326
Hydraulic Excavator

Technical Specifications

Configurations and features may vary by region. Please consult your Cat® dealer for availability in your area.

Table of Contents

Specifications . . . 2

- Engine . . . 2
- Swing Mechanism . . . 2
- Weights . . . 2
- Track . . . 2
- Drive . . . 2
- Hydraulic System . . . 2
- Service Refill Capacities . . . 2
- Standards . . . 2
- Air Conditioning System . . . 3
- Sound Performance . . . 3
- Operating Weights and Ground Pressures . . . 3
- Major Component Weights . . . 5
- Dimensions . . . 6
- Working Ranges and Forces . . . 10
- Long Undercarriage:
  - Reach Boom Lift Capacities – Counterweight: 4600 kg (10,140 lb) . . . 12
  - Heavy Duty (HD) Reach Boom Lift Capacities – Counterweight: 4600 kg (10,140 lb) . . . 17
  - Variable Angle (VA) Boom Lift Capacities – Counterweight: 4600 kg (10,140 lb) . . . 20
  - Super Long Reach (SLR) Boom Lift Capacities – Counterweight: 7400 kg (16,310 lb) . . . 30
- Long Narrow Undercarriage:
  - Reach Boom Lift Capacities – Counterweight: 4600 kg (10,140 lb) . . . 40
  - HD Reach Boom Lift Capacities – Counterweight: 4600 kg (10,140 lb) . . . 43
  - Variable Angle Boom Lift Capacities – Counterweight: 4600 kg (10,140 lb) . . . 45
  - SLR Boom Lift Capacities – Counterweight: 7400 kg (16,310 lb) . . . 51
- Bucket Specifications and Compatibility:
  - Chile, Colombia . . . 57
  - Europe . . . 58
  - Türkiye . . . 66
- Attachments Offering Guide:
  - Chile, Colombia . . . 67
  - Europe . . . 76
  - Türkiye . . . 89
- Thumb Specifications . . . 75

Standard and Optional Equipment . . . 93

Cab Options . . . 95

Dealer Installed Kits and Attachments . . . 96

326 Environmental Declaration . . . 97

326 Hydraulic Excavator Specifications

Engine

Engine Model	Cat® C7.1	
Net Power		
ISO 9249	149.8 kW	201 hp
ISO 9249 (DIN)	204 hp (metric)	
Engine Power		
ISO 14396	151 kW	202 hp
ISO 14396 (DIN)	205 hp (metric)	
Bore	105 mm	4 in
Stroke	135 mm	5 in
Displacement	7.01 L	428 in³
Biodiesel Capability	Up to B20[1]	

- Meets U.S. EPA Tier 4 Final, EU Stage V, and Japan 2014 emission standards.
- Recommended for use up to 4500 m (14,760 ft) altitude with engine power derate above 3000 m (9,840 ft).
- Advertised power is tested per the specified standard in effect at the time of manufacture.
- Net power advertised is the power available at the flywheel when the engine is equipped with fan, air intake system, exhaust system, and alternator.
- Engine speed at 2,000 rpm.

[1] Cat diesel engines are required to use ULSD (ultra-low sulfur diesel fuel with 15 ppm of sulfur or less) and are compatible* with ULSD blended with the following lower-carbon intensity fuels** up to:

✓ 20% biodiesel FAME (fatty acid methyl ester)***
✓ 100% renewable diesel, HVO (hydrogenated vegetable oil) and GTL (gas-to-liquid) fuels

Refer to guidelines for successful application. Please consult your Cat dealer or "Caterpillar Machine Fluids Recommendations" (SEBU6250) for details.

* *While Cat engines are compatible with these alternative fuels, some regions may not allow their use.*

** *Tailpipe greenhouse gas emissions from lower-carbon intensity fuels are essentially the same as traditional fuels.*

*** *Engines with no aftertreatment devices are compatible with higher blends, up to 100% biodiesel (for use of blends higher than 20% biodiesel, consult your Cat dealer).*

Swing Mechanism

Swing Speed*	9.9 rpm	
Maximum Swing Torque	106 kN·m	78,180 lbf·ft

*For CE-marked machine default value may be set lower.

Weights

Operating Weight	25 600 kg	56,400 lb

- Long undercarriage, Reach boom, R2.95 m (9'8")stick, 1.54 m³ (2.01 yd³) Heavy Duty (HD) bucket, 600 mm (24") triple grouser shoes and 4600 kg (10,140 lb) counterweight.

Operating Weight	25 500 kg	56,200 lb

- Long Narrow undercarriage, Reach boom, R2.95 m (9'8") stick, 1.54 m³ (2.01 yd³) HD bucket, 600 mm (24") triple grouser shoes and 4600 kg (10,140 lb) counterweight.

Operating Weight	25 800 kg	56,900 lb

- Long undercarriage, HD Reach boom, R2.95 m (9'8") HD stick, 1.54 m³ (2.01 yd³) HD bucket, 600 mm (24") triple grouser shoes and 4600 kg (10,140 lb) counterweight.

Track

Track Shoes Width	600 mm	24 in
Track Shoes Width	700 mm	28 in
Track Shoes Width	790 mm	31 in
Track Shoes Width	900 mm	35 in
Number of Shoes (each side)	51	
Number of Track Rollers (each side)	8	
Number of Carrier Rollers (each side)	2	

Drive

Gradeability	35°/70%	
Maximum Travel Speed	5.6 km/h	3.5 mph
Maximum Drawbar Pull	228 kN	51,256 lbf

Hydraulic System

Main System – Maximum Flow – Implement	481 L/min (241 × 2 pumps)	127 gal/min (64 × 2 pumps)
Maximum Pressure – Equipment – Normal	35 000 kPa	5,075 psi
Maximum Pressure – Heavy Lift Mode/Auto Dig Boost	38 000 kPa	5,510 psi
Maximum Pressure – Travel	35 000 kPa	5,075 psi
Maximum Pressure – Swing	28 400 kPa	4,118 psi
Auxiliary Pump (optional) – Maximum Flow	54 L/min	14 gal/min
Auxiliary Pump (optional) – Maximum Pressure	14 000 kPa	2,030 psi
Boom Cylinder – Bore	135 mm	5 in
Boom Cylinder – Stroke	1305 mm	51 in
Stick Cylinder – Bore	140 mm	6 in
Stick Cylinder – Stroke	1660 mm	65 in
Bucket Cylinder – Bore	130 mm	5 in
Bucket Cylinder – Stroke	1156 mm	46 in

Service Refill Capacities

Fuel Tank Capacity	474 L	125.2 gal
Cooling System	25 L	6.6 gal
Engine Oil (with filter)	25 L	6.6 gal
Swing Drive	11.5 L	3.0 gal
Final Drive (each)	4.5 L	1.2 gal
Hydraulic System (including tank)	310 L	81.9 gal
Hydraulic Tank	147 L	38.8 gal
Diesel Exhaust Fluid (DEF) Tank	41 L	10.8 gal

Standards

Brakes	ISO 10265:2008
Cab/Operator Protective Guards (OPG) (optional)	ISO 10262:1998 Level II
Cab/Rollover Protective Structure (ROPS)	ISO 12117-2:2008

Air Conditioning System

- The air conditioning system on this machine contains the fluorinated greenhouse gas refrigerant R134a or R1234yf. See the label or instruction manual for identification of the gas.
  - If equipped with R134a (Global Warming Potential = 1430), the system contains 0.8 kg (1.8 lb) of refrigerant which has a CO_2 equivalent of 1.444 metric tonnes (1.261 tons).
  - If equipped with R1234yf (Global Warming Potential = 0.5), the system contains 0.75 kg (1.7 lb) of refrigerant which has a CO_2 equivalent of 0.001 metric tonnes (0.001 tons).

Sound Performance

ISO 6395:2008 (external)	103 dB(A)
ISO 6396:2008 (inside cab)	70 dB(A)

- External Sound – The spectator sound power level is measured according to the test procedures and conditions specified in ISO 6395:2008 for a Cat machine that is properly equipped and maintained. The measurements were conducted at 70% of the maximum engine cooling fan speed.
- Internal Sound – The operator sound pressure level is measured according to the test procedures and conditions specified in ISO 6396:2008 for a cab offered by Caterpillar, when properly installed and maintained and tested with the door and windows closed. The measurements were conducted at 70% of the maximum engine cooling fan speed.
- Hearing protection may be needed when operating with an open operator station and cab (when not properly maintained for doors/windows open) for extended periods or in noisy environment(s).

Operating Weights and Ground Pressures

	600 mm (24") Triple Grouser Shoes		600 mm (24") Double Grouser Shoes		700 mm (28") Triple Grouser Shoes	
	Weight kg (lb)	Ground Pressure kPa (psi)	Weight kg (lb)	Ground Pressure kPa (psi)	Weight kg (lb)	Ground Pressure kPa (psi)
4600 kg (10,140 lb) Counterweight + Long Undercarriage Base Machine						
Reach Boom + R2.95CB1 (9'8") Stick + 1.54 m^3 (2.01 yd^3) HD Bucket	25 600 (56,400)	51 (7.4)	25 500 (56,300)	51 (7.3)	26 000 (57,200)	44 (6.4)
Reach Boom + R2.5CB1 (8'2") Stick + 1.54 m^3 (2.01 yd^3) HD Bucket	25 500 (56,300)	51 (7.3)	25 500 (56,200)	51 (7.3)	25 900 (57,100)	44 (6.4)
HD Reach Boom + HD R2.95CB1 (9'8") Stick + 1.54 m^3 (2.01 yd^3) HD Bucket	25 800 (56,900)	51 (7.4)	25 800 (56,900)	51 (7.4)	26 200 (57,800)	45 (6.5)
Variable Angle Boom (VAB) + R2.95CB1 (9'8") Stick + 1.54 m^3 (2.01 yd^3) HDBucket + High Pressure (HP), Multi-Purpose (MP), Quick Coupler (QC) Lines	27 200 (60,000)	54 (7.8)	27 200 (59,800)	54 (7.8)	27 600 (60,800)	47 (6.8)
7400 kg (16,310 lb) Counterweight + Long Undercarriage Base Machine						
Super Long Reach (SLR) Boom + SLR 7.85A (25'9") Stick + 0.57 m^3 (0.75 yd^3) Ditch Cleaning (DC) Bucket	29 000 (63,900)	58 (8.4)	28 900 (63,800)	57 (8.3)	29 400 (64,700)	50 (7.3)
4600 kg (10,140 lb) Counterweight + Long Narrow Undercarriage Base Machine						
Reach Boom + R2.95CB1 (9'8") Stick + 1.54 m^3 (2.01 yd^3) HD Bucket	25 500 (56,200)	51 (7.3)	—	—	25 900 (57,000)	44 (6.4)
Reach Boom + R2.5CB1 (8'2") Stick + 1.54 m^3 (2.01 yd^3) HD Bucket	25 400 (56,100)	50 (7.3)	—	—	25 800 (56,900)	44 (6.4)
Variable Angle Boom + R2.95CB1 (9'8") Stick + 1.54 m^3 (2.01 yd^3) HD Bucket + HP, MP, QC Lines	27 100 (59,800)	54 (7.8)	—	—	27 500 (60,500)	47 (6.8)
7400 kg (16,310 lb) Counterweight + Long Narrow Undercarriage Base Machine						
Super Long Reach Boom + SLR 7.85A (25'9") Stick + 0.57 m^3 (0.75 yd^3) DC Bucket	28 900 (63,700)	57 (8.3)	—	—	29 300 (64,500)	50 (7.2)

(continued on next page)

Operating Weights and Ground Pressures *(continued)*

	790 mm (31") Triple Grouser Shoes		900 mm (35") Triple Grouser Shoes	
	Weight	Ground Pressure	Weight	Ground Pressure
	kg (lb)	kPa (psi)	kg (lb)	kPa (psi)
4600 kg (10,140 lb) Counterweight + Long Undercarriage Base Machine				
Reach Boom + R2.95CB1 (9'8") Stick + 1.54 m^3 (2.01 yd^3) HD Bucket	26 300 (57,900)	40 (5.8)	26 700 (58,900)	35 (5.1)
Reach Boom + R2.5CB1 (8'2") Stick + 1.54 m^3 (2.01 yd^3) HD Bucket	26 200 (57,800)	40 (5.7)	26 600 (58,600)	35 (5.1)
HD Reach Boom + HD R2.95CB1 (9'8") Stick + 1.54 m^3 (2.01 yd^3) HD Bucket	26 500 (58,400)	40 (5.8)	26 900 (59,300)	36 (5.2)
Variable Angle Boom + R2.95CB1 (9'8") Stick with HP, MP, QC Lines + 1.54 m^3 (2.01 yd^3) HD Bucket	27 900 (61,500)	42 (6.1)	28 300 (62,400)	37 kPa (5.4)
7400 kg (16,310 lb) Counterweight + Long Undercarriage Base Machine				
Super Long Reach Boom + SLR 7.85A (25'9") Stick + 0.57 m^3 (0.75 yd^3) DC Bucket	29 700 (65,400)	45 (6.5)	30 100 (66,400)	40 kPa (5.8)
4600 kg (10,140 lb) Counterweight + Long Narrow Undercarriage Base Machine				
Reach Boom + R2.95CB1 (9'8") Stick + 1.54 m^3 (2.01 yd^3) HD Bucket	26 200 (57,700)	40 (5.7)	—	—
Reach Boom + R2.5CB1 (8'2") Stick + 1.54 m^3 (2.01 yd^3) HD Bucket	26 100 (57,600)	39 (5.7)	—	—
Variable Angle Boom + R2.95CB1 (9'8") Stick with HP, MP, QC Lines + 1.54 m^3 (2.01 yd^3) HD Bucket	27 800 (61,300)	42 (6.1)	—	—
7400 kg (16,310 lb) Counterweight + Long Narrow Undercarriage Base Machine				
Super Long Reach Boom + SLR 7.85A (25'9") Stick + 0.57 m^3 (0.75 yd^3) DC Bucket	29 600 (65,200)	45 (6.5)	—	—

Major Component Weights

	kg	lb
Base Machine Weight: including counterweight, upper frame, undercarriage and two boom cylinders – does not include boom, stick, bucket, stick cylinder, bucket cylinders, tracks, 90% fuel tank and 75 kg (165 lb) operator.		
With 4600 kg (10,140 lb) Counterweight and Long Undercarriage	17 250	38,010
With 4600 kg (10,140 lb) Counterweight and Long Undercarriage for use with VAB Configuration	17 520	38,620
With 7400 kg (16,310 lb) Counterweight and Long Undercarriage	19 980	44,040
With 4600 kg (10,140 lb) Counterweight and Long Narrow Undercarriage	17 150	37,790
With 4600 kg (10,140 lb) Counterweight and Long Narrow Undercarriage for use with VAB Configuration	17 420	38,400
With 7400 kg (16,310 lb) Counterweight and Long Narrow Undercarriage	19 880	43,820
Track Shoes:		
600 mm (24") Width, 12.5 mm (0.49") Thick, Triple Grouser Track Shoes	3330	7,320
600 mm (24") Width, 13 mm (0.51") Thick, Double Grouser Track Shoes	3250	7,150
700 mm (28") Width, 12.5 mm (0.49") Thick, Triple Grouser Track Shoes	3670	8,080
790 mm (31") Width, 12.5 mm (0.49") Thick, Triple Grouser Track Shoes with Step Extension	4000	8,810
900 mm (35") Width, 12.5 mm (0.49") Thick Triple Grouser Track Shoes with Step Extension	4400	9,700
Two Boom Cylinders	460	1,010
Weight of 90% Fuel Tank and 75 kg (165 lb) Operator	470	1,020
Counterweights:		
4600 kg (10,140 lb) Counterweight	4600	10,140
7400 kg (16,310 lb) Counterweight	7400	16,310
Undercarriages:		
Long Narrow Undercarriage	4930	10,850
Long Undercarriage	5020	11,070
Booms (including lines, pins, stick cylinder):		
Reach Boom 5.9 m (19'4")	2050	4,520
HD Reach Boom 5.9 m (19'4")	2190	4,810
Variable Angle Boom 2.8 m (9'2") Stub + 3.3 m (10'10") Fore	3320	7,310
Super Long Reach (SLR) Boom 10.2 m (33'6")	3190	7,020
Sticks (including lines, pins, bucket cylinder, bucket linkage):		
Reach Stick R2.5CB1 (8'2")	1260	2,770
Reach Stick R2.95CB1 (9'8")	1310	2,870
Reach Stick R2.95CB1 (9'8") with HP, MP, QC lines for use with VAB	1390	3,060
HD Reach Stick R2.95CB1 (9'8")	1390	3,060
Super Long Reach Stick 7.85A (25'9")	1640	3,610
Buckets (without linkage, with tips and side cutters):		
1.54 m^3 (2.01 yd^3) HD CB1 Linkage	1200	2,630
1.76 m^3 (2.30 yd^3) HD CB1 Linkage	1290	2,840
0.57 m^3 (0.75 yd^3) Ditch Cleaning (DC) A Linkage	390	850
0.74 m^3 (0.97 yd^3) DC A Linkage	460	1,010
Quick Couplers:		
Pin Grabber Quick Coupler with Pins	530	2,650
Pin Grabber Quick Coupler without Pins	500	2,430

326 Hydraulic Excavator Specifications

Dimensions

All dimensions are approximate and may vary depending on bucket selection.

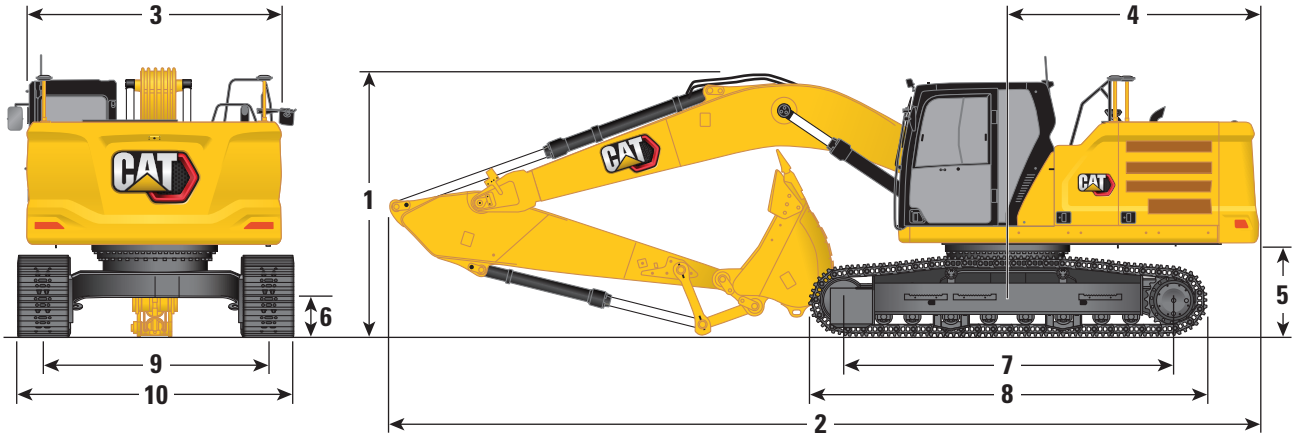

Undercarriage Options	Long					
Boom Options	Reach Boom 5.9 m (19'4")				HD Reach Boom 5.9 m (19'4")	
Stick Options	Reach Stick				HD Reach Stick	
	R2.5CB (8'2")		R2.95CB (9'8")		R2.95CB (9'8")	
1 Machine Height:						
Top of Cab Height	3000 mm	9'10"	3000 mm	9'10"	3000 mm	9'10"
Top of GNSS Antenna Height (if installed)	3030 mm	9'11"	3030 mm	9'11"	3030 mm	9'11"
Top of OPG Height	3140 mm	10'4"	3140 mm	10'4"	3140 mm	10'4"
Handrail Height	3000 mm	9'10"	3000 mm	9'10"	3000 mm	9'10"
With Boom/Stick/Bucket Installed	3430 mm	11'3"	3250 mm	10'8"	3250 mm	10'8"
With Boom/Stick Installed	3200 mm	10'6"	3120 mm	10'3"	3120 mm	10'3"
With Boom Installed	3000 mm	9'10"	3000 mm	9'10"	3000 mm	9'10"
2 Machine Length:						
With Boom/Stick/Bucket Installed	10 090 mm	33'1"	10 060 mm	33'0"	10 060 mm	33'0"
With Boom/Stick Installed	10 090 mm	33'1"	10 040 mm	32'11"	10 040 mm	32'11"
With Boom Installed	8720 mm	28'7"	8720 mm	28'7"	8720 mm	28'7"
3 Upperframe Width	2940 mm	9'8"	2940 mm	9'8"	2940 mm	9'8"
4 Tail Swing Radius	3000 mm	9'10"	3000 mm	9'10"	3000 mm	9'10"
5 Counterweight Clearance	1060 mm	3'6"	1060 mm	3'6"	1060 mm	3'6"
6 Ground Clearance	440 mm	1'5"	440 mm	1'5"	440 mm	1'5"
7 Track Length – Length to Center of Rollers	3830 mm	12'7"	3830 mm	12'7"	3830 mm	12'7"
8 Track Length – Crawler Overall Length	4640 mm	15'3"	4640 mm	15'3"	4640 mm	15'3"
9 Track Gauge	2590 mm	8'6"	2590 mm	8'6"	2590 mm	8'6"
10 Undercarriage Width:						
With 600 mm (24") Shoes	3190 mm	10'6"	3190 mm	10'6"	3190 mm	10'6"
With 700 mm (28") Shoes	3290 mm	10'10"	3290 mm	10'10"	3290 mm	10'10"
With 790 mm (31") Shoes with Steps	3380 mm	11'1"	3380 mm	11'1"	3380 mm	11'1"
With 900 mm (35") Shoes with Steps	3490 mm	11'5"	3490 mm	11'5"	3490 mm	11'5"
Bucket Type	HD		HD		HD	
Bucket Capacity	1.54 m^3	2.01 yd^3	1.54 m^3	2.01 yd^3	1.54 m^3	2.01 yd^3
Bucket Tip Radius	1660 mm	5'5"	1660 mm	5'5"	1660 mm	5'5"

(continued on next page)

Dimensions *(continued)*

All dimensions are approximate and may vary depending on bucket selection.

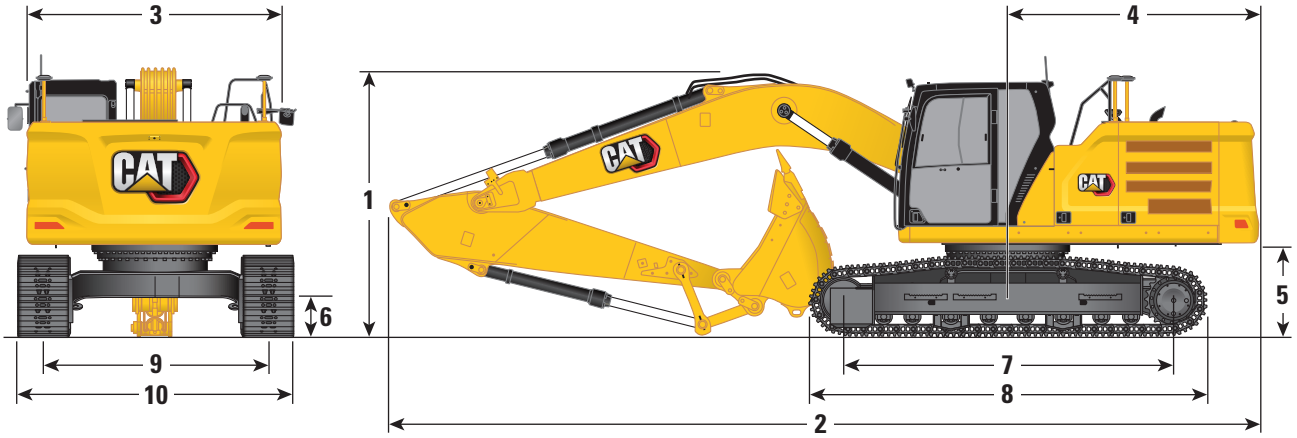

Undercarriage Options	Long Narrow					
Boom Options	Reach Boom 5.9 m (19'4")				HD Reach Boom 5.9 m (19'4")	
Stick Options	Reach Stick				HD Reach Stick	
	R2.5CB (8'2")		R2.95CB (9'8")		R2.95CB (9'8")	
1 Machine Height:						
Top of Cab Height	3000 mm	9'10"	3000 mm	9'10"	3000 mm	9'10"
Top of GNSS Antenna Height (if installed)	3030 mm	9'11"	3030 mm	9'11"	3030 mm	9'11"
Top of OPG Height	3140 mm	10'4"	3140 mm	10'4"	3140 mm	10'4"
Handrail Height	3000 mm	9'10"	3000 mm	9'10"	3000 mm	9'10"
With Boom/Stick/Bucket Installed	3430 mm	11'3"	3250 mm	10'8"	3250 mm	10'8"
With Boom/Stick Installed	3200 mm	10'6"	3120 mm	10'3"	3120 mm	10'3"
With Boom Installed	3000 mm	9'10"	3000 mm	9'10"	3000 mm	9'10"
2 Machine Length:						
With Boom/Stick/Bucket Installed	10 090 mm	33'1"	10 060 mm	33'0"	10 060 mm	33'0"
With Boom/Stick Installed	10 090 mm	33'1"	10 040 mm	32'11"	10 040 mm	32'11"
With Boom Installed	8720 mm	28'7"	8720 mm	28'7"	8720 mm	28'7"
3 Upperframe Width	2940 mm	9'8"	2940 mm	9'8"	2940 mm	9'8"
4 Tail Swing Radius	3000 mm	9'10"	3000 mm	9'10"	3000 mm	9'10"
5 Counterweight Clearance	1060 mm	3'6"	1060 mm	3'6"	1060 mm	3'6"
6 Ground Clearance	440 mm	1'5"	440 mm	1'5"	440 mm	1'5"
7 Track Length – Length to Center of Rollers	3830 mm	12'7"	3830 mm	12'7"	3830 mm	12'7"
8 Track Length – Crawler Overall Length	4640 mm	15'3"	4640 mm	15'3"	4640 mm	15'3"
9 Track Gauge	2390 mm	7'10"	2390 mm	7'10"	2390 mm	7'10"
10 Undercarriage Width:						
With 600 mm (24") Shoes	2990 mm	9'10"	2990 mm	9'10"	2990 mm	9'10"
With 700 mm (28") Shoes	3090 mm	10'2"	3090 mm	10'2"	3090 mm	10'2"
With 790 mm (31") Shoes with Steps	3180 mm	10'5"	3180 mm	10'5"	3180 mm	10'5"
Bucket Type	HD		HD		HD*	
Bucket Capacity	1.54 m^3	2.01 yd^3	1.54 m^3	2.01 yd^3	1.54 m^3	2.01 yd^3
Bucket Tip Radius	1660 mm	5'5"	1660 mm	5'5"	1660 mm	5'5"

*HD Reach dimensions have the same data with 1.76 m^3 (2.30 yd^3) HD bucket.

(continued on next page)

Dimensions *(continued)*

All dimensions are approximate and may vary depending on bucket selection.

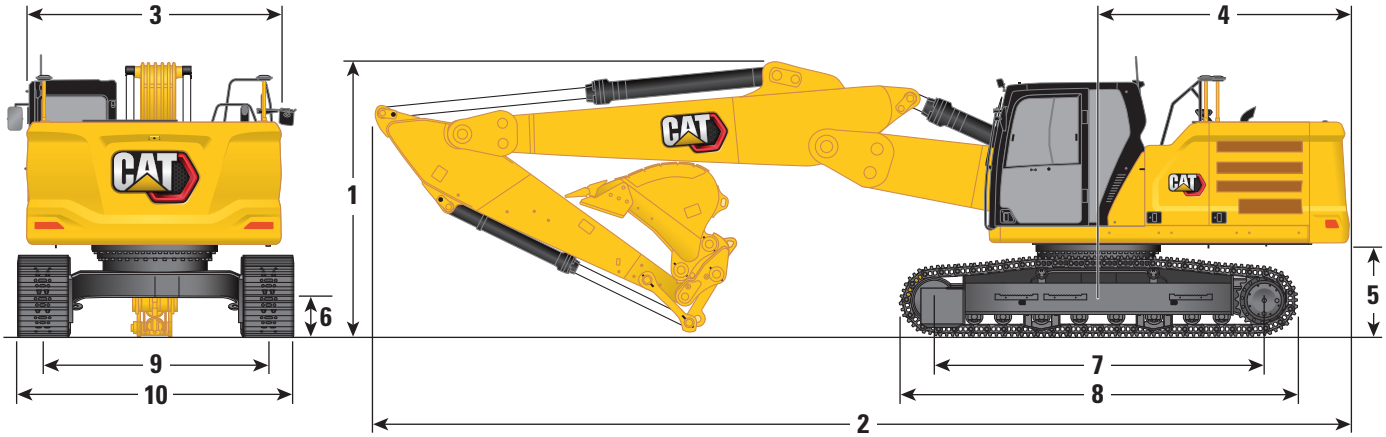

Undercarriage Options	Long				Long Narrow			
Boom Options	Variable Angle Boom 2.8 m/3.3 m (9'2"/10'10")				Variable Angle Boom 2.8 m/3.3 m (9'2"/10'10")			
Stick Options	Reach Stick				Reach Stick			
	R2.5CB (8'2")		R2.95CB (9'8")		R2.5CB (8'2")		R2.95CB (9'8")	
1 Machine Height:								
Top of Cab Height	3000 mm	9'10"	3000 mm	9'10"	3000 mm	9'10"	3000 mm	9'10"
Top of GNSS Antenna Height (if installed)	3030 mm	9'11"	3030 mm	9'11"	3030 mm	9'11"	3030 mm	9'11"
Top of OPG Height	3140 mm	10'4"	3140 mm	10'4"	3140 mm	10'4"	3140 mm	10'4"
Handrail Height	3000 mm	9'10"	3000 mm	9'10"	3000 mm	9'10"	3000 mm	9'10"
With Boom/Stick/Bucket Installed	3120 mm	10'3"	3120 mm	10'3"	3120 mm	10'3"	3120 mm	10'3"
With Boom/Stick Installed	3000 mm	9'10"	3000 mm	9'10"	3000 mm	9'10"	3000 mm	9'10"
With Boom Installed	3000 mm	9'10"	3000 mm	9'10"	3000 mm	9'10"	3000 mm	9'10"
2 Machine Length:								
With Boom/Stick/Bucket Installed	10 200 mm	33'6"	10 200 mm	33'6"	10 200 mm	33'6"	10 200 mm	33'6"
With Boom/Stick Installed	10 230 mm	33'7"	10 200 mm	33'6"	10 230 mm	33'7"	10 200 mm	33'6"
With Boom Installed	8990 mm	29'6"	8990 mm	29'6"	8990 mm	29'6"	8990 mm	29'6"
3 Upperframe Width	2940 mm	9'8"	2940 mm	9'8"	2940 mm	9'8"	2940 mm	9'8"
4 Tail Swing Radius	3000 mm	9'10"	3000 mm	9'10"	3000 mm	9'10"	3000 mm	9'10"
5 Counterweight Clearance	1060 mm	3'6"	1060 mm	3'6"	1060 mm	3'6"	1060 mm	3'6"
6 Ground Clearance	440 mm	1'5"	440 mm	1'5"	440 mm	1'5"	440 mm	1'5"
7 Track Length – Length to Center of Rollers	3830 mm	12'7"	3830 mm	12'7"	3830 mm	12'7"	3830 mm	12'7"
8 Track Length – Crawler Overall Length	4640 mm	15'3"	4640 mm	15'3"	4640 mm	15'3"	4640 mm	15'3"
9 Track Gauge	2590 mm	8'6"	2590 mm	8'6"	2390 mm	7'10"	2390 mm	7'10"
10 Undercarriage Width:								
With 600 mm (24") Shoes	3190 mm	10'6"	3190 mm	10'6"	2990 mm	9'10"	2990 mm	9'10"
With 700 mm (28") Shoes	3290 mm	10'10"	3290 mm	10'10"	3090 mm	10'2"	3090 mm	10'2"
With 790 mm (31") Shoes with Steps	3380 mm	11'1"	3380 mm	11'1"	3180 mm	10'5"	3180 mm	10'5"
With 900 mm (35") Shoes with Steps	3490 mm	11'5"	3490 mm	11'5"	—	—	—	—
Bucket Type	HD		HD		HD		HD	
Bucket Capacity	1.54 m^3	2.01 yd^3	1.54 m^3	2.01 yd^3	1.54 m^3	2.01 yd^3	1.54 m^3	2.01 yd^3
Bucket Tip Radius	1660 mm	5'5"	1660 mm	5'5"	1660 mm	5'5"	1660 mm	5'5"

(continued on next page)

Dimensions *(continued)*

All dimensions are approximate and may vary depending on bucket selection.

Undercarriage Options	Long		Long Narrow	
Boom Options	**Super Long Reach Boom 10.2 m (33'6")**		**Super Long Reach Boom 10.2 m (33'6")**	
Stick Options	**Super Long Reach Stick 7.85A (25'9")**		**Super Long Reach Stick 7.85A (25'9")**	
1 Machine Height:				
Top of Cab Height	3000 mm	9'10"	3000 mm	9'10"
Top of GNSS Antenna Height (if installed)	3030 mm	9'11"	3030 mm	9'11"
Top of OPG Height	3140 mm	10'4"	3140 mm	10'4"
Handrail Height	3000 mm	9'10"	3000 mm	9'10"
With Boom/Stick/Bucket Installed	3160 mm	10'4"	3160 mm	10'4"
With Boom/Stick Installed	3160 mm	10'4"	3160 mm	10'4"
With Boom Installed	3000 mm	9'10"	3000 mm	9'10"
2 Machine Length:				
With Boom/Stick/Bucket Installed	14 350 mm	47'1"	14 350 mm	47'1"
With Boom/Stick Installed	14 350 mm	47'1"	14 350 mm	47'1"
With Boom Installed	13 250 mm	43'6"	13 250 mm	43'6"
3 Upperframe Width	2940 mm	9'8"	2940 mm	9'8"
4 Tail Swing Radius	3000 mm	9'10"	3000 mm	9'10"
5 Counterweight Clearance	1060 mm	3'6"	1060 mm	3'6"
6 Ground Clearance	440 mm	1'5"	440 mm	1'5"
7 Track Length – Length to Center of Rollers	3830 mm	12'7"	3830 mm	12'7"
8 Track Length – Crawler Overall Length	4640 mm	15'3"	4640 mm	15'3"
9 Track Gauge	2590 mm	8'6"	2390 mm	7'10"
10 Undercarriage Width:				
With 600 mm (24") Shoes	3190 mm	10'6"	2990 mm	9'10"
With 700 mm (28") Shoes	3290 mm	10'10"	3090 mm	10'2"
With 790 mm (31") Shoes with Steps	3380 mm	11'1"	3180 mm	10'5"
With 900 mm (35") Shoes with Steps	3490 mm	11'5"	—	—
Bucket Type	DC		DC	
Bucket Capacity	0.57 m^3	0.75 yd^3	0.57 m^3	0.75 yd^3
Bucket Tip Radius	1070 mm	3'6"	1070 mm	3'6"

326 Hydraulic Excavator Specifications

Working Ranges and Forces

All dimensions are approximate and may vary depending on bucket selection.

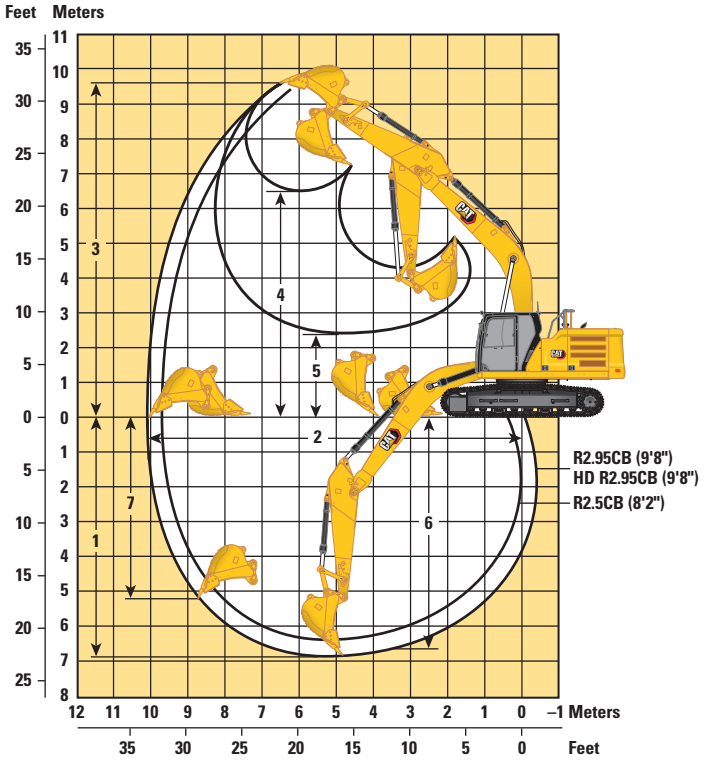

Undercarriage Options	Long/Long Narrow					
Boom Options	Reach Boom 5.9 m (19'4")				HD Reach Boom 5.9 m (19'4")	
Stick Options	Reach Stick				HD Reach Stick	
	R2.5CB (8'2")		R2.95CB (9'8")		R2.95CB (9'8")	
1 Maximum Digging Depth	6370 mm	20'11"	6820 mm	22'5"	6820 mm	22'5"
2 Maximum Reach at Ground Line	9700 mm	31'10"	10 120 mm	33'2"	10 120 mm	33'2"
3 Maximum Cutting Height	9480 mm	31'1"	9680 mm	31'9"	9680 mm	31'9"
4 Maximum Loading Height	6420 mm	21'1"	6610 mm	21'8"	6610 mm	21'8"
5 Minimum Loading Height	2850 mm	9'4"	2390 mm	7'10"	2390 mm	7'10"
6 Maximum Depth Cut for 2440 mm (8'0") Level Bottom	6170 mm	20'3"	6650 mm	21'10"	6650 mm	21'10"
7 Maximum Vertical Wall Digging Depth	4910 mm	16'1"	5340 mm	17'6"	5340 mm	17'6"
Bucket Digging Force (ISO)	166 kN	37,320 lbf	166 kN	37,320 lbf	166 kN	37,320 lbf
Stick Digging Force (ISO)	141 kN	31,700 lbf	121 kN	27,200 lbf	121 kN	27,200 lbf
Bucket Digging Force (ISO) – Auto Dig Boost	180 kN	40,520 lbf	180 kN	40,520 lbf	180 kN	40,520 lbf
Stick Digging Force (ISO) – Auto Dig Boost	153 kN	34,420 lbf	131 kN	29,530 lbf	131 kN	29,530 lbf
Bucket Type	HD		HD		HD*	
Bucket Capacity	1.54 m^3	2.01 yd^3	1.54 m^3	2.01 yd^3	1.54 m^3	2.01 yd^3
Bucket Tip Radius	1660 mm	5'5"	1660 mm	5'5"	1660 mm	5'5"

*HD Reach working ranges have the same data with 1.76 m^3 (2.30 yd^3) HD bucket.

(continued on next page)

Working Ranges and Forces *(continued)*

All dimensions are approximate and may vary depending on bucket selection.

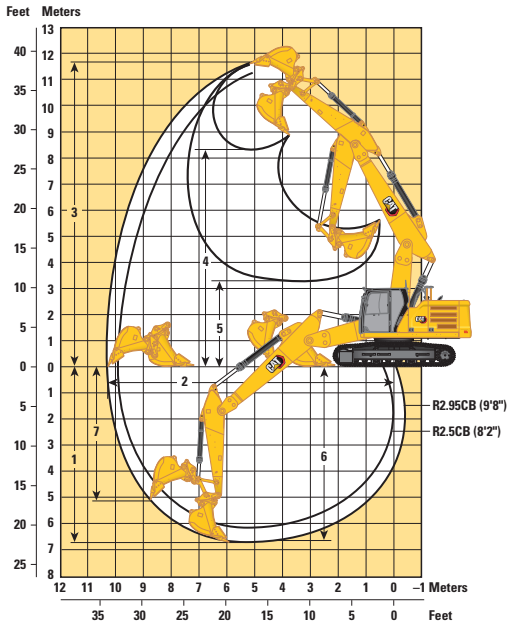

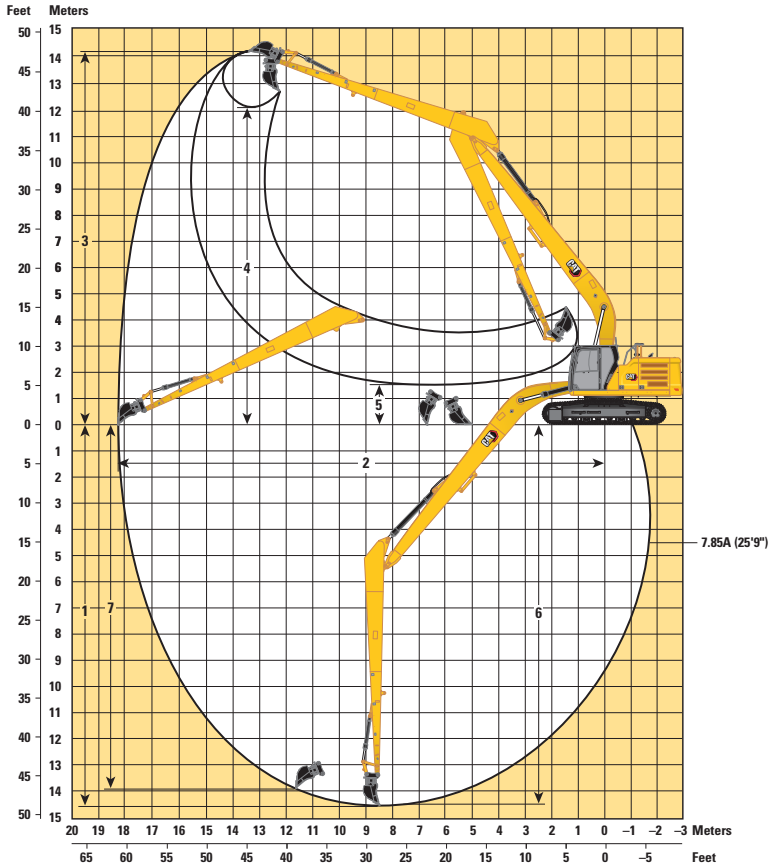

Undercarriage Options						
Boom Options	**Variable Angle Boom 2.8 m/3.3 m (9'2"/10'10")**				**Super Long Reach Boom 10.2 m (33'6")**	
Stick Options	**Reach Stick**				**Super Long Reach Stick**	
	R2.5CB (8'2")		**R2.95CB (9'8")**		**7.85A (25'9")**	
1 Maximum Digging Depth	6260 mm	20'6"	6700 mm	22'0"	14 580 mm	47'10"
2 Maximum Reach at Ground Line	9930 mm	32'7"	10 350 mm	33'11"	18 280 mm	60'0"
3 Maximum Cutting Height	11 260 mm	36'11"	11 600 mm	38'1"	14 210 mm	46'7"
4 Maximum Loading Height	7960 mm	26'1"	8300 mm	27'3"	12 150 mm	39'10"
5 Minimum Loading Height	3870 mm	12'8"	3300 mm	10'10"	1500 mm	4'11"
6 Maximum Depth Cut for 2440 mm (8'0") Level Bottom	6160 mm	20'3"	6600 mm	21'8"	14 480 mm	47'6"
7 Maximum Vertical Wall Digging Depth	4710 mm	15'5"	5130 mm	16'10"	13 980 mm	45'10"
Bucket Digging Force (ISO)	166 kN	37,320 lbf	166 kN	37,320 lbf	62 kN	13,830 lbf
Stick Digging Force (ISO)	141 kN	31,700 lbf	121 kN	27,200 lbf	45 kN	10,160 lbf
Bucket Type	HD		HD		DC	
Bucket Capacity	1.54 m^3	2.01 yd^3	1.54 m^3	2.01 yd^3	0.57 m^3	0.75 yd^3
Bucket Tip Radius	1660 mm	5'5"	1660 mm	5'5"	1070 mm	3'6"

326 Hydraulic Excavator Specifications

Reach Boom Lift Capacities – Counterweight: 4600 kg (10,140 lb) – without Bucket, Heavy Lift: On

Long Undercarriage

2.5 m (8'2") 5.9 m (19'4")

R2.5CB1

600 mm (24") Triple Grouser Track Shoes

2590 mm (8'6")

3830 mm (12'7")

4640 mm (15'3")

		3000 mm/10'0"		4500 mm/15'0"		6000 mm/20'0"		7500 mm/25'0"				
												mm ft/in
7500 mm 25'0"	kg lb									*7950 *17,550	7200 16,450	5860 18'9"
6000 mm 20'0"	kg lb					*7850 *17,150	6950 14,900			*7600 *16,750	5350 11,950	7040 22'10"
4500 mm 15'0"	kg lb			*10 300 *22,200	*10 300 *22,200	*8600 *18,700	6750 14,500	7050 15,150	4750 10,200	6700 14,850	4500 10,000	7750 25'4"
3000 mm 10'0"	kg lb			*12 950 *27,850	9750 21,050	*9750 21,050	6450 13,850	6950 14,900	4650 10,000	6150 13,500	4100 9,050	8130 26'7"
1500 mm 5'0"	kg lb			*15 000 *32,350	9250 19,850	9500 20,400	6150 13,300	6800 14,600	4500 9,700	5950 13,100	4000 8,750	8210 26'10"
0 mm 0'0"	kg lb			14 850 31,800	9000 19,350	9300 20,000	6000 12,900	6700 14,400	4450 9,550	6100 13,450	4050 8,950	8010 26'3"
–1500 mm –5'0"	kg lb	*11 700 *26,650	*11 700 *26,650	14 850 31,750	9000 19,300	9250 19,850	5950 12,800			6700 14,750	4450 9,750	7500 24'6"
–3000 mm –10'0"	kg lb	*18 500 *40,200	18 200 38,850	*13 750 *29,750	9100 19,550	9300 20,050	6000 12,950			8100 18,000	5300 11,750	6610 21'6"
–4500 mm –15'0"	kg lb			*10 450 *22,100	9400 20,250					*8900 *19,450	7750 17,500	5150 16'7"

Reach Boom Lift Capacities – Counterweight: 4600 kg (10,140 lb) – without Bucket, Heavy Lift: On

Long Undercarriage

2.5 m (8'2") 5.9 m (19'4")

R2.5CB1

600 mm (24") Double Grouser Track Shoes

2590 mm (8'6")

3830 mm (12'7")

4640 mm (15'3")

		3000 mm/10'0"		4500 mm/15'0"		6000 mm/20'0"		7500 mm/25'0"				
												mm ft/in
7500 mm 25'0"	kg lb									*7950 *17,550	7200 16,400	5860 18'9"
6000 mm 20'0"	kg lb					*7850 *17,150	6900 14,850			*7600 *16,750	5350 11,900	7040 22'10"
4500 mm 15'0"	kg lb			*10 300 *22,200	*10 300 *22,200	*8600 *18,700	6700 14,450	7050 15,150	4750 10,200	6700 14,800	4500 9,950	7750 25'4"
3000 mm 10'0"	kg lb			*12 950 *27,850	9750 21,000	*9750 21,000	6400 13,800	6900 14,850	4650 9,950	6100 13,500	4100 9,050	8130 26'7"
1500 mm 5'0"	kg lb			*15 000 32,350	9200 19,800	9450 20,350	6150 13,250	6800 14,550	4500 9,700	5950 13,050	3950 8,700	8210 26'10"
0 mm 0'0"	kg lb			14 800 31,750	9000 19,300	9300 19,950	6000 12,850	6700 14,350	4400 9,500	6100 13,400	4050 8,900	8010 26'3"
–1500 mm –5'0"	kg lb	*11 700 *26,650	*11 700 *26,650	14 800 31,650	8950 19,250	9200 19,800	5950 12,750			6700 14,700	4400 9,700	7500 24'6"
–3000 mm –10'0"	kg lb	*18 500 *40,200	18 150 38,750	*13 750 *29,750	9050 19,500	9300 20,000	6000 12,900			8100 17,950	5300 11,700	6610 21'6"
–4500 mm –15'0"	kg lb			*10 450 *22,100	9350 20,200					*8900 *19,450	7700 17,450	5150 16'7"

* ISO 10567:2007

* Indicates that the load is limited by hydraulic lifting capacity rather than tipping load. The above loads are in compliance with hydraulic excavator lift capacity standard ISO 10567:2007. They do not exceed 87% of hydraulic lifting capacity or 75% of tipping load. Weight of all lifting accessories must be deducted from the above lifting capacities. Lifting capacities are based on the machine standing on a firm, uniform supporting surface. The use of a work tool attachment point to handle/lift objects, could affect the machine lift performance.

Lift capacity stays with ±5% for all available track shoes.

Always refer to the appropriate Operation and Maintenance Manual for specific product information.

There may be local regulations and/or government regulations that govern the use of excavators for lifting heavy objects. Obey all local and government regulations.

Regional regulations may require the use of an overload warning device and boom and stick lowering control valves during object handling applications.

Contact your Cat dealer for additional information.

Reach Boom Lift Capacities – Counterweight: 4600 kg (10,140 lb) – without Bucket, Heavy Lift: On

Long Undercarriage

2.5 m (8'2") 5.9 m (19'4")

R2.5CB1

700 mm (28") Triple Grouser Track Shoes

2590 mm (8'6")

3830 mm (12'7")

4640 mm (15'3")

		3000 mm/10'0"		4500 mm/15'0"		6000 mm/20'0"		7500 mm/25'0"				
												mm ft/in
7500 mm 25'0"	kg lb									*7950 *17,550	7300 16,650	5860 18'9"
6000 mm 20'0"	kg lb					*7850 *17,150	7000 15,050			*7600 *16,750	5400 12,100	7040 22'10"
4500 mm 15'0"	kg lb			*10 300 *22,200	*10 300 *22,200	*8600 *18,700	6800 14,650	7150 15,350	4850 10,350	6800 15,050	4600 10,150	7750 25'4"
3000 mm 10'0"	kg lb			*12 950 *27,850	9900 21,300	*9750 *21,150	6500 14,000	7050 15,100	4700 10,100	6200 13,700	4150 9,200	8130 26'7"
1500 mm 5'0"	kg lb			*15 000 *32,350	9350 20,100	9600 20,700	6250 13,450	6900 14,800	4600 9,850	6050 13,300	4050 8,850	8210 26'10"
0 mm 0'0"	kg lb			15 050 32,250	9100 19,600	9450 20,250	6050 13,050	6800 14,600	4500 9,650	6200 13,650	4100 9,050	8010 26'3"
–1500 mm –5'0"	kg lb	*11 700 *26,650	*11 700 *26,650	15 000 32,150	9100 19,550	9350 20,150	6000 12,950			6800 14,950	4500 9,900	7500 24'6"
–3000 mm –10'0"	kg lb	*18 500 *40,200	18 400 39,350	*13 750 *29,750	9200 19,800	9450 20,300	6100 13,150			8200 18,200	5350 11,900	6610 21'6"
–4500 mm –15'0"	kg lb			*10 450 *22,100	9500 20,500					*8900 *19,450	7850 17,700	5150 16'7"

Reach Boom Lift Capacities – Counterweight: 4600 kg (10,140 lb) – without Bucket, Heavy Lift: On

Long Undercarriage

2.5 m (8'2") 5.9 m (19'4")

R2.5CB1

790 mm (31") Triple Grouser Track Shoes

2590 mm (8'6")

3830 mm (12'7")

4640 mm (15'3")

		3000 mm/10'0"		4500 mm/15'0"		6000 mm/20'0"		7500 mm/25'0"				
												mm ft/in
7500 mm 25'0"	kg lb									*7950 *17,550	7400 16,800	5860 18'9"
6000 mm 20'0"	kg lb					*7850 *17,150	7100 15,200			*7600 *16,750	5450 12,200	7040 22'10"
4500 mm 15'0"	kg lb			*10 300 *22,200	*10 300 *22,200	*8600 *18,700	6900 14,800	7250 15,550	4900 10,450	6850 15,200	4650 10,250	7750 25'4"
3000 mm 10'0"	kg lb			*12 950 *27,850	10 000 21,550	*9750 *21,150	6600 14,200	7100 15,300	4750 10,250	6300 13,850	4200 9,300	8130 26'7"
1500 mm 5'0"	kg lb			*15 000 *32,350	9450 20,350	9750 20,950	6300 13,600	6950 15,000	4650 9,950	6100 13,450	4100 8,950	8210 26'10"
0 mm 0'0"	kg lb			15 250 32,650	9250 19,850	9550 20,500	6150 13,250	6850 14,800	4550 9,800	6250 13,800	4150 9,150	8010 26'3"
–1500 mm –5'0"	kg lb	*11 700 *26,650	*11 700 *26,650	15 200 32,550	9200 19,800	9500 20,400	6100 13,100			6850 15,150	4550 10,000	7500 24'6"
–3000 mm –10'0"	kg lb	*18 500 *40,200	*18 500 39,800	*13 750 *29,750	9300 20,050	9550 20,550	6150 13,300			8300 18,450	5450 12,050	6610 21'6"
–4500 mm –15'0"	kg lb			*10 450 *22,100	9600 20,700					*8900 *19,450	7900 17,950	5150 16'7"

* ISO 10567:2007

* Indicates that the load is limited by hydraulic lifting capacity rather than tipping load. The above loads are in compliance with hydraulic excavator lift capacity standard ISO 10567:2007. They do not exceed 87% of hydraulic lifting capacity or 75% of tipping load. Weight of all lifting accessories must be deducted from the above lifting capacities. Lifting capacities are based on the machine standing on a firm, uniform supporting surface. The use of a work tool attachment point to handle/lift objects, could affect the machine lift performance.

Lift capacity stays with ±5% for all available track shoes.

Always refer to the appropriate Operation and Maintenance Manual for specific product information.

326 Hydraulic Excavator Specifications

Reach Boom Lift Capacities – Counterweight: 4600 kg (10,140 lb) – without Bucket, Heavy Lift: On

Long Undercarriage

2.5 m (8'2") 5.9 m (19'4")

R2.5CB1

900 mm (35") Triple Grouser Track Shoes

2590 mm (8'6")

3830 mm (12'7")

4640 mm (15'3")

		3000 mm/10'0"		4500 mm/15'0"		6000 mm/20'0"		7500 mm/25'0"				mm ft/in
7500 mm 25'0"	kg lb									*7950 *17,550	7450 17,000	5860 18'9"
6000 mm 20'0"	kg lb					*7850 *17,150	7200 15,400			*7600 *16,750	5550 12,400	7040 22'10"
4500 mm 15'0"	kg lb			*10 300 *22,200	*10 300 *22,200	*8600 *18,700	6950 15,000	7350 15,750	4950 10,600	6950 15,400	4700 10,400	7750 25'4"
3000 mm 10'0"	kg lb			*12 950 *27,850	10 100 21,800	*9750 *21,150	6700 14,400	7200 15,500	4850 10,400	6400 14,050	4300 9,450	8130 26'7"
1500 mm 5'0"	kg lb			*15 000 *32,350	9600 20,650	9850 21,250	6400 13,800	7050 15,200	4700 10,100	6200 13,650	4150 9,100	8210 26'10"
0 mm 0'0"	kg lb			15 450 33,100	9350 20,150	9700 20,800	6250 13,400	6950 15,000	4600 9,900	6350 14,000	4250 9,300	8010 26'3"
–1500 mm –5'0"	kg lb	*11 700 *26,650	*11 700 *26,650	*15 250 33,050	9350 20,050	9600 20,700	6200 13,300			6950 15,400	4600 10,150	7500 24'6"
–3000 mm –10'0"	kg lb	*18 500 *40,200	*18 500 *40,200	*13 750 *29,750	9450 20,300	9700 20,850	6250 13,500			8450 18,700	5500 12,250	6610 21'6"
–4500 mm –15'0"	kg lb			*10 450 *22,100	9750 21,000					*8900 *19,450	8050 18,200	5150 16'7"

Reach Boom Lift Capacities – Counterweight: 4600 kg (10,140 lb) – without Bucket, Heavy Lift: On

Long Undercarriage

2.95 m (9'8") 5.9 m (19'4")

R2.95CB1

600 mm (24") Triple Grouser Track Shoes

2590 mm (8'6")

3830 mm (12'7")

4640 mm (15'3")

		3000 mm/10'0"		4500 mm/15'0"		6000 mm/20'0"		7500 mm/25'0"				mm ft/in
7500 mm 25'0"	kg lb					*7100 *14,650	7100 *14,650			*5900 *13,050	*5900 *13,050	6430 20'8"
6000 mm 20'0"	kg lb					*7250 *15,850	7000 15,100	*5650	4900	*5600 *12,350	4850 10,850	7510 24'5"
4500 mm 15'0"	kg lb			*9450 *20,350	*9450 *20,350	*8100 *17,550	6800 14,650	7100 15,300	4800 10,350	*5600 *12,300	4200 9,250	8180 26'9"
3000 mm 10'0"	kg lb			*12 100 *26,050	9950 21,450	*9300 *20,150	6500 14,000	6950 15,000	4700 10,050	5700 12,550	3850 8,450	8540 27'11"
1500 mm 5'0"	kg lb			*14 450 *31,150	9350 20,100	9550 20,500	6200 13,350	6800 14,650	4550 9,750	5550 12,200	3700 8,150	8610 28'3"
0 mm 0'0"	kg lb			14 900 31,900	9000 19,400	9300 20,000	6000 12,900	6700 14,400	4400 9,500	5650 12,450	3750 8,300	8420 27'7"
–1500 mm –5'0"	kg lb	*11 350 *25,750	*11 350 *25,750	14 800 31,650	8950 19,200	9200 19,800	5900 12,700	6650 14,300	4350 9,400	6150 13,500	4050 8,950	7940 26'0"
–3000 mm –10'0"	kg lb	*18 550 *42,250	18 000 38,450	*14 350 *31,050	9000 19,350	9250 19,900	5950 12,800			7200 16,000	4750 10,500	7120 23'2"
–4500 mm –15'0"	kg lb	*16 000 *34,300	*16 000 *34,300	*11 750 *25,100	9250 19,900					*8750 *19,250	6450 14,500	5790 18'8"

* ISO 10567:2007

* Indicates that the load is limited by hydraulic lifting capacity rather than tipping load. The above loads are in compliance with hydraulic excavator lift capacity standard ISO 10567:2007. They do not exceed 87% of hydraulic lifting capacity or 75% of tipping load. Weight of all lifting accessories must be deducted from the above lifting capacities. Lifting capacities are based on the machine standing on a firm, uniform supporting surface. The use of a work tool attachment point to handle/lift objects, could affect the machine lift performance.

Lift capacity stays with ±5% for all available track shoes.

Always refer to the appropriate Operation and Maintenance Manual for specific product information.

Reach Boom Lift Capacities – Counterweight: 4600 kg (10,140 lb) – without Bucket, Heavy Lift: On

Long Undercarriage

2.95 m (9'8") 5.9 m (19'4")

R2.95CB1

600 mm (24") Double Grouser Track Shoes

2590 mm (8'6")

3830 mm (12'7")

4640 mm (15'3")

		3000 mm/10'0"		4500 mm/15'0"		6000 mm/20'0"		7500 mm/25'0"				
												mm ft/in
7500 mm **25'0"**	kg **lb**					*7100 ***14,650**	7050 ***14,650**			*5900 ***13,050**	*5900 ***13,050**	6430 **20'8"**
6000 mm **20'0"**	kg **lb**					*7250 ***15,850**	7000 **15,050**	*5650	4850	*5600 ***12,350**	4850 **10,800**	7510 **24'5"**
4500 mm **15'0"**	kg **lb**			*9450 ***20,350**	*9450 ***20,350**	*8100 ***17,550**	6800 **14,600**	7100 **15,250**	4800 **10,300**	*5600 ***12,300**	4150 **9,200**	8180 **26'9"**
3000 mm **10'0"**	kg **lb**			*12 100 ***26,050**	9900 **21,350**	*9300 ***20,150**	6500 **13,950**	6950 **14,950**	4650 **10,000**	5700 **12,550**	3850 **8,400**	8540 **27'11"**
1500 mm **5'0"**	kg **lb**			*14 450 ***31,150**	9300 **20,050**	9500 **20,450**	6200 **13,300**	6800 **14,600**	4500 **9,700**	5550 **12,150**	3700 **8,100**	8610 **28'3"**
0 mm **0'0"**	kg **lb**			14 850 **31,800**	9000 **19,350**	9300 **19,950**	6000 **12,900**	6650 **14,350**	4400 **9,450**	5650 **12,450**	3750 **8,250**	8420 **27'7"**
–1500 mm **–5'0"**	kg **lb**	*11 350 ***25,750**	*11 350 ***25,750**	14 750 **31,550**	8900 **19,150**	9200 **19,750**	5900 **12,700**	6600 **14,250**	4350 **9,400**	6100 **13,500**	4050 **8,900**	7940 **26'0"**
–3000 mm **–10'0"**	kg **lb**	*18 550 ***42,250**	17 950 **38,350**	*14 350 ***31,050**	9000 **19,300**	9200 **19,800**	5950 **12,750**			7200 **15,950**	4750 **10,500**	7120 **23'2"**
–4500 mm **–15'0"**	kg **lb**	*16 000 ***34,300**	*16 000 ***34,300**	*11 750 ***25,100**	9200 **19,850**					*8750 ***19,250**	6450 **14,500**	5790 **18'8"**

Reach Boom Lift Capacities – Counterweight: 4600 kg (10,140 lb) – without Bucket, Heavy Lift: On

Long Undercarriage

2.95 m (9'8") 5.9 m (19'4")

R2.95CB1

700 mm (28") Triple Grouser Track Shoes

2590 mm (8'6")

3830 mm (12'7")

4640 mm (15'3")

		3000 mm/10'0"		4500 mm/15'0"		6000 mm/20'0"		7500 mm/25'0"				
												mm ft/in
7500 mm **25'0"**	kg **lb**					*7100 ***14,650**	*7100 ***14,650**			*5900 ***13,050**	*5900 ***13,050**	6430 **20'8"**
6000 mm **20'0"**	kg **lb**					*7250 ***15,850**	7100 **15,250**	*5650	4950	*5600 ***12,350**	4950 **10,950**	7510 **24'5"**
4500 mm **15'0"**	kg **lb**			*9450 ***20,350**	*9450 ***20,350**	*8100 ***17,550**	6900 **14,800**	7200 **15,500**	4850 **10,450**	*5600 ***12,300**	4250 **9,350**	8180 **26'9"**
3000 mm **10'0"**	kg **lb**			*12 100 ***26,050**	10 050 **21,650**	*9300 ***20,150**	6600 **14,150**	7050 **15,150**	4750 **10,150**	5800 ***12,750**	3900 **8,550**	8540 **27'11"**
1500 mm **5'0"**	kg **lb**			*14 450 ***31,150**	9450 **20,350**	9650 **20,800**	6300 **13,550**	6900 **14,850**	4600 **9,850**	5600 **12,350**	3750 **8,250**	8610 **28'3"**
0 mm **0'0"**	kg **lb**			15 100 **32,300**	9150 **19,650**	9450 **20,300**	6100 **13,100**	6800 **14,550**	4450 **9,600**	5750 **12,650**	3800 **8,400**	8420 **27'7"**
–1500 mm **–5'0"**	kg **lb**	*11 350 ***25,750**	*11 350 ***25,750**	15 000 **32,050**	9050 **19,450**	9350 **20,050**	6000 **12,900**	6750 **14,500**	4450 **9,550**	6200 **13,700**	4100 **9,050**	7940 **26'0"**
–3000 mm **–10'0"**	kg **lb**	*18 550 ***42,250**	18 200 **38,900**	*14 350 ***31,050**	9100 **19,600**	9350 **20,150**	6000 **12,950**			7300 **16,200**	4800 **10,650**	7120 **23'2"**
–4500 mm **–15'0"**	kg **lb**	*16 000 ***34,300**	*16 000 ***34,300**	*11 750 ***25,100**	9350 **20,150**					*8750 ***19,250**	6550 **14,700**	5790 **18'8"**

* **ISO 10567:2007**

* Indicates that the load is limited by hydraulic lifting capacity rather than tipping load. The above loads are in compliance with hydraulic excavator lift capacity standard ISO 10567:2007. They do not exceed 87% of hydraulic lifting capacity or 75% of tipping load. Weight of all lifting accessories must be deducted from the above lifting capacities. Lifting capacities are based on the machine standing on a firm, uniform supporting surface. The use of a work tool attachment point to handle/lift objects, could affect the machine lift performance.

Lift capacity stays with ±5% for all available track shoes.

Always refer to the appropriate Operation and Maintenance Manual for specific product information.

326 Hydraulic Excavator Specifications

Reach Boom Lift Capacities – Counterweight: 4600 kg (10,140 lb) – without Bucket, Heavy Lift: On

Long Undercarriage

2.95 m (9'8") 5.9 m (19'4")

R2.95CB1

790 mm (31") Triple Grouser Track Shoes

2590 mm (8'6")

3830 mm (12'7")

4640 mm (15'3")

		3000 mm/10'0"		4500 mm/15'0"		6000 mm/20'0"		7500 mm/25'0"				
												mm ft/in
7500 mm 25'0"	kg lb					*7100 *14,650	*7100 *14,650			*5900 *13,050	*5900 *13,050	6430 20'8"
6000 mm 20'0"	kg lb					*7250 *15,850	7200 15,400	*5650	5000	*5600 *12,350	5000 11,100	7510 24'5"
4500 mm 15'0"	kg lb			*9450 *20,350	*9450 *20,350	*8100 *17,550	6950 14,950	7300 15,650	4950 10,600	*5600 *12,300	4300 9,450	8180 26'9"
3000 mm 10'0"	kg lb			*12 100 *26,050	10 150 21,900	*9300 *20,150	6650 14,300	7150 15,350	4800 10,300	*5800 *12,750	3950 8,650	8540 27'11"
1500 mm 5'0"	kg lb			*14 450 *31,150	9550 20,600	9800 21,050	6350 13,700	7000 15,000	4650 10,000	5700 12,500	3800 8,350	8610 28'3"
0 mm 0'0"	kg lb			15 250 32,700	9250 19,900	9550 20,550	6150 13,250	6850 14,750	4550 9,750	5800 12,800	3850 8,500	8420 27'7"
–1500 mm –5'0"	kg lb	*11 350 *25,750	*11 350 *25,750	15 150 32,450	9150 19,700	9450 20,300	6050 13,050	6800 14,650	4500 9,650	6300 13,900	4150 9,200	7940 26'0"
–3000 mm –10'0"	kg lb	*18 550 *42,250	18 400 39,350	*14 350 *31,050	9250 19,850	9500 20,400	6100 13,100			7400 16,400	4850 10,800	7120 23'2"
–4500 mm –15'0"	kg lb	*16 000 *34,300	*16 000 *34,300	*11 750 *25,100	9450 20,350					*8750 *19,250	6600 14,850	5790 18'8"

Reach Boom Lift Capacities – Counterweight: 4600 kg (10,140 lb) – without Bucket, Heavy Lift: On

Long Undercarriage

2.95 m (9'8") 5.9 m (19'4")

R2.95CB1

900 mm (35") Triple Grouser Track Shoes

2590 mm (8'6")

3830 mm (12'7")

4640 mm (15'3")

		3000 mm/10'0"		4500 mm/15'0"		6000 mm/20'0"		7500 mm/25'0"				
												mm ft/in
7500 mm 25'0"	kg lb					*7100 *14,650	*7100 *14,650			*5900 *13,050	*5900 *13,050	6430 20'8"
6000 mm 20'0"	kg lb					*7250 *15,850	*7250 15,600	*5650	5050	*5600 *12,350	5050 11,250	7510 24'5"
4500 mm 15'0"	kg lb			*9450 *20,350	*9450 *20,350	*8100 *17,550	7050 15,150	7400 15,900	5000 10,750	*5600 *12,300	4350 9,600	8180 26'9"
3000 mm 10'0"	kg lb			*12 100 *26,050	10 300 22,200	*9300 *20,150	6750 14,500	7250 15,600	4850 10,450	*5800 *12,750	4000 8,800	8540 27'11"
1500 mm 5'0"	kg lb			*14 450 *31,150	9700 20,850	9900 21,350	6450 13,900	7100 15,250	4700 10,150	5800 12,700	3850 8,500	8610 28'3"
0 mm 0'0"	kg lb			15 500 33,150	9400 20,150	9700 20,850	6250 13,450	6950 15,000	4600 9,900	5900 13,000	3950 8,650	8420 27'7"
–1500 mm –5'0"	kg lb	*11 350 *25,750	*11 350 *25,750	15 400 32,950	9300 20,000	9600 20,600	6150 13,250	6900 14,900	4550 9,800	6400 14,100	4250 9,300	7940 26'0"
–3000 mm –10'0"	kg lb	*18 550 *42,250	*18 550 39,900	*14 350 *31,050	9350 20,150	9600 20,700	6200 13,300			7500 16,650	4950 10,950	7120 23'2"
–4500 mm –15'0"	kg lb	*16 000 *34,300	*16 000 *34,300	*11 750 *25,100	9600 20,650					*8750 *19,250	6700 15,100	5790 18'8"

* ISO 10567:2007

* Indicates that the load is limited by hydraulic lifting capacity rather than tipping load. The above loads are in compliance with hydraulic excavator lift capacity standard ISO 10567:2007. They do not exceed 87% of hydraulic lifting capacity or 75% of tipping load. Weight of all lifting accessories must be deducted from the above lifting capacities. Lifting capacities are based on the machine standing on a firm, uniform supporting surface. The use of a work tool attachment point to handle/lift objects, could affect the machine lift performance.

Lift capacity stays with ±5% for all available track shoes.

Always refer to the appropriate Operation and Maintenance Manual for specific product information.

HD Reach Boom Lift Capacities – Counterweight: 4600 kg (10,140 lb) – without Bucket, Heavy Lift: On

Long Undercarriage

2.95 m (9'8") 5.9 m (19'4")

R2.95CB1(HD)

600 mm (24") Triple Grouser Track Shoes

2590 mm (8'6")

3830 mm (12'7")

4640 mm (15'3")

		3000 mm/10'0"		4500 mm/15'0"		6000 mm/20'0"		7500 mm/25'0"				mm ft/in
7500 mm 25'0"	kg lb					*7050 *14,600	7050 *14,600			*5850 *13,000	*5850 *13,000	6430 20'8"
6000 mm 20'0"	kg lb					*7150 *15,650	7000 15,000	*5600	4800	*5550 *12,300	4800 10,700	7510 24'5"
4500 mm 15'0"	kg lb			*9350 *20,150	*9350 *20,150	*8000 *17,350	6750 14,500	7050 15,150	4750 10,200	*5550 *12,250	4100 9,100	8180 26'9"
3000 mm 10'0"	kg lb			*11 950 *25,750	9850 21,200	*9200 *19,900	6400 13,800	6900 14,850	4600 9,900	5650 12,400	3750 8,300	8540 27'11"
1500 mm 5'0"	kg lb			*14 250 *30,750	9200 19,800	9450 20,300	6100 13,150	6750 14,450	4450 9,550	5450 12,050	3650 7,950	8610 28'3"
0 mm 0'0"	kg lb			14 700 31,550	8850 19,050	9200 19,750	5900 12,650	6600 14,200	4300 9,300	5600 12,300	3700 8,100	8420 27'7"
–1500 mm –5'0"	kg lb	*11 350 *25,700	*11 350 *25,700	14 600 31,300	8750 18,850	9100 19,550	5800 12,450	6550 14,100	4300 9,200	6050 13,350	3950 8,750	7940 26'0"
–3000 mm –10'0"	kg lb	*18 550 *42,200	17 700 37,850	*14 150 *30,650	8850 19,000	9150 19,650	5800 12,550			7150 15,800	4650 10,300	7120 23'2"
–4500 mm –15'0"	kg lb	*15 750 *33,800	*15 750 *33,800	*11 600 *24,700	9100 19,600					*8650 *18,950	6350 14,300	5790 18'8"

HD Reach Boom Lift Capacities – Counterweight: 4600 kg (10,140 lb) – without Bucket, Heavy Lift: On

Long Undercarriage

2.95 m (9'8") 5.9 m (19'4")

R2.95CB1(HD)

600 mm (24") Double Grouser Track Shoes

2590 mm (8'6")

3830 mm (12'7")

4640 mm (15'3")

		3000 mm/10'0"		4500 mm/15'0"		6000 mm/20'0"		7500 mm/25'0"				mm ft/in
7500 mm 25'0"	kg lb					*7050 *14,600	7000 *14,600			*5850 *13,000	*5850 *13,000	6430 20'8"
6000 mm 20'0"	kg lb					*7150 *15,650	6950 14,950	*5600	4800	*5550 *12,300	4800 10,700	7510 24'5"
4500 mm 15'0"	kg lb			*9350 *20,150	*9350 *20,150	*8000 *17,350	6750 14,450	7050 15,150	4750 10,150	*5550 *12,250	4100 9,050	8180 26'9"
3000 mm 10'0"	kg lb			*11 950 *25,750	9800 21,150	*9200 *19,900	6400 13,800	6900 14,800	4600 9,850	5600 12,400	3750 8,250	8540 27'11"
1500 mm 5'0"	kg lb			*14 250 *30,750	9150 19,750	9400 20,250	6100 13,100	6700 14,400	4450 9,500	5450 12,000	3600 7,950	8610 28'3"
0 mm 0'0"	kg lb			14 700 31,450	8850 19,000	9200 19,700	5850 12,600	6600 14,150	4300 9,250	5550 12,250	3650 8,050	8420 27'7"
–1500 mm –5'0"	kg lb	*11 350 *25,700	*11 350 *25,700	14 550 31,200	8750 18,800	9050 19,500	5750 12,400	6550 14,050	4250 9,200	6050 13,300	3950 8,700	7940 26'0"
–3000 mm –10'0"	kg lb	*18 550 *42,200	17 650 37,750	*14 150 *30,650	8800 18,950	9100 19,600	5800 12,500			7100 15,750	4650 10,250	7120 23'2"
–4500 mm –15'0"	kg lb	*15 750 *33,800	*15 750 *33,800	*11 600 *24,700	9050 19,550					*8650 *18,950	6350 14,250	5790 18'8"

* ISO 10567:2007

* Indicates that the load is limited by hydraulic lifting capacity rather than tipping load. The above loads are in compliance with hydraulic excavator lift capacity standard ISO 10567:2007. They do not exceed 87% of hydraulic lifting capacity or 75% of tipping load. Weight of all lifting accessories must be deducted from the above lifting capacities. Lifting capacities are based on the machine standing on a firm, uniform supporting surface. The use of a work tool attachment point to handle/lift objects, could affect the machine lift performance.

Lift capacity stays with ±5% for all available track shoes.

Always refer to the appropriate Operation and Maintenance Manual for specific product information.

326 Hydraulic Excavator Specifications

HD Reach Boom Lift Capacities – Counterweight: 4600 kg (10,140 lb) – without Bucket, Heavy Lift: On

Long Undercarriage

2.95 m (9'8") 5.9 m (19'4")

R2.95CB1(HD)

700 mm (28") Triple Grouser Track Shoes

2590 mm (8'6")

3830 mm (12'7")

4640 mm (15'3")

		3000 mm/10'0"		4500 mm/15'0"		6000 mm/20'0"		7500 mm/25'0"				
												mm ft/in
7500 mm 25'0"	kg lb					*7050 *14,600	*7050 *14,600			*5850 *13,000	*5850 *13,000	6430 20'8"
6000 mm 20'0"	kg lb					*7150 *15,650	7050 15,150	*5600	4900	*5550 *12,300	4850 10,850	7510 24'5"
4500 mm 15'0"	kg lb			*9350 *20,150	*9350 *20,150	*8000 *17,350	6800 14,700	7150 15,350	4800 10,300	*5550 *12,250	4150 9,200	8180 26'9"
3000 mm 10'0"	kg lb			*11 950 *25,750	9950 21,450	*9200 *19,900	6500 14,000	7000 15,000	4650 10,000	5700 12,600	3800 8,400	8540 27'11"
1500 mm 5'0"	kg lb			*14 250 *30,750	9300 20,050	9550 20,550	6200 13,300	6800 14,650	4500 9,650	5550 12,200	3700 8,100	8610 28'3"
0 mm 0'0"	kg lb			14 900 31,950	8950 19,300	9300 20,050	5950 12,850	6700 14,400	4400 9,400	5650 12,450	3750 8,200	8420 27'7"
–1500 mm –5'0"	kg lb	*11 350 *25,700	*11 350 *25,700	14 800 31,700	8900 19,100	9200 19,800	5850 12,600	6650 14,300	4350 9,350	6150 13,500	4050 8,850	7940 26'0"
–3000 mm –10'0"	kg lb	*18 550 *42,200	17 950 38,300	*14 150 *30,650	8950 19,250	9250 19,900	5900 12,700			7250 16,000	4700 10,450	7120 23'2"
–4500 mm –15'0"	kg lb	*15 750 *33,800	*15 750 *33,800	*11 600 *24,700	9200 19,850					*8650 *18,950	6450 14,450	5790 18'8"

HD Reach Boom Lift Capacities – Counterweight: 4600 kg (10,140 lb) – without Bucket, Heavy Lift: On

Long Undercarriage

2.95 m (9'8") 5.9 m (19'4")

R2.95CB1(HD)

790 mm (31") Triple Grouser Track Shoes

2590 mm (8'6")

3830 mm (12'7")

4640 mm (15'3")

		3000 mm/10'0"		4500 mm/15'0"		6000 mm/20'0"		7500 mm/25'0"				
												mm ft/in
7500 mm 25'0"	kg lb					*7050 *14,600	*7050 *14,600			*5850 *13,000	*5850 *13,000	6430 20'8"
6000 mm 20'0"	kg lb					*7150 *15,650	7150 15,300	*5600	4950	*5550 *12,300	4900 10,950	7510 24'5"
4500 mm 15'0"	kg lb			*9350 *20,150	*9350 *20,150	*8000 *17,350	6900 14,850	7250 15,550	4850 10,450	*5550 *12,250	4200 9,300	8180 26'9"
3000 mm 10'0"	kg lb			*11 950 *25,750	10 050 21,700	*9200 *19,900	6550 14,150	7100 15,200	4700 10,150	*5750 *12,650	3850 8,500	8540 27'11"
1500 mm 5'0"	kg lb			*14 250 *30,750	9400 20,250	9700 20,800	6250 13,450	6900 14,850	4550 9,800	5600 12,350	3700 8,200	8610 28'3"
0 mm 0'0"	kg lb			15 100 32,350	9100 19,550	9450 20,300	6050 13,000	6750 14,550	4450 9,550	5750 12,600	3800 8,300	8420 27'7"
–1500 mm –5'0"	kg lb	*11 350 *25,700	*11 350 *25,700	15 000 32,100	9000 19,350	9350 20,050	5950 12,800	6700 14,450	4400 9,450	6200 13,700	4100 9,000	7940 26'0"
–3000 mm –10'0"	kg lb	*18 550 *42,200	18 150 38,750	*14 150 *30,650	9050 19,500	9350 20,150	6000 12,850			7300 16,250	4750 10,550	7120 23'2"
–4500 mm –15'0"	kg lb	*15 750 *33,800	*15 750 *33,800	*11 600 *24,700	9300 20,050					*8650 *18,950	6500 14,650	5790 18'8"

* ISO 10567:2007

* Indicates that the load is limited by hydraulic lifting capacity rather than tipping load. The above loads are in compliance with hydraulic excavator lift capacity standard ISO 10567:2007. They do not exceed 87% of hydraulic lifting capacity or 75% of tipping load. Weight of all lifting accessories must be deducted from the above lifting capacities. Lifting capacities are based on the machine standing on a firm, uniform supporting surface. The use of a work tool attachment point to handle/lift objects, could affect the machine lift performance.

Lift capacity stays with ±5% for all available track shoes.

Always refer to the appropriate Operation and Maintenance Manual for specific product information.

HD Reach Boom Lift Capacities – Counterweight: 4600 kg (10,140 lb) – without Bucket, Heavy Lift: On

Long Undercarriage

2.95 m (9'8") 5.9 m (19'4")

R2.95CB1(HD)

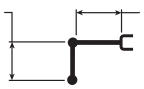

900 mm (35") Triple Grouser Track Shoes

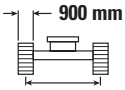

2590 mm (8'6")

3830 mm (12'7")

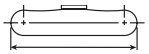

4640 mm (15'3")

		3000 mm/10'0"		4500 mm/15'0"		6000 mm/20'0"		7500 mm/25'0"				
												mm ft/in
7500 mm **25'0"**	kg **lb**					*7050 ***14,600**	*7050 ***14,600**			*5850 ***13,000**	*5850 ***13,000**	6430 **20'8"**
6000 mm **20'0"**	kg **lb**					*7150 ***15,650**	*7150 **15,500**	*5600	5000	*5550 ***12,300**	5000 **11,100**	7510 **24'5"**
4500 mm **15'0"**	kg **lb**			*9350 ***20,150**	*9350 ***20,150**	*8000 ***17,350**	7000 **15,050**	*7350 **15,750**	4950 **10,600**	*5550 ***12,250**	4300 **9,450**	8180 **26'9"**
3000 mm **10'0"**	kg **lb**			*11 950 ***25,750**	10 200 **21,950**	*9200 ***19,900**	6650 **14,350**	7200 **15,450**	4800 **10,250**	*5750 ***12,650**	3900 **8,600**	8540 **27'11"**
1500 mm **5'0"**	kg **lb**			*14 250 ***30,750**	9550 **20,550**	9850 **21,100**	6350 **13,650**	7000 **15,050**	4600 **9,950**	5700 **12,550**	3800 **8,300**	8610 **28'3"**
0 mm **0'0"**	kg **lb**			15 300 **32,800**	9200 **19,800**	9600 **20,600**	6100 **13,200**	6900 **14,800**	4500 **9,700**	5850 **12,800**	3850 **8,450**	8420 **27'7"**
–1500 mm **–5'0"**	kg **lb**	*11 350 ***25,700**	*11 350 ***25,700**	15 200 **32,550**	9150 **19,600**	9450 **20,350**	6050 **13,000**	6850 **14,700**	4450 **9,600**	6300 **13,900**	4150 **9,100**	7940 **26'0"**
–3000 mm **–10'0"**	kg **lb**	*18 550 ***42,200**	18 400 **39,300**	*14 150 ***30,650**	9200 **19,800**	9500 **20,450**	6050 **13,050**			7450 **16,450**	4850 **10,750**	7120 **23'2"**
–4500 mm **–15'0"**	kg **lb**	*15 750 ***33,800**	*15 750 ***33,800**	*11 600 ***24,700**	9450 **20,350**					*8650 ***18,950**	6600 **14,850**	5790 **18'8"**

* ISO 10567:2007

* Indicates that the load is limited by hydraulic lifting capacity rather than tipping load. The above loads are in compliance with hydraulic excavator lift capacity standard ISO 10567:2007. They do not exceed 87% of hydraulic lifting capacity or 75% of tipping load. Weight of all lifting accessories must be deducted from the above lifting capacities. Lifting capacities are based on the machine standing on a firm, uniform supporting surface. The use of a work tool attachment point to handle/lift objects, could affect the machine lift performance.

Lift capacity stays with ±5% for all available track shoes.

Always refer to the appropriate Operation and Maintenance Manual for specific product information.

Variable Angle Boom Lift Capacities – Counterweight: 4600 kg (10,140 lb) – without Bucket, Heavy Lift: On

Long Undercarriage

2.5 m (8'2")

R2.5CB1

2.8 m (9'2") Stub +
3.3 m (10'10") Fore

600 mm (24") Triple Grouser Track Shoes

2590 mm (8'6")

3830 mm (12'7")

4640 mm (15'3")

		3000 mm/10'0"		4500 mm/15'0"		6000 mm/20'0"		7500 mm/25'0"				
												mm ft/in
9000 mm 30'0"	kg lb									*9650 *21,950	*9650 *21,950	4250 13'0"
7500 mm 25'0"	kg lb			*9950 *22,050	*9950 *22,050	*8800	7050			*8100 *18,000	6700 15,250	6170 19'10"
6000 mm 20'0"	kg lb	*9000 *19,650	*9000 *19,650	*10 300 *22,500	*10 300 *22,500	*9550 *20,700	7000 15,050			7550 *16,750	5050 11,200	7290 23'8"
4500 mm 15'0"	kg lb			*13 350 *28,800	10 550 22,700	*10 150 *21,900	6750 14,500	7150 15,300	4700 10,100	6450 14,250	4250 9,400	7980 26'1"
3000 mm 10'0"	kg lb			*14 850 *32,100	9650 20,800	9850 21,200	6350 13,700	6950 14,950	4550 9,800	5900 12,950	3850 8,500	8340 27'4"
1500 mm 5'0"	kg lb			15 100 32,350	9000 19,350	9500 20,400	6000 12,950	6800 14,600	4400 9,450	5700 12,550	3700 8,150	8420 27'7"
0 mm 0'0"	kg lb			*14 000 *30,450	8750 18,800	9250 19,900	5800 12,500	6650 14,350	4300 9,200	5850 12,850	3800 8,300	8230 26'11"
–1500 mm –5'0"	kg lb			*11 750 *25,600	8750 18,750	9200 19,750	5750 12,400	6650 14,300	4300 9,200	6400 *14,000	4100 9,050	7730 25'3"
–3000 mm –10'0"	kg lb					*6750 *14,300	5850 12,600			*5900 *13,350	5250 11,900	6520 20'10"

* ISO 10567:2007

* Indicates that the load is limited by hydraulic lifting capacity rather than tipping load. The above loads are in compliance with hydraulic excavator lift capacity standard ISO 10567:2007. They do not exceed 87% of hydraulic lifting capacity or 75% of tipping load. Weight of all lifting accessories must be deducted from the above lifting capacities. Lifting capacities are based on the machine standing on a firm, uniform supporting surface. The use of a work tool attachment point to handle/lift objects, could affect the machine lift performance.

Lift capacity stays with ±5% for all available track shoes.

Always refer to the appropriate Operation and Maintenance Manual for specific product information.

Max Length of VAB.

Variable Angle Boom Lift Capacities – Counterweight: 4600 kg (10,140 lb) – without Bucket, Heavy Lift: On

Long Undercarriage

2.5 m (8'2")

R2.5CB1

2.8 m (9'2") Stub +
3.3 m (10'10") Fore

600 mm (24") Double Grouser Track Shoes

2590 mm (8'6")

3830 mm (12'7")

4640 mm (15'3")

		3000 mm/10'0"		4500 mm/15'0"		6000 mm/20'0"		7500 mm/25'0"				
												mm ft/in
9000 mm 30'0"	kg lb									*9650 *21,950	*9650 *21,950	4250 13'0"
7500 mm 25'0"	kg lb			*9950 *22,050	*9950 *22,050	*8800	7050			*8100 *18,000	6700 15,200	6170 19'10"
6000 mm 20'0"	kg lb	*9000 *19,650	*9000 *19,650	*10 300 *22,500	*10 300 *22,500	*9550 *20,700	7000 15,000			7550 *16,750	5000 11,200	7290 23'8"
4500 mm 15'0"	kg lb			*13 350 *28,800	10 500 22,650	*10 150 *21,900	6700 14,450	7100 15,250	4700 10,100	6400 14,200	4250 9,350	7980 26'1"
3000 mm 10'0"	kg lb			*14 850 *32,100	9600 20,750	9850 21,150	6350 13,650	6950 14,900	4550 9,750	5850 12,950	3850 8,500	8340 27'4"
1500 mm 5'0"	kg lb			15 050 32,250	8950 19,300	9450 20,350	6000 12,950	6750 14,550	4400 9,450	5700 12,500	3700 8,150	8420 27'7"
0 mm 0'0"	kg lb			*14 000 *30,450	8700 18,750	9250 19,850	5800 12,500	6650 14,300	4300 9,200	5850 12,800	3800 8,300	8230 26'11"
–1500 mm –5'0"	kg lb			*11 750 *25,600	8700 18,700	9150 19,700	5750 12,350	6650 14,250	4250 9,200	6350 *14,000	4100 9,050	7730 25'3"
–3000 mm –10'0"	kg lb					*6750 *14,300	5850 12,550			*5900 *13,350	5250 11,900	6520 20'10"

* ISO 10567:2007

* Indicates that the load is limited by hydraulic lifting capacity rather than tipping load. The above loads are in compliance with hydraulic excavator lift capacity standard ISO 10567:2007. They do not exceed 87% of hydraulic lifting capacity or 75% of tipping load. Weight of all lifting accessories must be deducted from the above lifting capacities. Lifting capacities are based on the machine standing on a firm, uniform supporting surface. The use of a work tool attachment point to handle/lift objects, could affect the machine lift performance.

Lift capacity stays with ±5% for all available track shoes.

Always refer to the appropriate Operation and Maintenance Manual for specific product information.

Max Length of VAB.

Variable Angle Boom Lift Capacities – Counterweight: 4600 kg (10,140 lb) – without Bucket, Heavy Lift: On

Long Undercarriage

2.5 m (8'2")

R2.5CB1

2.8 m (9'2") Stub +
3.3 m (10'10") Fore

700 mm (28") Triple Grouser Track Shoes

2590 mm (8'6")

3830 mm (12'7")

4640 mm (15'3")

		3000 mm/10'0"		4500 mm/15'0"		6000 mm/20'0"		7500 mm/25'0"				
												mm ft/in
9000 mm 30'0"	kg lb									*9650 *21,950	*9650 *21,950	4250 13'0"
7500 mm 25'0"	kg lb			*9950 *22,050	*9950 *22,050	*8800	7100			*8100 *18,000	6800 15,400	6170 19'10"
6000 mm 20'0"	kg lb	*9000 *19,650	*9000 *19,650	*10 300 *22,500	*10 300 *22,500	*9550 *20,700	7100 15,200			*7600 *16,750	5100 11,350	7290 23'8"
4500 mm 15'0"	kg lb			*13 350 *28,800	10 650 22,950	*10 150 *21,900	6800 14,650	7250 15,500	4800 10,250	6500 14,400	4300 9,500	7980 26'1"
3000 mm 10'0"	kg lb			*14 850 *32,100	9750 21,050	10 000 21,500	6450 13,850	7050 15,150	4600 9,950	5950 13,150	3900 8,600	8340 27'4"
1500 mm 5'0"	kg lb			*15 200 32,750	9100 19,600	9600 20,650	6100 13,150	6850 14,750	4450 9,600	5800 12,750	3750 8,300	8420 27'7"
0 mm 0'0"	kg lb			*14 000 *30,450	8850 19,050	9400 20,150	5900 12,700	6750 14,500	4350 9,350	5950 13,050	3850 8,450	8230 26'11"
–1500 mm –5'0"	kg lb			*11 750 *25,600	8850 19,000	9300 20,000	5850 12,550	6750 14,500	4350 9,350	*6400 *14,000	4150 9,200	7730 25'3"
–3000 mm –10'0"	kg lb					*6750 *14,300	5950 12,800			*5900 *13,350	5300 12,050	6520 20'10"

* ISO 10567:2007

* Indicates that the load is limited by hydraulic lifting capacity rather than tipping load. The above loads are in compliance with hydraulic excavator lift capacity standard ISO 10567:2007. They do not exceed 87% of hydraulic lifting capacity or 75% of tipping load. Weight of all lifting accessories must be deducted from the above lifting capacities. Lifting capacities are based on the machine standing on a firm, uniform supporting surface. The use of a work tool attachment point to handle/lift objects, could affect the machine lift performance.

Lift capacity stays with ±5% for all available track shoes.

Always refer to the appropriate Operation and Maintenance Manual for specific product information.

Max Length of VAB.

Variable Angle Boom Lift Capacities – Counterweight: 4600 kg (10,140 lb) – without Bucket, Heavy Lift: On

Long Undercarriage

2.5 m (8'2")

R2.5CB1

2.8 m (9'2") Stub +
3.3 m (10'10") Fore

790 mm (31") Triple Grouser Track Shoes

2590 mm (8'6")

3830 mm (12'7")

4640 mm (15'3")

		3000 mm/10'0"		4500 mm/15'0"		6000 mm/20'0"		7500 mm/25'0"				
												mm ft/in
9000 mm 30'0"	kg lb									*9650 *21,950	*9650 *21,950	4250 13'0"
7500 mm 25'0"	kg lb			*9950 *22,050	*9950 *22,050	*8800	7200			*8100 *18,000	6850 15,600	6170 19'10"
6000 mm 20'0"	kg lb	*9000 *19,650	*9000 *19,650	*10 300 *22,500	*10 300 *22,500	*9550 *20,700	7150 15,350			*7600 *16,750	5150 11,500	7290 23'8"
4500 mm 15'0"	kg lb			*13 350 *28,800	10 750 23,200	*10 150 *21,900	6900 14,800	7300 15,700	4850 10,350	6600 14,600	4350 9,650	7980 26'1"
3000 mm 10'0"	kg lb			*14 850 *32,100	9850 21,300	10 100 21,750	6500 14,000	7150 15,350	4700 10,050	6050 13,300	3950 8,700	8340 27'4"
1500 mm 5'0"	kg lb			*15 200 *32,950	9200 19,850	9750 20,900	6150 13,300	6950 14,950	4500 9,700	5850 12,900	3800 8,400	8420 27'7"
0 mm 0'0"	kg lb			*14 000 *30,450	8950 19,250	9500 20,400	5950 12,850	6850 14,700	4400 9,450	6000 13,200	3900 8,550	8230 26'11"
–1500 mm –5'0"	kg lb			*11 750 *25,600	8950 19,250	*9400 *20,250	5900 12,700	6800 *14,550	4400 9,450	*6400 *14,000	4250 9,300	7730 25'3"
–3000 mm –10'0"	kg lb					*6750 *14,300	6000 12,950			*5900 *13,350	5400 12,200	6520 20'10"

* ISO 10567:2007

* Indicates that the load is limited by hydraulic lifting capacity rather than tipping load. The above loads are in compliance with hydraulic excavator lift capacity standard ISO 10567:2007. They do not exceed 87% of hydraulic lifting capacity or 75% of tipping load. Weight of all lifting accessories must be deducted from the above lifting capacities. Lifting capacities are based on the machine standing on a firm, uniform supporting surface. The use of a work tool attachment point to handle/lift objects, could affect the machine lift performance.

Lift capacity stays with ±5% for all available track shoes.

Always refer to the appropriate Operation and Maintenance Manual for specific product information.

Max Length of VAB.

Variable Angle Boom Lift Capacities – Counterweight: 4600 kg (10,140 lb) – without Bucket, Heavy Lift: On

Long Undercarriage

2.5 m (8'2")

R2.5CB1

2.8 m (9'2") Stub +
3.3 m (10'10") Fore

900 mm (35") Triple Grouser Track Shoes

2590 mm (8'6")

3830 mm (12'7")

4640 mm (15'3")

		3000 mm/10'0"		4500 mm/15'0"		6000 mm/20'0"		7500 mm/25'0"				
												mm ft/in
9000 mm 30'0"	kg lb									*9650 *21,950	*9650 *21,950	4250 13'0"
7500 mm 25'0"	kg lb			*9950 *22,050	*9950 *22,050	*8800	7300			*8100 *18,000	6950 15,800	6170 19'10"
6000 mm 20'0"	kg lb	*9000 *19,650	*9000 *19,650	*10 300 *22,500	*10 300 *22,500	*9550 *20,700	7250 15,550			*7600 *16,750	5200 11,650	7290 23'8"
4500 mm 15'0"	kg lb			*13 350 *28,800	10 900 23,500	*10 150 *21,900	6950 15,000	7400 15,900	4900 10,500	6700 14,800	4400 9,750	7980 26'1"
3000 mm 10'0"	kg lb			*14 850 *32,100	10 000 21,550	10 250 22,050	6600 14,200	7250 15,550	4750 10,200	6150 13,500	4000 8,850	8340 27'4"
1500 mm 5'0"	kg lb			*15 200 *32,950	9350 20,100	9850 21,200	6250 13,500	7050 15,200	4600 9,850	5950 13,100	3900 8,500	8420 27'7"
0 mm 0'0"	kg lb			*14 000 *30,450	9100 19,550	9650 20,700	6050 13,050	6950 14,900	4450 9,600	6100 13,400	3950 8,700	8230 26'11"
–1500 mm –5'0"	kg lb			*11 750 *25,600	9100 19,550	*9400 *20,250	6000 12,900	*6900 *14,550	4450 9,600	*6400 *14,000	4300 9,450	7730 25'3"
–3000 mm –10'0"	kg lb					*6750 *14,300	6100 13,150			*5900 *13,350	5450 12,400	6520 20'10"

* ISO 10567:2007

* Indicates that the load is limited by hydraulic lifting capacity rather than tipping load. The above loads are in compliance with hydraulic excavator lift capacity standard ISO 10567:2007. They do not exceed 87% of hydraulic lifting capacity or 75% of tipping load. Weight of all lifting accessories must be deducted from the above lifting capacities. Lifting capacities are based on the machine standing on a firm, uniform supporting surface. The use of a work tool attachment point to handle/lift objects, could affect the machine lift performance.

Lift capacity stays with ±5% for all available track shoes.

Always refer to the appropriate Operation and Maintenance Manual for specific product information.

Max Length of VAB.

Variable Angle Boom Lift Capacities – Counterweight: 4600 kg (10,140 lb) – without Bucket, Heavy Lift: On

Long Undercarriage

2.95 m (9'8")

R2.95CB1

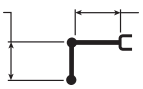

2.8 m (9'2") Stub +
3.3 m (10'10") Fore

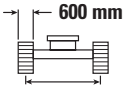

600 mm (24") Triple Grouser Track Shoes

2590 mm (8'6")

3830 mm (12'7")

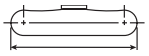

4640 mm (15'3")

		3000 mm/10'0"		4500 mm/15'0"		6000 mm/20'0"		7500 mm/25'0"				
												mm ft/in
9000 mm 30'0"	kg lb			*8000 *16,850	*8000 *16,850					*6850 *15,400	*6850 *15,400	5040 15'9"
7500 mm 25'0"	kg lb			*7850 *17,400	*7850 *17,400	*7600 *16,200	7200 15,400			*5900 *13,100	5900 *13,100	6730 21'8"
6000 mm 20'0"	kg lb			*8050 *17,650	*8050 *17,650	*8400 *18,300	7100 15,300	*6750 *13,400	4900 10,400	*5600 *12,350	4550 10,150	7770 25'3"
4500 mm 15'0"	kg lb	*18 400 *33,850	*18 400 *33,850	*11 750 *24,800	10 750 23,200	*9750 *21,000	6850 14,700	7200 15,450	4800 10,250	*5550 *12,200	3900 8,650	8420 27'6"
3000 mm 10'0"	kg lb			*14 450 *31,150	9850 21,250	9950 21,450	6450 13,850	7000 15,050	4600 9,900	5450 12,050	3600 7,900	8770 28'8"
1500 mm 5'0"	kg lb			*15 250 32,700	9100 19,600	9550 20,550	6050 13,050	6800 14,600	4400 9,500	5300 11,650	3450 7,600	8840 28'11"
0 mm 0'0"	kg lb			*14 550 *31,600	8750 18,800	9250 19,900	5800 12,500	6650 14,300	4250 9,200	5400 11,900	3500 7,700	8650 28'4"
–1500 mm –5'0"	kg lb	*9550 *21,750	*9550 *21,750	*12 650 *27,500	8650 18,650	9150 19,650	5700 12,300	6600 14,200	4200 9,100	5850 12,900	3750 8,300	8190 26'9"
–3000 mm –10'0"	kg lb			*9700 *20,900	8800 18,850	*7700 *16,400	5750 12,400			*5250 *11,400	4400 9,700	7390 24'1"

* ISO 10567:2007

* Indicates that the load is limited by hydraulic lifting capacity rather than tipping load. The above loads are in compliance with hydraulic excavator lift capacity standard ISO 10567:2007. They do not exceed 87% of hydraulic lifting capacity or 75% of tipping load. Weight of all lifting accessories must be deducted from the above lifting capacities. Lifting capacities are based on the machine standing on a firm, uniform supporting surface. The use of a work tool attachment point to handle/lift objects, could affect the machine lift performance.

Lift capacity stays with ±5% for all available track shoes.

Always refer to the appropriate Operation and Maintenance Manual for specific product information.

Max Length of VAB.

326 Hydraulic Excavator Specifications

Variable Angle Boom Lift Capacities – Counterweight: 4600 kg (10,140 lb) – without Bucket, Heavy Lift: On

Long Undercarriage

2.95 m (9'8")

R2.95CB1

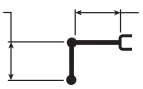

2.8 m (9'2") Stub +
3.3 m (10'10") Fore

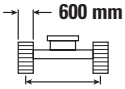

600 mm (24") Double Grouser Track Shoes

2590 mm (8'6")

3830 mm (12'7")

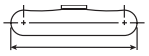

4640 mm (15'3")

		3000 mm/10'0"		4500 mm/15'0"		6000 mm/20'0"		7500 mm/25'0"				
												mm ft/in
9000 mm 30'0"	kg lb			*8000 *16,850	*8000 *16,850					*6850 *15,400	*6850 *15,400	5040 15'9"
7500 mm 25'0"	kg lb			*7850 *17,400	*7850 *17,400	*7600 *16,200	7200 15,400			*5900 *13,100	5850 *13,100	6730 21'8"
6000 mm 20'0"	kg lb			*8050 *17,650	*8050 *17,650	*8400 *18,300	7100 15,250	*6750 *13,400	4850 10,400	*5600 *12,350	4550 10,150	7770 25'3"
4500 mm 15'0"	kg lb	*18 400 *33,850	*18 400 *33,850	*11 750 *24,800	10 750 23,150	*9750 *21,000	6800 14,650	7200 15,400	4750 10,200	*5550 *12,200	3900 8,650	8420 27'6"
3000 mm 10'0"	kg lb			*14 450 *31,150	9850 21,200	9950 21,350	6400 13,800	7000 15,000	4600 9,850	5450 12,000	3550 7,850	8770 28'8"
1500 mm 5'0"	kg lb			15 200 32,600	9100 19,550	9500 20,450	6050 13,050	6800 14,550	4400 9,450	5300 11,650	3450 7,550	8840 28'11"
0 mm 0'0"	kg lb			*14 550 *31,600	8700 18,750	9250 19,850	5800 12,500	6650 14,250	4250 9,150	5400 11,850	3500 7,700	8650 28'4"
–1500 mm –5'0"	kg lb	*9550 *21,750	*9550 *21,750	*12 650 *27,500	8650 18,600	9150 19,600	5700 12,250	6550 14,150	4200 9,050	5850 12,850	3750 8,250	8190 26'9"
–3000 mm –10'0"	kg lb			*9700 *20,900	8750 18,800	*7700 *16,400	5750 12,350			*5250 *11,400	4400 9,700	7390 24'1"

* ISO 10567:2007

* Indicates that the load is limited by hydraulic lifting capacity rather than tipping load. The above loads are in compliance with hydraulic excavator lift capacity standard ISO 10567:2007. They do not exceed 87% of hydraulic lifting capacity or 75% of tipping load. Weight of all lifting accessories must be deducted from the above lifting capacities. Lifting capacities are based on the machine standing on a firm, uniform supporting surface. The use of a work tool attachment point to handle/lift objects, could affect the machine lift performance.

Lift capacity stays with ±5% for all available track shoes.

Always refer to the appropriate Operation and Maintenance Manual for specific product information.

Max Length of VAB.

Variable Angle Boom Lift Capacities – Counterweight: 4600 kg (10,140 lb) – without Bucket, Heavy Lift: On

Long Undercarriage

2.95 m (9'8")

R2.95CB1

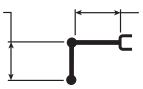

2.8 m (9'2") Stub +
3.3 m (10'10") Fore

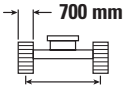

700 mm (28") Triple Grouser Track Shoes

2590 mm (8'6")

3830 mm (12'7")

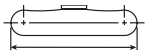

4640 mm (15'3")

		3000 mm/10'0"		4500 mm/15'0"		6000 mm/20'0"		7500 mm/25'0"				
												mm ft/in
9000 mm 30'0"	kg lb			*8000 *16,850	*8000 *16,850					*6850 *15,400	*6850 *15,400	5040 15'9"
7500 mm 25'0"	kg lb			*7850 *17,400	*7850 *17,400	*7600 *16,200	7300 15,600			*5900 *13,100	*5900 *13,100	6730 21'8"
6000 mm 20'0"	kg lb			*8050 *17,650	*8050 *17,650	*8400 *18,300	7200 15,450	*6750 *13,400	4950 10,550	*5600 *12,350	4650 10,300	7770 25'3"
4500 mm 15'0"	kg lb	*18 400 *33,850	*18 400 *33,850	*11 750 *24,800	10 900 23,450	*9750 *21,000	6900 14,850	7300 15,650	4850 10,400	*5550 *12,200	3950 8,750	8420 27'6"
3000 mm 10'0"	kg lb			*14 450 *31,150	10 000 21,500	10 100 21,700	6500 14,050	7100 15,250	4650 10,000	5550 12,200	3650 8,000	8770 28'8"
1500 mm 5'0"	kg lb			*15 250 *33,000	9200 19,850	9650 20,800	6150 13,250	6900 14,800	4450 9,600	5400 11,850	3500 7,700	8840 28'11"
0 mm 0'0"	kg lb			*14 550 *31,600	8850 19,050	9400 20,200	5900 12,700	6750 14,500	4350 9,300	5500 12,050	3550 7,800	8650 28'4"
–1500 mm –5'0"	kg lb	*9550 *21,750	*9550 *21,750	*12 650 *27,500	8800 18,900	9300 19,950	5800 12,450	6700 14,350	4300 9,200	5900 13,050	3800 8,400	8190 26'9"
–3000 mm –10'0"	kg lb			*9700 *20,900	8900 19,100	*7700 *16,400	5850 12,600			*5250 *11,400	4450 9,850	7390 24'1"

* ISO 10567:2007

* Indicates that the load is limited by hydraulic lifting capacity rather than tipping load. The above loads are in compliance with hydraulic excavator lift capacity standard ISO 10567:2007. They do not exceed 87% of hydraulic lifting capacity or 75% of tipping load. Weight of all lifting accessories must be deducted from the above lifting capacities. Lifting capacities are based on the machine standing on a firm, uniform supporting surface. The use of a work tool attachment point to handle/lift objects, could affect the machine lift performance.

Lift capacity stays with ±5% for all available track shoes.

Always refer to the appropriate Operation and Maintenance Manual for specific product information.

Max Length of VAB.

326 Hydraulic Excavator Specifications

Variable Angle Boom Lift Capacities – Counterweight: 4600 kg (10,140 lb) – without Bucket, Heavy Lift: On

Long Undercarriage

2.95 m (9'8")

R2.95CB1

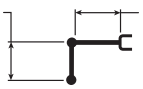

2.8 m (9'2") Stub +
3.3 m (10'10") Fore

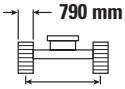

790 mm (31") Triple Grouser Track Shoes

2590 mm (8'6")

3830 mm (12'7")

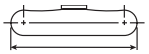

4640 mm (15'3")

		3000 mm/10'0"		4500 mm/15'0"		6000 mm/20'0"		7500 mm/25'0"				
												mm ft/in
9000 mm 30'0"	kg lb			*8000 *16,850	*8000 *16,850					*6850 *15,400	*6850 *15,400	5040 15'9"
7500 mm 25'0"	kg lb			*7850 *17,400	*7850 *17,400	*7600 *16,200	7350 15,750			*5900 *13,100	*5900 *13,100	6730 21'8"
6000 mm 20'0"	kg lb			*8050 *17,650	*8050 *17,650	*8400 *18,300	7250 15,600	*6750 *13,400	5000 10,650	*5600 *12,350	4700 10,400	7770 25'3"
4500 mm 15'0"	kg lb	*18 400 *33,850	*18 400 *33,850	*11 750 *24,800	11 000 23,700	*9750 *21,000	7000 15,000	7400 15,850	4900 10,500	*5550 *12,200	4000 8,900	8420 27'6"
3000 mm 10'0"	kg lb			*14 450 *31,150	10 100 21,750	10 200 21,950	6600 14,200	7200 15,400	4700 10,100	5600 12,350	3700 8,100	8770 28'8"
1500 mm 5'0"	kg lb			*15 250 *33,000	9350 20,100	9800 21,050	6200 13,400	6950 15,000	4550 9,750	5450 12,000	3550 7,800	8840 28'11"
0 mm 0'0"	kg lb			*14 550 *31,600	8950 19,300	9500 20,450	5950 12,850	6800 14,650	4400 9,450	5550 12,200	3600 7,900	8650 28'4"
–1500 mm –5'0"	kg lb	*9550 *21,750	*9550 *21,750	*12 650 *27,500	8900 19,100	9400 20,200	5850 12,650	6750 14,550	4350 9,350	6000 13,200	3850 8,500	8190 26'9"
–3000 mm –10'0"	kg lb			*9700 *20,900	9000 19,350	*7700 *16,400	5900 12,750			*5250 *11,400	4500 9,950	7390 24'1"

* ISO 10567:2007

* Indicates that the load is limited by hydraulic lifting capacity rather than tipping load. The above loads are in compliance with hydraulic excavator lift capacity standard ISO 10567:2007. They do not exceed 87% of hydraulic lifting capacity or 75% of tipping load. Weight of all lifting accessories must be deducted from the above lifting capacities. Lifting capacities are based on the machine standing on a firm, uniform supporting surface. The use of a work tool attachment point to handle/lift objects, could affect the machine lift performance.

Lift capacity stays with ±5% for all available track shoes.

Always refer to the appropriate Operation and Maintenance Manual for specific product information.

Max Length of VAB.

Variable Angle Boom Lift Capacities – Counterweight: 4600 kg (10,140 lb) – without Bucket, Heavy Lift: On

Long Undercarriage

2.95 m (9'8")

R2.95CB1

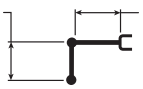

2.8 m (9'2") Stub +
3.3 m (10'10") Fore

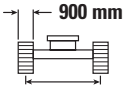

900 mm (35") Triple Grouser Track Shoes

2590 mm (8'6")

3830 mm (12'7")

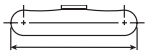

4640 mm (15'3")

		3000 mm/10'0"		4500 mm/15'0"		6000 mm/20'0"		7500 mm/25'0"				
												mm ft/in
9000 mm 30'0"	kg lb			*8000 *16,850	*8000 *16,850					*6850 *15,400	*6850 *15,400	5040 15'9"
7500 mm 25'0"	kg lb			*7850 *17,400	*7850 *17,400	*7600 *16,200	7450 15,950			*5900 *13,100	*5900 *13,100	6730 21'8"
6000 mm 20'0"	kg lb			*8050 *17,650	*8050 *17,650	*8400 *18,300	7350 15,800	*6750 *13,400	5050 10,800	*5600 *12,350	4750 10,550	7770 25'3"
4500 mm 15'0"	kg lb	*18 400 *33,850	*18 400 *33,850	*11 750 *24,800	11 150 23,950	*9750 *21,000	7050 15,200	7500 16,050	4950 10,650	*5550 *12,200	4100 9,000	8420 27'6"
3000 mm 10'0"	kg lb			*14 450 *31,150	10 200 22,050	10 350 22,250	6700 14,400	7300 15,650	4800 10,250	5700 *12,500	3750 8,200	8770 28'8"
1500 mm 5'0"	kg lb			*15 250 *33,000	9450 20,400	9950 21,350	6300 13,600	7100 15,200	4600 9,850	5550 12,150	3600 7,900	8840 28'11"
0 mm 0'0"	kg lb			*14 550 *31,600	9100 19,600	9650 20,750	6050 13,050	6900 14,900	4450 9,600	5650 12,400	3650 8,050	8650 28'4"
–1500 mm –5'0"	kg lb	*9550 *21,750	*9550 *21,750	*12 650 *27,500	9050 19,400	9550 20,500	5950 12,800	6850 14,750	4400 9,500	6100 13,400	3950 8,650	8190 26'9"
–3000 mm –10'0"	kg lb			*9700 *20,900	9150 19,650	*7700 *16,400	6000 12,950			*5250 *11,400	4600 10,100	7390 24'1"

* ISO 10567:2007

* Indicates that the load is limited by hydraulic lifting capacity rather than tipping load. The above loads are in compliance with hydraulic excavator lift capacity standard ISO 10567:2007. They do not exceed 87% of hydraulic lifting capacity or 75% of tipping load. Weight of all lifting accessories must be deducted from the above lifting capacities. Lifting capacities are based on the machine standing on a firm, uniform supporting surface. The use of a work tool attachment point to handle/lift objects, could affect the machine lift performance.

Lift capacity stays with ±5% for all available track shoes.

Always refer to the appropriate Operation and Maintenance Manual for specific product information.

Max Length of VAB.

SLR Boom Lift Capacities – Counterweight: 7400 kg (16,310 lb) – without Bucket, Heavy Lift: Off

Long Undercarriage

7.85 m (25'9") 10.2 m (33'6") 7.85A

600 mm (24") Triple Grouser Track Shoes 2590 mm (8'6")

3830 mm (12'7") 4640 mm (15'3")

		1500 mm/5'0"		3000 mm/10'0"		4500 mm/15'0"		6000 mm/20'0"		7500 mm/25'0"		9000 mm/30'0"				
																mm ft/in
12 000 mm 40'0"	kg lb													*1300 *2,850	*1300 *2,850	13 940 45'3"
10 500 mm 35'0"	kg lb													*1250 *2,700	*1250 *2,700	14 930 48'7"
9000 mm 30'0"	kg lb													*1200 *2,650	*1200 *2,650	15 720 51'4"
7500 mm 25'0"	kg lb													*1200 *2,650	*1200 *2,650	16 330 53'5"
6000 mm 20'0"	kg lb													*1200 *2,650	*1200 *2,650	16 780 54'11"
4500 mm 15'0"	kg lb													*1250 *2,700	*1250 *2,700	17 090 56'0"
3000 mm 10'0"	kg lb			*4800	*4800							*3150 *6,850	*3150 *6,850	*1300 *2,800	*1300 *2,800	17 260 56'7"
1500 mm 5'0"	kg lb			*1500 *3,500	*1500 *3,500	*5400 *12,750	*5400 *12,750	*5700 *12,200	*5700 *12,200	*4400 *9,450	*4400 *9,450	*3650 *7,850	*3650 *7,850	*1350 *2,900	1350 2,900	17 300 56'8"
0 mm 0'0"	kg lb			*1600 *3,600	*1600 *3,600	*3600 *8,250	*3600 *8,250	*6600 *14,250	6250 13,500	*5000 *10,800	4700 10,200	*4050 *8,750	3700 8,000	*1400 *3,050	1300 2,850	17 200 56'5"
–1500 mm –5'0"	kg lb	*1550 *3,400	*1550 *3,400	*2050 *4,600	*2050 *4,600	*3450 *7,850	*3450 *7,850	*6500 *14,950	5750 12,450	*5500 *11,900	4350 9,400	*4450 *9,600	3450 7,400	*1500 *3,300	1300 2,850	16 970 55'7"
–3000 mm –10'0"	kg lb	*2150 *4,750	*2150 *4,750	*2650 *5,900	*2650 *5,900	*3800 *8,550	*3800 *8,550	*6200 *14,100	5500 11,800	*5900 *12,700	4100 8,850	*4750 *10,250	3250 7,000	*1650 *3,550	1350 2,900	16 610 54'5"
–4500 mm –15'0"	kg lb	*2750 *6,100	*2750 *6,100	*3250 *7,300	*3250 *7,300	*4350 *9,800	*4350 *9,800	*6500 *14,750	5350 11,550	*6100 *13,200	4000 8,550	*4950 *10,700	3150 6,700	*1800 *3,950	1400 3,050	16 090 52'8"
–6000 mm –20'0"	kg lb	*3350 *7,500	*3350 *7,500	*3950 *8,800	*3950 *8,800	*5050 *11,400	*5050 *11,400	*7150 *16,250	5350 11,500	*6200 *13,400	3950 8,450	5000 10,750	3050 6,600	*2050 *4,500	1500 3,250	15 410 50'4"
–7500 mm –25'0"	kg lb	*4050 *9,000	*4050 *9,000	*4700 *10,550	*4700 *10,550	*5900 *13,300	*5900 *13,300	*7800 *16,850	5400 11,650	*6150 *13,300	3950 8,500	5000 10,750	3050 6,600	*2350 *5,250	1650 3,600	14 540 47'5"
–9000 mm –30'0"	kg lb	*4750 *10,650	*4750 *10,650	*5550 *12,450	*5550 *12,450	*6900 *15,650	*6900 *15,650	*7450 *16,100	5550 11,950	*5950 *12,850	4000 8,650	*4900 *10,550	3150 6,750	*2900 *6,450	1850 4,150	13 450 43'8"
–10 500 mm –35'0"	kg lb	*5550 *12,450	*5550 *12,450	*6500 *14,700	*6500 *14,700	*8200 *18,600	*8200 *18,600	*6900 *14,800	5750 12,450	*5550 *11,900	4150 9,000	*4600 *9,800	3250 7,000	*3150 *6,900	2250 5,050	12 080 39'0"
–12 000 mm –40'0"	kg lb			*7650 *17,350	*7650 *17,350	*7700 *16,300	*7700 *16,300	*6000 *12,750	*6000 *12,750	*4850 *10,250	4400 9,550	*3950 *8,300	3450 7,500	*3300 *7,250	2950 6,700	10 300 32'10"

* ISO 10567:2007

* Indicates that the load is limited by hydraulic lifting capacity rather than tipping load. The above loads are in compliance with hydraulic excavator lift capacity standard ISO 10567:2007. They do not exceed 87% of hydraulic lifting capacity or 75% of tipping load. Weight of all lifting accessories must be deducted from the above lifting capacities. Lifting capacities are based on the machine standing on a firm, uniform supporting surface. The use of a work tool attachment point to handle/lift objects, could affect the machine lift performance.

Lift capacity stays with ±5% for all available track shoes.

Always refer to the appropriate Operation and Maintenance Manual for specific product information.

(continued on next page)

SLR Boom Lift Capacities – Counterweight: 7400 kg (16,310 lb) – without Bucket, Heavy Lift: Off *(continued)*

Long Undercarriage

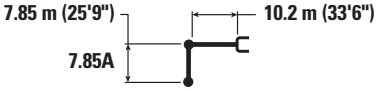

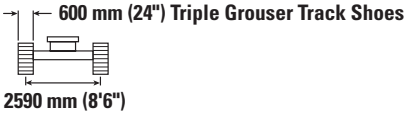

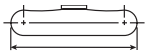

		10 500 mm/35'0"		12 000 mm/40'0"		13 500 mm/45'0"		15 000 mm/50'0"		16 500 mm/55'0"				
														mm ft/in
12 000 mm 40'0"	kg lb					*1750 *3,050	*1750 *3,050					*1300 *2,850	*1300 *2,850	13 940 45'3"
10 500 mm 35'0"	kg lb					*1900 *4,150	*1900 *4,150					*1250 *2,700	*1250 *2,700	14 930 48'7"
9000 mm 30'0"	kg lb					*1900 *4,200	*1900 *4,200	*1950 *3,700	*1950 *3,700			*1200 *2,650	*1200 *2,650	15 720 51'4"
7500 mm 25'0"	kg lb					*2000 *4,300	*2000 *4,300	*2000 *4,350	*2000 *4,350			*1200 *2,650	*1200 *2,650	16 330 53'5"
6000 mm 20'0"	kg lb			*4,650	*4,650	*2100 *4,550	*2100 *4,550	*2050 *4,500	2000 4,300	*1600	*1600	*1200 *2,650	*1200 *2,650	16 780 54'11"
4500 mm 15'0"	kg lb			*2350 *5,100	*2350 *5,100	*2250 *4,850	*2250 *4,850	*2150 *4,700	1950 4,150	*2000 *3,700	1600 3,350	*1250 *2,700	*1250 *2,700	17 090 56'0"
3000 mm 10'0"	kg lb	*2800 *6,100	*2800 *6,100	*2550 *5,550	*2550 *5,550	*2400 *5,200	2300 4,850	*2250 *4,950	1850 3,950	*2200 *4,350	1550 3,200	*1300 *2,800	*1300 *2,800	17 260 56'7"
1500 mm 5'0"	kg lb	*3150 *6,800	*3150 *6,800	*2800 *6,050	2600 5,600	*2550 *5,550	2150 4,600	*2400 *5,200	1800 3,750	*2300 *4,700	1450 3,100	*1350 *2,900	1350 2,900	17 300 56'8"
0 mm 0'0"	kg lb	*3450 *7,450	3000 6,450	*3050 *6,550	2450 5,250	*2750 *5,950	2050 4,350	*2550 *5,500	1700 3,600	2300 *4,700	1400 3,000	*1400 *3,050	1300 2,850	17 200 56'5"
–1500 mm –5'0"	kg lb	*3750 *8,100	2800 6,000	*3250 *7,050	2300 4,950	*2900 *6,300	1950 4,100	2600 5,600	1600 3,450	2250 *4,150	1350 2,900	*1500 *3,300	1300 2,850	16 970 55'7"
–3000 mm –10'0"	kg lb	*3950 *8,600	2650 5,700	*3450 *7,450	2200 4,700	2950 6,350	1850 3,950	2550 5,450	1550 3,350	*1850	1350	*1650 *3,550	1350 2,900	16 610 54'5"
–4500 mm –15'0"	kg lb	4100 8,850	2550 5,450	3450 7,350	2100 4,550	2900 6,250	1800 3,850	2500 5,400	1550 3,250			*1800 *3,950	1400 3,050	16 090 52'8"
–6000 mm –20'0"	kg lb	4050 8,700	2500 5,350	3400 7,300	2100 4,450	2900 6,200	1750 3,800	2500 *5,150	1550 3,300			*2050 *4,500	1500 3,250	15 410 50'4"
–7500 mm –25'0"	kg lb	4050 8,700	2500 5,350	3400 7,300	2100 4,450	2900 6,250	1800 3,850					*2350 *5,250	1650 3,600	14 540 47'5"
–9000 mm –30'0"	kg lb	4100 8,850	2550 5,450	3450 7,450	2150 4,600							*2900 *6,450	1850 4,150	13 450 43'8"
–10 500 mm –35'0"	kg lb	*3850 *8,150	2650 5,750	*3150	2250							*3150 *6,900	2250 5,050	12 080 39'0"
–12 000 mm –40'0"	kg lb											*3300 *7,250	2950 6,700	10 300 32'10"

* ISO 10567:2007

* Indicates that the load is limited by hydraulic lifting capacity rather than tipping load. The above loads are in compliance with hydraulic excavator lift capacity standard ISO 10567:2007. They do not exceed 87% of hydraulic lifting capacity or 75% of tipping load. Weight of all lifting accessories must be deducted from the above lifting capacities. Lifting capacities are based on the machine standing on a firm, uniform supporting surface. The use of a work tool attachment point to handle/lift objects, could affect the machine lift performance.

Lift capacity stays with ±5% for all available track shoes.

Always refer to the appropriate Operation and Maintenance Manual for specific product information.

SLR Boom Lift Capacities – Counterweight: 7400 kg (16,310 lb) – without Bucket, Heavy Lift: Off

Long Undercarriage

7.85 m (25'9") 10.2 m (33'6") 7.85A

600 mm (24") Double Grouser Track Shoes 2590 mm (8'6")

3830 mm (12'7") 4640 mm (15'3")

		1500 mm/5'0"		3000 mm/10'0"		4500 mm/15'0"		6000 mm/20'0"		7500 mm/25'0"		9000 mm/30'0"				
																mm ft/in
12 000 mm 40'0"	kg lb													*1300 *2,850	*1300 *2,850	13 940 45'3"
10 500 mm 35'0"	kg lb													*1250 *2,700	*1250 *2,700	14 930 48'7"
9000 mm 30'0"	kg lb													*1200 *2,650	*1200 *2,650	15 720 51'4"
7500 mm 25'0"	kg lb													*1200 *2,650	*1200 *2,650	16 330 53'5"
6000 mm 20'0"	kg lb													*1200 *2,650	*1200 *2,650	16 780 54'11"
4500 mm 15'0"	kg lb													*1250 *2,700	*1250 *2,700	17 090 56'0"
3000 mm 10'0"	kg lb			*4800	*4800							*3150 *6,850	*3150 *6,850	*1300 *2,800	*1300 *2,800	17 260 56'7"
1500 mm 5'0"	kg lb			*1500 *3,500	*1500 *3,500	*5400 *12,750	*5400 *12,750	*5700 *12,200	*5700 *12,200	*4400 *9,450	*4400 *9,450	*3650 *7,850	*3650 *7,850	*1350 *2,900	1300 2,900	17 300 56'8"
0 mm 0'0"	kg lb			*1600 *3,600	*1600 *3,600	*3600 *8,250	*3600 *8,250	*6600 *14,250	6250 13,450	*5000 *10,800	4700 10,150	*4050 *8,750	3700 7,950	*1400 *3,050	1300 2,850	17 200 56'5"
–1500 mm –5'0"	kg lb	*1550 *3,400	*1550 *3,400	*2050 *4,600	*2050 *4,600	*3450 *7,850	*3450 *7,850	*6500 *14,950	5750 12,400	*5500 *11,900	4350 9,350	*4450 *9,600	3450 7,400	*1500 *3,300	1300 2,850	16 970 55'7"
–3000 mm –10'0"	kg lb	*2150 *4,750	*2150 *4,750	*2650 *5,900	*2650 *5,900	*3800 *8,550	*3800 *8,550	*6200 *14,100	5500 11,800	*5900 *12,700	4100 8,800	*4750 *10,250	3250 6,950	*1650 *3,550	1300 2,900	16 610 54'5"
–4500 mm –15'0"	kg lb	*2750 *6,100	*2750 *6,100	*3250 *7,300	*3250 *7,300	*4350 *9,800	*4350 *9,800	*6500 *14,750	5350 11,500	*6100 *13,200	3950 8,500	*4950 *10,700	3100 6,700	*1800 *3,950	1400 3,000	16 090 52'8"
–6000 mm –20'0"	kg lb	*3350 *7,500	*3350 *7,500	*3950 *8,800	*3950 *8,800	*5050 *11,400	*5050 *11,400	*7150 *16,250	5350 11,450	*6200 *13,400	3900 8,400	5000 10,750	3050 6,550	*2050 *4,500	1500 3,250	15 410 50'4"
–7500 mm –25'0"	kg lb	*4050 *9,000	*4050 *9,000	*4700 *10,550	*4700 *10,550	*5900 *13,300	*5900 *13,300	*7800 *16,850	5400 11,600	*6150 *13,300	3950 8,450	5000 10,750	3050 6,600	*2350 *5,250	1650 3,600	14 540 47'5"
–9000 mm –30'0"	kg lb	*4750 *10,650	*4750 *10,650	*5550 *12,450	*5550 *12,450	*6900 *15,650	*6900 *15,650	*7450 *16,100	5550 11,900	*5950 *12,850	4000 8,650	*4900 *10,550	3100 6,700	*2900 *6,450	1850 4,150	13 450 43'8"
–10 500 mm –35'0"	kg lb	*5550 *12,450	*5550 *12,450	*6500 *14,700	*6500 *14,700	*8200 *18,600	*8200 *18,600	*6900 *14,800	5750 12,400	*5550 *11,900	4150 9,000	*4600 *9,800	3250 7,000	*3150 *6,900	2250 5,000	12 080 39'0"
–12 000 mm –40'0"	kg lb			*7650 *17,350	*7650 *17,350	*7700 *16,300	*7700 *16,300	*6000 *12,750	*6000 *12,750	*4850 *10,250	4400 9,550	*3950 *8,300	3450 7,500	*3300 *7,250	2900 6,700	10 300 32'10"

* ISO 10567:2007

* Indicates that the load is limited by hydraulic lifting capacity rather than tipping load. The above loads are in compliance with hydraulic excavator lift capacity standard ISO 10567:2007. They do not exceed 87% of hydraulic lifting capacity or 75% of tipping load. Weight of all lifting accessories must be deducted from the above lifting capacities. Lifting capacities are based on the machine standing on a firm, uniform supporting surface. The use of a work tool attachment point to handle/lift objects, could affect the machine lift performance.

Lift capacity stays with ±5% for all available track shoes.

Always refer to the appropriate Operation and Maintenance Manual for specific product information.

(continued on next page)

SLR Boom Lift Capacities – Counterweight: 7400 kg (16,310 lb) – without Bucket, Heavy Lift: Off *(continued)*

Long Undercarriage

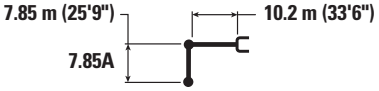

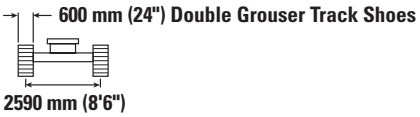

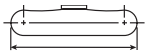

		10 500 mm/35'0"		12 000 mm/40'0"		13 500 mm/45'0"		15 000 mm/50'0"		16 500 mm/55'0"				
														mm ft/in
12 000 mm 40'0"	kg lb					*1750 *3,050	*1750 *3,050					*1300 *2,850	*1300 *2,850	13 940 45'3"
10 500 mm 35'0"	kg lb					*1900 *4,150	*1900 *4,150					*1250 *2,700	*1250 *2,700	14 930 48'7"
9000 mm 30'0"	kg lb					*1900 *4,200	*1900 *4,200	*1950 *3,700	*1950 *3,700			*1200 *2,650	*1200 *2,650	15 720 51'4"
7500 mm 25'0"	kg lb					*2000 *4,300	*2000 *4,300	*2000 *4,350	*2000 *4,350			*1200 *2,650	*1200 *2,650	16 330 53'5"
6000 mm 20'0"	kg lb			*4,650	*4,650	*2100 *4,550	*2100 *4,550	*2050 *4,500	2000 4,300	*1600	*1600	*1200 *2,650	*1200 *2,650	16 780 54'11"
4500 mm 15'0"	kg lb			*2350 *5,100	*2350 *5,100	*2250 *4,850	*2250 *4,850	*2150 *4,700	1950 4,100	*2000 *3,700	1550 3,300	*1250 *2,700	*1250 *2,700	17 090 56'0"
3000 mm 10'0"	kg lb	*2800 *6,100	*2800 *6,100	*2550 *5,550	*2550 *5,550	*2400 *5,200	2250 4,850	*2250 *4,950	1850 3,950	*2200 *4,350	1500 3,200	*1300 *2,800	*1300 *2,800	17 260 56'7"
1500 mm 5'0"	kg lb	*3150 *6,800	*3150 *6,800	*2800 *6,050	2600 5,600	*2550 *5,550	2150 4,550	*2400 *5,200	1750 3,750	*2300 *4,700	1450 3,100	*1350 *2,900	1300 2,900	17 300 56'8"
0 mm 0'0"	kg lb	*3450 *7,450	3000 6,400	*3050 *6,550	2450 5,250	*2750 *5,950	2050 4,300	*2550 *5,500	1700 3,600	2300 *4,700	1400 3,000	*1400 *3,050	1300 2,850	17 200 56'5"
–1500 mm –5'0"	kg lb	*3750 *8,100	2800 6,000	*3250 *7,050	2300 4,950	*2900 *6,300	1900 4,100	2600 5,550	1600 3,450	2250 *4,150	1350 2,900	*1500 *3,300	1300 2,850	16 970 55'7"
–3000 mm –10'0"	kg lb	*3950 *8,600	2650 5,650	*3450 *7,450	2200 4,700	2950 6,350	1850 3,950	2550 5,450	1550 3,300	*1850	1350	*1650 *3,550	1300 2,900	16 610 54'5"
–4500 mm –15'0"	kg lb	4100 8,800	2550 5,450	3400 7,350	2100 4,500	2900 6,250	1800 3,800	2500 5,400	1550 3,250			*1800 *3,950	1400 3,000	16 090 52'8"
–6000 mm –20'0"	kg lb	4050 8,700	2500 5,350	3400 7,250	2050 4,450	2900 6,200	1750 3,750	2500 *5,150	1550 3,250			*2050 *4,500	1500 3,250	15 410 50'4"
–7500 mm –25'0"	kg lb	4050 8,700	2500 5,350	3400 7,250	2100 4,450	2900 6,250	1800 3,800					*2350 *5,250	1650 3,600	14 540 47'5"
–9000 mm –30'0"	kg lb	4100 8,800	2550 5,450	3450 7,400	2150 4,600							*2900 *6,450	1850 4,150	13 450 43'8"
–10 500 mm –35'0"	kg lb	*3850 *8,150	2650 5,700	*3150	2250							*3150 *6,900	2250 5,000	12 080 39'0"
–12 000 mm –40'0"	kg lb											*3300 *7,250	2900 6,700	10 300 32'10"

* ISO 10567:2007

* Indicates that the load is limited by hydraulic lifting capacity rather than tipping load. The above loads are in compliance with hydraulic excavator lift capacity standard ISO 10567:2007. They do not exceed 87% of hydraulic lifting capacity or 75% of tipping load. Weight of all lifting accessories must be deducted from the above lifting capacities. Lifting capacities are based on the machine standing on a firm, uniform supporting surface. The use of a work tool attachment point to handle/lift objects, could affect the machine lift performance.

Lift capacity stays with ±5% for all available track shoes.

Always refer to the appropriate Operation and Maintenance Manual for specific product information.

SLR Boom Lift Capacities – Counterweight: 7400 kg (16,310 lb) – without Bucket, Heavy Lift: Off

Long Undercarriage

7.85 m (25'9") 10.2 m (33'6")

7.85A

700 mm (28") Triple Grouser Track Shoes

2590 mm (8'6")

3830 mm (12'7")

4640 mm (15'3")

		1500 mm/5'0"		3000 mm/10'0"		4500 mm/15'0"		6000 mm/20'0"		7500 mm/25'0"		9000 mm/30'0"				
																mm ft/in
12 000 mm 40'0"	kg lb													*1300 *2,850	*1300 *2,850	13 940 45'3"
10 500 mm 35'0"	kg lb													*1250 *2,700	*1250 *2,700	14 930 48'7"
9000 mm 30'0"	kg lb													*1200 *2,650	*1200 *2,650	15 720 51'4"
7500 mm 25'0"	kg lb													*1200 *2,650	*1200 *2,650	16 330 53'5"
6000 mm 20'0"	kg lb													*1200 *2,650	*1200 *2,650	16 780 54'11"
4500 mm 15'0"	kg lb													*1250 *2,700	*1250 *2,700	17 090 56'0"
3000 mm 10'0"	kg lb			*4800	*4800							*3150 *6,850	*3150 *6,850	*1300 *2,800	*1300 *2,800	17 260 56'7"
1500 mm 5'0"	kg lb			*1500 *3,500	*1500 *3,500	*5400 *12,750	*5400 *12,750	*5700 *12,200	*5700 *12,200	*4400 *9,450	*4400 *9,450	*3650 *7,850	*3650 *7,850	*1350 *2,900	*1350 *2,900	17 300 56'8"
0 mm 0'0"	kg lb			*1600 *3,600	*1600 *3,600	*3600 *8,250	*3600 *8,250	*6600 *14,250	6350 13,650	*5000 *10,800	4800 10,300	*4050 *8,750	3750 8,100	*1400 *3,050	1350 2,900	17 200 56'5"
–1500 mm –5'0"	kg lb	*1550 *3,400	*1550 *3,400	*2050 *4,600	*2050 *4,600	*3450 *7,850	*3450 *7,850	*6500 *14,950	5850 12,600	*5500 *11,900	4400 9,500	*4450 *9,600	3500 7,500	*1500 *3,300	1350 2,900	16 970 55'7"
–3000 mm –10'0"	kg lb	*2150 *4,750	*2150 *4,750	*2650 *5,900	*2650 *5,900	*3800 *8,550	*3800 *8,550	*6200 *14,100	5550 12,000	*5900 *12,700	4150 9,000	*4750 *10,250	3300 7,100	*1650 *3,550	1350 2,950	16 610 54'5"
–4500 mm –15'0"	kg lb	*2750 *6,100	*2750 *6,100	*3250 *7,300	*3250 *7,300	*4350 *9,800	*4350 *9,800	*6500 *14,750	5450 11,700	*6100 *13,200	4050 8,700	*4950 *10,700	3200 6,800	*1800 *3,950	1400 3,100	16 090 52'8"
–6000 mm –20'0"	kg lb	*3350 *7,500	*3350 *7,500	*3950 *8,800	*3950 *8,800	*5050 *11,400	*5050 *11,400	*7150 *16,250	5400 11,650	*6200 *13,400	4000 8,550	*5050 10,900	3100 6,700	*2050 *4,500	1500 3,300	15 410 50'4"
–7500 mm –25'0"	kg lb	*4050 *9,000	*4050 *9,000	*4700 *10,550	*4700 *10,550	*5900 *13,300	*5900 *13,300	*7800 *16,850	5500 11,800	*6150 *13,300	4000 8,600	*5050 *10,900	3100 6,700	*2350 *5,250	1650 3,650	14 540 47'5"
–9000 mm –30'0"	kg lb	*4750 *10,650	*4750 *10,650	*5550 *12,450	*5550 *12,450	*6900 *15,650	*6900 *15,650	*7450 *16,100	5600 12,100	*5950 *12,850	4100 8,800	*4900 *10,550	3150 6,850	*2900 *6,450	1900 4,200	13 450 43'8"
–10 500 mm –35'0"	kg lb	*5550 *12,450	*5550 *12,450	*6500 *14,700	*6500 *14,700	*8200 *18,600	*8200 *18,600	*6900 *14,800	5850 12,600	*5550 *11,900	4250 9,150	*4600 *9,800	3300 7,100	*3150 *6,900	2300 5,100	12 080 39'0"
–12 000 mm –40'0"	kg lb			*7650 *17,350	*7650 *17,350	*7700 *16,300	*7700 *16,300	*6000 *12,750	*6000 *12,750	*4850 *10,250	4450 9,700	*3950 *8,300	3500 7,600	*3300 *7,250	2950 6,800	10 300 32'10"

* ISO 10567:2007

* Indicates that the load is limited by hydraulic lifting capacity rather than tipping load. The above loads are in compliance with hydraulic excavator lift capacity standard ISO 10567:2007. They do not exceed 87% of hydraulic lifting capacity or 75% of tipping load. Weight of all lifting accessories must be deducted from the above lifting capacities. Lifting capacities are based on the machine standing on a firm, uniform supporting surface. The use of a work tool attachment point to handle/lift objects, could affect the machine lift performance.

Lift capacity stays with ±5% for all available track shoes.

Always refer to the appropriate Operation and Maintenance Manual for specific product information.

(continued on next page)

SLR Boom Lift Capacities – Counterweight: 7400 kg (16,310 lb) – without Bucket, Heavy Lift: Off *(continued)*

Long Undercarriage

7.85 m (25'9") 10.2 m (33'6") 7.85A

700 mm (28") Triple Grouser Track Shoes 2590 mm (8'6")

3830 mm (12'7") 4640 mm (15'3")

		10 500 mm/35'0"		12 000 mm/40'0"		13 500 mm/45'0"		15 000 mm/50'0"		16 500 mm/55'0"				
														mm ft/in
12 000 mm 40'0"	kg lb					*1750 *3,050	*1750 *3,050					*1300 *2,850	*1300 *2,850	13 940 45'3"
10 500 mm 35'0"	kg lb					*1900 *4,150	*1900 *4,150					*1250 *2,700	*1250 *2,700	14 930 48'7"
9000 mm 30'0"	kg lb					*1900 *4,200	*1900 *4,200	*1950 *3,700	*1950 *3,700			*1200 *2,650	*1200 *2,650	15 720 51'4"
7500 mm 25'0"	kg lb					*2000 *4,300	*2000 *4,300	*2000 *4,350	*2000 *4,350			*1200 *2,650	*1200 *2,650	16 330 53'5"
6000 mm 20'0"	kg lb			*4,650	*4,650	*2100 *4,550	*2100 *4,550	*2050 *4,500	2050 4,350	*1600	*1600	*1200 *2,650	*1200 *2,650	16 780 54'11"
4500 mm 15'0"	kg lb			*2350 *5,100	*2350 *5,100	*2250 *4,850	*2250 *4,850	*2150 *4,700	2000 4,200	*2000 *3,700	1600 3,400	*1250 *2,700	*1250 *2,700	17 090 56'0"
3000 mm 10'0"	kg lb	*2800 *6,100	*2800 *6,100	*2550 *5,550	*2550 *5,550	*2400 *5,200	2300 4,900	*2250 *4,950	1900 4,000	*2200 *4,350	1550 3,250	*1300 *2,800	*1300 *2,800	17 260 56'7"
1500 mm 5'0"	kg lb	*3150 *6,800	*3150 *6,800	*2800 *6,050	2650 5,700	*2550 *5,550	2200 4,650	*2400 *5,200	1800 3,850	*2300 *4,700	1500 3,150	*1350 *2,900	*1350 *2,900	17 300 56'8"
0 mm 0'0"	kg lb	*3450 *7,450	3050 6,500	*3050 *6,550	2500 5,300	*2750 *5,950	2050 4,400	*2550 *5,500	1700 3,650	2350 *4,700	1450 3,050	*1400 *3,050	1350 2,900	17 200 56'5"
–1500 mm –5'0"	kg lb	*3750 *8,100	2850 6,100	*3250 *7,050	2350 5,000	*2900 *6,300	1950 4,200	2650 5,650	1650 3,500	2300 *4,150	1400 2,950	*1500 *3,300	1350 2,900	16 970 55'7"
–3000 mm –10'0"	kg lb	*3950 *8,600	2700 5,750	*3450 *7,450	2250 4,750	3000 6,450	1900 4,000	2600 5,550	1600 3,400	*1850	1350	*1650 *3,550	1350 2,950	16 610 54'5"
–4500 mm –15'0"	kg lb	*4150 *8,950	2600 5,550	3500 7,450	2150 4,600	2950 6,350	1800 3,900	2550 5,500	1550 3,350			*1800 *3,950	1400 3,100	16 090 52'8"
–6000 mm –20'0"	kg lb	4100 8,850	2550 5,450	3450 7,400	2100 4,550	2950 6,300	1800 3,850	2550 *5,150	1550 3,350			*2050 *4,500	1500 3,300	15 410 50'4"
–7500 mm –25'0"	kg lb	4100 8,850	2550 5,450	3450 7,400	2100 4,550	2950 6,350	1800 3,900					*2350 *5,250	1650 3,650	14 540 47'5"
–9000 mm –30'0"	kg lb	*4150 *8,850	2600 5,550	3500 *7,500	2150 4,650							*2900 *6,450	1900 4,200	13 450 43'8"
–10 500 mm –35'0"	kg lb	*3850 *8,150	2700 5,800	*3150	2300							*3150 *6,900	2300 5,100	12 080 39'0"
–12 000 mm –40'0"	kg lb											*3300 *7,250	2950 6,800	10 300 32'10"

* ISO 10567:2007

* Indicates that the load is limited by hydraulic lifting capacity rather than tipping load. The above loads are in compliance with hydraulic excavator lift capacity standard ISO 10567:2007. They do not exceed 87% of hydraulic lifting capacity or 75% of tipping load. Weight of all lifting accessories must be deducted from the above lifting capacities. Lifting capacities are based on the machine standing on a firm, uniform supporting surface. The use of a work tool attachment point to handle/lift objects, could affect the machine lift performance.

Lift capacity stays with ±5% for all available track shoes.

Always refer to the appropriate Operation and Maintenance Manual for specific product information.

SLR Boom Lift Capacities – Counterweight: 7400 kg (16,310 lb) – without Bucket, Heavy Lift: Off

Long Undercarriage

7.85 m (25'9") 10.2 m (33'6") 7.85A

790 mm (31") Triple Grouser Track Shoes 2590 mm (8'6")

3830 mm (12'7") 4640 mm (15'3")

		1500 mm/5'0"		3000 mm/10'0"		4500 mm/15'0"		6000 mm/20'0"		7500 mm/25'0"		9000 mm/30'0"				mm ft/in
12 000 mm 40'0"	kg lb													*1300 *2,850	*1300 *2,850	13 940 45'3"
10 500 mm 35'0"	kg lb													*1250 *2,700	*1250 *2,700	14 930 48'7"
9000 mm 30'0"	kg lb													*1200 *2,650	*1200 *2,650	15 720 51'4"
7500 mm 25'0"	kg lb													*1200 *2,650	*1200 *2,650	16 330 53'5"
6000 mm 20'0"	kg lb													*1200 *2,650	*1200 *2,650	16 780 54'11"
4500 mm 15'0"	kg lb													*1250 *2,700	*1250 *2,700	17 090 56'0"
3000 mm 10'0"	kg lb			*4800	*4800							*3150 *6,850	*3150 *6,850	*1300 *2,800	*1300 *2,800	17 260 56'7"
1500 mm 5'0"	kg lb			*1500 *3,500	*1500 *3,500	*5400 *12,750	*5400 *12,750	*5700 *12,200	*5700 *12,200	*4400 *9,450	*4400 *9,450	*3650 *7,850	*3650 *7,850	*1350 *2,900	*1350 *2,900	17 300 56'8"
0 mm 0'0"	kg lb			*1600 *3,600	*1600 *3,600	*3600 *8,250	*3600 *8,250	*6600 *14,250	6400 13,850	*5000 *10,800	4850 10,400	*4050 *8,750	3800 8,200	*1400 *3,050	1350 2,950	17 200 56'5"
–1500 mm –5'0"	kg lb	*1550 *3,400	*1550 *3,400	*2050 *4,600	*2050 *4,600	*3450 *7,850	*3450 *7,850	*6500 *14,950	5900 12,750	*5500 *11,900	4450 9,650	*4450 *9,600	3550 7,600	*1500 *3,300	1350 2,950	16 970 55'7"
–3000 mm –10'0"	kg lb	*2150 *4,750	*2150 *4,750	*2650 *5,900	*2650 *5,900	*3800 *8,550	*3800 *8,550	*6200 *14,100	5650 12,150	*5900 *12,700	4250 9,100	*4750 *10,250	3350 7,200	*1650 *3,550	1350 3,000	16 610 54'5"
–4500 mm –15'0"	kg lb	*2750 *6,100	*2750 *6,100	*3250 *7,300	*3250 *7,300	*4350 *9,800	*4350 *9,800	*6500 *14,750	5500 11,850	*6100 *13,200	4100 8,800	*4950 *10,700	3200 6,900	*1800 *3,950	1450 3,150	16 090 52'8"
–6000 mm –20'0"	kg lb	*3350 *7,500	*3350 *7,500	*3950 *8,800	*3950 *8,800	*5050 *11,400	*5050 *11,400	*7150 *16,250	5500 11,850	*6200 *13,400	4050 8,700	*5050 *10,900	3150 6,800	*2050 *4,500	1550 3,350	15 410 50'4"
–7500 mm –25'0"	kg lb	*4050 *9,000	*4050 *9,000	*4700 *10,550	*4700 *10,550	*5900 *13,300	*5900 *13,300	*7800 *16,850	5550 11,950	*6150 *13,300	4050 8,750	*5050 *10,900	3150 6,800	*2350 *5,250	1700 3,700	14 540 47'5"
–9000 mm –30'0"	kg lb	*4750 *10,650	*4750 *10,650	*5550 *12,450	*5550 *12,450	*6900 *15,650	*6900 *15,650	*7450 *16,100	5700 12,250	*5950 *12,850	4150 8,900	*4900 *10,550	3200 6,950	*2900 *6,450	1900 4,250	13 450 43'8"
–10 500 mm –35'0"	kg lb	*5550 *12,450	*5550 *12,450	*6500 *14,700	*6500 *14,700	*8200 *18,600	*8200 *18,600	*6900 *14,800	5900 12,750	*5550 *11,900	4300 9,250	*4600 *9,800	3350 7,200	*3150 *6,900	2300 5,200	12 080 39'0"
–12 000 mm –40'0"	kg lb			*7650 *17,350	*7650 *17,350	*7700 *16,300	*7700 *16,300	*6000 *12,750	*6000 *12,750	*4850 *10,250	4500 9,800	*3950 *8,300	3550 7,700	*3300 *7,250	3000 6,900	10 300 32'10"

* ISO 10567:2007

* Indicates that the load is limited by hydraulic lifting capacity rather than tipping load. The above loads are in compliance with hydraulic excavator lift capacity standard ISO 10567:2007. They do not exceed 87% of hydraulic lifting capacity or 75% of tipping load. Weight of all lifting accessories must be deducted from the above lifting capacities. Lifting capacities are based on the machine standing on a firm, uniform supporting surface. The use of a work tool attachment point to handle/lift objects, could affect the machine lift performance.

Lift capacity stays with ±5% for all available track shoes.

Always refer to the appropriate Operation and Maintenance Manual for specific product information.

(continued on next page)

SLR Boom Lift Capacities – Counterweight: 7400 kg (16,310 lb) – without Bucket, Heavy Lift: Off *(continued)*

Long Undercarriage

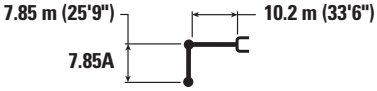

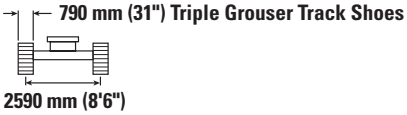

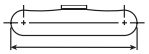

		10 500 mm/35'0"		12 000 mm/40'0"		13 500 mm/45'0"		15 000 mm/50'0"		16 500 mm/55'0"				
														mm ft/in
12 000 mm 40'0"	kg lb					*1750 *3,050	*1750 *3,050					*1300 *2,850	*1300 *2,850	13 940 45'3"
10 500 mm 35'0"	kg lb					*1900 *4,150	*1900 *4,150					*1250 *2,700	*1250 *2,700	14 930 48'7"
9000 mm 30'0"	kg lb					*1900 *4,200	*1900 *4,200	*1950 *3,700	*1950 *3,700			*1200 *2,650	*1200 *2,650	15 720 51'4"
7500 mm 25'0"	kg lb					*2000 *4,300	*2000 *4,300	*2000 *4,350	*2000 *4,350			*1200 *2,650	*1200 *2,650	16 330 53'5"
6000 mm 20'0"	kg lb			*4,650	*4,650	*2100 *4,550	*2100 *4,550	*2050 *4,500	*2050 4,400	*1600	*1600	*1200 *2,650	*1200 *2,650	16 780 54'11"
4500 mm 15'0"	kg lb			*2350 *5,100	*2350 *5,100	*2250 *4,850	*2250 *4,850	*2150 *4,700	2000 4,250	*2000 *3,700	1650 3,450	*1250 *2,700	*1250 *2,700	17 090 56'0"
3000 mm 10'0"	kg lb	*2800 *6,100	*2800 *6,100	*2550 *5,550	*2550 *5,550	*2400 *5,200	2350 5,000	*2250 *4,950	1900 4,050	*2200 *4,350	1550 3,300	*1300 *2,800	*1300 *2,800	17 260 56'7"
1500 mm 5'0"	kg lb	*3150 *6,800	*3150 *6,800	*2800 *6,050	2700 5,750	*2550 *5,550	2200 4,700	*2400 *5,200	1850 3,900	*2300 *4,700	1500 3,200	*1350 *2,900	*1350 *2,900	17 300 56'8"
0 mm 0'0"	kg lb	*3450 *7,450	3050 6,600	*3050 *6,550	2500 5,400	*2750 *5,950	2100 4,450	*2550 *5,500	1750 3,700	2350 *4,700	1450 3,100	*1400 *3,050	1350 2,950	17 200 56'5"
–1500 mm –5'0"	kg lb	*3750 *8,100	2900 6,150	*3250 *7,050	2400 5,100	*2900 *6,300	2000 4,250	*2650 *5,750	1650 3,550	2300 *4,150	1400 3,000	*1500 *3,300	1350 2,950	16 970 55'7"
–3000 mm –10'0"	kg lb	*3950 *8,600	2750 5,850	*3450 *7,450	2250 4,850	*3050 6,550	1900 4,050	2600 5,600	1600 3,450	*1850	1400	*1650 *3,550	1350 3,000	16 610 54'5"
–4500 mm –15'0"	kg lb	*4150 *8,950	2650 5,650	3500 7,550	2200 4,700	3000 6,450	1850 3,950	2600 5,550	1600 3,400			*1800 *3,950	1450 3,150	16 090 52'8"
–6000 mm –20'0"	kg lb	4150 8,950	2550 5,500	3500 7,500	2150 4,600	2950 6,400	1850 3,900	2600 *5,150	1600 3,400			*2050 *4,500	1550 3,350	15 410 50'4"
–7500 mm –25'0"	kg lb	4150 8,950	2550 5,500	3500 7,500	2150 4,600	3000 6,450	1850 3,950					*2350 *5,250	1700 3,700	14 540 47'5"
–9000 mm –30'0"	kg lb	*4150 *8,850	2600 5,650	*3500 *7,500	2200 4,750							*2900 *6,450	1900 4,250	13 450 43'8"
–10 500 mm –35'0"	kg lb	*3850 *8,150	2750 5,900	*3150	2300							*3150 *6,900	2300 5,200	12 080 39'0"
–12 000 mm –40'0"	kg lb											*3300 *7,250	3000 6,900	10 300 32'10"

* ISO 10567:2007

* Indicates that the load is limited by hydraulic lifting capacity rather than tipping load. The above loads are in compliance with hydraulic excavator lift capacity standard ISO 10567:2007. They do not exceed 87% of hydraulic lifting capacity or 75% of tipping load. Weight of all lifting accessories must be deducted from the above lifting capacities. Lifting capacities are based on the machine standing on a firm, uniform supporting surface. The use of a work tool attachment point to handle/lift objects, could affect the machine lift performance.

Lift capacity stays with ±5% for all available track shoes.

Always refer to the appropriate Operation and Maintenance Manual for specific product information.

SLR Boom Lift Capacities – Counterweight: 7400 kg (16,310 lb) – without Bucket, Heavy Lift: Off

Long Undercarriage

7.85 m (25'9") 10.2 m (33'6") 7.85A

900 mm (35") Triple Grouser Track Shoes 2590 mm (8'6")

3830 mm (12'7") 4640 mm (15'3")

		1500 mm/5'0"		3000 mm/10'0"		4500 mm/15'0"		6000 mm/20'0"		7500 mm/25'0"		9000 mm/30'0"				
																mm ft/in
12 000 mm 40'0"	kg lb													*1300 *2,850	*1300 *2,850	13 940 45'3"
10 500 mm 35'0"	kg lb													*1250 *2,700	*1250 *2,700	14 930 48'7"
9000 mm 30'0"	kg lb													*1200 *2,650	*1200 *2,650	15 720 51'4"
7500 mm 25'0"	kg lb													*1200 *2,650	*1200 *2,650	16 330 53'5"
6000 mm 20'0"	kg lb													*1200 *2,650	*1200 *2,650	16 780 54'11"
4500 mm 15'0"	kg lb													*1250 *2,700	*1250 *2,700	17 090 56'0"
3000 mm 10'0"	kg lb			*4800	*4800							*3150 *6,850	*3150 *6,850	*1300 *2,800	*1300 *2,800	17 260 56'7"
1500 mm 5'0"	kg lb			*1500 *3,500	*1500 *3,500	*5400 *12,750	*5400 *12,750	*5700 *12,200	*5700 *12,200	*4400 *9,450	*4400 *9,450	*3650 *7,850	*3650 *7,850	*1350 *2,900	*1350 *2,900	17 300 56'8"
0 mm 0'0"	kg lb			*1600 *3,600	*1600 *3,600	*3600 *8,250	*3600 *8,250	*6600 *14,250	6500 14,000	*5000 *10,800	4900 10,550	*4050 *8,750	3850 8,300	*1400 *3,050	1350 3,000	17 200 56'5"
–1500 mm –5'0"	kg lb	*1550 *3,400	*1550 *3,400	*2050 *4,600	*2050 *4,600	*3450 *7,850	*3450 *7,850	*6500 *14,950	6000 12,950	*5500 *11,900	4550 9,750	*4450 *9,600	3600 7,700	*1500 *3,300	1350 3,000	16 970 55'7"
–3000 mm –10'0"	kg lb	*2150 *4,750	*2150 *4,750	*2650 *5,900	*2650 *5,900	*3800 *8,550	*3800 *8,550	*6200 *14,100	5750 12,350	*5900 *12,700	4300 9,250	*4750 *10,250	3400 7,300	*1650 *3,550	1400 3,050	16 610 54'5"
–4500 mm –15'0"	kg lb	*2750 *6,100	*2750 *6,100	*3250 *7,300	*3250 *7,300	*4350 *9,800	*4350 *9,800	*6500 *14,750	5600 12,050	*6100 *13,200	4150 8,950	*4950 *10,700	3300 7,050	*1800 *3,950	1450 3,200	16 090 52'8"
–6000 mm –20'0"	kg lb	*3350 *7,500	*3350 *7,500	*3950 *8,800	*3950 *8,800	*5050 *11,400	*5050 *11,400	*7150 *16,250	5600 12,000	*6200 *13,400	4100 8,850	*5050 *10,900	3200 6,900	*2050 *4,500	1550 3,450	15 410 50'4"
–7500 mm –25'0"	kg lb	*4050 *9,000	*4050 *9,000	*4700 *10,550	*4700 *10,550	*5900 *13,300	*5900 *13,300	*7800 *16,850	5650 12,150	*6150 *13,300	4100 8,900	*5050 *10,900	3200 6,900	*2350 *5,250	1700 3,800	14 540 47'5"
–9000 mm –30'0"	kg lb	*4750 *10,650	*4750 *10,650	*5550 *12,450	*5550 *12,450	*6900 *15,650	*6900 *15,650	*7450 *16,100	5800 12,450	*5950 *12,850	4200 9,050	*4900 *10,550	3250 7,050	*2900 *6,450	1950 4,350	13 450 43'8"
–10 500 mm –35'0"	kg lb	*5550 *12,450	*5550 *12,450	*6500 *14,700	*6500 *14,700	*8200 *18,600	*8200 *18,600	*6900 *14,800	6000 12,950	*5550 *11,900	4350 9,400	*4600 *9,800	3400 7,350	*3150 *6,900	2350 5,250	12 080 39'0"
–12 000 mm –40'0"	kg lb			*7650 *17,350	*7650 *17,350	*7700 *16,300	*7700 *16,300	*6000 *12,750	*6000 *12,750	*4850 *10,250	4600 9,950	*3950 *8,300	3600 7,800	*3300 *7,250	3050 7,000	10 300 32'10"

* ISO 10567:2007

* Indicates that the load is limited by hydraulic lifting capacity rather than tipping load. The above loads are in compliance with hydraulic excavator lift capacity standard ISO 10567:2007. They do not exceed 87% of hydraulic lifting capacity or 75% of tipping load. Weight of all lifting accessories must be deducted from the above lifting capacities. Lifting capacities are based on the machine standing on a firm, uniform supporting surface. The use of a work tool attachment point to handle/lift objects, could affect the machine lift performance.

Lift capacity stays with ±5% for all available track shoes.

Always refer to the appropriate Operation and Maintenance Manual for specific product information.

(continued on next page)

SLR Boom Lift Capacities – Counterweight: 7400 kg (16,310 lb) – without Bucket, Heavy Lift: Off *(continued)*

Long Undercarriage

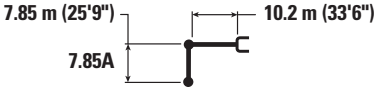

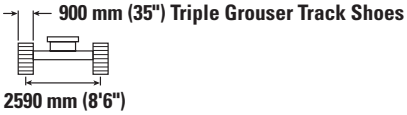

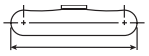

		10 500 mm/35'0"		12 000 mm/40'0"		13 500 mm/45'0"		15 000 mm/50'0"		16 500 mm/55'0"				
														mm ft/in
12 000 mm 40'0"	kg lb					*1750 *3,050	*1750 *3,050					*1300 *2,850	*1300 *2,850	13 940 45'3"
10 500 mm 35'0"	kg lb					*1900 *4,150	*1900 *4,150					*1250 *2,700	*1250 *2,700	14 930 48'7"
9000 mm 30'0"	kg lb					*1900 *4,200	*1900 *4,200	*1950 *3,700	*1950 *3,700			*1200 *2,650	*1200 *2,650	15 720 51'4"
7500 mm 25'0"	kg lb					*2000 *4,300	*2000 *4,300	*2000 *4,350	*2000 *4,350			*1200 *2,650	*1200 *2,650	16 330 53'5"
6000 mm 20'0"	kg lb			*4,650	*4,650	*2100 *4,550	*2100 *4,550	*2050 *4,500	*2050 4,450	*1600	*1600	*1200 *2,650	*1200 *2,650	16 780 54'11"
4500 mm 15'0"	kg lb			*2350 *5,100	*2350 *5,100	*2250 *4,850	*2250 *4,850	*2150 *4,700	2050 4,300	*2000 *3,700	1650 3,500	*1250 *2,700	*1250 *2,700	17 090 56'0"
3000 mm 10'0"	kg lb	*2800 *6,100	*2800 *6,100	*2550 *5,550	*2550 *5,550	*2400 *5,200	2350 5,050	*2250 *4,950	1950 4,150	*2200 *4,350	1600 3,400	*1300 *2,800	*1300 *2,800	17 260 56'7"
1500 mm 5'0"	kg lb	*3150 *6,800	*3150 *6,800	*2800 *6,050	2750 5,850	*2550 *5,550	2250 4,800	*2400 *5,200	1850 3,950	*2300 *4,700	1550 3,250	*1350 *2,900	*1350 *2,900	17 300 56'8"
0 mm 0'0"	kg lb	*3450 *7,450	3100 6,700	*3050 *6,550	2550 5,500	*2750 *5,950	2100 4,550	*2550 *5,500	1800 3,800	*2350 *4,700	1500 3,150	*1400 *3,050	1350 3,000	17 200 56'5"
–1500 mm –5'0"	kg lb	*3750 *8,100	2900 6,250	*3250 *7,050	2400 5,150	*2900 *6,300	2000 4,300	*2650 *5,750	1700 3,600	2350 *4,150	1450 3,050	*1500 *3,300	1350 3,000	16 970 55'7"
–3000 mm –10'0"	kg lb	*3950 *8,600	2750 5,950	*3450 *7,450	2300 4,950	*3050 *6,600	1950 4,150	2650 5,700	1650 3,500	*1850	1400	*1650 *3,550	1400 3,050	16 610 54'5"
–4500 mm –15'0"	kg lb	*4150 *8,950	2650 5,750	*3550 7,700	2250 4,750	3050 6,550	1900 4,000	2650 5,650	1600 3,450			*1800 *3,950	1450 3,200	16 090 52'8"
–6000 mm –20'0"	kg lb	4250 9,100	2600 5,600	3550 7,600	2200 4,700	3000 6,500	1850 4,000	2650 *5,150	1600 3,450			*2050 *4,500	1550 3,450	15 410 50'4"
–7500 mm –25'0"	kg lb	4250 9,100	2600 5,600	3550 7,600	2200 4,700	3050 6,550	1900 4,050					*2350 *5,250	1700 3,800	14 540 47'5"
–9000 mm –30'0"	kg lb	*4150 *8,850	2650 5,750	*3500 *7,500	2250 4,850							*2900 *6,450	1950 4,350	13 450 43'8"
–10 500 mm –35'0"	kg lb	*3850 *8,150	2750 6,000	*3150	2350							*3150 *6,900	2350 5,250	12 080 39'0"
–12 000 mm –40'0"	kg lb											*3300 *7,250	3050 7,000	10 300 32'10"

* ISO 10567:2007

* Indicates that the load is limited by hydraulic lifting capacity rather than tipping load. The above loads are in compliance with hydraulic excavator lift capacity standard ISO 10567:2007. They do not exceed 87% of hydraulic lifting capacity or 75% of tipping load. Weight of all lifting accessories must be deducted from the above lifting capacities. Lifting capacities are based on the machine standing on a firm, uniform supporting surface. The use of a work tool attachment point to handle/lift objects, could affect the machine lift performance.

Lift capacity stays with ±5% for all available track shoes.

Always refer to the appropriate Operation and Maintenance Manual for specific product information.

326 Hydraulic Excavator Specifications

Reach Boom Lift Capacities – Counterweight: 4600 kg (10,140 lb) – without Bucket, Heavy Lift: On

Long Narrow Undercarriage

2.5 m (8'2") 5.9 m (19'4")

R2.5CB1

600 mm (24") Triple Grouser Track Shoes

2390 mm (7'10")

3830 mm (12'7")

4640 mm (15'3")

		3000 mm/10'0"		4500 mm/15'0"		6000 mm/20'0"		7500 mm/25'0"				mm ft/in
7500 mm 25'0"	kg lb									*7950 *17,550	6650 15,150	5860 18'9"
6000 mm 20'0"	kg lb					*7850 *17,150	6400 13,700			*7600 *16,750	4950 11,000	7040 22'10"
4500 mm 15'0"	kg lb			*10 300 *22,200	9550 20,600	*8600 *18,700	6200 13,300	7050 15,100	4400 9,400	6700 14,800	4150 9,200	7750 25'4"
3000 mm 10'0"	kg lb			*12 950 *27,850	8850 19,150	9750 21,000	5900 12,700	6900 14,850	4250 9,150	6100 13,450	3800 8,350	8130 26'7"
1500 mm 5'0"	kg lb			*15 000 32,300	8350 18,000	9450 20,350	5650 12,150	6750 14,550	4150 8,900	5950 13,050	3650 8,000	8210 26'10"
0 mm 0'0"	kg lb			14 800 31,700	8150 17,500	9250 19,900	5450 11,750	6650 14,350	4050 8,700	6100 13,400	3700 8,150	8010 26'3"
–1500 mm –5'0"	kg lb	*11 700 *26,650	*11 700 *26,650	14 750 31,650	8100 17,450	9200 19,800	5400 11,650			6650 14,700	4050 8,900	7500 24'6"
–3000 mm –10'0"	kg lb	*18 500 *40,200	16 000 34,300	*13 750 *29,750	8200 17,700	9300 20,000	5500 11,800			8050 17,900	4850 10,750	6610 21'6"
–4500 mm –15'0"	kg lb			*10 450 *22,100	8500 18,350					*8900 *19,450	7050 15,950	5150 16'7"

Reach Boom Lift Capacities – Counterweight: 4600 kg (10,140 lb) – without Bucket, Heavy Lift: On

Long Narrow Undercarriage

2.5 m (8'2") 5.9 m (19'4")

R2.5CB1

700 mm (28") Triple Grouser Track Shoes

2390 mm (7'10")

3830 mm (12'7")

4640 mm (15'3")

		3000 mm/10'0"		4500 mm/15'0"		6000 mm/20'0"		7500 mm/25'0"				mm ft/in
7500 mm 25'0"	kg lb									*7950 *17,550	6700 15,300	5860 18'9"
6000 mm 20'0"	kg lb					*7850 *17,150	6450 13,850			*7600 *16,750	5000 11,100	7040 22'10"
4500 mm 15'0"	kg lb			*10 300 *22,200	9650 20,800	*8600 *18,700	6250 13,450	7150 15,300	4450 9,500	6750 14,950	4200 9,300	7750 25'4"
3000 mm 10'0"	kg lb			*12 950 *27,850	9000 19,350	*9750 *21,150	5950 12,850	7000 15,050	4300 9,300	6200 13,650	3850 8,450	8130 26'7"
1500 mm 5'0"	kg lb			*15 000 *32,350	8450 18,200	9600 20,600	5700 12,300	6850 14,750	4200 9,000	6000 13,250	3700 8,100	8210 26'10"
0 mm 0'0"	kg lb			15 000 32,100	8250 17,700	9400 20,200	5550 11,900	6750 14,550	4100 8,850	6150 13,600	3750 8,300	8010 26'3"
–1500 mm –5'0"	kg lb	*11 700 *26,650	*11 700 *26,650	14 950 32,050	8200 17,650	9350 20,050	5500 11,800			6750 14,900	4100 9,050	7500 24'6"
–3000 mm –10'0"	kg lb	*18 500 *40,200	16 200 34,700	*13 750 *29,750	8300 17,900	9400 20,250	5550 11,950			8200 18,150	4900 10,850	6610 21'6"
–4500 mm –15'0"	kg lb			*10 450 *22,100	8600 18,550					*8900 *19,450	7150 16,100	5150 16'7"

* ISO 10567:2007

* Indicates that the load is limited by hydraulic lifting capacity rather than tipping load. The above loads are in compliance with hydraulic excavator lift capacity standard ISO 10567:2007. They do not exceed 87% of hydraulic lifting capacity or 75% of tipping load. Weight of all lifting accessories must be deducted from the above lifting capacities. Lifting capacities are based on the machine standing on a firm, uniform supporting surface. The use of a work tool attachment point to handle/lift objects, could affect the machine lift performance.

Lift capacity stays with ±5% for all available track shoes.

Always refer to the appropriate Operation and Maintenance Manual for specific product information.

Reach Boom Lift Capacities – Counterweight: 4600 kg (10,140 lb) – without Bucket, Heavy Lift: On

Long Narrow Undercarriage

2.5 m (8'2") 5.9 m (19'4")

R2.5CB1

790 mm (31") Triple Grouser Track Shoes

2390 mm (7'10")

3830 mm (12'7")

4640 mm (15'3")

		3000 mm/10'0"		4500 mm/15'0"		6000 mm/20'0"		7500 mm/25'0"				
												mm ft/in
7500 mm 25'0"	kg lb									*7950 *17,550	6800 15,450	5860 18'9"
6000 mm 20'0"	kg lb					*7850 *17,150	6500 14,000			*7600 *16,750	5050 11,250	7040 22'10"
4500 mm 15'0"	kg lb			*10 300 *22,200	9750 21,000	*8600 *18,700	6300 13,600	7200 15,500	4500 9,600	6850 15,150	4250 9,400	7750 25'4"
3000 mm 10'0"	kg lb			*12 950 *27,850	9050 19,550	*9750 *21,150	6050 13,000	7100 15,250	4350 9,400	6250 13,800	3900 8,550	8130 26'7"
1500 mm 5'0"	kg lb			*15 000 *32,350	8550 18,450	9700 20,850	5750 12,400	6950 14,950	4250 9,150	6100 13,400	3750 8,200	8210 26'10"
0 mm 0'0"	kg lb			15 200 32,500	8350 17,950	9500 20,450	5600 12,050	6850 14,750	4150 8,950	6250 13,750	3800 8,400	8010 26'3"
–1500 mm –5'0"	kg lb	*11 700 *26,650	*11 700 *26,650	15 150 32,450	8300 17,850	9450 20,300	5550 11,950			6850 15,100	4150 9,150	7500 24'6"
–3000 mm –10'0"	kg lb	*18 500 *40,200	16 400 35,100	*13 750 *29,750	8400 18,100	9550 20,500	5600 12,100			8300 18,400	4950 11,000	6610 21'6"
–4500 mm –15'0"	kg lb			*10 450 *22,100	8700 18,800					*8900 *19,450	7200 16,300	5150 16'7"

Reach Boom Lift Capacities – Counterweight: 4600 kg (10,140 lb) – without Bucket, Heavy Lift: On

Long Narrow Undercarriage

2.95 m (9'8") 5.9 m (19'4")

R2.95CB1

600 mm (24") Triple Grouser Track Shoes

2390 mm (7'10")

3830 mm (12'7")

4640 mm (15'3")

		3000 mm/10'0"		4500 mm/15'0"		6000 mm/20'0"		7500 mm/25'0"				
												mm ft/in
7500 mm 25'0"	kg lb					*7100 *14,650	6500 13,950			*5900 *13,050	5800 *13,050	6430 20'8"
6000 mm 20'0"	kg lb					*7250 *15,850	6450 13,900	*5650	4500	*5600 *12,350	4500 10,000	7510 24'5"
4500 mm 15'0"	kg lb			*9450 *20,350	*9450 *20,350	*8100 *17,550	6250 13,450	7100 15,250	4450 9,500	*5600 *12,300	3850 8,500	8180 26'9"
3000 mm 10'0"	kg lb			*12 100 *26,050	9050 19,500	*9300 *20,150	5950 12,850	6950 14,950	4300 9,250	5700 12,500	3500 7,750	8540 27'11"
1500 mm 5'0"	kg lb			*14 450 *31,150	8450 18,200	9500 20,450	5650 12,200	6800 14,600	4150 8,900	5500 12,150	3400 7,450	8610 28'3"
0 mm 0'0"	kg lb			14 850 31,750	8150 17,550	9300 19,950	5450 11,750	6650 14,350	4050 8,700	5650 12,400	3450 7,600	8420 27'7"
–1500 mm –5'0"	kg lb	*11 350 *25,750	*11 350 *25,750	14 750 31,550	8050 17,350	9200 19,700	5400 11,600	6600 14,250	4000 8,600	6100 13,450	3700 8,150	7940 26'0"
–3000 mm –10'0"	kg lb	*18 550 *42,250	15 850 33,900	*14 350 *31,050	8150 17,500	9200 19,800	5400 11,650			7200 15,950	4350 9,600	7120 23'2"
–4500 mm –15'0"	kg lb	*16 000 *34,300	*16 000 *34,300	*11 750 *25,100	8350 18,000					*8750 *19,250	5900 13,250	5790 18'8"

* ISO 10567:2007

* Indicates that the load is limited by hydraulic lifting capacity rather than tipping load. The above loads are in compliance with hydraulic excavator lift capacity standard ISO 10567:2007. They do not exceed 87% of hydraulic lifting capacity or 75% of tipping load. Weight of all lifting accessories must be deducted from the above lifting capacities. Lifting capacities are based on the machine standing on a firm, uniform supporting surface. The use of a work tool attachment point to handle/lift objects, could affect the machine lift performance.

Lift capacity stays with ±5% for all available track shoes.

Always refer to the appropriate Operation and Maintenance Manual for specific product information.

326 Hydraulic Excavator Specifications

Reach Boom Lift Capacities – Counterweight: 4600 kg (10,140 lb) – without Bucket, Heavy Lift: On

Long Narrow Undercarriage

2.95 m (9'8") 5.9 m (19'4")

R2.95CB1

700 mm (28") Triple Grouser Track Shoes

2390 mm (7'10")

3830 mm (12'7")

4640 mm (15'3")

		3000 mm/10'0"		4500 mm/15'0"		6000 mm/20'0"		7500 mm/25'0"				
												mm ft/in
7500 mm 25'0"	kg lb					*7100 *14,650	6600 14,100			*5900 *13,050	5900 *13,050	6430 20'8"
6000 mm 20'0"	kg lb					*7250 *15,850	6550 14,050	*5650	4550	*5600 *12,350	4550 10,100	7510 24'5"
4500 mm 15'0"	kg lb			*9450 *20,350	*9450 *20,350	*8100 *17,550	6350 13,600	7200 15,450	4500 9,600	*5600 *12,300	3900 8,600	8180 26'9"
3000 mm 10'0"	kg lb			*12 100 *26,050	9150 19,700	*9300 *20,150	6050 13,000	7050 15,100	4350 9,350	5750 12,700	3550 7,850	8540 27'11"
1500 mm 5'0"	kg lb			*14 450 *31,150	8550 18,450	9650 20,700	5750 12,350	6850 14,800	4200 9,050	5600 12,300	3450 7,550	8610 28'3"
0 mm 0'0"	kg lb			15 000 32,200	8250 17,750	9400 20,200	5550 11,900	6750 14,500	4100 8,800	5700 12,600	3500 7,700	8420 27'7"
–1500 mm –5'0"	kg lb	*11 350 *25,750	*11 350 *25,750	14 900 31,950	8150 17,550	9300 20,000	5450 11,750	6700 14,400	4050 8,700	6200 13,650	3750 8,300	7940 26'0"
–3000 mm –10'0"	kg lb	*18 550 *42,250	16 000 34,300	*14 350 *31,050	8250 17,700	9350 20,050	5500 11,800			7300 16,150	4400 9,750	7120 23'2"
–4500 mm –15'0"	kg lb	*16 000 *34,300	*16 000 *34,300	*11 750 *25,100	8450 18,250					*8750 *19,250	5950 13,400	5790 18'8"

Reach Boom Lift Capacities – Counterweight: 4600 kg (10,140 lb) – without Bucket, Heavy Lift: On

Long Narrow Undercarriage

2.95 m (9'8") 5.9 m (19'4")

R2.95CB1

790 mm (31") Triple Grouser Track Shoes

2390 mm (7'10")

3830 mm (12'7")

4640 mm (15'3")

		3000 mm/10'0"		4500 mm/15'0"		6000 mm/20'0"		7500 mm/25'0"				
												mm ft/in
7500 mm 25'0"	kg lb					*7100 *14,650	6650 14,250			*5900 *13,050	*5900 *13,050	6430 20'8"
6000 mm 20'0"	kg lb					*7250 *15,850	6600 14,200	*5650	4600	*5600 *12,350	4600 10,200	7510 24'5"
4500 mm 15'0"	kg lb			*9450 *20,350	*9450 *20,350	*8100 *17,550	6400 13,750	7250 15,600	4550 9,750	*5600 *12,300	3950 8,700	8180 26'9"
3000 mm 10'0"	kg lb			*12 100 *26,050	9250 19,950	*9300 *20,150	6100 13,100	7100 15,300	4400 9,450	*5800 *12,750	3600 7,950	8540 27'11"
1500 mm 5'0"	kg lb			*14 450 *31,150	8650 18,650	9750 20,950	5800 12,500	6950 14,950	4250 9,150	5650 12,450	3500 7,650	8610 28'3"
0 mm 0'0"	kg lb			15 200 32,600	8350 17,950	9500 20,450	5600 12,050	6850 14,700	4150 8,900	5800 12,750	3550 7,800	8420 27'7"
–1500 mm –5'0"	kg lb	*11 350 *25,750	*11 350 *25,750	15 100 32,350	8250 17,800	9400 20,250	5500 11,900	6800 14,600	4100 8,850	6250 13,850	3800 8,400	7940 26'0"
–3000 mm –10'0"	kg lb	*18 550 *42,250	16 200 34,700	*14 350 *31,050	8350 17,950	9450 20,300	5550 11,950			7400 16,350	4450 9,850	7120 23'2"
–4500 mm –15'0"	kg lb	*16 000 *34,300	*16 000 *34,300	*11 750 *25,100	8550 18,450					*8750 *19,250	6050 13,550	5790 18'8"

* ISO 10567:2007

* Indicates that the load is limited by hydraulic lifting capacity rather than tipping load. The above loads are in compliance with hydraulic excavator lift capacity standard ISO 10567:2007. They do not exceed 87% of hydraulic lifting capacity or 75% of tipping load. Weight of all lifting accessories must be deducted from the above lifting capacities. Lifting capacities are based on the machine standing on a firm, uniform supporting surface. The use of a work tool attachment point to handle/lift objects, could affect the machine lift performance.

Lift capacity stays with ±5% for all available track shoes.

Always refer to the appropriate Operation and Maintenance Manual for specific product information.

HD Reach Boom Lift Capacities – Counterweight: 4600 kg (10,140 lb) – without Bucket, Heavy Lift: On

Long Narrow Undercarriage

2.95 m (9'8") 5.9 m (19'4")

R2.95CB1(HD)

600 mm (24") Triple Grouser Track Shoes

2390 mm (7'10")

3830 mm (12'7")

4640 mm (15'3")

		3000 mm/10'0"		4500 mm/15'0"		6000 mm/20'0"		7500 mm/25'0"				
												mm ft/in
7500 mm 25'0"	kg lb					*7050 *14,600	6500 13,850			*5850 *13,000	5750 *13,000	6430 20'8"
6000 mm 20'0"	kg lb					*7150 *15,650	6450 13,800	*5600	4450	*5550 *12,300	4400 9,850	7510 24'5"
4500 mm 15'0"	kg lb			*9350 *20,150	*9350 *20,150	*8000 *17,350	6200 13,350	7050 15,100	4350 9,350	*5550 *12,250	3750 8,350	8180 26'9"
3000 mm 10'0"	kg lb			*11 950 *25,750	8950 19,250	*9200 *19,900	5850 12,650	6900 14,800	4200 9,050	5600 12,350	3450 7,600	8540 27'11"
1500 mm 5'0"	kg lb			*14 250 *30,750	8300 17,900	9400 20,250	5550 12,000	6700 14,400	4050 8,750	5450 12,000	3300 7,300	8610 28'3"
0 mm 0'0"	kg lb			14 650 31,400	8000 17,200	9150 19,700	5350 11,500	6550 14,150	3950 8,500	5550 12,250	3350 7,400	8420 27'7"
–1500 mm –5'0"	kg lb	*11 350 *25,700	*11 350 *25,700	14 550 31,150	7900 17,000	9050 19,450	5250 11,300	6500 14,050	3900 8,400	6050 13,300	3600 7,950	7940 26'0"
–3000 mm –10'0"	kg lb	*18 550 *42,200	15 550 33,300	*14 150 *30,650	7950 17,150	9100 19,550	5300 11,400			7100 15,750	4250 9,400	7120 23'2"
–4500 mm –15'0"	kg lb	*15 750 *33,800	*15 750 *33,800	*11 600 *24,700	8200 17,700					*8650 *18,950	5800 13,000	5790 18'8"

HD Reach Boom Lift Capacities – Counterweight: 4600 kg (10,140 lb) – without Bucket, Heavy Lift: On

Long Narrow Undercarriage

2.95 m (9'8") 5.9 m (19'4")

R2.95CB1(HD)

700 mm (28") Triple Grouser Track Shoes

2390 mm (7'10")

3830 mm (12'7")

4640 mm (15'3")

		3000 mm/10'0"		4500 mm/15'0"		6000 mm/20'0"		7500 mm/25'0"				
												mm ft/in
7500 mm 25'0"	kg lb					*7050 *14,600	6550 14,000			*5850 *13,000	5800 *13,000	6430 20'8"
6000 mm 20'0"	kg lb					*7150 *15,650	6500 13,950	*5600	4500	*5550 *12,300	4450 9,950	7510 24'5"
4500 mm 15'0"	kg lb			*9350 *20,150	*9350 *20,150	*8000 *17,350	6250 13,500	7150 15,300	4400 9,450	*5550 *12,250	3800 8,450	8180 26'9"
3000 mm 10'0"	kg lb			*11 950 *25,750	9050 19,500	*9200 *19,900	5950 12,800	6950 14,950	4250 9,150	5700 12,550	3500 7,700	8540 27'11"
1500 mm 5'0"	kg lb			*14 250 *30,750	8400 18,100	9550 20,500	5650 12,150	6800 14,600	4100 8,850	5500 12,150	3350 7,400	8610 28'3"
0 mm 0'0"	kg lb			14 850 31,800	8100 17,400	9300 19,950	5400 11,650	6650 14,350	4000 8,600	5650 12,400	3400 7,500	8420 27'7"
–1500 mm –5'0"	kg lb	*11 350 *25,700	*11 350 *25,700	14 750 31,600	8000 17,200	9200 19,750	5350 11,450	6600 14,250	3950 8,500	6100 13,450	3650 8,100	7940 26'0"
–3000 mm –10'0"	kg lb	*18 550 *42,200	15 750 33,700	*14 150 *30,650	8100 17,350	9200 19,850	5350 11,550			7200 15,950	4300 9,500	7120 23'2"
–4500 mm –15'0"	kg lb	*15 750 *33,800	*15 750 *33,800	*11 600 *24,700	8300 17,900					*8650 *18,950	5850 13,150	5790 18'8"

* ISO 10567:2007

* Indicates that the load is limited by hydraulic lifting capacity rather than tipping load. The above loads are in compliance with hydraulic excavator lift capacity standard ISO 10567:2007. They do not exceed 87% of hydraulic lifting capacity or 75% of tipping load. Weight of all lifting accessories must be deducted from the above lifting capacities. Lifting capacities are based on the machine standing on a firm, uniform supporting surface. The use of a work tool attachment point to handle/lift objects, could affect the machine lift performance.

Lift capacity stays with ±5% for all available track shoes.

Always refer to the appropriate Operation and Maintenance Manual for specific product information.

326 Hydraulic Excavator Specifications

HD Reach Boom Lift Capacities – Counterweight: 4600 kg (10,140 lb) – without Bucket, Heavy Lift: On

Long Narrow Undercarriage

2.95 m (9'8") 5.9 m (19'4")

R2.95CB1(HD)

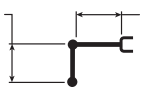

790 mm (31") Triple Grouser Track Shoes

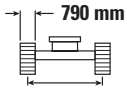

2390 mm (7'10")

3830 mm (12'7")

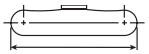

4640 mm (15'3")

		3000 mm/10'0"		4500 mm/15'0"		6000 mm/20'0"		7500 mm/25'0"				
												mm ft/in
7500 mm 25'0"	kg lb					*7050 *14,600	6600 14,150			*5850 *13,000	*5850 *13,000	6430 20'8"
6000 mm 20'0"	kg lb					*7150 *15,650	6550 14,100	*5600	4550	*5550 *12,300	4500 10,050	7510 24'5"
4500 mm 15'0"	kg lb			*9350 *20,150	*9350 *20,150	*8000 *17,350	6350 13,600	7200 15,500	4450 9,600	*5550 *12,250	3850 8,550	8180 26'9"
3000 mm 10'0"	kg lb			*11 950 *25,750	9150 19,700	*9200 *19,900	6000 12,950	7050 15,150	4300 9,300	5750 *12,650	3550 7,750	8540 27'11"
1500 mm 5'0"	kg lb			*14 250 *30,750	8500 18,350	9650 20,750	5700 12,300	6900 14,800	4150 8,950	5600 12,300	3400 7,500	8610 28'3"
0 mm 0'0"	kg lb			15 050 32,200	8200 17,600	9400 20,200	5500 11,800	6750 14,500	4050 8,700	5700 12,550	3450 7,600	8420 27'7"
–1500 mm –5'0"	kg lb	*11 350 *25,700	*11 350 *25,700	14 950 32,000	8100 17,400	9300 20,000	5400 11,600	6700 14,400	4000 8,600	6200 13,650	3700 8,200	7940 26'0"
–3000 mm –10'0"	kg lb	*18 550 *42,200	15 950 34,100	*14 150 *30,650	8150 17,600	9350 20,100	5450 11,700			7300 16,150	4350 9,650	7120 23'2"
–4500 mm –15'0"	kg lb	*15 750 *33,800	*15 750 *33,800	*11 600 *24,700	8400 18,150					*8650 *18,950	5950 13,300	5790 18'8"

* ISO 10567:2007

* Indicates that the load is limited by hydraulic lifting capacity rather than tipping load. The above loads are in compliance with hydraulic excavator lift capacity standard ISO 10567:2007. They do not exceed 87% of hydraulic lifting capacity or 75% of tipping load. Weight of all lifting accessories must be deducted from the above lifting capacities. Lifting capacities are based on the machine standing on a firm, uniform supporting surface. The use of a work tool attachment point to handle/lift objects, could affect the machine lift performance.

Lift capacity stays with ±5% for all available track shoes.

Always refer to the appropriate Operation and Maintenance Manual for specific product information.

Variable Angle Boom Lift Capacities – Counterweight: 4600 kg (10,140 lb) – without Bucket, Heavy Lift: On

Long Narrow Undercarriage

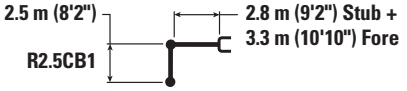

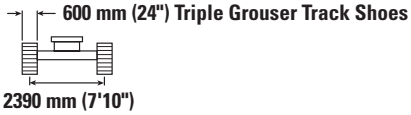

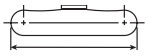

		3000 mm/10'0"		4500 mm/15'0"		6000 mm/20'0"		7500 mm/25'0"				
												mm ft/in
9000 mm **30'0"**	kg **lb**									*9650 ***21,950**	*9650 ***21,950**	4250 **13'0"**
7500 mm **25'0"**	kg **lb**			*9950 ***22,050**	*9950 ***22,050**	*8800	6450			*8100 ***18,000**	6150 **14,000**	6170 **19'10"**
6000 mm **20'0"**	kg **lb**	*9000 ***19,650**	*9000 ***19,650**	*10 300 ***22,500**	10 250 **22,100**	*9550 ***20,700**	6450 **13,800**			7550 ***16,750**	4600 **10,250**	7290 **23'8"**
4500 mm **15'0"**	kg **lb**			*13 350 ***28,800**	9600 **20,650**	*10 150 ***21,900**	6150 **13,250**	7100 **15,250**	4300 **9,250**	6400 **14,200**	3900 **8,600**	7980 **26'1"**
3000 mm **10'0"**	kg **lb**			*14 850 ***32,100**	8700 **18,800**	9850 **21,150**	5800 **12,450**	6950 **14,900**	4150 **8,950**	5850 **12,950**	3500 **7,750**	8340 **27'4"**
1500 mm **5'0"**	kg **lb**			15 050 **32,250**	8050 **17,400**	9450 **20,350**	5450 **11,750**	6750 **14,550**	4000 **8,600**	5700 **12,500**	3400 **7,450**	8420 **27'7"**
0 mm **0'0"**	kg **lb**			*14 000 ***30,450**	7850 **16,850**	9250 **19,850**	5250 **11,350**	6650 **14,250**	3900 **8,350**	5800 **12,800**	3450 **7,550**	8230 **26'11"**
–1500 mm **–5'0"**	kg **lb**			*11 750 ***25,600**	7850 **16,850**	9150 **19,700**	5200 **11,200**	6600 **14,250**	3900 **8,350**	6350 ***14,000**	3750 **8,250**	7730 **25'3"**
–3000 mm **–10'0"**	kg **lb**					*6750 ***14,300**	5300 **11,400**			*5900 ***13,350**	4750 **10,800**	6520 **20'10"**

* **ISO 10567:2007**

* Indicates that the load is limited by hydraulic lifting capacity rather than tipping load. The above loads are in compliance with hydraulic excavator lift capacity standard ISO 10567:2007. They do not exceed 87% of hydraulic lifting capacity or 75% of tipping load. Weight of all lifting accessories must be deducted from the above lifting capacities. Lifting capacities are based on the machine standing on a firm, uniform supporting surface. The use of a work tool attachment point to handle/lift objects, could affect the machine lift performance.

Lift capacity stays with ±5% for all available track shoes.

Always refer to the appropriate Operation and Maintenance Manual for specific product information.

Max Length of VAB.

326 Hydraulic Excavator Specifications

Variable Angle Boom Lift Capacities – Counterweight: 4600 kg (10,140 lb) – without Bucket, Heavy Lift: On

Long Narrow Undercarriage

2.5 m (8'2")

R2.5CB1

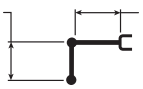

2.8 m (9'2") Stub +
3.3 m (10'10") Fore

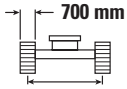

700 mm (28") Triple Grouser Track Shoes

2390 mm (7'10")

3830 mm (12'7")

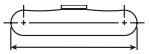

4640 mm (15'3")

		3000 mm/10'0"		4500 mm/15'0"		6000 mm/20'0"		7500 mm/25'0"				
												mm ft/in
9000 mm 30'0"	kg lb									*9650 *21,950	*9650 *21,950	4250 13'0"
7500 mm 25'0"	kg lb			*9950 *22,050	*9950 *22,050	*8800	6550			*8100 *18,000	6250 14,150	6170 19'10"
6000 mm 20'0"	kg lb	*9000 *19,650	*9000 *19,650	*10 300 *22,500	*10 300 22,300	*9550 *20,700	6500 13,950			*7600 *16,750	4650 10,400	7290 23'8"
4500 mm 15'0"	kg lb			*13 350 *28,800	9700 20,900	*10 150 *21,900	6250 13,400	7200 15,450	4350 9,350	6500 14,350	3950 8,700	7980 26'1"
3000 mm 10'0"	kg lb			*14 850 *32,100	8800 19,000	9950 21,400	5850 12,650	7050 15,100	4200 9,050	5950 13,100	3550 7,850	8340 27'4"
1500 mm 5'0"	kg lb			*15 200 32,650	8150 17,600	9600 20,600	5550 11,900	6850 14,700	4050 8,700	5750 12,700	3450 7,550	8420 27'7"
0 mm 0'0"	kg lb			*14 000 *30,450	7950 17,100	9350 20,100	5350 11,500	6700 14,450	3950 8,500	5900 13,000	3500 7,650	8230 26'11"
–1500 mm –5'0"	kg lb			*11 750 *25,600	7950 17,050	9300 19,950	5300 11,350	6700 14,450	3950 8,500	*6400 *14,000	3800 8,350	7730 25'3"
–3000 mm –10'0"	kg lb					*6750 *14,300	5350 11,550			*5900 *13,350	4800 10,950	6520 20'10"

* ISO 10567:2007

* Indicates that the load is limited by hydraulic lifting capacity rather than tipping load. The above loads are in compliance with hydraulic excavator lift capacity standard ISO 10567:2007. They do not exceed 87% of hydraulic lifting capacity or 75% of tipping load. Weight of all lifting accessories must be deducted from the above lifting capacities. Lifting capacities are based on the machine standing on a firm, uniform supporting surface. The use of a work tool attachment point to handle/lift objects, could affect the machine lift performance.

Lift capacity stays with ±5% for all available track shoes.

Always refer to the appropriate Operation and Maintenance Manual for specific product information.

Max Length of VAB.

Variable Angle Boom Lift Capacities – Counterweight: 4600 kg (10,140 lb) – without Bucket, Heavy Lift: On

Long Narrow Undercarriage

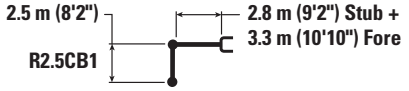

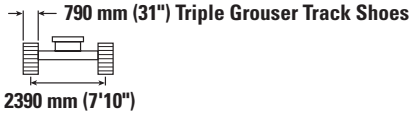

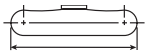

		3000 mm/10'0"		4500 mm/15'0"		6000 mm/20'0"		7500 mm/25'0"				
												mm ft/in
9000 mm 30'0"	kg lb									*9650 *21,950	*9650 *21,950	4250 13'0"
7500 mm 25'0"	kg lb			*9950 *22,050	*9950 *22,050	*8800	6600			*8100 *18,000	6300 14,300	6170 19'10"
6000 mm 20'0"	kg lb	*9000 *19,650	*9000 *19,650	*10 300 *22,500	*10 300 *22,500	*9550 *20,700	6550 14,100			*7600 *16,750	4700 10,500	7290 23'8"
4500 mm 15'0"	kg lb			*13 350 *28,800	9800 21,100	*10 150 *21,900	6300 13,550	7300 15,650	4400 9,500	6550 14,550	4000 8,800	7980 26'1"
3000 mm 10'0"	kg lb			*14 850 *32,100	8900 19,250	10 050 21,650	5950 12,750	7100 15,300	4250 9,150	6000 13,250	3600 7,950	8340 27'4"
1500 mm 5'0"	kg lb			*15 200 *32,950	8250 17,850	9700 20,850	5600 12,050	6950 14,900	4100 8,850	5850 12,850	3450 7,650	8420 27'7"
0 mm 0'0"	kg lb			*14 000 *30,450	8050 17,300	9450 20,350	5400 11,600	6800 14,650	4000 8,600	6000 13,150	3550 7,750	8230 26'11"
–1500 mm –5'0"	kg lb			*11 750 *25,600	8050 17,250	*9400 20,200	5350 11,500	6800 *14,550	4000 8,600	*6400 *14,000	3850 8,450	7730 25'3"
–3000 mm –10'0"	kg lb					*6750 *14,300	5450 11,700			*5900 *13,350	4900 11,100	6520 20'10"

* ISO 10567:2007

* Indicates that the load is limited by hydraulic lifting capacity rather than tipping load. The above loads are in compliance with hydraulic excavator lift capacity standard ISO 10567:2007. They do not exceed 87% of hydraulic lifting capacity or 75% of tipping load. Weight of all lifting accessories must be deducted from the above lifting capacities. Lifting capacities are based on the machine standing on a firm, uniform supporting surface. The use of a work tool attachment point to handle/lift objects, could affect the machine lift performance.

Lift capacity stays with ±5% for all available track shoes.

Always refer to the appropriate Operation and Maintenance Manual for specific product information.

Max Length of VAB.

326 Hydraulic Excavator Specifications

Variable Angle Boom Lift Capacities – Counterweight: 4600 kg (10,140 lb) – without Bucket, Heavy Lift: On

Long Narrow Undercarriage

2.95 m (9'8")

R2.95CB1

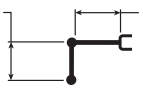

2.8 m (9'2") Stub +
3.3 m (10'10") Fore

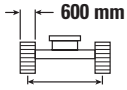

600 mm (24") Triple Grouser Track Shoes

2390 mm (7'10")

3830 mm (12'7")

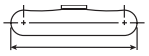

4640 mm (15'3")

		3000 mm/10'0"		4500 mm/15'0"		6000 mm/20'0"		7500 mm/25'0"				
												mm ft/in
9000 mm 30'0"	kg lb			*8000 *16,850	*8000 *16,850					*6850 *15,400	*6850 *15,400	5040 15'9"
7500 mm 25'0"	kg lb			*7850 *17,400	*7850 *17,400	*7600 *16,200	6650 14,150			*5900 *13,100	5400 12,200	6730 21'8"
6000 mm 20'0"	kg lb			*8050 *17,650	*8050 *17,650	*8400 *18,300	6550 14,050	*6750 *13,400	4450 9,550	*5600 *12,350	4200 9,300	7770 25'3"
4500 mm 15'0"	kg lb	*18 400 *33,850	*18 400 *33,850	*11 750 *24,800	9800 21,150	*9750 *21,000	6250 13,450	7200 15,400	4400 9,400	*5550 *12,200	3600 7,900	8420 27'6"
3000 mm 10'0"	kg lb			*14 450 *31,150	8950 19,250	9950 21,350	5850 12,650	7000 15,000	4200 9,000	5450 12,000	3250 7,200	8770 28'8"
1500 mm 5'0"	kg lb			15 200 32,600	8200 17,650	9500 20,450	5500 11,850	6750 14,550	4000 8,600	5300 11,650	3150 6,900	8840 28'11"
0 mm 0'0"	kg lb			*14 550 *31,600	7850 16,900	9250 19,850	5250 11,350	6600 14,250	3900 8,350	5400 11,850	3200 7,000	8650 28'4"
–1500 mm –5'0"	kg lb	*9550 *21,750	*9550 *21,750	*12 650 *27,500	7750 16,700	9100 19,600	5150 11,100	6550 14,100	3850 8,250	5800 12,850	3400 7,550	8190 26'9"
–3000 mm –10'0"	kg lb			*9700 *20,900	7850 16,950	*7700 *16,400	5200 11,200			*5250 *11,400	4000 8,800	7390 24'1"

* ISO 10567:2007

* Indicates that the load is limited by hydraulic lifting capacity rather than tipping load. The above loads are in compliance with hydraulic excavator lift capacity standard ISO 10567:2007. They do not exceed 87% of hydraulic lifting capacity or 75% of tipping load. Weight of all lifting accessories must be deducted from the above lifting capacities. Lifting capacities are based on the machine standing on a firm, uniform supporting surface. The use of a work tool attachment point to handle/lift objects, could affect the machine lift performance.

Lift capacity stays with ±5% for all available track shoes.

Always refer to the appropriate Operation and Maintenance Manual for specific product information.

Max Length of VAB.

Variable Angle Boom Lift Capacities – Counterweight: 4600 kg (10,140 lb) – without Bucket, Heavy Lift: On

Long Narrow Undercarriage

2.95 m (9'8")

R2.95CB1

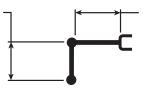

2.8 m (9'2") Stub +
3.3 m (10'10") Fore

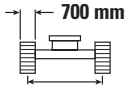

700 mm (28") Triple Grouser Track Shoes

2390 mm (7'10")

3830 mm (12'7")

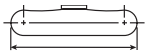

4640 mm (15'3")

		3000 mm/10'0"		4500 mm/15'0"		6000 mm/20'0"		7500 mm/25'0"				
												mm ft/in
9000 mm 30'0"	kg lb			*8000 *16,850	*8000 *16,850					*6850 *15,400	*6850 *15,400	5040 15'9"
7500 mm 25'0"	kg lb			*7850 *17,400	*7850 *17,400	*7600 *16,200	6700 14,300			*5900 *13,100	5450 12,350	6730 21'8"
6000 mm 20'0"	kg lb			*8050 *17,650	*8050 *17,650	*8400 *18,300	6600 14,200	*6750 *13,400	4550 9,650	*5600 *12,350	4250 9,450	7770 25'3"
4500 mm 15'0"	kg lb	*18 400 *33,850	*18 400 *33,850	*11 750 *24,800	9900 21,350	*9750 *21,000	6300 13,600	7250 15,600	4450 9,500	*5550 *12,200	3650 8,000	8420 27'6"
3000 mm 10'0"	kg lb			*14 450 *31,150	9050 19,500	10 050 21,600	5950 12,800	7050 15,200	4250 9,150	5500 12,150	3300 7,300	8770 28'8"
1500 mm 5'0"	kg lb			*15 250 33,000	8300 17,900	9650 20,700	5600 12,000	6850 14,750	4050 8,750	5350 11,800	3200 7,000	8840 28'11"
0 mm 0'0"	kg lb			*14 550 *31,600	7950 17,100	9350 20,100	5350 11,500	6700 14,450	3950 8,450	5450 12,000	3250 7,100	8650 28'4"
–1500 mm –5'0"	kg lb	*9550 *21,750	*9550 *21,750	*12 650 *27,500	7850 16,950	9250 19,850	5250 11,250	6650 14,300	3900 8,350	5900 13,000	3450 7,650	8190 26'9"
–3000 mm –10'0"	kg lb			*9700 *20,900	8000 17,150	*7700 *16,400	5300 11,350			*5250 *11,400	4050 8,950	7390 24'1"

* ISO 10567:2007

* Indicates that the load is limited by hydraulic lifting capacity rather than tipping load. The above loads are in compliance with hydraulic excavator lift capacity standard ISO 10567:2007. They do not exceed 87% of hydraulic lifting capacity or 75% of tipping load. Weight of all lifting accessories must be deducted from the above lifting capacities. Lifting capacities are based on the machine standing on a firm, uniform supporting surface. The use of a work tool attachment point to handle/lift objects, could affect the machine lift performance.

Lift capacity stays with ±5% for all available track shoes.

Always refer to the appropriate Operation and Maintenance Manual for specific product information.

Max Length of VAB.

Variable Angle Boom Lift Capacities – Counterweight: 4600 kg (10,140 lb) – without Bucket, Heavy Lift: On

Long Narrow Undercarriage

2.95 m (9'8")

R2.95CB1

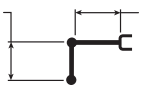

2.8 m (9'2") Stub +
3.3 m (10'10") Fore

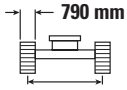

790 mm (31") Triple Grouser Track Shoes

2390 mm (7'10")

3830 mm (12'7")

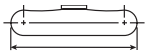

4640 mm (15'3")

		3000 mm/10'0"		4500 mm/15'0"		6000 mm/20'0"		7500 mm/25'0"				
												mm ft/in
9000 mm **30'0"**	kg **lb**			*8000 ***16,850**	*8000 ***16,850**					*6850 ***15,400**	*6850 ***15,400**	5040 **15'9"**
7500 mm **25'0"**	kg **lb**			*7850 ***17,400**	*7850 ***17,400**	*7600 ***16,200**	6750 **14,450**			*5900 ***13,100**	5500 **12,450**	6730 **21'8"**
6000 mm **20'0"**	kg **lb**			*8050 ***17,650**	*8050 ***17,650**	*8400 ***18,300**	6700 **14,350**	*6750 ***13,400**	4600 **9,750**	*5600 ***12,350**	4300 **9,550**	7770 **25'3"**
4500 mm **15'0"**	kg **lb**	*18 400 ***33,850**	*18 400 ***33,850**	*11 750 ***24,800**	10 000 **21,550**	*9750 ***21,000**	6400 **13,750**	7350 **15,800**	4500 **9,600**	*5550 ***12,200**	3650 **8,100**	8420 **27'6"**
3000 mm **10'0"**	kg **lb**			*14 450 ***31,150**	9150 **19,700**	10 150 **21,850**	6000 **12,950**	7150 **15,350**	4300 **9,250**	5600 **12,300**	3350 **7,350**	8770 **28'8"**
1500 mm **5'0"**	kg **lb**			*15 250 ***33,000**	8400 **18,100**	9750 **20,950**	5650 **12,150**	6950 **14,950**	4100 **8,850**	5450 **11,950**	3250 **7,100**	8840 **28'11"**
0 mm **0'0"**	kg **lb**			*14 550 ***31,600**	8050 **17,300**	9450 **20,350**	5400 **11,650**	6800 **14,600**	4000 **8,550**	5550 **12,200**	3250 **7,200**	8650 **28'4"**
–1500 mm **–5'0"**	kg **lb**	*9550 ***21,750**	*9550 ***21,750**	*12 650 ***27,500**	7950 **17,150**	9350 **20,100**	5300 **11,400**	6750 **14,500**	3950 **8,450**	6000 **13,150**	3500 **7,750**	8190 **26'9"**
–3000 mm **–10'0"**	kg **lb**			*9700 ***20,900**	8050 **17,350**	*7700 ***16,400**	5350 **11,500**			*5250 ***11,400**	4100 **9,050**	7390 **24'1"**

* **ISO 10567:2007**

* Indicates that the load is limited by hydraulic lifting capacity rather than tipping load. The above loads are in compliance with hydraulic excavator lift capacity standard ISO 10567:2007. They do not exceed 87% of hydraulic lifting capacity or 75% of tipping load. Weight of all lifting accessories must be deducted from the above lifting capacities. Lifting capacities are based on the machine standing on a firm, uniform supporting surface. The use of a work tool attachment point to handle/lift objects, could affect the machine lift performance.

Lift capacity stays with ±5% for all available track shoes.

Always refer to the appropriate Operation and Maintenance Manual for specific product information.

Max Length of VAB.

SLR Boom Lift Capacities – Counterweight: 7400 kg (16,310 lb) – without Bucket, Heavy Lift: Off

Long Narrow Undercarriage

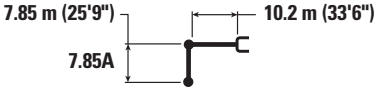

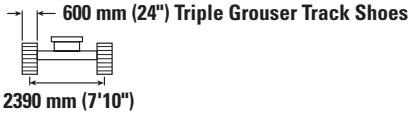

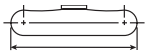

		1500 mm/5'0"		3000 mm/10'0"		4500 mm/15'0"		6000 mm/20'0"		7500 mm/25'0"		9000 mm/30'0"				mm ft/in
12 000 mm 40'0"	kg lb													*1300 *2,850	*1300 *2,850	13 940 45'3"
10 500 mm 35'0"	kg lb													*1250 *2,700	*1250 *2,700	14 930 48'7"
9000 mm 30'0"	kg lb													*1200 *2,650	*1200 *2,650	15 720 51'4"
7500 mm 25'0"	kg lb													*1200 *2,650	*1200 *2,650	16 330 53'5"
6000 mm 20'0"	kg lb													*1200 *2,650	*1200 *2,650	16 780 54'11"
4500 mm 15'0"	kg lb													*1250 *2,700	*1250 *2,700	17 090 56'0"
3000 mm 10'0"	kg lb			*4800	*4800							*3150 *6,850	*3150 *6,850	*1300 *2,800	1250 2,700	17 260 56'7"
1500 mm 5'0"	kg lb			*1500 *3,500	*1500 *3,500	*5400 *12,750	*5400 *12,750	*5700 *12,200	*5700 *12,200	*4400 *9,450	*4400 *9,450	*3650 *7,850	*3650 *7,850	*1350 *2,900	1200 2,550	17 300 56'8"
0 mm 0'0"	kg lb			*1600 *3,600	*1600 *3,600	*3600 *8,250	*3600 *8,250	*6600 *14,250	5650 12,200	*5000 *10,800	4300 9,250	*4050 *8,750	3400 7,250	*1400 *3,050	1150 2,500	17 200 56'5"
–1500 mm –5'0"	kg lb	*1550 *3,400	*1550 *3,400	*2050 *4,600	*2050 *4,600	*3450 *7,850	*3450 *7,850	*6500 *14,950	5150 11,150	*5500 *11,900	3950 8,450	*4450 *9,600	3100 6,700	*1500 *3,300	1150 2,500	16 970 55'7"
–3000 mm –10'0"	kg lb	*2150 *4,750	*2150 *4,750	*2650 *5,900	*2650 *5,900	*3800 *8,550	*3800 *8,550	*6200 *14,100	4900 10,550	*5900 *12,700	3700 7,950	*4750 *10,250	2900 6,250	*1650 *3,550	1150 2,550	16 610 54'5"
–4500 mm –15'0"	kg lb	*2750 *6,100	*2750 *6,100	*3250 *7,300	*3250 *7,300	*4350 *9,800	*4350 *9,800	*6500 *14,750	4800 10,300	*6100 *13,200	3550 7,650	*4950 *10,700	2800 6,000	*1800 *3,950	1250 2,700	16 090 52'8"
–6000 mm –20'0"	kg lb	*3350 *7,500	*3350 *7,500	*3950 *8,800	*3950 *8,800	*5050 *11,400	*5050 *11,400	*7150 *16,250	4750 10,250	*6200 *13,400	3500 7,550	5000 10,700	2750 5,900	*2050 *4,500	1300 2,900	15 410 50'4"
–7500 mm –25'0"	kg lb	*4050 *9,000	*4050 *9,000	*4700 *10,550	*4700 *10,550	*5900 *13,300	*5900 *13,300	*7800 *16,850	4800 10,400	*6150 *13,300	3500 7,550	5000 10,750	2750 5,900	*2350 *5,250	1450 3,200	14 540 47'5"
–9000 mm –30'0"	kg lb	*4750 *10,650	*4750 *10,650	*5550 *12,450	*5550 *12,450	*6900 *15,650	*6900 *15,650	*7450 *16,100	4950 10,650	*5950 *12,850	3600 7,750	*4900 *10,550	2800 6,000	*2900 *6,450	1650 3,700	13 450 43'8"
–10 500 mm –35'0"	kg lb	*5550 *12,450	*5550 *12,450	*6500 *14,700	*6500 *14,700	*8200 *18,600	7950 17,200	*6900 *14,800	5150 11,150	*5550 *11,900	3750 8,100	*4600 *9,800	2900 6,300	*3150 *6,900	2000 4,550	12 080 39'0"
–12 000 mm –40'0"	kg lb			*7650 *17,350	*7650 *17,350	*7700 *16,300	*7700 *16,300	*6000 *12,750	5450 11,850	*4850 *10,250	4000 8,650	*3950 *8,300	3100 6,800	*3300 *7,250	2650 6,050	10 300 32'10"

* ISO 10567:2007

* Indicates that the load is limited by hydraulic lifting capacity rather than tipping load. The above loads are in compliance with hydraulic excavator lift capacity standard ISO 10567:2007. They do not exceed 87% of hydraulic lifting capacity or 75% of tipping load. Weight of all lifting accessories must be deducted from the above lifting capacities. Lifting capacities are based on the machine standing on a firm, uniform supporting surface. The use of a work tool attachment point to handle/lift objects, could affect the machine lift performance.

Lift capacity stays with ±5% for all available track shoes.

Always refer to the appropriate Operation and Maintenance Manual for specific product information.

(continued on next page)

SLR Boom Lift Capacities – Counterweight: 7400 kg (16,310 lb) – without Bucket, Heavy Lift: Off *(continued)*

Long Narrow Undercarriage

7.85 m (25'9") 10.2 m (33'6") 7.85A

600 mm (24") Triple Grouser Track Shoes 2390 mm (7'10")

3830 mm (12'7") 4640 mm (15'3")

		10 500 mm/35'0"		12 000 mm/40'0"		13 500 mm/45'0"		15 000 mm/50'0"		16 500 mm/55'0"				
														mm ft/in
12 000 mm 40'0"	kg lb					*1750 *3,050	*1750 *3,050					*1300 *2,850	*1300 *2,850	13 940 45'3"
10 500 mm 35'0"	kg lb					*1900 *4,150	*1900 *4,150					*1250 *2,700	*1250 *2,700	14 930 48'7"
9000 mm 30'0"	kg lb					*1900 *4,200	*1900 *4,200	*1950 *3,700	1950 *3,700			*1200 *2,650	*1200 *2,650	15 720 51'4"
7500 mm 25'0"	kg lb					*2000 *4,300	*2000 *4,300	*2000 *4,350	1900 4,000			*1200 *2,650	*1200 *2,650	16 330 53'5"
6000 mm 20'0"	kg lb			*4,650	*4,650	*2100 *4,550	*2100 *4,550	*2050 *4,500	1850 3,900	*1600	1450	*1200 *2,650	*1200 *2,650	16 780 54'11"
4500 mm 15'0"	kg lb			*2350 *5,100	*2350 *5,100	*2250 *4,850	2200 4,700	*2150 *4,700	1750 3,750	*2000 *3,700	1400 3,000	*1250 *2,700	*1250 *2,700	17 090 56'0"
3000 mm 10'0"	kg lb	*2800 *6,100	*2800 *6,100	*2550 *5,550	2550 5,500	*2400 *5,200	2100 4,400	*2250 *4,950	1700 3,600	*2200 *4,350	1350 2,900	*1300 *2,800	1250 2,700	17 260 56'7"
1500 mm 5'0"	kg lb	*3150 *6,800	2950 6,350	*2800 *6,050	2400 5,100	*2550 *5,550	1950 4,150	*2400 *5,200	1600 3,400	*2300 *4,700	1300 2,750	*1350 *2,900	1200 2,550	17 300 56'8"
0 mm 0'0"	kg lb	*3450 *7,450	2700 5,850	*3050 *6,550	2200 4,750	*2750 *5,950	1850 3,900	*2550 *5,500	1500 3,200	2300 *4,700	1250 2,650	*1400 *3,050	1150 2,500	17 200 56'5"
–1500 mm –5'0"	kg lb	*3750 *8,100	2550 5,400	*3250 *7,050	2100 4,450	*2900 *6,300	1750 3,700	2600 5,550	1450 3,050	2250 *4,150	1200 2,550	*1500 *3,300	1150 2,500	16 970 55'7"
–3000 mm –10'0"	kg lb	*3950 *8,600	2400 5,100	*3450 *7,450	1950 4,200	2950 6,350	1650 3,500	2550 5,450	1400 2,950	*1850	1200	*1650 *3,550	1150 2,550	16 610 54'5"
–4500 mm –15'0"	kg lb	4100 8,800	2300 4,900	3400 7,350	1900 4,050	2900 6,250	1600 3,400	2500 5,350	1350 2,900			*1800 *3,950	1250 2,700	16 090 52'8"
–6000 mm –20'0"	kg lb	4050 8,700	2250 4,750	3350 7,250	1850 3,950	2900 6,200	1550 3,350	2500 *5,150	1350 2,900			*2050 *4,500	1300 2,900	15 410 50'4"
–7500 mm –25'0"	kg lb	4050 8,700	2200 4,750	3350 7,250	1850 4,000	2900 6,250	1600 3,400					*2350 *5,250	1450 3,200	14 540 47'5"
–9000 mm –30'0"	kg lb	4100 8,800	2250 4,900	3450 7,400	1900 4,100							*2900 *6,450	1650 3,700	13 450 43'8"
–10 500 mm –35'0"	kg lb	*3850 *8,150	2400 5,150	*3150	2050							*3150 *6,900	2000 4,550	12 080 39'0"
–12 000 mm –40'0"	kg lb											*3300 *7,250	2650 6,050	10 300 32'10"

* ISO 10567:2007

* Indicates that the load is limited by hydraulic lifting capacity rather than tipping load. The above loads are in compliance with hydraulic excavator lift capacity standard ISO 10567:2007. They do not exceed 87% of hydraulic lifting capacity or 75% of tipping load. Weight of all lifting accessories must be deducted from the above lifting capacities. Lifting capacities are based on the machine standing on a firm, uniform supporting surface. The use of a work tool attachment point to handle/lift objects, could affect the machine lift performance.

Lift capacity stays with ±5% for all available track shoes.

Always refer to the appropriate Operation and Maintenance Manual for specific product information.

SLR Boom Lift Capacities – Counterweight: 7400 kg (16,310 lb) – without Bucket, Heavy Lift: Off

Long Narrow Undercarriage

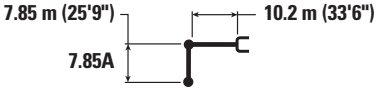

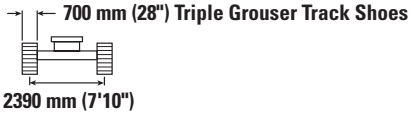

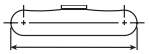

		1500 mm/5'0"		3000 mm/10'0"		4500 mm/15'0"		6000 mm/20'0"		7500 mm/25'0"		9000 mm/30'0"				mm ft/in
12 000 mm 40'0"	kg lb													*1300 *2,850	*1300 *2,850	13 940 45'3"
10 500 mm 35'0"	kg lb													*1250 *2,700	*1250 *2,700	14 930 48'7"
9000 mm 30'0"	kg lb													*1200 *2,650	*1200 *2,650	15 720 51'4"
7500 mm 25'0"	kg lb													*1200 *2,650	*1200 *2,650	16 330 53'5"
6000 mm 20'0"	kg lb													*1200 *2,650	*1200 *2,650	16 780 54'11"
4500 mm 15'0"	kg lb													*1250 *2,700	*1250 *2,700	17 090 56'0"
3000 mm 10'0"	kg lb			*4800	*4800							*3150 *6,850	*3150 *6,850	*1300 *2,800	1250 2,750	17 260 56'7"
1500 mm 5'0"	kg lb			*1500 *3,500	*1500 *3,500	*5400 *12,750	*5400 *12,750	*5700 *12,200	*5700 *12,200	*4400 *9,450	*4400 *9,450	*3650 *7,850	*3650 *7,850	*1350 *2,900	1200 2,600	17 300 56'8"
0 mm 0'0"	kg lb			*1600 *3,600	*1600 *3,600	*3600 *8,250	*3600 *8,250	*6600 *14,250	5700 12,350	*5000 *10,800	4350 9,350	*4050 *8,750	3400 7,350	*1400 *3,050	1200 2,550	17 200 56'5"
–1500 mm –5'0"	kg lb	*1550 *3,400	*1550 *3,400	*2050 *4,600	*2050 *4,600	*3450 *7,850	*3450 *7,850	*6500 *14,950	5250 11,300	*5500 *11,900	4000 8,550	*4450 *9,600	3150 6,800	*1500 *3,300	1150 2,550	16 970 55'7"
–3000 mm –10'0"	kg lb	*2150 *4,750	*2150 *4,750	*2650 *5,900	*2650 *5,900	*3800 *8,550	*3800 *8,550	*6200 *14,100	4950 10,700	*5900 *12,700	3750 8,050	*4750 *10,250	2950 6,350	*1650 *3,550	1200 2,600	16 610 54'5"
–4500 mm –15'0"	kg lb	*2750 *6,100	*2750 *6,100	*3250 *7,300	*3250 *7,300	*4350 *9,800	*4350 *9,800	*6500 *14,750	4850 10,450	*6100 *13,200	3600 7,750	*4950 *10,700	2850 6,100	*1800 *3,950	1250 2,750	16 090 52'8"
–6000 mm –20'0"	kg lb	*3350 *7,500	*3350 *7,500	*3950 *8,800	*3950 *8,800	*5050 *11,400	*5050 *11,400	*7150 *16,250	4850 10,400	*6200 *13,400	3550 7,650	*5050 10,850	2800 6,000	*2050 *4,500	1350 2,950	15 410 50'4"
–7500 mm –25'0"	kg lb	*4050 *9,000	*4050 *9,000	*4700 *10,550	*4700 *10,550	*5900 *13,300	*5900 *13,300	*7800 *16,850	4900 10,550	*6150 *13,300	3550 7,700	*5050 10,900	2800 6,000	*2350 *5,250	1500 3,250	14 540 47'5"
–9000 mm –30'0"	kg lb	*4750 *10,650	*4750 *10,650	*5550 *12,450	*5550 *12,450	*6900 *15,650	*6900 *15,650	*7450 *16,100	5000 10,850	*5950 *12,850	3650 7,850	*4900 *10,550	2850 6,100	*2900 *6,450	1700 3,750	13 450 43'8"
–10 500 mm –35'0"	kg lb	*5550 *12,450	*5550 *12,450	*6500 *14,700	*6500 *14,700	*8200 *18,600	8050 17,400	*6900 *14,800	5250 11,300	*5550 *11,900	3800 8,200	*4600 *9,800	2950 6,400	*3150 *6,900	2050 4,600	12 080 39'0"
–12 000 mm –40'0"	kg lb			*7650 *17,350	*7650 *17,350	*7700 *16,300	*7700 *16,300	*6000 *12,750	5550 12,000	*4850 *10,250	4050 8,750	*3950 *8,300	3150 6,850	*3300 *7,250	2700 6,150	10 300 32'10"

* ISO 10567:2007

* Indicates that the load is limited by hydraulic lifting capacity rather than tipping load. The above loads are in compliance with hydraulic excavator lift capacity standard ISO 10567:2007. They do not exceed 87% of hydraulic lifting capacity or 75% of tipping load. Weight of all lifting accessories must be deducted from the above lifting capacities. Lifting capacities are based on the machine standing on a firm, uniform supporting surface. The use of a work tool attachment point to handle/lift objects, could affect the machine lift performance.

Lift capacity stays with ±5% for all available track shoes.

Always refer to the appropriate Operation and Maintenance Manual for specific product information.

(continued on next page)

SLR Boom Lift Capacities – Counterweight: 7400 kg (16,310 lb) – without Bucket, Heavy Lift: Off *(continued)*

Long Narrow Undercarriage

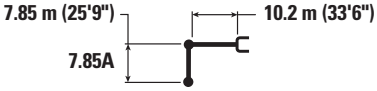

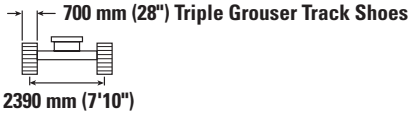

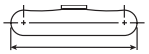

		10 500 mm/35'0"		12 000 mm/40'0"		13 500 mm/45'0"		15 000 mm/50'0"		16 500 mm/55'0"				
														mm ft/in
12 000 mm 40'0"	kg lb					*1750 *3,050	*1750 *3,050					*1300 *2,850	*1300 *2,850	13 940 45'3"
10 500 mm 35'0"	kg lb					*1900 *4,150	*1900 *4,150					*1250 *2,700	*1250 *2,700	14 930 48'7"
9000 mm 30'0"	kg lb					*1900 *4,200	*1900 *4,200	*1950 *3,700	1950 *3,700			*1200 *2,650	*1200 *2,650	15 720 51'4"
7500 mm 25'0"	kg lb					*2000 *4,300	*2000 *4,300	*2000 *4,350	1950 4,050			*1200 *2,650	*1200 *2,650	16 330 53'5"
6000 mm 20'0"	kg lb			*4,650	*4,650	*2100 *4,550	*2100 *4,550	*2050 *4,500	1850 3,950	*1600	1500	*1200 *2,650	*1200 *2,650	16 780 54'11"
4500 mm 15'0"	kg lb			*2350 *5,100	*2350 *5,100	*2250 *4,850	2200 4,750	*2150 *4,700	1800 3,800	*2000 *3,700	1450 3,050	*1250 *2,700	*1250 *2,700	17 090 56'0"
3000 mm 10'0"	kg lb	*2800 *6,100	*2800 *6,100	*2550 *5,550	*2550 5,550	*2400 *5,200	2100 4,500	*2250 *4,950	1700 3,650	*2200 *4,350	1400 2,950	*1300 *2,800	1250 2,750	17 260 56'7"
1500 mm 5'0"	kg lb	*3150 *6,800	3000 6,400	*2800 *6,050	2400 5,150	*2550 *5,550	2000 4,200	*2400 *5,200	1650 3,450	*2300 *4,700	1350 2,800	*1350 *2,900	1200 2,600	17 300 56'8"
0 mm 0'0"	kg lb	*3450 *7,450	2750 5,900	*3050 *6,550	2250 4,800	*2750 *5,950	1850 3,950	*2550 *5,500	1550 3,250	2300 *4,700	1300 2,700	*1400 *3,050	1200 2,550	17 200 56'5"
–1500 mm –5'0"	kg lb	*3750 *8,100	2550 5,500	*3250 *7,050	2100 4,500	*2900 *6,300	1750 3,750	2650 5,650	1450 3,100	2250 *4,150	1250 2,600	*1500 *3,300	1150 2,550	16 970 55'7"
–3000 mm –10'0"	kg lb	*3950 *8,600	2400 5,150	*3450 *7,450	2000 4,250	3000 6,450	1700 3,550	2600 5,500	1400 3,000	*1850	1200	*1650 *3,550	1200 2,600	16 610 54'5"
–4500 mm –15'0"	kg lb	*4150 8,900	2300 4,950	3450 7,450	1900 4,100	2950 6,300	1600 3,450	2550 5,450	1400 2,950			*1800 *3,950	1250 2,750	16 090 52'8"
–6000 mm –20'0"	kg lb	4100 8,800	2250 4,850	3400 7,350	1900 4,050	2900 6,250	1600 3,400	2550 *5,150	1400 2,950			*2050 *4,500	1350 2,950	15 410 50'4"
–7500 mm –25'0"	kg lb	4100 8,800	2250 4,850	3400 7,350	1900 4,050	2950 6,350	1600 3,450					*2350 *5,250	1500 3,250	14 540 47'5"
–9000 mm –30'0"	kg lb	*4150 *8,850	2300 4,950	3500 7,500	1950 4,150							*2900 *6,450	1700 3,750	13 450 43'8"
–10 500 mm –35'0"	kg lb	*3850 *8,150	2400 5,250	*3150	2050							*3150 *6,900	2050 4,600	12 080 39'0"
–12 000 mm –40'0"	kg lb											*3300 *7,250	2700 6,150	10 300 32'10"

* ISO 10567:2007

* Indicates that the load is limited by hydraulic lifting capacity rather than tipping load. The above loads are in compliance with hydraulic excavator lift capacity standard ISO 10567:2007. They do not exceed 87% of hydraulic lifting capacity or 75% of tipping load. Weight of all lifting accessories must be deducted from the above lifting capacities. Lifting capacities are based on the machine standing on a firm, uniform supporting surface. The use of a work tool attachment point to handle/lift objects, could affect the machine lift performance.

Lift capacity stays with ±5% for all available track shoes.

Always refer to the appropriate Operation and Maintenance Manual for specific product information.

SLR Boom Lift Capacities – Counterweight: 7400 kg (16,310 lb) – without Bucket, Heavy Lift: Off

Long Narrow Undercarriage

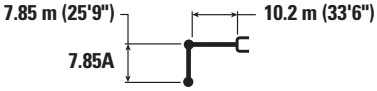

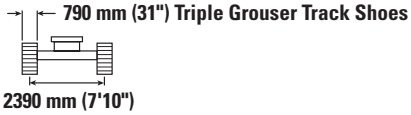

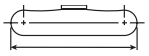

		1500 mm/5'0"		3000 mm/10'0"		4500 mm/15'0"		6000 mm/20'0"		7500 mm/25'0"		9000 mm/30'0"				
																mm ft/in
12 000 mm 40'0"	kg lb													*1300 *2,850	*1300 *2,850	13 940 45'3"
10 500 mm 35'0"	kg lb													*1250 *2,700	*1250 *2,700	14 930 48'7"
9000 mm 30'0"	kg lb													*1200 *2,650	*1200 *2,650	15 720 51'4"
7500 mm 25'0"	kg lb													*1200 *2,650	*1200 *2,650	16 330 53'5"
6000 mm 20'0"	kg lb													*1200 *2,650	*1200 *2,650	16 780 54'11"
4500 mm 15'0"	kg lb													*1250 *2,700	*1250 *2,700	17 090 56'0"
3000 mm 10'0"	kg lb			*4800	*4800							*3150 *6,850	*3150 *6,850	*1300 *2,800	1250 2,750	17 260 56'7"
1500 mm 5'0"	kg lb			*1500 *3,500	*1500 *3,500	*5400 *12,750	*5400 *12,750	*5700 *12,200	*5700 *12,200	*4400 *9,450	*4400 *9,450	*3650 *7,850	*3650 *7,850	*1350 *2,900	1200 2,650	17 300 56'8"
0 mm 0'0"	kg lb			*1600 *3,600	*1600 *3,600	*3600 *8,250	*3600 *8,250	*6600 *14,250	5800 12,500	*5000 *10,800	4400 9,450	*4050 *8,750	3450 7,450	*1400 *3,050	1200 2,600	17 200 56'5"
–1500 mm –5'0"	kg lb	*1550 *3,400	*1550 *3,400	*2050 *4,600	*2050 *4,600	*3450 *7,850	*3450 *7,850	*6500 *14,950	5300 11,450	*5500 *11,900	4050 8,700	*4450 *9,600	3200 6,850	*1500 *3,300	1200 2,600	16 970 55'7"
–3000 mm –10'0"	kg lb	*2150 *4,750	*2150 *4,750	*2650 *5,900	*2650 *5,900	*3800 *8,550	*3800 *8,550	*6200 *14,100	5050 10,850	*5900 *12,700	3800 8,150	*4750 *10,250	3000 6,450	*1650 *3,550	1200 2,650	16 610 54'5"
–4500 mm –15'0"	kg lb	*2750 *6,100	*2750 *6,100	*3250 *7,300	*3250 *7,300	*4350 *9,800	*4350 *9,800	*6500 *14,750	4900 10,600	*6100 *13,200	3650 7,850	*4950 *10,700	2900 6,200	*1800 *3,950	1250 2,800	16 090 52'8"
–6000 mm –20'0"	kg lb	*3350 *7,500	*3350 *7,500	*3950 *8,800	*3950 *8,800	*5050 *11,400	*5050 *11,400	*7150 *16,250	4900 10,550	*6200 *13,400	3600 7,750	*5050 *10,900	2850 6,050	*2050 *4,500	1350 3,000	15 410 50'4"
–7500 mm –25'0"	kg lb	*4050 *9,000	*4050 *9,000	*4700 *10,550	*4700 *10,550	*5900 *13,300	*5900 *13,300	*7800 *16,850	4950 10,650	*6150 *13,300	3600 7,800	*5050 *10,900	2850 6,050	*2350 *5,250	1500 3,300	14 540 47'5"
–9000 mm –30'0"	kg lb	*4750 *10,650	*4750 *10,650	*5550 *12,450	*5550 *12,450	*6900 *15,650	*6900 *15,650	*7450 *16,100	5100 10,950	*5950 *12,850	3700 8,000	*4900 *10,550	2900 6,200	*2900 *6,450	1700 3,800	13 450 43'8"
–10 500 mm –35'0"	kg lb	*5550 *12,450	*5550 *12,450	*6500 *14,700	*6500 *14,700	*8200 *18,600	8150 17,600	*6900 *14,800	5300 11,450	*5550 *11,900	3850 8,300	*4600 *9,800	3000 6,500	*3150 *6,900	2100 4,650	12 080 39'0"
–12 000 mm –40'0"	kg lb			*7650 *17,350	*7650 *17,350	*7700 *16,300	*7700 *16,300	*6000 *12,750	5600 12,150	*4850 *10,250	4100 8,850	*3950 *8,300	3200 6,950	*3300 *7,250	2700 6,250	10 300 32'10"

* ISO 10567:2007

* Indicates that the load is limited by hydraulic lifting capacity rather than tipping load. The above loads are in compliance with hydraulic excavator lift capacity standard ISO 10567:2007. They do not exceed 87% of hydraulic lifting capacity or 75% of tipping load. Weight of all lifting accessories must be deducted from the above lifting capacities. Lifting capacities are based on the machine standing on a firm, uniform supporting surface. The use of a work tool attachment point to handle/lift objects, could affect the machine lift performance.

Lift capacity stays with ±5% for all available track shoes.

Always refer to the appropriate Operation and Maintenance Manual for specific product information.

(continued on next page)

SLR Boom Lift Capacities – Counterweight: 7400 kg (16,310 lb) – without Bucket, Heavy Lift: Off *(continued)*

Long Narrow Undercarriage

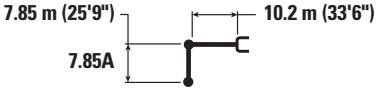

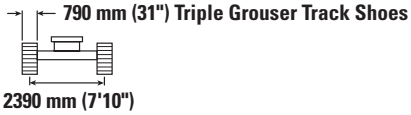

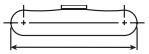

		10 500 mm/35'0"		12 000 mm/40'0"		13 500 mm/45'0"		15 000 mm/50'0"		16 500 mm/55'0"				
														mm ft/in
12 000 mm 40'0"	kg lb					*1750 *3,050	*1750 *3,050					*1300 *2,850	*1300 *2,850	13 940 45'3"
10 500 mm 35'0"	kg lb					*1900 *4,150	*1900 *4,150					*1250 *2,700	*1250 *2,700	14 930 48'7"
9000 mm 30'0"	kg lb					*1900 *4,200	*1900 *4,200	*1950 *3,700	*1950 *3,700			*1200 *2,650	*1200 *2,650	15 720 51'4"
7500 mm 25'0"	kg lb					*2000 *4,300	*2000 *4,300	*2000 *4,350	1950 4,100			*1200 *2,650	*1200 *2,650	16 330 53'5"
6000 mm 20'0"	kg lb			*4,650	*4,650	*2100 *4,550	*2100 *4,550	*2050 *4,500	1900 4,000	*1600	1500	*1200 *2,650	*1200 *2,650	16 780 54'11"
4500 mm 15'0"	kg lb			*2350 *5,100	*2350 *5,100	*2250 *4,850	*2250 4,800	*2150 *4,700	1800 3,850	*2000 *3,700	1450 3,100	*1250 *2,700	*1250 *2,700	17 090 56'0"
3000 mm 10'0"	kg lb	*2800 *6,100	*2800 *6,100	*2550 *5,550	*2550 *5,550	*2400 *5,200	2150 4,550	*2250 *4,950	1750 3,700	*2200 *4,350	1400 2,950	*1300 *2,800	1250 2,750	17 260 56'7"
1500 mm 5'0"	kg lb	*3150 *6,800	3000 6,500	*2800 *6,050	2450 5,250	*2550 *5,550	2000 4,250	*2400 *5,200	1650 3,500	*2300 *4,700	1350 2,850	*1350 *2,900	1200 2,650	17 300 56'8"
0 mm 0'0"	kg lb	*3450 *7,450	2800 6,000	*3050 *6,550	2300 4,900	*2750 *5,950	1900 4,000	*2550 *5,500	1550 3,300	2350 *4,700	1300 2,750	*1400 *3,050	1200 2,600	17 200 56'5"
–1500 mm –5'0"	kg lb	*3750 *8,100	2600 5,550	*3250 *7,050	2150 4,600	*2900 *6,300	1800 3,800	*2650 5,700	1500 3,150	2300 *4,150	1250 2,650	*1500 *3,300	1200 2,600	16 970 55'7"
–3000 mm –10'0"	kg lb	*3950 *8,600	2450 5,250	*3450 *7,450	2050 4,350	*3050 6,550	1700 3,650	2600 5,600	1450 3,050	*1850	1250	*1650 *3,550	1200 2,650	16 610 54'5"
–4500 mm –15'0"	kg lb	*4150 *8,950	2350 5,050	3500 7,550	1950 4,150	3000 6,400	1650 3,500	2600 5,550	1400 3,000			*1800 *3,950	1250 2,800	16 090 52'8"
–6000 mm –20'0"	kg lb	4150 8,950	2300 4,900	3450 7,450	1900 4,100	2950 6,350	1600 3,450	2600 *5,150	1400 3,000			*2050 *4,500	1350 3,000	15 410 50'4"
–7500 mm –25'0"	kg lb	4150 8,950	2300 4,900	3450 7,450	1900 4,100	3000 6,400	1650 3,500					*2350 *5,250	1500 3,300	14 540 47'5"
–9000 mm –30'0"	kg lb	*4150 *8,850	2350 5,050	*3500 *7,500	1950 4,250							*2900 *6,450	1700 3,800	13 450 43'8"
–10 500 mm –35'0"	kg lb	*3850 *8,150	2450 5,300	*3150	2100							*3150 *6,900	2100 4,650	12 080 39'0"
–12 000 mm –40'0"	kg lb											*3300 *7,250	2700 6,250	10 300 32'10"

* ISO 10567:2007

* Indicates that the load is limited by hydraulic lifting capacity rather than tipping load. The above loads are in compliance with hydraulic excavator lift capacity standard ISO 10567:2007. They do not exceed 87% of hydraulic lifting capacity or 75% of tipping load. Weight of all lifting accessories must be deducted from the above lifting capacities. Lifting capacities are based on the machine standing on a firm, uniform supporting surface. The use of a work tool attachment point to handle/lift objects, could affect the machine lift performance.

Lift capacity stays with ±5% for all available track shoes.

Always refer to the appropriate Operation and Maintenance Manual for specific product information.

There may be local regulations and/or government regulations that govern the use of excavators for lifting heavy objects. Obey all local and government regulations.

Regional regulations may require the use of an overload warning device and boom and stick lowering control valves during object handling applications.

Contact your Cat dealer for additional information.

Bucket Specifications and Compatibility – Chile, Colombia

									Undercarriage	Long	
									Counterweight	4600 kg (10,140 lb)	7400 kg (16,310 lb)
		Width		Capacity		Weight		Fill		HD Reach	SLR
	Linkage	mm	in	m³	yd³	kg	lb	%		HD R2.95 (9'8")	SLR 7.85 (25'9")
Pin-On (No Quick Coupler)											
Heavy Duty	CB	1350	54	1.54	2.02	1142	2,518	100		⊖	
	CB	1500	60	1.76	2.30	1240	2,733	100		⊖	
Ditch Cleaning	312	1200	48	0.57	0.74	364	803	100			◇
	312	1500	60	0.74	0.97	455	1,003	100			◇
Maximum load with pin-on (payload + bucket)								kg		3966	1044
								lb		8,744	2,302

									Counterweight	4600 kg (10,140 lb)	7400 kg (16,310 lb)
		Width		Capacity		Weight		Fill		HD Reach	SLR
	Linkage	mm	in	m³	yd³	kg	lb	%		HD R2.95 (9'8")	SLR 7.85 (25'9")
Pin-On, TRS26 S70											
Heavy Duty - Grading	CB	1800	71	1.15	1.50	783	1,726	100		⦿	
	CB	2000	79	1.30	1.70	948	2,090	100		○	
Heavy Duty - Digging	CB	1500	59	1.50	1.96	1289	2,842	100		◇	
	CB	1500	59	1.50	1.96	1340	2,954	100		◇	
Maximum load with pin-on (payload + bucket)								kg		2781	
								lb		6,131	

									Counterweight	4600 kg (10,140 lb)	7400 kg (16,310 lb)
		Width		Capacity		Weight		Fill		HD Reach	SLR
	Linkage	mm	in	m³	yd³	kg	lb	%		HD R2.95 (9'8")	SLR 7.85 (25'9")
With HCS70, TRS26 HCS70											
Heavy Duty - Grading	CB	1800	71	1.15	1.50	783	1,726	100		⊖	
	CB	2000	79	1.30	1.70	948	2,090	100		○	
Heavy Duty - Digging	CB	1500	59	1.50	1.96	1289	2,842	100		X	
	CB	1500	59	1.50	1.96	1340	2,954	100		X	
Maximum load with pin-on (payload + bucket)								kg		2460	
								lb		5,423	

The above loads are in compliance with hydraulic excavator standard EN 474-5:2022/AC:2022, they do not exceed 87% of hydraulic lifting capacity or 75% of tipping capacity with front linkage fully extended at ground line with bucket curled.

Capacity based on ISO 7451:2007.

Bucket weight with General Duty tips.

Caterpillar recommends using appropriate work tools to maximize the value customers receive from our products. Use of work tools, including buckets, which are outside of Caterpillar's recommendations or specifications for weight, dimensions, flows, pressures, etc. may result in less-than-optimal performance, including but not limited to reductions in production, stability, reliability, and component durability. Improper use of a work tool resulting in sweeping, prying, twisting and/or catching of heavy loads will reduce the life of the boom and stick.

Maximum Material Density:

- ⦿ 1800 kg/m³ (3,000 lb/yd³)
- ⊖ 1500 kg/m³ (2,500 lb/yd³)
- ○ 1200 kg/m³ (2,000 lb/yd³)
- ◇ 900 kg/m³ (1,500 lb/yd³)
- X Not Recommended

Bucket Specifications and Compatibility – Europe

									Undercarriage					
									Long					
								Counterweight	4600 kg (10,140 lb)					7400 kg (16,310 lb)
		Width		Capacity		Weight		Fill	Reach		HD Reach	Variable Angle		SLR
	Linkage	mm	in	m³	yd³	kg	lb	%	R2.5 (8'2")	R2.95 (9'8")	HD R2.95 (9'8")	R2.5 (8'2")	R2.95 (9'8")	SLR 7.85 (25'9")
Pin-On (No Quick Coupler)														
General Duty	CB	750	30	0.71	0.93	733	1,616	100	●	●	●	●	●	
	CB	1050	42	1.12	1.46	874	1,927	100	●	●	●	●	●	
	CB	1200	48	1.33	1.74	938	2,068	100	●	●	●	●	●	
	CB	1350	54	1.54	2.02	1024	2,258	100	●	⦿	⦿	⦿	⊖	
General Duty	CB	600	24	0.52	0.68	611	1,347	100	●	●	●	●	●	
	CB	1000	40	1.03	1.35	844	1,861	100	●	●	●	●	●	
	CB	1350	54	1.54	2.01	1018	2,245	100	●	⦿	⦿	⦿	⊖	
Heavy Duty	CB	1350	54	1.54	2.02	1142	2,518	100	●	⦿	⊖	⦿	⊖	
Severe Duty	CB	1350	54	1.56	2.04	1234	2,721	90	●	⦿	⦿	⦿	⊖	
Ditch Cleaning	312, A	1200	48	0.57	0.74	364	803	100						◇
	312, A	1500	60	0.74	0.97	455	1,003	100						X
Maximum load with pin-on (payload + bucket)								kg	4308	3966	3718	3925	3600	1044
								lb	9,498	8,744	8,197	8,653	7,937	2,302

									Undercarriage					
									Long Narrow					
								Counterweight	4600 kg (10,140 lb)					7400 kg (16,310 lb)
		Width		Capacity		Weight		Fill	Reach		HD Reach	Variable Angle		SLR
	Linkage	mm	in	m³	yd³	kg	lb	%	R2.5 (8'2")	R2.95 (9'8")	HD R2.95 (9'8")	R2.5 (8'2")	R2.95 (9'8")	SLR 7.85 (25'9")
Pin-On (No Quick Coupler) ***(continued)***														
General Duty	CB	750	30	0.71	0.93	733	1,616	100	●	●	●	●	●	
	CB	1050	42	1.12	1.46	874	1,927	100	●	●	●	●	●	
	CB	1200	48	1.33	1.74	938	2,068	100	●	●	⦿	⦿	⦿	
	CB	1350	54	1.54	2.02	1024	2,258	100	⦿	⊖	⊖	⊖	⊖	
General Duty	CB	600	24	0.52	0.68	611	1,347	100	●	●	●	●	●	
	CB	1000	40	1.03	1.35	844	1,861	100	●	●	●	●	●	
	CB	1350	54	1.54	2.01	1018	2,245	100	⦿	⊖	⊖	⊖	⊖	
Heavy Duty	CB	1350	54	1.54	2.02	1142	2,518	100	⦿	⊖	⊖	⊖	○	
Severe Duty	CB	1350	54	1.56	2.04	1234	2,721	90	⦿	⊖	⊖	⊖	⊖	
Ditch Cleaning	312, A	1200	48	0.57	0.74	364	803	100						◇
	312, A	1500	60	0.74	0.97	455	1,003	100						X
Maximum load with pin-on (payload + bucket)								kg	3906	3594	3477	3520	3224	879
								lb	8,611	7,923	7,665	7,760	7,108	1,938

Maximum Material Density:

- ● 2100 kg/m³ (3,500 lb/yd³)
- ⦿ 1800 kg/m³ (3,000 lb/yd³)
- ⊖ 1500 kg/m³ (2,500 lb/yd³)
- ○ 1200 kg/m³ (2,000 lb/yd³)
- ◇ 900 kg/m³ (1,500 lb/yd³)
- X Not Recommended

The above loads are in compliance with hydraulic excavator standard EN 474-5:2022/AC:2022, they do not exceed 87% of hydraulic lifting capacity or 75% of tipping capacity with front linkage fully extended at ground line with bucket curled.

Capacity based on ISO 7451:2007.

Bucket weight with General Duty tips.

Caterpillar recommends using appropriate work tools to maximize the value customers receive from our products. Use of work tools, including buckets, which are outside of Caterpillar's recommendations or specifications for weight, dimensions, flows, pressures, etc. may result in less-than-optimal performance, including but not limited to reductions in production, stability, reliability, and component durability. Improper use of a work tool resulting in sweeping, prying, twisting and/or catching of heavy loads will reduce the life of the boom and stick.

(continued on next page)

Bucket Specifications and Compatibility – Europe *(continued)*

									Undercarriage		Long		
									Counterweight		4600 kg (10,140 lb)		
		Width		Capacity		Weight		Fill	Reach		HD Reach	Variable Angle	
	Linkage	mm	in	m³	yd³	kg	lb	%	R2.5 (8'2")	R2.95 (9'8")	HD R2.95 (9'8")	R2.5 (8'2")	R2.95 (9'8")
With Cat Pin Grabber Coupler													
General Duty	CB	750	30	0.71	0.93	733	1,616	100	●	●	●	●	●
	CB	1050	42	1.12	1.46	874	1,927	100	●	●	●	●	●
	CB	1200	48	1.33	1.74	938	2,068	100	●	⊙	⊖	⊙	⊖
	CB	1350	54	1.54	2.02	1024	2,258	100	⊙	⊖	○	⊖	○
	CB	1500	60	1.76	2.30	1088	2,399	100	⊖	○	○	○	○
General Duty	CB	600	24	0.52	0.68	611	1,347	100	●	●	●	●	●
	CB	1000	40	1.03	1.35	844	1,861	100	●	●	●	●	●
	CB	1350	54	1.54	2.01	1018	2,245	100	⊙	⊖	○	⊖	○
	CB	1500	60	1.76	2.30	1082	2,386	100	⊖	○	○	○	○
	CB	1600	63	1.86	2.43	1112	2,452	100	⊖	○	◇	○	◇
Heavy Duty	CB	1350	54	1.54	2.02	1142	2,518	100	⊙	⊖	○	⊖	○
	CB	1500	60	1.76	2.30	1240	2,733	100	⊖	○	◇	○	◇
Severe Duty	CB	1350	54	1.56	2.04	1234	2,721	90	⊙	⊖	○	⊖	○
Maximum load with coupler (payload + bucket)								kg	3782	3440	3192	3399	3074
								lb	8,337	7,583	7,037	7,493	6,776

									Undercarriage		Long Narrow		
									Counterweight		4600 kg (10,140 lb)		
		Width		Capacity		Weight		Fill	Reach		HD Reach	Variable Angle	
	Linkage	mm	in	m³	yd³	kg	lb	%	R2.5 (8'2")	R2.95 (9'8")	HD R2.95 (9'8")	R2.5 (8'2")	R2.95 (9'8")
With Cat Pin Grabber Coupler *(continued)*													
General Duty	CB	750	30	0.71	0.93	733	1,616	100	●	●	●	●	●
	CB	1050	42	1.12	1.46	874	1,927	100	●	⊙	⊙	⊙	⊖
	CB	1200	48	1.33	1.74	938	2,068	100	⊙	⊖	⊖	⊖	○
	CB	1350	54	1.54	2.02	1024	2,258	100	⊖	○	○	○	◇
	CB	1500	60	1.76	2.30	1088	2,399	100	○	◇	◇	◇	◇
General Duty	CB	600	24	0.52	0.68	611	1,347	100	●	●	●	●	●
	CB	1000	40	1.03	1.35	844	1,861	100	●	●	●	●	⊙
	CB	1350	54	1.54	2.01	1018	2,245	100	⊖	○	○	○	◇
	CB	1500	60	1.76	2.30	1082	2,386	100	○	○	◇	◇	◇
	CB	1600	63	1.86	2.43	1112	2,452	100	○	◇	◇	◇	◇
Heavy Duty	CB	1350	54	1.54	2.02	1142	2,518	100	⊖	○	○	○	◇
	CB	1500	60	1.76	2.30	1240	2,733	100	○	◇	◇	◇	X
Severe Duty	CB	1350	54	1.56	2.04	1234	2,721	90	⊖	○	○	○	◇
Maximum load with coupler (payload + bucket)								kg	3380	3068	2951	2994	2698
								lb	7,451	6,763	6,505	6,600	5,947

Maximum Material Density:

- ● 2100 kg/m³ (3,500 lb/yd³)
- ⊙ 1800 kg/m³ (3,000 lb/yd³)
- ⊖ 1500 kg/m³ (2,500 lb/yd³)
- ○ 1200 kg/m³ (2,000 lb/yd³)
- ◇ 900 kg/m³ (1,500 lb/yd³)
- X Not Recommended

The above loads are in compliance with hydraulic excavator standard EN 474-5:2022/AC:2022, they do not exceed 87% of hydraulic lifting capacity or 75% of tipping capacity with front linkage fully extended at ground line with bucket curled.

Capacity based on ISO 7451:2007.

Bucket weight with General Duty tips.

Caterpillar recommends using appropriate work tools to maximize the value customers receive from our products. Use of work tools, including buckets, which are outside of Caterpillar's recommendations or specifications for weight, dimensions, flows, pressures, etc. may result in less-than-optimal performance, including but not limited to reductions in production, stability, reliability, and component durability. Improper use of a work tool resulting in sweeping, prying, twisting and/or catching of heavy loads will reduce the life of the boom and stick.

(continued on next page)

Bucket Specifications and Compatibility – Europe *(continued)*

									Undercarriage		Long		
									Counterweight		4600 kg (10,140 lb)		
		Width		Capacity		Weight		Fill	Reach		HD Reach	Variable Angle	
	Linkage	mm	in	m³	yd³	kg	lb	%	R2.5 (8'2")	R2.95 (9'8")	HD R2.95 (9'8")	R2.5 (8'2")	R2.95 (9'8")
With CW 40 Coupler													
General Duty	CB	750	30	0.71	0.93	641	1,413	100	●	●	●	●	●
	CB	1050	42	1.12	1.46	816	1,799	100	●	●	●	●	●
	CB	1200	48	1.33	1.74	880	1,940	100	●	●	⊙	●	⊙
	CB	1350	54	1.54	2.02	965	2,128	100	⊙	⊙	⊖	⊙	⊖
	CB	1500	60	1.76	2.30	1029	2,269	100	⊙	⊖	○	⊖	○
Heavy Duty	CB	1050	42	1.12	1.46	940	2,073	100	●	●	●	●	●
	CB	1350	54	1.54	2.02	1083	2,388	100	⊙	⊖	⊖	⊖	⊖
Severe Duty	CB	1050	42	1.13	1.48	1008	2,223	100	●	●	●	●	●
	CB	1350	54	1.56	2.04	1196	2,637	100	⊙	⊖	⊖	⊖	○
General Duty – LE	CB	1500	59	1.71	2.24	1066	2,350	100	⊙	⊖	○	⊖	○
Maximum load with coupler (payload + bucket)								kg	4015	3673	3425	3632	3307
								lb	8,852	8,098	7,551	8,007	7,291

									Undercarriage		Long Narrow		
									Counterweight		4600 kg (10,140 lb)		
		Width		Capacity		Weight		Fill	Reach		HD Reach	Variable Angle	
	Linkage	mm	in	m³	yd³	kg	lb	%	R2.5 (8'2")	R2.95 (9'8")	HD R2.95 (9'8")	R2.5 (8'2")	R2.95 (9'8")
With CW 40 Coupler *(continued)*													
General Duty	CB	750	30	0.71	0.93	641	1,413	100	●	●	●	●	⊙
	CB	1050	42	1.12	1.46	816	1,799	100	●	●	●	●	⊙
	CB	1200	48	1.33	1.74	880	1,940	100	●	⊙	⊙	⊙	⊖
	CB	1350	54	1.54	2.02	965	2,128	100	⊙	⊖	⊖	⊖	○
	CB	1500	60	1.76	2.30	1029	2,269	100	⊖	○	○	○	◇
Heavy Duty	CB	1050	42	1.12	1.46	940	2,073	100	●	●	●	●	⊙
	CB	1350	54	1.54	2.02	1083	2,388	100	⊖	⊖	○	○	○
Severe Duty	CB	1050	42	1.13	1.48	1008	2,223	100	●	●	⊙	⊙	⊙
	CB	1350	54	1.56	2.04	1196	2,637	100	⊖	○	○	○	◇
General Duty – LE	CB	1500	59	1.71	2.24	1066	2,350	100	⊖	○	○	○	◇
Maximum load with coupler (payload + bucket)								kg	3613	3301	3184	3227	2931
								lb	7,965	7,277	7,020	7,114	6,462

Maximum Material Density:

- ● 2100 kg/m³ (3,500 lb/yd³)
- ⊙ 1800 kg/m³ (3,000 lb/yd³)
- ⊖ 1500 kg/m³ (2,500 lb/yd³)
- ○ 1200 kg/m³ (2,000 lb/yd³)
- ◇ 900 kg/m³ (1,500 lb/yd³)

The above loads are in compliance with hydraulic excavator standard EN 474-5:2022/AC:2022, they do not exceed 87% of hydraulic lifting capacity or 75% of tipping capacity with front linkage fully extended at ground line with bucket curled.

Capacity based on ISO 7451:2007.

Bucket weight with General Duty tips.

Caterpillar recommends using appropriate work tools to maximize the value customers receive from our products. Use of work tools, including buckets, which are outside of Caterpillar's recommendations or specifications for weight, dimensions, flows, pressures, etc. may result in less-than-optimal performance, including but not limited to reductions in production, stability, reliability, and component durability. Improper use of a work tool resulting in sweeping, prying, twisting and/or catching of heavy loads will reduce the life of the boom and stick.

(continued on next page)

Bucket Specifications and Compatibility – Europe *(continued)*

									Undercarriage		Long		
									Counterweight		4600 kg (10,140 lb)		
		Width		Capacity		Weight		Fill	Reach		HD Reach	Variable Angle	
	Linkage	mm	in	m³	yd³	kg	lb	%	R2.5 (8'2")	R2.95 (9'8")	HD R2.95 (9'8")	R2.5 (8'2")	R2.95 (9'8")
With CW 45 Coupler													
Heavy Duty	CB	1350	54	1.54	2.02	1143	2,520	100	○	○	○	○	○
	CB	1500	60	1.76	2.30	1240	2,733	100	○	◇	◇	○	◇
Maximum load with coupler (payload + bucket)								kg	3391	2970	3203	3319	3044
								lb	7,476	6,548	7,061	7,317	6,711

									Undercarriage		Long Narrow		
									Counterweight		4600 kg (10,140 lb)		
		Width		Capacity		Weight		Fill	Reach		HD Reach	Variable Angle	
	Linkage	mm	in	m³	yd³	kg	lb	%	R2.5 (8'2")	R2.95 (9'8")	HD R2.95 (9'8")	R2.5 (8'2")	R2.95 (9'8")
With CW 45 Coupler *(continued)*													
Heavy Duty	CB	1350	54	1.54	2.02	1143	2,520	100	○	○	○	○	◇
	CB	1500	60	1.76	2.30	1240	2,733	100	○	◇	◇	◇	X
Maximum load with coupler (payload + bucket)								kg	3324	3062	2954	2965	2712
								lb	7,328	6,751	6,512	6,537	5,979

The above loads are in compliance with hydraulic excavator standard EN 474-5:2022/AC:2022, they do not exceed 87% of hydraulic lifting capacity or 75% of tipping capacity with front linkage fully extended at ground line with bucket curled.

Capacity based on ISO 7451:2007.

Bucket weight with General Duty tips.

Maximum Material Density:

○ 1200 kg/m³ (2,000 lb/yd³)

◇ 900 kg/m³ (1,500 lb/yd³)

X Not Recommended

Caterpillar recommends using appropriate work tools to maximize the value customers receive from our products. Use of work tools, including buckets, which are outside of Caterpillar's recommendations or specifications for weight, dimensions, flows, pressures, etc. may result in less-than-optimal performance, including but not limited to reductions in production, stability, reliability, and component durability. Improper use of a work tool resulting in sweeping, prying, twisting and/or catching of heavy loads will reduce the life of the boom and stick.

(continued on next page)

Bucket Specifications and Compatibility – Europe *(continued)*

									Undercarriage		Long		
								Counterweight	4600 kg (10,140 lb)				
		Width		Capacity		Weight		Fill	Reach		HD Reach	Variable Angle	
	Linkage	mm	in	m³	yd³	kg	lb	%	R2.5 (8'2")	R2.95 (9'8")	HD R2.95 (9'8")	R2.5 (8'2")	R2.95 (9'8")
With CW45S Coupler													
General Duty	CB	750	30	0.71	0.93	719	1,585	100	●	●	●	●	●
	CB	1350	54	1.54	2.02	1021	2,251	100	⦿	⊖	⊖	⊖	⊖
	CB	1500	60	1.76	2.30	1086	2,394	100	X	X	○	X	X
General Duty – LE	CB	1500	59	1.71	2.24	1116	2,461	100	X	X	○	X	X
Heavy Duty	CB	1050	42	1.12	1.46	994	2,192	100	●	●	●	●	●
	CB	1350	54	1.54	2.02	1139	2,512	100	⦿	⊖	○	⊖	○
	CB	1500	60	1.76	2.30	1238	2,729	100	X	X	○	X	X
Maximum load with coupler (payload + bucket)								kg	3929	3585	3318	3558	3230
								lb	8,662	7,904	7,315	7,844	7,121

									Undercarriage		Long Narrow		
								Counterweight	4600 kg (10,140 lb)				
		Width		Capacity		Weight		Fill	Reach		HD Reach	Variable Angle	
	Linkage	mm	in	m³	yd³	kg	lb	%	R2.5 (8'2")	R2.95 (9'8")	HD R2.95 (9'8")	R2.5 (8'2")	R2.95 (9'8")
With CW45S Coupler *(continued)*													
General Duty	CB	750	30	0.71	0.93	719	1,585	100	●	●	●	●	●
	CB	1350	54	1.54	2.02	1021	2,251	100	⊖	○	○	○	○
	CB	1500	60	1.76	2.30	1086	2,394	100	X	X	○	X	X
General Duty – LE	CB	1500	59	1.71	2.24	1116	2,461	100	X	X	○	X	X
Heavy Duty	CB	1050	42	1.12	1.46	994	2,192	100	●	⦿	⦿	⦿	⊖
	CB	1350	54	1.54	2.02	1139	2,512	100	⊖	○	○	○	◇
	CB	1500	60	1.76	2.30	1238	2,729	100	X	X	◇	X	X
Maximum load with coupler (payload + bucket)								kg	3525	3210	3093	3150	2851
								lb	7,771	7,077	6,819	6,945	6,285

Maximum Material Density:

- ● 2100 kg/m³ (3,500 lb/yd³)
- ⦿ 1800 kg/m³ (3,000 lb/yd³)
- ⊖ 1500 kg/m³ (2,500 lb/yd³)
- ○ 1200 kg/m³ (2,000 lb/yd³)
- ◇ 900 kg/m³ (1,500 lb/yd³)
- X Not Recommended

The above loads are in compliance with hydraulic excavator standard EN 474-5:2022/AC:2022, they do not exceed 87% of hydraulic lifting capacity or 75% of tipping capacity with front linkage fully extended at ground line with bucket curled.

Capacity based on ISO 7451:2007.

Bucket weight with General Duty tips.

Caterpillar recommends using appropriate work tools to maximize the value customers receive from our products. Use of work tools, including buckets, which are outside of Caterpillar's recommendations or specifications for weight, dimensions, flows, pressures, etc. may result in less-than-optimal performance, including but not limited to reductions in production, stability, reliability, and component durability. Improper use of a work tool resulting in sweeping, prying, twisting and/or catching of heavy loads will reduce the life of the boom and stick.

(continued on next page)

Bucket Specifications and Compatibility – Europe *(continued)*

										Undercarriage									
										Long					Long Narrow				
									Counterweight	4600 kg (10,140 lb)					4600 kg (10,140 lb)				
			Width		Capacity		Weight		Fill	Reach		HD Reach	Variable Angle		Reach		HD Reach	Variable Angle	
		Linkage	mm	in	m³	yd³	kg	lb	%	R2.5 (8'2")	R2.95 (9'8")	HD R2.95 (9'8")	R2.5 (8'2")	R2.95 (9'8")	R2.5 (8'2")	R2.95 (9'8")	HD R2.95 (9'8")	R2.5 (8'2")	R2.95 (9'8")
With S70, TRS26 S70																			
Heavy Duty – Grading	HD	CB	1800	71	1.15	1.50	783	1,726	100	●	◉	⊖	⊖	○	⊖	○	○	○	◇
	HD	CB	2000	79	1.30	1.70	948	2,090	100	⊖	○	○	○	◇	○	◇	◇	◇	X
Heavy Duty – Digging	HD	CB	1500	59	1.50	1.96	1289	2,842	100	○	◇	X	◇	X	◇	X	X	X	X
	HD	CB	1500	59	1.50	1.96	1340	2,954	100	○	◇	X	◇	X	◇	X	X	X	X
Maximum load with pin-on (payload + bucket)									kg	3151	2807	2540	2780	2452	2747	2432	2315	2372	2073
									lb	6,947	6,188	5,600	6,129	5,406	6,056	5,362	5,104	5,229	4,570

										Undercarriage									
										Long					Long Narrow				
									Counterweight	4600 kg (10,140 lb)					4600 kg (10,140 lb)				
			Width		Capacity		Weight		Fill	Reach		HD Reach	Variable Angle		Reach		HD Reach	Variable Angle	
		Linkage	mm	in	m³	yd³	kg	lb	%	R2.5 (8'2")	R2.95 (9'8")	HD R2.95 (9'8")	R2.5 (8'2")	R2.95 (9'8")	R2.5 (8'2")	R2.95 (9'8")	HD R2.95 (9'8")	R2.5 (8'2")	R2.95 (9'8")
With S70, TRS26 S70 - GM																			
Heavy Duty – Grading	HD	CB	1800	71	1.15	1.50	783	1,726	100	◉	⊖	○	⊖	○	⊖	○	○	○	◇
	HD	CB	2000	79	1.30	1.70	948	2,090	100	⊖	○	◇	○	◇	○	◇	◇	◇	X
Heavy Duty – Digging	HD	CB	1500	59	1.50	1.96	1289	2,842	100	◇	◇	X	X	X	X	X	X	X	X
	HD	CB	1500	59	1.50	1.96	1340	2,954	100	◇	X	X	X	X	X	X	X	X	X
Maximum load with pin-on (payload + bucket)									kg	2948	2606	2358	2565	2240	2546	2234	2117	2160	1864
									lb	6,499	5,745	5,199	5,655	4,938	5,613	4,925	4,667	4,762	4,109

										Undercarriage									
										Long					Long Narrow				
									Counterweight	4600 kg (10,140 lb)					4600 kg (10,140 lb)				
			Width		Capacity		Weight		Fill	Reach		HD Reach	Variable Angle		Reach		HD Reach	Variable Angle	
		Linkage	mm	in	m³	yd³	kg	lb	%	R2.5 (8'2")	R2.95 (9'8")	HD R2.95 (9'8")	R2.5 (8'2")	R2.95 (9'8")	R2.5 (8'2")	R2.95 (9'8")	HD R2.95 (9'8")	R2.5 (8'2")	R2.95 (9'8")
Pin-On, TRS26 S70																			
Heavy Duty – Grading	HD	CB	1800	71	1.15	1.50	783	1,726	100	●	◉	◉	◉	⊖	◉	⊖	⊖	⊖	○
	HD	CB	2000	79	1.30	1.70	948	2,090	100	◉	⊖	○	⊖	○	⊖	○	○	○	◇
Heavy Duty – Digging	HD	CB	1500	59	1.50	1.96	1289	2,842	100	○	○	◇	◇	◇	◇	◇	X	◇	X
	HD	CB	1500	59	1.50	1.96	1340	2,954	100	○	◇	◇	◇	◇	◇	◇	X	X	X
Maximum load with pin-on (payload + bucket)									kg	3371	3029	2781	2988	2663	2969	2657	2540	2583	2287
									lb	7,432	6,678	6,131	6,587	5,871	6,546	5,858	5,600	5,695	5,042

Maximum Material Density:

- ● 2100 kg/m³ (3,500 lb/yd³)
- ◉ 1800 kg/m³ (3,000 lb/yd³)
- ⊖ 1500 kg/m³ (2,500 lb/yd³)
- ○ 1200 kg/m³ (2,000 lb/yd³)
- ◇ 900 kg/m³ (1,500 lb/yd³)
- X Not Recommended

The above loads are in compliance with hydraulic excavator standard EN 474-5:2022/AC:2022, they do not exceed 87% of hydraulic lifting capacity or 75% of tipping capacity with front linkage fully extended at ground line with bucket curled.

Capacity based on ISO 7451:2007.

Bucket weight with General Duty tips.

Caterpillar recommends using appropriate work tools to maximize the value customers receive from our products. Use of work tools, including buckets, which are outside of Caterpillar's recommendations or specifications for weight, dimensions, flows, pressures, etc. may result in less-than-optimal performance, including but not limited to reductions in production, stability, reliability, and component durability. Improper use of a work tool resulting in sweeping, prying, twisting and/or catching of heavy loads will reduce the life of the boom and stick.

(continued on next page)

Bucket Specifications and Compatibility – Europe *(continued)*

										Undercarriage									
										Long					Long Narrow				
									Counterweight	4600 kg (10,140 lb)					4600 kg (10,140 lb)				
			Width		Capacity		Weight		Fill	Reach		HD Reach	Variable Angle		Reach		HD Reach	Variable Angle	
		Linkage	mm	in	m³	yd³	kg	lb	%	R2.5 (8'2")	R2.95 (9'8")	HD R2.95 (9'8")	R2.5 (8'2")	R2.95 (9'8")	R2.5 (8'2")	R2.95 (9'8")	HD R2.95 (9'8")	R2.5 (8'2")	R2.95 (9'8")
With HCS70, TRS26 HCS70																			
Heavy Duty – Grading	HD	CB	1800	71	1.15	1.50	783	1,726	100	◉	⊖	⊖	⊖	○	⊖	○	○	○	◇
	HD	CB	2000	79	1.30	1.70	948	2,090	100	⊖	○	○	○	◇	○	◇	◇	◇	X
Heavy Duty – Digging	HD	CB	1500	59	1.50	1.96	1289	2,842	100	○	◇	X	◇	X	◇	X	X	X	X
	HD	CB	1500	59	1.50	1.96	1340	2,954	100	○	◇	X	◇	X	◇	X	X	X	X
Maximum load with pin-on (payload + bucket)									kg	3050	2708	2460	2667	2342	2648	2336	2219	2262	1966
									lb	6,724	5,970	5,423	5,880	5,163	5,838	5,150	4,892	4,987	4,334

										Undercarriage									
										Long					Long Narrow				
									Counterweight	4600 kg (10,140 lb)					4600 kg (10,140 lb)				
			Width		Capacity		Weight		Fill	Reach		HD Reach	Variable Angle		Reach		HD Reach	Variable Angle	
		Linkage	mm	in	m³	yd³	kg	lb	%	R2.5 (8'2")	R2.95 (9'8")	HD R2.95 (9'8")	R2.5 (8'2")	R2.95 (9'8")	R2.5 (8'2")	R2.95 (9'8")	HD R2.95 (9'8")	R2.5 (8'2")	R2.95 (9'8")
With HCS70, TRS26 S70																			
Heavy Duty – Grading	HD	CB	1800	71	1.15	1.50	783	1726	100	◉	⊖	⊖	⊖	○	⊖	○	○	○	◇
	HD	CB	2000	79	1.30	1.70	948	2090	100	⊖	○	○	○	◇	○	◇	◇	◇	X
Heavy Duty – Digging	HD	CB	1500	59	1.50	1.96	1289	2842	100	○	◇	X	◇	X	◇	X	X	X	X
	HD	CB	1500	59	1.50	1.96	1340	2954	100	○	◇	X	◇	X	◇	X	X	X	X
Maximum load with pin-on (payload + bucket)									kg	3050	2708	2460	2667	2342	2648	2336	2219	2262	1966
									lb	6,724	5,970	5,423	5,880	5,163	5,838	5,150	4,892	4,987	4,334

										Undercarriage									
										Long					Long Narrow				
									Counterweight	4600 kg (10,140 lb)					4600 kg (10,140 lb)				
			Width		Capacity		Weight		Fill	Reach		HD Reach	Variable Angle		Reach		HD Reach	Variable Angle	
		Linkage	mm	in	m³	yd³	kg	lb	%	R2.5 (8'2")	R2.95 (9'8")	HD R2.95 (9'8")	R2.5 (8'2")	R2.95 (9'8")	R2.5 (8'2")	R2.95 (9'8")	HD R2.95 (9'8")	R2.5 (8'2")	R2.95 (9'8")
With HCS70/55, TRS26 HCS70/55																			
Heavy Duty – Grading	HD	CB	1800	71	1.15	1.50	790	1,742	100	◉	⊖	○	⊖	○	⊖	○	◇	○	◇
	HD	CB	2000	79	1.30	1.70	926	2,041	100	⊖	○	◇	○	◇	○	◇	◇	◇	X
Heavy Duty – Digging	HD	CB	1500	59	1.50	1.96	1280	2,822	100	◇	◇	X	X	X	X	X	X	X	X
Maximum load with pin-on (payload + bucket)									kg	2930	2588	2340	2547	2222	2528	2216	2099	2142	1846
									lb	6,460	5,706	5,159	5,615	4,899	5,573	4,885	4,628	4,722	4,070

Maximum Material Density:

- ● 2100 kg/m³ (3,500 lb/yd³)
- ◉ 1800 kg/m³ (3,000 lb/yd³)
- ⊖ 1500 kg/m³ (2,500 lb/yd³)
- ○ 1200 kg/m³ (2,000 lb/yd³)
- ◇ 900 kg/m³ (1,500 lb/yd³)
- X Not Recommended

The above loads are in compliance with hydraulic excavator standard EN 474-5:2022/AC:2022, they do not exceed 87% of hydraulic lifting capacity or 75% of tipping capacity with front linkage fully extended at ground line with bucket curled.

Capacity based on ISO 7451:2007.

Bucket weight with General Duty tips.

Caterpillar recommends using appropriate work tools to maximize the value customers receive from our products. Use of work tools, including buckets, which are outside of Caterpillar's recommendations or specifications for weight, dimensions, flows, pressures, etc. may result in less-than-optimal performance, including but not limited to reductions in production, stability, reliability, and component durability. Improper use of a work tool resulting in sweeping, prying, twisting and/or catching of heavy loads will reduce the life of the boom and stick.

(continued on next page)

Bucket Specifications and Compatibility – Europe *(continued)*

										Undercarriage					Long					Long Narrow				
										Counterweight					4600 kg (10,140 lb)					4600 kg (10,140 lb)				
			Width		Capacity		Weight		Fill	Reach		HD Reach	Variable Angle		Reach		HD Reach	Variable Angle	
		Linkage	mm	in	m³	yd³	kg	lb	%	R2.5 (8'2")	R2.95 (9'8")	HD R2.95 (9'8")	R2.5 (8'2")	R2.95 (9'8")	R2.5 (8'2")	R2.95 (9'8")	HD R2.95 (9'8")	R2.5 (8'2")	R2.95 (9'8")
With HCS70/55, TRS26 S70/55																			
Heavy Duty – Grading	HD	CB	1800	71	1.15	1.50	790	1,742	100	◉	⊖	○	⊖	○	⊖	○	○	○	◇
	HD	CB	2000	79	1.30	1.70	926	2,041	100	⊖	○	◇	○	◇	○	◇	◇	◇	X
Heavy Duty – Digging	HD	CB	1500	59	1.50	1.96	1280	2,822	100	◇	◇	X	◇	X	X	X	X	X	X
Maximum load with pin-on (payload + bucket)									kg	2955	2613	2365	2572	2247	2553	2241	2124	2167	1871
									lb	6,515	5,761	5,214	5,670	4,954	5,628	4,941	4,683	4,777	4,125

Maximum Material Density:

- ● 2100 kg/m³ (3,500 lb/yd³)
- ◉ 1800 kg/m³ (3,000 lb/yd³)
- ⊖ 1500 kg/m³ (2,500 lb/yd³)
- ○ 1200 kg/m³ (2,000 lb/yd³)
- ◇ 900 kg/m³ (1,500 lb/yd³)
- X Not Recommended

The above loads are in compliance with hydraulic excavator standard EN 474-5:2022/AC:2022, they do not exceed 87% of hydraulic lifting capacity or 75% of tipping capacity with front linkage fully extended at ground line with bucket curled.

Capacity based on ISO 7451:2007.

Bucket weight with General Duty tips.

Caterpillar recommends using appropriate work tools to maximize the value customers receive from our products. Use of work tools, including buckets, which are outside of Caterpillar's recommendations or specifications for weight, dimensions, flows, pressures, etc. may result in less-than-optimal performance, including but not limited to reductions in production, stability, reliability, and component durability. Improper use of a work tool resulting in sweeping, prying, twisting and/or catching of heavy loads will reduce the life of the boom and stick.

Bucket Specifications and Compatibility – Türkiye

								Undercarriage	Long	
								Counterweight	4600 kg (10,140 lb)	7400 kg (16,310 lb)
	Linkage	Width		Capacity		Weight		Fill	HD Reach	SLR
		mm	in	m^3	yd^3	kg	lb	%	HD R2.95 (9'8")	SLR7.85 (25'9")
Pin-On (No Quick Coupler)										
Heavy Duty	CB	1350	54	1.54	2.02	1142	2,518	100	⊖	
	CB	1500	60	1.76	2.30	1240	2,733	100	⊖	
Ditch Cleaning	312, A	1200	48	0.57	0.74	364	803	100		◇
	312, A	1500	60	0.74	0.97	455	1,003	100		X
Maximum load with coupler (payload + bucket)								kg	3718	1044
								lb	8,197	2,302

The above loads are in compliance with hydraulic excavator standard EN 474-5:2022/AC:2022, they do not exceed 87% of hydraulic lifting capacity or 75% of tipping capacity with front linkage fully extended at ground line with bucket curled.

Capacity based on ISO 7451:2007.

Bucket weight with General Duty tips.

Maximum Material Density:

⊖ 1500 kg/m^3 (2,500 lb/yd^3)

◇ 900 kg/m^3 (1,500 lb/yd^3)

X Not Recommended

Caterpillar recommends using appropriate work tools to maximize the value customers receive from our products. Use of work tools, including buckets, which are outside of Caterpillar's recommendations or specifications for weight, dimensions, flows, pressures, etc. may result in less-than-optimal performance, including but not limited to reductions in production, stability, reliability, and component durability. Improper use of a work tool resulting in sweeping, prying, twisting and/or catching of heavy loads will reduce the life of the boom and stick.

Attachments Offering Guide – Chile, Colombia

Not all Attachments are available in all regions. Consult your Cat dealer for configurations available in your region.

✓ Match

PIN-ON ATTACHMENTS		
Undercarriage		**Long**
Counterweight		**4600 kg (10,140 lb)**
Boom Type		**HD Reach**
Stick Length		**HD R2.95 (9'8")**
Hydraulic Hammers	H120 GC	✓
	H120 GC S	✓
	H120 S	✓
	H130 GC S	✓
	H130 S	✓
	H140 S	✓
Multi-Processors	MP318 Concrete Cutter Jaw	✓
	MP318 Demolition Jaw	✓
	MP318 Pulverizer Jaw	✓
	MP318 Shear Jaw	✓
	MP318 Tank Shear Jaw	✓
	MP318 Universal Jaw	✓
	MP324 Concrete Cutter Jaw	✓
	MP324 Demolition Jaw	✓
	MP324 Pulverizer Jaw	✓
	MP324 Shear Jaw	✓
	MP324 Tank Shear Jaw	✓
	MP324 Universal Jaw	✓
Demolition and Sorting Grapples	G324	✓
Mobile Scrap and Demolition Shears	S3025 Flat Top	✓
Pulverizers	P218 Secondary Pulverizer	✓
	P224 Secondary Pulverizer	✓
	P318 Primary Pulverizer	✓
	P324 Primary Pulverizer	✓
Compactors (Vibratory Plate)	CVP110	✓
Mulchers	HM4015	✓
	HM4815	✓
	HM5515	✓
	HM6015	✓
Rotary Cutters	RC20	✓
	RC30	✓
Orange Peel Grapples	GSH425-750	●
	GSH425-950	●
	GSH425-1150	○
	GSH440-950	○
	GSH440-1150	○
	GSH525-750	●
	GSH525-950	○
	GSH525-1150	○

(continued on next page)

Attachments Offering Guide – Chile, Colombia *(continued)*

Not all Attachments are available in all regions. Consult your Cat dealer for configurations available in your region.

✓ Match * Working range front only

CAT PIN GRABBER COUPLER ATTACHMENTS		
Undercarriage		**Long**
Counterweight		**4600 kg (10,140 lb)**
Boom Type		**HD Reach**
Stick Length		**HD R2.95 (9'8")**
Hydraulic Hammers	H120 GC	✓
	H120 GC S	✓
	H120 S	✓
	H130 GC S	✓
	H130 S	✓
	H140 S	✓
Multi-Processors	MP318 Concrete Cutter Jaw	✓
	MP318 Demolition Jaw	✓
	MP318 Pulverizer Jaw	✓
	MP318 Shear Jaw	✓
	MP318 Tank Shear Jaw	✓
	MP318 Universal Jaw	✓
	MP324 Concrete Cutter Jaw	✓*
	MP324 Demolition Jaw	✓*
	MP324 Shear Jaw	✓*
Demolition and Sorting Grapples	G324	✓*
Mobile Scrap and Demolition Shears	S3025 Flat Top	✓
Pulverizers	P218 Secondary Pulverizer	✓
	P318 Primary Pulverizer	✓
Mulchers	HM4015	✓
	HM4815	✓
	HM5515	✓
	HM6015	✓
Compactors (Vibratory Plate)	CVP110	✓
Rotary Cutters	RC20	✓
	RC30	✓

(continued on next page)

Attachments Offering Guide – Chile, Colombia *(continued)*

Not all Attachments are available in all regions. Consult your Cat dealer for configurations available in your region.

✓ Match * Working range front only

S70 DEDICATED COUPLER ATTACHMENTS		
Undercarriage		**Long**
Counterweight		**4600 kg (10,140 lb)**
Boom Type		**HD Reach**
Stick Length		**HD R2.95 (9'8")**
Hydraulic Hammers	H120 GC	✓
	H120 GC S	✓
	H120 S	✓
	H130 S	✓
	H140 S	✓
Multi-Processors	MP318 Concrete Cutter Jaw	✓
	MP318 Demolition Jaw	✓
	MP318 Pulverizer Jaw	✓
	MP318 Shear Jaw	✓
	MP318 Tank Shear Jaw	✓
	MP318 Universal Jaw	✓
	MP324 Concrete Cutter Jaw	✓
	MP324 Demolition Jaw	✓
	MP324 Pulverizer Jaw	✓*
	MP324 Shear Jaw	✓
	MP324 Tank Shear Jaw	✓
	MP324 Universal Jaw	✓
Demolition and Sorting Grapples	G324	✓
Mobile Scrap and Demolition Shears	S3025 Flat Top	✓
Pulverizers	P218 Secondary Pulverizer	✓
	P224 Secondary Pulverizer	✓*
	P318 Primary Pulverizer	✓
	P324 Primary Pulverizer	✓*
Compactors (Vibratory Plate)	CVP110	✓
Rotary Cutters	RC20	✓
	RC30	✓

(continued on next page)

Attachments Offering Guide – Chile, Colombia *(continued)*

Not all Attachments are available in all regions. Consult your Cat dealer for configurations available in your region.

✓ Match * Working range front only

S80 DEDICATED COUPLER ATTACHMENTS		
Undercarriage		**Long**
Counterweight		**4600 kg (10,140 lb)**
Boom Type		**HD Reach**
Stick Length		**HD R2.95 (9'8")**
Hydraulic Hammers	H120 GC	✓
	H120 S	✓
	H130 GC S	✓
	H130 S	✓
	H140 S	✓
Multi-Processors	MP318 Concrete Cutter Jaw	✓
	MP318 Demolition Jaw	✓
	MP318 Pulverizer Jaw	✓
	MP318 Shear Jaw	✓
	MP318 Tank Shear Jaw	✓
	MP318 Universal Jaw	✓
	MP324 Concrete Cutter Jaw	✓*
	MP324 Demolition Jaw	✓*
	MP324 Shear Jaw	✓
	MP324 Tank Shear Jaw	✓*
	MP324 Universal Jaw	✓*
Demolition and Sorting Grapples	G324	✓*
Mobile Scrap and Demolition Shears	S3025 Flat Top	✓
Pulverizers	P218 Secondary Pulverizer	✓
	P318 Primary Pulverizer	✓
Compactors (Vibratory Plate)	CVP110	✓
Rotary Cutters	RC20	✓
	RC30	✓

(continued on next page)

Attachments Offering Guide – Chile, Colombia *(continued)*

Not all Attachments are available in all regions. Consult your Cat dealer for configurations available in your region.

✓ Match * Working range front only

HCS70 DEDICATED COUPLER ATTACHMENTS		
Undercarriage		**Long**
Counterweight		**4600 kg (10,140 lb)**
Boom Type		**HD Reach**
Stick Length		**HD R2.95 (9'8")**
Hydraulic Hammers	H120 GC	✓
	H120 S	✓
	H130 S	✓
	H140 S	✓
Multi-Processors	MP318 Concrete Cutter Jaw	✓
	MP318 Demolition Jaw	✓
	MP318 Pulverizer Jaw	✓
	MP318 Shear Jaw	✓
	MP318 Tank Shear Jaw	✓
	MP318 Universal Jaw	✓
	MP324 Concrete Cutter Jaw	✓*
	MP324 Demolition Jaw	✓*
	MP324 Shear Jaw	✓
	MP324 Tank Shear Jaw	✓*
	MP324 Universal Jaw	✓*
Demolition and Sorting Grapples	G324	✓*
Mobile Scrap and Demolition Shears	S3025 Flat Top	✓
Pulverizers	P218 Secondary Pulverizer	✓
	P224 Secondary Pulverizer	✓*
	P318 Primary Pulverizer	✓
	P324 Primary Pulverizer	✓*
Compactors (Vibratory Plate)	CVP110	✓
Rotary Cutters	RC20	✓
	RC30	✓

(continued on next page)

Attachments Offering Guide – Chile, Colombia *(continued)*

Not all Attachments are available in all regions. Consult your Cat dealer for configurations available in your region.

✓ Match * Working range front only

HCS70/55 DEDICATED COUPLER ATTACHMENTS		
Undercarriage		**Long**
Counterweight		**4600 kg (10,140 lb)**
Boom Type		**HD Reach**
Stick Length		**HD R2.95 (9'8")**
Hydraulic Hammers	H120 GC	✓
	H120 S	✓
	H130 S	✓
	H140 S	✓
Multi-Processors	MP318 Concrete Cutter Jaw	✓
	MP318 Demolition Jaw	✓
	MP318 Pulverizer Jaw	✓
	MP318 Shear Jaw	✓
	MP318 Tank Shear Jaw	✓
	MP318 Universal Jaw	✓
	MP324 Concrete Cutter Jaw	✓*
	MP324 Demolition Jaw	✓*
	MP324 Shear Jaw	✓
	MP324 Tank Shear Jaw	✓*
	MP324 Universal Jaw	✓*
Demolition and Sorting Grapples	G324	✓*
Mobile Scrap and Demolition Shears	S3025 Flat Top	✓
Pulverizers	P218 Secondary Pulverizer	✓
	P318 Primary Pulverizer	✓
Compactors (Vibratory Plate)	CVP110	✓
Rotary Cutters	RC20	✓
	RC30	✓

(continued on next page)

Attachments Offering Guide – Chile, Colombia *(continued)*

Not all Attachments are available in all regions. Consult your Cat dealer for configurations available in your region.

✓ Match * Working range front only

HCS80 DEDICATED COUPLER ATTACHMENTS

Undercarriage		**Long**
Counterweight		**4600 kg (10,140 lb)**
Boom Type		**HD Reach**
Stick Length		**HD R2.95 (9'8")**
Hydraulic Hammers	H120 GC	✓
	H120 S	✓
	H130 S	✓
	H140 S	✓
Multi-Processors	MP318 Concrete Cutter Jaw	✓
	MP318 Demolition Jaw	✓
	MP318 Pulverizer Jaw	✓
	MP318 Shear Jaw	✓
	MP318 Tank Shear Jaw	✓
	MP318 Universal Jaw	✓
	MP324 Shear Jaw	✓*
Mobile Scrap and Demolition Shears	S3025 Flat Top	✓
Pulverizers	P218 Secondary Pulverizer	✓
	P318 Primary Pulverizer	✓
Compactors (Vibratory Plate)	CVP110	✓
Rotary Cutters	RC20	✓
	RC30	✓

TRS26 (PIN-ON TOP / S70 BOTTOM) ATTACHMENTS

Some attachments require more hydraulic flow and are best suited with a machine that has HP2 circuits and a tiltrotator with a high flow swivel. Check the hydraulic capability of your machine and tiltrotator and the requirements of your attachment to ensure a proper match.

Undercarriage		**Long**
Counterweight		**4600 kg (10,140 lb)**
Boom Type		**HD Reach**
Stick Length		**HD R2.95 (9'8")**
Hydraulic Hammers	H120 GC S	✓
	H120 S	✓
	H130 S	✓

NOTE: Use hammers on tiltrotators less than 10% of working hours per year or maximum 200 hours per year. Refer to your Operation and Maintenance Manual for recommended hydraulic flow requirements.
The TRS23 has been replaced by TRS26. For legacy machines or work tool attachments, please consult the appropriate compatibility guide to ensure accurate matching and performance.

(continued on next page)

Attachments Offering Guide – Chile, Colombia *(continued)*

Not all Attachments are available in all regions. Consult your Cat dealer for configurations available in your region.

✓ Match * Working range front only

TRS26 (PIN-ON TOP / S80 BOTTOM) ATTACHMENTS

Some attachments require more hydraulic flow and are best suited with a machine that has HP2 circuits and a tiltrotator with a high flow swivel. Check the hydraulic capability of your machine and tiltrotator and the requirements of your attachment to ensure a proper match.

Undercarriage		**Long**
Counterweight		**4600 kg (10,140 lb)**
Boom Type		**HD Reach**
Stick Length		**HD R2.95 (9'8")**
Hydraulic Hammers	H120 S	✓
	H130 S	✓

NOTE: Use hammers on tiltrotators less than 10% of working hours per year or maximum 200 hours per year. Refer to your Operation and Maintenance Manual for recommended hydraulic flow requirements.
The TRS23 has been replaced by TRS26. For legacy machines or work tool attachments, please consult the appropriate compatibility guide to ensure accurate matching and performance.

TRS26 (HCS70 TOP / HCS70 BOTTOM) ATTACHMENTS

Some attachments require more hydraulic flow and are best suited with a machine that has HP2 circuits and a tiltrotator with a high flow swivel. Check the hydraulic capability of your machine and tiltrotator and the requirements of your attachment to ensure a proper match.

Undercarriage		**Long**
Counterweight		**4600 kg (10,140 lb)**
Boom Type		**HD Reach**
Stick Length		**HD R2.95 (9'8")**
Hydraulic Hammers	H120 S	✓
	H130 S	✓*

NOTE: Use hammers on tiltrotators less than 10% of working hours per year or maximum 200 hours per year. Refer to your Operation and Maintenance Manual for recommended hydraulic flow requirements.
The TRS23 has been replaced by TRS26. For legacy machines or work tool attachments, please consult the appropriate compatibility guide to ensure accurate matching and performance.

TRS26 (HCS80 TOP / HCS80 BOTTOM) ATTACHMENTS

Some attachments require more hydraulic flow and are best suited with a machine that has HP2 circuits and a tiltrotator with a high flow swivel. Check the hydraulic capability of your machine and tiltrotator and the requirements of your attachment to ensure a proper match.

Undercarriage		**Long**
Counterweight		**4600 kg (10,140 lb)**
Boom Type		**HD Reach**
Stick Length		**HD R2.95 (9'8")**
Hydraulic Hammers	H120 S	✓*

NOTE: Use hammers on tiltrotators less than 10% of working hours per year or maximum 200 hours per year. Refer to your Operation and Maintenance Manual for recommended hydraulic flow requirements.
The TRS23 has been replaced by TRS26. For legacy machines or work tool attachments, please consult the appropriate compatibility guide to ensure accurate matching and performance.

BOOM-MOUNT ATTACHMENTS

Undercarriage		**Long**
Counterweight		**4600 kg (10,140 lb)**
Boom Type		**HD Reach**
Mobile Scrap and Demolition Shears	S2050	✓
	S3050 Flat Top	✓

Thumb Specifications

✓ Thumb Available

Not Available

Bucket Type	Tooth Quantity	Width mm	Width in	Pro Plus Pin-on	Pro Plus Cat Pin Grabber	Pro Pin-on	Pro Cat Pin Grabber	Stiff Link Pin-on	Stiff Link Cat Pin Grabber	Utility Pin-on	Utility Cat Pin Grabber
General Duty	5	902	36	✓	✓	✓	✓	✓	✓	✓	✓
	5	1056	42	✓	✓	✓	✓	✓	✓	✓	✓
	6	1208	48	✓	✓	✓	✓	✓	✓	✓	✓
	7	1350	54	✓	✓	✓	✓	✓		✓	✓
Heavy Duty	4	902	36	✓	✓	✓	✓	✓	✓	✓	✓
	5	1056	42	✓	✓	✓	✓	✓	✓	✓	✓
	5	1208	48	✓	✓	✓	✓	✓	✓	✓	✓
	6	1350	54	✓	✓	✓	✓	✓	✓	✓	✓
	7	1500	60	✓	✓	✓	✓	✓	✓	✓	✓
	7	1650	66	✓	✓	✓	✓	✓	✓	✓	✓
Heavy Duty Power	5	1080	42		✓			✓	✓	✓	✓
	5	1232	48	✓	✓	✓	✓	✓	✓	✓	✓
	6	1384	54					✓	✓	✓	✓
Severe Duty	4	902	36	✓	✓	✓	✓	✓	✓	✓	✓
	5	1056	42	✓	✓	✓	✓	✓	✓	✓	✓
	5	1208	48	✓	✓	✓	✓	✓	✓	✓	✓
Pin Grabber Performance (HD)	5	1208	48		✓		✓			✓	✓
	6	1350	54							✓	✓
	7	1500	60							✓	✓
Pin Grabber Performance (SD)	4	902	36							✓	✓
	5	1056	42		✓					✓	✓

Attachments Offering Guide – Europe

Not all Attachments are available in all regions. Consult your Cat dealer for configurations available in your region.

✓ Match | * Working range front only | No Match

PIN-ON ATTACHMENTS

Undercarriage		Long					Long Narrow				
Counterweight		4600 kg (10,140 lb)					4600 kg (10,140 lb)				
Boom Type		Reach		HD Reach	VA		Reach		HD Reach	VA	
Stick Length		R2.5 (8'2")	R2.95 (9'8")	HD R2.95 (9'8")	R2.5 (8'2")	R2.95 (9'8")	R2.5 (8'2")	R2.95 (9'8")	HD R2.95 (9'8")	R2.5 (8'2")	R2.95 (9'8")
Hydraulic Hammers	H120 GC S	✓	✓	✓	✓	✓	✓	✓	✓	✓	✓
	H120 S	✓	✓	✓	✓	✓	✓	✓	✓	✓	✓
	H130 GC S	✓	✓	✓	✓	✓	✓	✓	✓	✓	✓
	H130 S	✓	✓	✓	✓	✓	✓	✓	✓	✓	✓
	H140 S	✓	✓	✓	✓	✓	✓	✓	✓	✓	✓
Multi-Processors	MP318 Concrete Cutter Jaw	✓	✓	✓	✓	✓	✓	✓	✓	✓	✓
	MP318 Demolition Jaw	✓	✓	✓	✓	✓	✓	✓	✓	✓	✓
	MP318 Pulverizer Jaw	✓	✓	✓	✓	✓	✓	✓	✓	✓	✓
	MP318 Shear Jaw	✓	✓	✓	✓	✓	✓	✓	✓	✓	✓
	MP318 Tank Shear Jaw	✓	✓	✓	✓	✓	✓	✓	✓	✓	✓
	MP318 Universal Jaw	✓	✓	✓	✓	✓	✓	✓	✓	✓	✓
	MP324 Concrete Cutter Jaw	✓	✓	✓	✓	✓	✓	✓	✓	✓	✓*
	MP324 Demolition Jaw	✓	✓	✓	✓	✓	✓	✓	✓	✓	✓*
	MP324 Pulverizer Jaw	✓	✓	✓	✓	✓	✓	✓*	✓*	✓*	
	MP324 Shear Jaw	✓	✓	✓	✓	✓	✓	✓	✓	✓	✓*
	MP324 Tank Shear Jaw	✓	✓	✓	✓	✓	✓	✓*	✓*	✓*	
	MP324 Universal Jaw	✓	✓	✓	✓	✓	✓	✓	✓*	✓	
Demolition and Sorting Grapples	G324	✓	✓	✓	✓	✓	✓	✓	✓	✓	✓*
	G324 WH-1500	✓	✓	✓	✓	✓	✓	✓*	✓*	✓*	
	G324 WH-1800	✓	✓*	✓*	✓*		✓*				
	G324 WH-2000	✓									
Mobile Scrap and Demolition Shears	S3025 Flat Top	✓	✓	✓	✓	✓	✓	✓	✓	✓	✓
	S3035 Flat Top	✓									
Pulverizers	P218 Secondary Pulverizer	✓	✓	✓	✓	✓	✓	✓	✓	✓	✓
	P224 Secondary Pulverizer	✓	✓	✓	✓	✓	✓	✓*	✓*	✓*	
	P318 Primary Pulverizer	✓	✓	✓	✓	✓	✓	✓	✓	✓	✓
	P324 Primary Pulverizer	✓	✓	✓	✓	✓	✓	✓*	✓*	✓*	
Compactors (Vibratory Plate)	CVP110	✓	✓	✓	✓	✓	✓	✓	✓	✓	✓
Rotary Cutters	RC20	✓	✓	✓	✓	✓	✓	✓	✓	✓	✓
	RC30	✓	✓	✓	✓	✓	✓	✓	✓	✓	✓

(continued on next page)

Attachments Offering Guide – Europe *(continued)*

Not all Attachments are available in all regions. Consult your Cat dealer for configurations available in your region.

● 1800 kg/m³ (3,000 lb/yd³) ○ 1200 kg/m³ (2,000 lb/yd³) ◇ 600 kg/m³ (1,000 lb/yd³) No Match

PIN-ON ATTACHMENTS *(continued)*

Undercarriage		Long					Long Narrow				
Counterweight		4600 kg (10,140 lb)					4600 kg (10,140 lb)				
Boom Type		Reach		HD Reach	VA		Reach		HD Reach	VA	
Stick Length		R2.5 (8'2")	R2.95 (9'8")	HD R2.95 (9'8")	R2.5 (8'2")	R2.95 (9'8")	R2.5 (8'2")	R2.95 (9'8")	HD R2.95 (9'8")	R2.5 (8'2")	R2.95 (9'8")
Orange Peel Grapples	GSH425-750	●	●	●	●	●	●	●	●	●	●
	GSH425-950	●	●	●	●	●	●	●	○	●	○
	GSH425-1150	●	○	○	○	○	○	○	○	○	○
	GSH440-950	●	○	○	○	○	○	○	○	○	
	GSH440-1150	○	○	○	○		○				
	GSH525-750	●	●	●	●	●	●	●	○	●	○
	GSH525-950	●	●	○	●	○	○	○	○	○	○
	GSH525-1150	○	○	○	○	○	○			○	
	GSV425-600	●	●	●	●	●	●	●	●	●	●
	GSV425-750	●	●	●	●	●	●	●	●	●	●
	GSV425-950	●	●	●	●	●	●	●	●	●	○
	GSV425-1150	●	○	○	●	○	○	○	○	○	○
	GSV425-1550	◇	◇	◇	◇	◇	◇	◇	◇	◇	◇
	GSV525-600	●	●	●	●	●	●	●	●	●	●
	GSV525-750	●	●	●	●	●	●	●	○	●	○
	GSV525-950	●	●	●	●	○	●	○	○	○	○
	GSV525-1150	○	○	○	○	○	○	○	○	○	
	GSV525-1550	◇	◇	◇	◇	◇	◇	◇	◇	◇	◇
Clamshell Grapples	CTV15-1000	●	●	●	●	●	●	●	●	●	●
	CTV15-1200	●	●	●	●	○	●	○	○	○	○
	CTV15-1500	○	○	○	○	○	○	○	○	○	
	CTV15-1700	○	○	○	○						
	CTV15-1900	○									
	CTV20-1300	○	○	○	○	○	○	○		○	
	CTV20-1500	○	○		○						

(continued on next page)

Attachments Offering Guide – Europe *(continued)*

Not all Attachments are available in all regions. Consult your Cat dealer for configurations available in your region.

✓ Match | * Working range front only | No Match

CAT PIN GRABBER COUPLER ATTACHMENTS

Undercarriage		Long					Long Narrow				
Counterweight		4600 kg (10,140 lb)					4600 kg (10,140 lb)				
Boom Type		Reach		HD Reach	VA		Reach		HD Reach	VA	
Stick Length		R2.5 (8'2")	R2.95 (9'8")	HD R2.95 (9'8")	R2.5 (8'2")	R2.95 (9'8")	R2.5 (8'2")	R2.95 (9'8")	HD R2.95 (9'8")	R2.5 (8'2")	R2.95 (9'8")
Hydraulic Hammers	H120 GC S	✓	✓	✓	✓	✓	✓	✓	✓	✓	✓
	H120 S	✓	✓	✓	✓	✓	✓	✓	✓	✓	✓
	H130 GC S	✓	✓	✓	✓	✓	✓	✓	✓	✓	✓
	H130 S	✓	✓	✓	✓	✓	✓	✓	✓	✓	✓
	H140 S	✓	✓	✓	✓	✓	✓	✓	✓*	✓*	
Multi-Processors	MP318 Concrete Cutter Jaw	✓	✓	✓	✓	✓	✓	✓	✓	✓	✓
	MP318 Demolition Jaw	✓	✓	✓	✓	✓	✓	✓	✓	✓	✓
	MP318 Pulverizer Jaw	✓	✓	✓	✓	✓	✓	✓	✓	✓	✓*
	MP318 Shear Jaw	✓	✓	✓	✓	✓	✓	✓	✓	✓	✓
	MP318 Tank Shear Jaw	✓	✓	✓	✓	✓	✓	✓	✓	✓	✓*
	MP318 Universal Jaw	✓	✓	✓	✓	✓	✓	✓	✓	✓	✓
	MP324 Concrete Cutter Jaw	✓	✓*	✓*	✓*						
	MP324 Demolition Jaw	✓	✓*	✓*	✓*						
	MP324 Pulverizer Jaw	✓*									
	MP324 Shear Jaw	✓	✓*	✓*	✓*		✓*				
	MP324 Tank Shear Jaw	✓									
	MP324 Universal Jaw	✓			✓*						
Demolition and Sorting Grapples	G324	✓	✓*	✓*	✓*		✓*				
	G324 WH-1500	✓*									
Mobile Scrap and Demolition Shears	S3025 Flat Top	✓	✓	✓	✓	✓	✓	✓*	✓*	✓*	
Pulverizers	P218 Secondary Pulverizer	✓	✓	✓	✓	✓	✓	✓	✓	✓	✓*
	P224 Secondary Pulverizer	✓*									
	P318 Primary Pulverizer	✓	✓	✓	✓	✓	✓	✓	✓	✓	✓*
	P324 Primary Pulverizer	✓*									
Compactors (Vibratory Plate)	CVP110	✓	✓	✓	✓	✓	✓	✓	✓	✓	✓
Rotary Cutters	RC20	✓	✓	✓	✓	✓	✓	✓	✓	✓	✓
	RC30	✓	✓	✓	✓	✓	✓	✓	✓	✓	✓*

(continued on next page)

Attachments Offering Guide – Europe *(continued)*

Not all Attachments are available in all regions. Consult your Cat dealer for configurations available in your region.

✓ Match | * Working range front only | No Match

CW-40 DEDICATED COUPLER ATTACHMENTS

Undercarriage		Long					Long Narrow				
Counterweight		4600 kg (10,140 lb)					4600 kg (10,140 lb)				
Boom Type		Reach		HD Reach	VA		Reach		HD Reach	VA	
Stick Length		R2.5 (8'2")	R2.95 (9'8")	HD R2.95 (9'8")	R2.5 (8'2")	R2.95 (9'8")	R2.5 (8'2")	R2.95 (9'8")	HD R2.95 (9'8")	R2.5 (8'2")	R2.95 (9'8")
Hydraulic Hammers	H120 GC S	✓	✓	✓	✓	✓	✓	✓	✓	✓	✓
	H120 S	✓	✓	✓	✓	✓	✓	✓	✓	✓	✓
	H130 GC S	✓	✓	✓	✓	✓	✓	✓	✓	✓	✓
	H130 S	✓	✓	✓	✓	✓	✓	✓	✓	✓	✓
	H140 S	✓	✓	✓	✓	✓	✓	✓	✓	✓	✓*
Multi-Processors	MP318 Concrete Cutter Jaw	✓	✓	✓	✓	✓	✓	✓	✓	✓	✓
	MP318 Demolition Jaw	✓	✓	✓	✓	✓	✓	✓	✓	✓	✓
	MP318 Pulverizer Jaw	✓	✓	✓	✓	✓	✓	✓	✓	✓	✓
	MP318 Shear Jaw	✓	✓	✓	✓	✓	✓	✓	✓	✓	✓
	MP318 Tank Shear Jaw	✓	✓	✓	✓	✓	✓	✓	✓	✓	✓
	MP318 Universal Jaw	✓	✓	✓	✓	✓	✓	✓	✓	✓	✓
	MP324 Concrete Cutter Jaw	✓	✓	✓	✓	✓*	✓	✓*	✓*	✓*	
	MP324 Demolition Jaw	✓	✓	✓	✓	✓*	✓	✓*	✓*	✓*	
	MP324 Pulverizer Jaw	✓	✓	✓*	✓	✓*	✓*				
	MP324 Shear Jaw	✓	✓	✓	✓	✓	✓	✓*	✓*	✓*	
	MP324 Tank Shear Jaw	✓	✓	✓	✓	✓*	✓*				
	MP324 Universal Jaw	✓	✓	✓	✓	✓*	✓	✓*		✓*	
Demolition and Sorting Grapples	G324	✓	✓	✓	✓	✓	✓	✓*	✓*	✓*	
	G324 WH-1500	✓	✓	✓	✓	✓*	✓*				
	G324 WH-1800	✓			✓*						
	G324 WH-2000	✓*									
Mobile Scrap and Demolition Shears	S3025 Flat Top	✓	✓	✓	✓	✓	✓	✓	✓	✓	✓
	S3035 Flat Top	✓*									
Pulverizers	P218 Secondary Pulverizer	✓	✓	✓	✓	✓	✓	✓	✓	✓	✓
	P224 Secondary Pulverizer	✓	✓	✓*	✓	✓*	✓*				
	P318 Primary Pulverizer	✓	✓	✓	✓	✓	✓	✓	✓	✓	✓
	P324 Primary Pulverizer	✓	✓	✓	✓	✓*	✓*				
Compactors (Vibratory Plate)	CVP110	✓	✓	✓	✓	✓	✓	✓	✓	✓	✓
Rotary Cutters	RC20	✓	✓	✓	✓	✓	✓	✓	✓	✓	✓
	RC30	✓	✓	✓	✓	✓	✓	✓	✓	✓	✓

(continued on next page)

Attachments Offering Guide – Europe *(continued)*

Not all Attachments are available in all regions. Consult your Cat dealer for configurations available in your region.

✓ Match | * Working range front only | No Match

HCCW40 DEDICATED COUPLER ATTACHMENTS

Undercarriage		Long					Long Narrow				
Counterweight		4600 kg (10,140 lb)					4600 kg (10,140 lb)				
Boom Type		Reach		HD Reach	VA		Reach		HD Reach	VA	
Stick Length		R2.5 (8'2")	R2.95 (9'8")	HD R2.95 (9'8")	R2.5 (8'2")	R2.95 (9'8")	R2.5 (8'2")	R2.95 (9'8")	HD R2.95 (9'8")	R2.5 (8'2")	R2.95 (9'8")
Hydraulic Hammers	H120 GC S	✓	✓	✓	✓	✓	✓	✓	✓	✓	✓
	H120 S	✓	✓	✓	✓	✓	✓	✓	✓	✓	✓
	H130 GC S	✓	✓	✓	✓	✓	✓	✓	✓	✓	✓*
	H130 S	✓	✓	✓	✓	✓	✓	✓	✓	✓	✓
	H140 S	✓	✓	✓	✓	✓	✓	✓*	✓*	✓*	
Multi-Processors	MP318 Concrete Cutter Jaw	✓	✓	✓	✓	✓	✓	✓	✓	✓	✓
	MP318 Demolition Jaw	✓	✓	✓	✓	✓	✓	✓	✓	✓	✓
	MP318 Pulverizer Jaw	✓	✓	✓	✓	✓	✓	✓	✓	✓	✓
	MP318 Shear Jaw	✓	✓	✓	✓	✓	✓	✓	✓	✓	✓
	MP318 Tank Shear Jaw	✓	✓	✓	✓	✓	✓	✓	✓	✓	✓
	MP318 Universal Jaw	✓	✓	✓	✓	✓	✓	✓	✓	✓	✓
	MP324 Concrete Cutter Jaw	✓	✓*	✓*	✓*		✓*				
	MP324 Demolition Jaw	✓	✓*	✓*	✓*		✓*				
	MP324 Pulverizer Jaw	✓			✓*						
	MP324 Shear Jaw	✓	✓	✓	✓	✓*	✓*				
	MP324 Tank Shear Jaw	✓	✓*	✓*	✓*						
	MP324 Universal Jaw	✓	✓*	✓*	✓*		✓*				
Demolition and Sorting Grapples	G324	✓	✓*	✓*	✓		✓*				
	G324 WH-1500	✓	✓*	✓*	✓*						
Mobile Scrap and Demolition Shears	S3025 Flat Top	✓	✓	✓	✓	✓	✓	✓	✓	✓	✓*
Pulverizers	P218 Secondary Pulverizer	✓	✓	✓	✓	✓	✓	✓	✓	✓	✓
	P224 Secondary Pulverizer	✓			✓*						
	P318 Primary Pulverizer	✓	✓	✓	✓	✓	✓	✓	✓	✓	✓
	P324 Primary Pulverizer	✓	✓*		✓*						
Compactors (Vibratory Plate)	CVP110	✓	✓	✓	✓	✓	✓	✓	✓	✓	✓
Rotary Cutters	RC20	✓	✓	✓	✓	✓	✓	✓	✓	✓	✓
	RC30	✓	✓	✓	✓	✓	✓	✓	✓	✓	✓*

(continued on next page)

Attachments Offering Guide – Europe *(continued)*

Not all Attachments are available in all regions. Consult your Cat dealer for configurations available in your region.

✓ Match | * Working range front only | No Match

S70 DEDICATED COUPLER ATTACHMENTS

Undercarriage		Long					Long Narrow				
Counterweight		4600 kg (10,140 lb)					4600 kg (10,140 lb)				
Boom Type		Reach		HD Reach	VA		Reach		HD Reach	VA	
Stick Length		R2.5 (8'2")	R2.95 (9'8")	HD R2.95 (9'8")	R2.5 (8'2")	R2.95 (9'8")	R2.5 (8'2")	R2.95 (9'8")	HD R2.95 (9'8")	R2.5 (8'2")	R2.95 (9'8")
Hydraulic Hammers	H120 GC S	✓	✓	✓	✓	✓	✓	✓	✓	✓	✓
	H120 S	✓	✓	✓	✓	✓	✓	✓	✓	✓	✓
	H130 S	✓	✓	✓	✓	✓	✓	✓	✓	✓	✓
	H140 S	✓	✓	✓	✓	✓	✓	✓	✓	✓	✓*
Multi-Processors	MP318 Concrete Cutter Jaw	✓	✓	✓	✓	✓	✓	✓	✓	✓	✓
	MP318 Demolition Jaw	✓	✓	✓	✓	✓	✓	✓	✓	✓	✓
	MP318 Pulverizer Jaw	✓	✓	✓	✓	✓	✓	✓	✓	✓	✓
	MP318 Shear Jaw	✓	✓	✓	✓	✓	✓	✓	✓	✓	✓
	MP318 Tank Shear Jaw	✓	✓	✓	✓	✓	✓	✓	✓	✓	✓
	MP318 Universal Jaw	✓	✓	✓	✓	✓	✓	✓	✓	✓	✓
	MP324 Concrete Cutter Jaw	✓	✓	✓	✓	✓*	✓	✓*	✓*	✓*	
	MP324 Demolition Jaw	✓	✓	✓	✓	✓*	✓	✓*		✓*	
	MP324 Pulverizer Jaw	✓	✓*	✓*	✓*		✓*				
	MP324 Shear Jaw	✓	✓	✓	✓	✓	✓	✓*	✓*	✓*	
	MP324 Tank Shear Jaw	✓	✓	✓	✓	✓*	✓*				
	MP324 Universal Jaw	✓	✓	✓	✓	✓*	✓*				
Demolition and Sorting Grapples	G324	✓	✓	✓	✓	✓*	✓	✓*	✓*	✓*	
	G324 WH-1500	✓	✓	✓*	✓	✓*	✓*				
	G324 WH-1800	✓*									
Mobile Scrap and Demolition Shears	S3025 Flat Top	✓	✓	✓	✓	✓	✓	✓	✓	✓	✓
	S3035 Flat Top	✓*									
Pulverizers	P218 Secondary Pulverizer	✓	✓	✓	✓	✓	✓	✓	✓	✓	✓
	P224 Secondary Pulverizer	✓	✓*	✓*	✓		✓*				
	P318 Primary Pulverizer	✓	✓	✓	✓	✓	✓	✓	✓	✓	✓
	P324 Primary Pulverizer	✓	✓*	✓*	✓		✓*				
Compactors (Vibratory Plate)	CVP110	✓	✓	✓	✓	✓	✓	✓	✓	✓	✓
Rotary Cutters	RC20	✓	✓	✓	✓	✓	✓	✓	✓	✓	✓
	RC30	✓	✓	✓	✓	✓	✓	✓	✓	✓	✓

(continued on next page)

Attachments Offering Guide – Europe *(continued)*

Not all Attachments are available in all regions. Consult your Cat dealer for configurations available in your region.

✓ Match | * Working range front only | No Match

S80 DEDICATED COUPLER ATTACHMENTS

Undercarriage		Long					Long Narrow				
Counterweight		4600 kg (10,140 lb)					4600 kg (10,140 lb)				
Boom Type		Reach		HD Reach	VA		Reach		HD Reach	VA	
Stick Length		R2.5 (8'2")	R2.95 (9'8")	HD R2.95 (9'8")	R2.5 (8'2")	R2.95 (9'8")	R2.5 (8'2")	R2.95 (9'8")	HD R2.95 (9'8")	R2.5 (8'2")	R2.95 (9'8")
Hydraulic Hammers	H120 S	✓	✓	✓	✓	✓	✓	✓	✓	✓	✓
	H130 GC S	✓	✓	✓	✓	✓	✓	✓	✓	✓	✓*
	H130 S	✓	✓	✓	✓	✓	✓	✓	✓	✓	✓
	H140 S	✓	✓	✓	✓	✓	✓	✓	✓*	✓*	
Multi-Processors	MP318 Concrete Cutter Jaw	✓	✓	✓	✓	✓	✓	✓	✓	✓	✓
	MP318 Demolition Jaw	✓	✓	✓	✓	✓	✓	✓	✓	✓	✓
	MP318 Pulverizer Jaw	✓	✓	✓	✓	✓	✓	✓	✓	✓	✓
	MP318 Shear Jaw	✓	✓	✓	✓	✓	✓	✓	✓	✓	✓
	MP318 Tank Shear Jaw	✓	✓	✓	✓	✓	✓	✓	✓	✓	✓
	MP318 Universal Jaw	✓	✓	✓	✓	✓	✓	✓	✓	✓	✓
	MP324 Concrete Cutter Jaw	✓	✓*	✓*	✓*		✓*				
	MP324 Demolition Jaw	✓	✓*	✓*	✓*		✓*				
	MP324 Pulverizer Jaw	✓									
	MP324 Shear Jaw	✓	✓	✓	✓	✓*	✓*				
	MP324 Tank Shear Jaw	✓	✓*	✓*	✓*						
	MP324 Universal Jaw	✓	✓*	✓*	✓*						
Demolition and Sorting Grapples	G324	✓	✓*	✓*	✓*		✓*				
	G324 WH-1500	✓	✓*		✓*						
	G324 WH-1800	✓*									
Mobile Scrap and Demolition Shears	S3025 Flat Top	✓	✓	✓	✓	✓	✓	✓	✓	✓	✓*
Pulverizers	P218 Secondary Pulverizer	✓	✓	✓	✓	✓	✓	✓	✓	✓	✓
	P224 Secondary Pulverizer	✓			✓*						
	P318 Primary Pulverizer	✓	✓	✓	✓	✓	✓	✓	✓	✓	✓
	P324 Primary Pulverizer	✓			✓*						
Compactors (Vibratory Plate)	CVP110	✓	✓	✓	✓	✓	✓	✓	✓	✓	✓
Rotary Cutters	RC20	✓	✓	✓	✓	✓	✓	✓	✓	✓	✓
	RC30	✓	✓	✓	✓	✓	✓	✓	✓	✓	✓*

(continued on next page)

Attachments Offering Guide – Europe *(continued)*

Not all Attachments are available in all regions. Consult your Cat dealer for configurations available in your region.

✓ Match | * Working range front only | No Match

HCS70 COUPLER ATTACHMENTS

Undercarriage		Long					Long Narrow				
Counterweight		4600 kg (10,140 lb)					4600 kg (10,140 lb)				
Boom Type		Reach		HD Reach	VA		Reach		HD Reach	VA	
Stick Length		R2.5 (8'2")	R2.95 (9'8")	HD R2.95 (9'8")	R2.5 (8'2")	R2.95 (9'8")	R2.5 (8'2")	R2.95 (9'8")	HD R2.95 (9'8")	R2.5 (8'2")	R2.95 (9'8")
Hydraulic Hammers	H120 S	✓	✓	✓	✓	✓	✓	✓	✓	✓	✓
	H130 S	✓	✓	✓	✓	✓	✓	✓	✓	✓	✓
	H140 S	✓	✓	✓	✓	✓	✓	✓	✓	✓	✓*
Multi-Processors	MP318 Concrete Cutter Jaw	✓	✓	✓	✓	✓	✓	✓	✓	✓	✓
	MP318 Demolition Jaw	✓	✓	✓	✓	✓	✓	✓	✓	✓	✓
	MP318 Pulverizer Jaw	✓	✓	✓	✓	✓	✓	✓	✓	✓	✓
	MP318 Shear Jaw	✓	✓	✓	✓	✓	✓	✓	✓	✓	✓
	MP318 Tank Shear Jaw	✓	✓	✓	✓	✓	✓	✓	✓	✓	✓
	MP318 Universal Jaw	✓	✓	✓	✓	✓	✓	✓	✓	✓	✓
	MP324 Concrete Cutter Jaw	✓	✓	✓*	✓	✓*	✓*				
	MP324 Demolition Jaw	✓	✓*	✓*	✓		✓*				
	MP324 Pulverizer Jaw	✓	✓*		✓*						
	MP324 Shear Jaw	✓	✓	✓	✓	✓*	✓				
	MP324 Tank Shear Jaw	✓	✓*	✓*	✓*		✓*				
	MP324 Universal Jaw	✓	✓*	✓*	✓*		✓*				
Demolition and Sorting Grapples	G324	✓	✓	✓*	✓	✓*	✓*				
	G324 WH-1500	✓	✓*	✓*	✓*						
	G324 WH-1800	✓*									
Mobile Scrap and Demolition Shears	S3025 Flat Top	✓	✓	✓	✓	✓	✓	✓	✓	✓	✓*
Pulverizers	P218 Secondary Pulverizer	✓	✓	✓	✓	✓	✓	✓	✓	✓	✓
	P224 Secondary Pulverizer	✓	✓*	✓*	✓*						
	P318 Primary Pulverizer	✓	✓	✓	✓	✓	✓	✓	✓	✓	✓
	P324 Primary Pulverizer	✓	✓*	✓*	✓*						
Compactors (Vibratory Plate)	CVP110	✓	✓	✓	✓	✓	✓	✓	✓	✓	✓
Rotary Cutters	RC20	✓	✓	✓	✓	✓	✓	✓	✓	✓	✓
	RC30	✓	✓	✓	✓	✓	✓	✓	✓	✓	✓

(continued on next page)

Attachments Offering Guide – Europe *(continued)*

Not all Attachments are available in all regions. Consult your Cat dealer for configurations available in your region.

✓ Match | * Working range front only | No Match

HCS70/55 COUPLER ATTACHMENTS

Undercarriage		Long					Long Narrow				
Counterweight		4600 kg (10,140 lb)					4600 kg (10,140 lb)				
Boom Type		Reach		HD Reach	VA		Reach		HD Reach	VA	
Stick Length		R2.5 (8'2")	R2.95 (9'8")	HD R2.95 (9'8")	R2.5 (8'2")	R2.95 (9'8")	R2.5 (8'2")	R2.95 (9'8")	HD R2.95 (9'8")	R2.5 (8'2")	R2.95 (9'8")
Hydraulic Hammers	H120 S	✓	✓	✓	✓	✓	✓	✓	✓	✓	✓
	H130 S	✓	✓	✓	✓	✓	✓	✓	✓	✓	✓
	H140 S	✓	✓	✓	✓	✓	✓	✓	✓	✓	✓*
Multi-Processors	MP318 Concrete Cutter Jaw	✓	✓	✓	✓	✓	✓	✓	✓	✓	✓
	MP318 Demolition Jaw	✓	✓	✓	✓	✓	✓	✓	✓	✓	✓
	MP318 Pulverizer Jaw	✓	✓	✓	✓	✓	✓	✓	✓	✓	✓
	MP318 Shear Jaw	✓	✓	✓	✓	✓	✓	✓	✓	✓	✓
	MP318 Tank Shear Jaw	✓	✓	✓	✓	✓	✓	✓	✓	✓	✓
	MP318 Universal Jaw	✓	✓	✓	✓	✓	✓	✓	✓	✓	✓
	MP324 Concrete Cutter Jaw	✓	✓*	✓*	✓*		✓*				
	MP324 Demolition Jaw	✓	✓*	✓*	✓*		✓*				
	MP324 Pulverizer Jaw	✓			✓*						
	MP324 Shear Jaw	✓	✓	✓	✓	✓*	✓*				
	MP324 Tank Shear Jaw	✓	✓*	✓*	✓*						
	MP324 Universal Jaw	✓	✓*	✓*	✓*						
Demolition and Sorting Grapples	G324	✓	✓*	✓*	✓		✓*				
	G324 WH-1500	✓	✓*	✓*	✓*						
	G324 WH-1800	✓*									
Mobile Scrap and Demolition Shears	S3025 Flat Top	✓	✓	✓	✓	✓	✓	✓	✓	✓	✓*
Pulverizers	P218 Secondary Pulverizer	✓	✓	✓	✓	✓	✓	✓	✓	✓	✓
	P224 Secondary Pulverizer	✓			✓*						
	P318 Primary Pulverizer	✓	✓	✓	✓	✓	✓	✓	✓	✓	✓
	P324 Primary Pulverizer	✓	✓*		✓*						
Compactors (Vibratory Plate)	CVP110	✓	✓	✓	✓	✓	✓	✓	✓	✓	✓
Rotary Cutters	RC20	✓	✓	✓	✓	✓	✓	✓	✓	✓	✓
	RC30	✓	✓	✓	✓	✓	✓	✓	✓	✓	✓*

(continued on next page)

Attachments Offering Guide – Europe *(continued)*

Not all Attachments are available in all regions. Consult your Cat dealer for configurations available in your region.

✓ Match | * Working range front only | No Match

HCS80 COUPLER ATTACHMENTS

Undercarriage		Long					Long Narrow				
Counterweight		4600 kg (10,140 lb)					4600 kg (10,140 lb)				
Boom Type		Reach		HD Reach	VA		Reach		HD Reach	VA	
Stick Length		R2.5 (8'2")	R2.95 (9'8")	HD R2.95 (9'8")	R2.5 (8'2")	R2.95 (9'8")	R2.5 (8'2")	R2.95 (9'8")	HD R2.95 (9'8")	R2.5 (8'2")	R2.95 (9'8")
Hydraulic Hammers	H120 S	✓	✓	✓	✓	✓	✓	✓	✓	✓	✓
	H130 S	✓	✓	✓	✓	✓	✓	✓	✓	✓	✓
	H140 S	✓	✓	✓	✓	✓	✓	✓*	✓*	✓*	
Multi-Processors	MP318 Concrete Cutter Jaw	✓	✓	✓	✓	✓	✓	✓	✓	✓	✓
	MP318 Demolition Jaw	✓	✓	✓	✓	✓	✓	✓	✓	✓	✓
	MP318 Pulverizer Jaw	✓	✓	✓	✓	✓	✓	✓	✓	✓	✓*
	MP318 Shear Jaw	✓	✓	✓	✓	✓	✓	✓	✓	✓	✓
	MP318 Tank Shear Jaw	✓	✓	✓	✓	✓	✓	✓	✓	✓	✓*
	MP318 Universal Jaw	✓	✓	✓	✓	✓	✓	✓	✓	✓	✓*
	MP324 Concrete Cutter Jaw	✓	✓*		✓*						
	MP324 Demolition Jaw	✓			✓*						
	MP324 Pulverizer Jaw	✓*									
	MP324 Shear Jaw	✓	✓*	✓*	✓*		✓*				
	MP324 Tank Shear Jaw	✓*									
	MP324 Universal Jaw	✓*									
Demolition and Sorting Grapples	G324	✓	✓*		✓*						
	G324 WH-1500	✓*									
Mobile Scrap and Demolition Shears	S3025 Flat Top	✓	✓	✓	✓	✓	✓	✓*	✓*	✓*	
Pulverizers	P218 Secondary Pulverizer	✓	✓	✓	✓	✓	✓	✓	✓	✓	✓*
	P224 Secondary Pulverizer	✓*									
	P318 Primary Pulverizer	✓	✓	✓	✓	✓	✓	✓	✓	✓	✓*
	P324 Primary Pulverizer	✓*									
Compactors (Vibratory Plate)	CVP110	✓	✓	✓	✓	✓	✓	✓	✓	✓	✓
Rotary Cutters	RC20	✓	✓	✓	✓	✓	✓	✓	✓	✓	✓
	RC30	✓	✓	✓	✓	✓	✓	✓	✓	✓	✓

(continued on next page)

Attachments Offering Guide – Europe *(continued)*

Not all Attachments are available in all regions. Consult your Cat dealer for configurations available in your region.

✓ Match | * Working range front only | No Match

TRS26 (PIN-ON TOP / S70 BOTTOM) ATTACHMENTS

Some attachments require more hydraulic flow and are best suited with a machine that has HP2 circuits and a tiltrotator with a high flow swivel. Check the hydraulic capability of your machine and tiltrotator and the requirements of your attachment to ensure a proper match.

Undercarriage		Long					Long Narrow				
Counterweight		4600 kg (10,140 lb)					4600 kg (10,140 lb)				
Boom Type		Reach		HD Reach	VA		Reach		HD Reach	VA	
Stick Length		R2.5 (8'2")	R2.95 (9'8")	HD R2.95 (9'8")	R2.5 (8'2")	R2.95 (9'8")	R2.5 (8'2")	R2.95 (9'8")	HD R2.95 (9'8")	R2.5 (8'2")	R2.95 (9'8")
Hydraulic Hammers	H120 GC S	✓	✓	✓	✓	✓	✓	✓	✓	✓	✓
	H120 S	✓	✓	✓	✓	✓	✓	✓	✓	✓	✓
	H130 S	✓	✓	✓	✓	✓	✓	✓	✓	✓	✓*

NOTE: Use hammers on tiltrotators less than 10% of working hours per year or maximum 200 hours per year. Refer to your Operation and Maintenance Manual for recommended hydraulic flow requirements.
The TRS23 has been replaced by TRS26. For legacy machines or work tool attachments, please consult the appropriate compatibility guide to ensure accurate matching and performance.

TRS26 (S70 TOP / S70 BOTTOM) ATTACHMENTS

Some attachments require more hydraulic flow and are best suited with a machine that has HP2 circuits and a tiltrotator with a high flow swivel. Check the hydraulic capability of your machine and tiltrotator and the requirements of your attachment to ensure a proper match.

Undercarriage		Long					Long Narrow				
Counterweight		4600 kg (10,140 lb)					4600 kg (10,140 lb)				
Boom Type		Reach		HD Reach	VA		Reach		HD Reach	VA	
Stick Length		R2.5 (8'2")	R2.95 (9'8")	HD R2.95 (9'8")	R2.5 (8'2")	R2.95 (9'8")	R2.5 (8'2")	R2.95 (9'8")	HD R2.95 (9'8")	R2.5 (8'2")	R2.95 (9'8")
Hydraulic Hammers	H120 GC S B471:L473	✓	✓	✓	✓	✓	✓	✓	✓	✓	✓*
	H120 S	✓	✓	✓	✓	✓	✓	✓	✓	✓	✓*
	H130 S	✓	✓	✓	✓	✓*	✓				

NOTE: Use hammers on tiltrotators less than 10% of working hours per year or maximum 200 hours per year. Refer to your Operation and Maintenance Manual for recommended hydraulic flow requirements.
The TRS23 has been replaced by TRS26. For legacy machines or work tool attachments, please consult the appropriate compatibility guide to ensure accurate matching and performance.

TRS26 (PIN-ON TOP / S80 BOTTOM) ATTACHMENTS

Some attachments require more hydraulic flow and are best suited with a machine that has HP2 circuits and a tiltrotator with a high flow swivel. Check the hydraulic capability of your machine and tiltrotator and the requirements of your attachment to ensure a proper match.

Undercarriage		Long					Long Narrow				
Counterweight		4600 kg (10,140 lb)					4600 kg (10,140 lb)				
Boom Type		Reach		HD Reach	VA		Reach		HD Reach	VA	
Stick Length		R2.5 (8'2")	R2.95 (9'8")	HD R2.95 (9'8")	R2.5 (8'2")	R2.95 (9'8")	R2.5 (8'2")	R2.95 (9'8")	HD R2.95 (9'8")	R2.5 (8'2")	R2.95 (9'8")
Hydraulic Hammers	H120 S	✓	✓	✓	✓	✓	✓	✓	✓	✓	✓*
	H130 S	✓	✓	✓	✓	✓*	✓	✓*	✓*	✓*	

NOTE: Use hammers on tiltrotators less than 10% of working hours per year or maximum 200 hours per year. Refer to your Operation and Maintenance Manual for recommended hydraulic flow requirements.
The TRS23 has been replaced by TRS26. For legacy machines or work tool attachments, please consult the appropriate compatibility guide to ensure accurate matching and performance.

(continued on next page)

Attachments Offering Guide – Europe *(continued)*

Not all Attachments are available in all regions. Consult your Cat dealer for configurations available in your region.

✓ Match | * Working range front only | No Match

TRS26 (S80 TOP / S80 BOTTOM) ATTACHMENTS

Some attachments require more hydraulic flow and are best suited with a machine that has HP2 circuits and a tiltrotator with a high flow swivel. Check the hydraulic capability of your machine and tiltrotator and the requirements of your attachment to ensure a proper match.

Undercarriage		Long					Long Narrow
Counterweight		4600 kg (10,140 lb)					4600 kg (10,140 lb)
Boom Type		Reach		HD Reach	VA		Reach
Stick Length		R2.5 (8'2")	R2.95 (9'8")	HD R2.95 (9'8")	R2.5 (8'2")	R2.95 (9'8")	R2.5 (8'2")
Hydraulic Hammers	H120 S	✓	✓	✓*	✓	✓*	✓*
	H130 S	✓*					

NOTE: Use hammers on tiltrotators less than 10% of working hours per year or maximum 200 hours per year. Refer to your Operation and Maintenance Manual for recommended hydraulic flow requirements.
The TRS23 has been replaced by TRS26. For legacy machines or work tool attachments, please consult the appropriate compatibility guide to ensure accurate matching and performance.

TRS26 (HCS70 TOP / HCS70 BOTTOM) ATTACHMENTS

Some attachments require more hydraulic flow and are best suited with a machine that has HP2 circuits and a tiltrotator with a high flow swivel. Check the hydraulic capability of your machine and tiltrotator and the requirements of your attachment to ensure a proper match.

Undercarriage		Long					Long Narrow				
Counterweight		4600 kg (10,140 lb)					4600 kg (10,140 lb)				
Boom Type		Reach		HD Reach	VA		Reach		HD Reach	VA	
Stick Length		R2.5 (8'2")	R2.95 (9'8")	HD R2.95 (9'8")	R2.5 (8'2")	R2.95 (9'8")	R2.5 (8'2")	R2.95 (9'8")	HD R2.95 (9'8")	R2.5 (8'2")	R2.95 (9'8")
Hydraulic Hammers	H120 S	✓	✓	✓	✓	✓	✓	✓	✓*	✓	✓*
	H130 S	✓	✓	✓*	✓	✓*	✓*				

NOTE: Use hammers on tiltrotators less than 10% of working hours per year or maximum 200 hours per year. Refer to your Operation and Maintenance Manual for recommended hydraulic flow requirements.
The TRS23 has been replaced by TRS26. For legacy machines or work tool attachments, please consult the appropriate compatibility guide to ensure accurate matching and performance.

TRS26 (HCS70/55 TOP / HCS70/55 BOTTOM) ATTACHMENTS

Some attachments require more hydraulic flow and are best suited with a machine that has HP2 circuits and a tiltrotator with a high flow swivel. Check the hydraulic capability of your machine and tiltrotator and the requirements of your attachment to ensure a proper match.

Undercarriage		Long					Long Narrow			
Counterweight		4600 kg (10,140 lb)					4600 kg (10,140 lb)			
Boom Type		Reach		HD Reach	VA		Reach		HD Reach	VA
Stick Length		R2.5 (8'2")	R2.95 (9'8")	HD R2.95 (9'8")	R2.5 (8'2")	R2.95 (9'8")	R2.5 (8'2")	R2.95 (9'8")	HD R2.95 (9'8")	R2.5 (8'2")
Hydraulic Hammers	H120 S	✓	✓	✓	✓	✓	✓	✓*	✓*	✓*
	H130 S	✓	✓*	✓*	✓*		✓*			

NOTE: Use hammers on tiltrotators less than 10% of working hours per year or maximum 200 hours per year. Refer to your Operation and Maintenance Manual for recommended hydraulic flow requirements.
The TRS23 has been replaced by TRS26. For legacy machines or work tool attachments, please consult the appropriate compatibility guide to ensure accurate matching and performance.

(continued on next page)

Attachments Offering Guide – Europe *(continued)*

Not all Attachments are available in all regions. Consult your Cat dealer for configurations available in your region.

✓ Match | * Working range front only | No Match

TRS26 (HCS80 TOP / HCS80 BOTTOM) ATTACHMENTS

Some attachments require more hydraulic flow and are best suited with a machine that has HP2 circuits and a tiltrotator with a high flow swivel. Check the hydraulic capability of your machine and tiltrotator and the requirements of your attachment to ensure a proper match.

Undercarriage		**Long**				**Long Narrow**
Counterweight		**4600 kg (10,140 lb)**				**4600 kg (10,140 lb)**
Boom Type		**Reach**		**HD Reach**	**VA**	**Reach**
Stick Length		**R2.5 (8'2")**	**R2.95 (9'8")**	**HD R2.95 (9'8")**	**R2.5 (8'2")**	**R2.5 (8'2")**
Hydraulic Hammers	H120 S	✓	✓*	✓*	✓*	✓*
	H130 S	✓*				

NOTE: Use hammers on tiltrotators less than 10% of working hours per year or maximum 200 hours per year. Refer to your Operation and Maintenance Manual for recommended hydraulic flow requirements.
The TRS23 has been replaced by TRS26. For legacy machines or work tool attachments, please consult the appropriate compatibility guide to ensure accurate matching and performance.

BOOM-MOUNT ATTACHMENTS

Undercarriage		**Long**			**Long Narrow**		
Counterweight		**4600 kg (10,140 lb)**			**4600 kg (10,140 lb)**		
Boom Type		**Reach**	**HD Reach**	**VA**	**Reach**	**HD Reach**	**VA**
Mobile Scrap and Demolition Shears	S2050	✓	✓	✓	✓	✓	✓
	S3050 Flat Top	✓	✓	✓	✓*	✓*	

Attachments Offering Guide – Türkiye

Not all Attachments are available in all regions. Consult your Cat dealer for configurations available in your region.

✓ Match * Working range front only

PIN-ON ATTACHMENTS		
Undercarriage		**Long**
Counterweight		**4600 kg (10,140 lb)**
Boom Type		**HD Reach**
Stick Length		**HD R2.95 (9'8")**
Hydraulic Hammers	H120 GC S	✓
	H120 S	✓
	H130 GC S	✓
	H130 S	✓
	H140 S	✓
Multi-Processors	MP318 Concrete Cutter Jaw	✓
	MP318 Demolition Jaw	✓
	MP318 Pulverizer Jaw	✓
	MP318 Shear Jaw	✓
	MP318 Tank Shear Jaw	✓
	MP318 Universal Jaw	✓
	MP324 Concrete Cutter Jaw	✓
	MP324 Demolition Jaw	✓
	MP324 Pulverizer Jaw	✓
	MP324 Shear Jaw	✓
	MP324 Tank Shear Jaw	✓
	MP324 Universal Jaw	✓
Demolition and Sorting Grapples	G324	✓
	G324 WH-1500	✓
	G324 WH-1800	✓*
Mobile Scrap and Demolition Shears	S3025 Flat Top	✓
Pulverizers	P218 Secondary Pulverizer	✓
	P224 Secondary Pulverizer	✓
	P318 Primary Pulverizer	✓
	P324 Primary Pulverizer	✓
Compactors (Vibratory Plate)	CVP110	✓

(continued on next page)

Attachments Offering Guide – Türkiye *(continued)*

Not all Attachments are available in all regions. Consult your Cat dealer for configurations available in your region.

● 1800 kg/m³ (3000 lb/yd³) ○ 1200 kg/m³ (2000 lb/yd³) ◇ 600 kg/m³ (1000 lb/yd³)

PIN-ON ATTACHMENTS *(continued)*		
Undercarriage		**Long**
Counterweight		**4600 kg (10,140 lb)**
Boom Type		**HD Reach**
Stick Length		**HD R2.95 (9'8")**
Orange Peel Grapples	GSH425-750	●
	GSH425-950	●
	GSH425-1150	○
	GSH440-950	○
	GSH440-1150	○
	GSH525-750	●
	GSH525-950	○
	GSH525-1150	○
	GSV425-600	●
	GSV425-750	●
	GSV425-950	●
	GSV425-1150	○
	GSV425-1550	◇
	GSV525-600	●
	GSV525-750	●
	GSV525-950	●
	GSV525-1150	○
	GSV525-1550	◇
Clamshell Grapples	CTV15-1000	●
	CTV15-1200	●
	CTV15-1500	○
	CTV15-1700	○
	CTV20-1300	○

(continued on next page)

Attachments Offering Guide – Türkiye *(continued)*

Not all Attachments are available in all regions. Consult your Cat dealer for configurations available in your region.

✓ Match * Working range front only

CAT PIN GRABBER COUPLER ATTACHMENTS		
Undercarriage		**Long**
Counterweight		**4600 kg (10,140 lb)**
Boom Type		**HD Reach**
Stick Length		**HD R2.95 (9'8")**
Hydraulic Hammers	H120 GC S	✓
	H120 S	✓
	H130 GC S	✓
	H130 S	✓
	H140 S	✓
Multi-Processors	MP318 Concrete Cutter Jaw	✓
	MP318 Demolition Jaw	✓
	MP318 Pulverizer Jaw	✓
	MP318 Shear Jaw	✓
	MP318 Tank Shear Jaw	✓
	MP318 Universal Jaw	✓
	MP324 Concrete Cutter Jaw	✓*
	MP324 Demolition Jaw	✓*
	MP324 Shear Jaw	✓*
Demolition and Sorting Grapples	G324	✓*
Mobile Scrap and Demolition Shears	S3025 Flat Top	✓*
Pulverizers	P218 Secondary Pulverizer	✓
	P318 Primary Pulverizer	✓
Compactors (Vibratory Plate)	CVP110	✓

(continued on next page)

Attachments Offering Guide – Türkiye *(continued)*

Not all Attachments are available in all regions. Consult your Cat dealer for configurations available in your region.

✓ Match * Working range front only

CW-40 DEDICATED COUPLER ATTACHMENTS		
Undercarriage		**Long**
Counterweight		**4600 kg (10,140 lb)**
Boom Type		**HD Reach**
Stick Length		**HD R2.95 (9'8")**
Hydraulic Hammers	H120 GC S	✓
	H120 S	✓
	H130 GC S	✓
	H130 S	✓
	H140 S	✓
Multi-Processors	MP318 Concrete Cutter Jaw	✓
	MP318 Demolition Jaw	✓
	MP318 Pulverizer Jaw	✓
	MP318 Shear Jaw	✓
	MP318 Tank Shear Jaw	✓
	MP318 Universal Jaw	✓
	MP324 Concrete Cutter Jaw	✓
	MP324 Demolition Jaw	✓
	MP324 Pulverizer Jaw	✓*
	MP324 Shear Jaw	✓
	MP324 Tank Shear Jaw	✓
	MP324 Universal Jaw	✓
Demolition and Sorting Grapples	G324	✓
	G324 WH-1500	✓
Mobile Scrap and Demolition Shears	S3025 Flat Top	✓
Pulverizers	P218 Secondary Pulverizer	✓
	P224 Secondary Pulverizer	✓*
	P318 Primary Pulverizer	✓
	P324 Primary Pulverizer	✓
Compactors (Vibratory Plate)	CVP110	✓

BOOM-MOUNT ATTACHMENTS		
Undercarriage		**Long**
Counterweight		**4600 kg (10,140 lb)**
Boom Type		**HD Reach**
Mobile Scrap and Demolition Shears	S2050	✓
	S3050 Flat Top	✓

Standard and Optional Equipment

Standard and optional equipment may vary. Consult your Cat® dealer for details.

	Standard	Optional
BOOMS, STICKS AND LINKAGES		
5.9 m (19'4") Reach boom		✓
5.9 m (19'4") HD Reach boom		✓
2.8 m + 3.3 m (9'2" + 10'10") Variable Angle boom		✓
10.2 m (33'6") Super Long Reach boom		✓
2.5 m (8'2") Reach stick		✓
2.95 m (9'8") Reach stick		✓
2.95 m (9'8") HD Reach stick		✓
7.85 m (25'9") Super Long Reach stick		✓
Bucket linkage, CB1 type with lifting eye		✓
Bucket linkage, A type with lifting eye for Super Long Reach		✓
Bucket linkage, CB1 type without lifting eye		✓
Bucket linkage, A type without lifting eye for Super Long Reach		✓
CAT TECHNOLOGY		
Cat Equipment Management:		
– VisionLink™	✓[1]	
– Remote Flash	✓	
– Remote Troubleshoot	✓	
– Work tool recognition and tracking (PL161)	✓	
– Operator Coaching		✓[2]
Cat Grade:		
– Cat Grade with 2D	✓[3]	
– Cat Grade with 2D with Attachment Ready Option (ARO)		✓
– Laser catcher		✓
– Cat Grade with 3D (single or dual GNSS)		✓
– Compatible with 3D grade systems from Trimble, Topcon, and Leica	✓	
– Cat Grade 3D Ready		✓
– Cat Grade Connectivity		✓[4]
Cat Assist:[3]		
– Grade Assist	✓	
– Boom Assist	✓	
– Bucket Assist	✓	
– Swing Assist	✓	
– Lift Assist	✓[5]	
Cat Payload:[3]		
– On-the-go weighing	✓	
– Semiautomatic calibration	✓	
– Payload/cycle information	✓	
– VisionLink back office reporting		✓[4]

	Standard	Optional
CAT TECHNOLOGY		
Cat Advanced Payload:		
– Daily totals		✓
– Custom lists		✓
– Smart weight target		✓
– E-ticket Integration		✓[4]
Other:		
Cat Tiltrotator (TRS) integration		✓
ELECTRICAL SYSTEM		
Maintenance-free 1,000 CCA batteries	✓	
Centralized electrical disconnect switch	✓	
Programmable time-delay working lights	✓	
LED chassis, boom and cab lights	✓	
Premium surround lighting package		✓
ENGINE		
Cat C7.1 single turbo diesel engine	✓	
Three selectable modes: Power, Smart, Eco	✓	
4500 m (14,760 ft) altitude capability with engine power derate above 3000 m (9,840 ft)	✓	
Electric cooling fans with auto-reverse function	✓	
Auto engine speed control	✓	
Auto engine idle shutdown	✓	
Electric fuel priming pump	✓	
52° C (125° F) high-ambient cooling capacity	✓	
–18° C (0° F) cold start capability	✓	
–32° C (–25° F) cold start capability		✓
Double element air filter with integrated pre-cleaner	✓	
2 × 115 Amp dual alternator	✓	
Two-stage fuel filtration system with water separator and indicator	✓	

[1]Provides core telematics data to manage health, maintenance insights, and condition monitoring. Other plans available for more comprehensive data reporting. Consult your Cat dealer for details.

[2]VisionLink subscription required for back office reporting. Consult your Cat dealer for details.

[3]Optional on machines equipped with a Super Long Reach boom and stick.

[4]VisionLink subscription required. Consult your Cat dealer for details.

[5]Not available on machines equipped with a VA boom; Super Long Reach configuration requires Cat Grade.

(continued on next page)

Standard and Optional Equipment *(continued)*

Standard and optional equipment may vary. Consult your Cat dealer for details.

	Standard	Optional
HYDRAULIC SYSTEM		
Electronic main control valve	✓	
Auto dig boost	✓[6]	
Auto heavy lift	✓[7]	
Boom and stick regeneration circuits	✓	
Tandem type electronic main pump	✓	
Auxiliary pump		✓
Auto warm up	✓	
Hydraulic efficiency monitoring		✓
Two-speed travel	✓	
Boom and stick drift reduction valve	✓	
SmartBoom™		✓
Element type main hydraulic filter	✓	
Hammer return filter circuit		✓
SAFETY AND SECURITY		
Cat Command remote control		✓
Cat 2D E-Fence:[3] – E-ceiling – E-floor – E-swing – E-wall – E-cab avoidance	✓	
Auto hammer stop	✓	
Beacon flash function with E-fence		✓[8]
Rear and right-hand-sideview cameras	✓[9]	
Rearview camera and right-hand-side mirror		✓[10]
Cab mirror for right-hand-side track edge		✓
360° visibility		✓
Bluetooth® receiver	✓[11]	
Ground-level engine shutoff switch	✓	
Lockable disconnect switch	✓	
Right-hand handrail and hand hold	✓	
Signaling/warning horn	✓	
Service platform with anti-skid plate and countersunk bolts	✓	
Hydraulic lock out lever neutralizes all controls	✓	
Travel alarm		✓[12]
Inspection lighting		✓

	Standard	Optional
SERVICE AND MAINTENANCE		
Side entry to service platform	✓	
Grouped location of engine oil and fuel filters	✓	
S·O·S℠ ports	✓	
Ground-level and platform-level dipstick for engine oil	✓	
Integrated vehicle health management system	✓	
UNDERCARRIAGE AND STRUCTURES		
Long undercarriage		✓[13]
Long Narrow undercarriage		✓
Two-piece segmented track guiding guards		✓
Full length track guiding guards		✓
Swivel guard	✓	
HD travel motor guards	✓[11]	
HD bottom guards	✓[11]	
Center upper cover	✓	
Grease lubricated track	✓	
4600 kg (10,140 lb) counterweight	✓	
7400 kg (16,310 lb) counterweight		✓
600 mm (24") triple grouser track shoes		✓
600 mm (24") double grouser track shoes		✓
700 mm (28") triple grouser track shoes		✓
790 mm (31") triple grouser track shoes		✓
900 mm (35") triple grouser track shoes		✓
Tie-down points	✓	

[3]Optional on machines equipped with a Super Long Reach boom and stick.
[6]Not available on machines equipped with a VA boom or Super Long Reach configuration.
[7]Not available on machines equipped with a Super Long Reach configuration.
[8]UK only
[9]Mandatory for Türkiye; optional for Chile, Colombia
[10]Chile, Colombia only
[11]Optional for Chile, Colombia, Türkiye
[12]Mandatory for Chile, Colombia; not available in Europe
[13]Standard for Chile, Colombia, Türkiye

Cab Options

	Comfort[1]	Deluxe	Premium[2] (one piece windshield)	Premium[2] (two piece windshield)
ROPS	●	●	●	●
OPG	○	○	○	○
High-resolution 203 mm (8") LCD touchscreen monitor	●	X	X	X
High-resolution 254 mm (10") LCD touchscreen monitor	○*	●	●	●
Auto bi-level air conditioner	●	●	●	●
Jog dial and shortcut keys for monitor control	●	●	●	●
Keyless push-to-start engine control	●	●	●	●
Height-adjustable console	●	●	●	●
Tilt-up left-side console	X	●	●	●
Fixed left-side console	●	X	X	X
Mechanical-suspension seat	●	X	X	X
Heated air-suspension seat	X	●	X	X
Heated and ventilated air-suspension seat	X	X	●	●
51 mm (2") seat belt	●	●	●	●
DAB/DAB+ radio with Bluetooth (includes USB/Auxilary ports)[2]	X	●	●	●
Bluetooth radio (includes USB/Auxilary ports)[3]	●	●	X	X
12V DC outlets	●	●	●	●
Document storage	●	●	●	●
Overhead storage and rear storage with nets	X	●	●	●
Beverage holder	●	●	●	●
Cup holder	●	●	●	●
Openable two-piece front window	●	●	●	○
One piece front windshield	X	X	○	●
Rear window emergency exit	●	●	●	●
Radial wiper with washer	●	●	X	X
Parallel wiper	X	X	●	●
Openable polycarbonate skylight hatch	X	●	●	X
Openable steel hatch	●	X	X	X
Laminated roof glass	X	X	X	●
LED dome light	●	●	●	●
Floor welcome lights	●	●	●	●
Roof sunscreen	X	●	●	●
Roller front sunscreen	●	●	●	●
Roller rear sunscreen	○	○	●	●
Washable floor mat	●	●	●	●
Beacon ready	●	●	●	●
Cat Stick Steer	X	○	○	○
Bluetooth secure start/Attachment locator reader	X	●	●	●
Auxiliary relay	X	○	○	○

● Standard

○ Optional

X Not Available

* For use with 360° visibility

[1] Chile, Colombia only

[2] Europe only

[3] Chile, Colombia, Türkiye only

Dealer Installed Kits and Attachments

Attachments may vary. Consult your Cat dealer for details.

CAB

- Lower radial wiper
- Rain protector plus cab light cover
- Laminated P5A glass front windshield
- LH/RH electrical pedal for tool control
- Armrest kit
- Seat with 4-point seatbelt capability
- Dual exit rear window kit
- 75 mm (3") retractable seat belt

SAFETY AND SECURITY

- Cat Detect – People Detection
- Cat Command – Remote control kit

GUARDS

- HD swivel guard 16 mm (0.63") thick
- Side rubber bumper guard
- Operator Protective Guards (not compatible with cab light cover, rain protector)
- Mesh guard full front (not compatible with cab light cover, rain protector)
- Mesh guard lower half front
- Cab vandalism guard

ELECTRICAL

- Wiring group (jump start)

The following information applies to the machine at the time of final manufacture as configured for sale in the regions covered in this document. The content of this declaration is valid as of the date issued; however, content related to machine features and specifications are subject to change without notice. For additional information, please see the machine's Operation and Maintenance Manual.

For more information on sustainability in action and our progress, please visit https://www.caterpillar.com/en/company/sustainability.

Engine

- The Cat® C7.1 engine meets U.S. EPA Tier 4 Final, EU Stage V, and Japan 2014 emission standards.
- Cat diesel engines are required to use ULSD (ultra-low sulfur diesel fuel with 15 ppm of sulfur or less) and are compatible* with ULSD blended with the following lower-carbon intensity fuels** up to:
  - ✓ 20% biodiesel FAME (fatty acid methyl ester)***
  - ✓ 100% renewable diesel, HVO (hydrogenated vegetable oil) and GTL (gas-to-liquid) fuels

  Refer to guidelines for successful application. Please consult your Cat dealer or "Caterpillar Machine Fluids Recommendations" (SEBU6250) for details.

  * *While Cat engines are compatible with these alternative fuels, some regions may not allow their use.*

  ** *Tailpipe greenhouse gas emissions from lower-carbon intensity fuels are essentially the same as traditional fuels.*

  *** *Engines with no aftertreatment devices are compatible with higher blends, up to 100% biodiesel (for use of blends higher than 20% biodiesel, consult your Cat dealer).*

Air Conditioning System

- The air conditioning system on this machine contains the fluorinated greenhouse gas refrigerant R134a or R1234yf. See the label or instruction manual for identification of the gas.
  - If equipped with R134a (Global Warming Potential = 1430), the system contains 0.8 kg (1.8 lb) of refrigerant which has a CO_2 equivalent of 1.444 metric tonnes (1.261 tons).
  - If equipped with R1234yf (Global Warming Potential = 0.5), the system contains 0.75 kg (1.7 lb) of refrigerant which has a CO_2 equivalent of 0.001 metric tonnes (0.001 tons).

Paint

- Based on best available knowledge, the maximum allowable concentration, measured in parts per million (PPM), of the following heavy metals in paint are:
  - Barium < 0.01%
  - Cadmium < 0.01%
  - Chromium < 0.01%
  - Lead < 0.01%

Sound Performance

ISO 6395:2008 (external) – 103 dB(A)

ISO 6396:2008 (inside cab) – 70 dB(A)

- External Sound – The spectator sound power level is measured according to the test procedures and conditions specified in ISO 6395:2008 for a Cat machine that is properly equipped and maintained. The measurements were conducted at 70% of the maximum engine cooling fan speed.
- Internal Sound – The operator sound pressure level is measured according to the test procedures and conditions specified in ISO 6396:2008 for a cab offered by Caterpillar, when properly installed and maintained and tested with the door and windows closed. The measurements were conducted at 70% of the maximum engine cooling fan speed.
- Hearing protection may be needed when operating with an open operator station and cab (when not properly maintained for doors windows open) for extended periods or in noisy environment(s).

Oils and Fluids

- Caterpillar factory fills with ethylene glycol coolants. Cat Diesel Engine Antifreeze/Coolant (DEAC) and Cat Extended Life Coolant (ELC) can be recycled. Consult your Cat dealer for more information.
- Cat Bio HYDO™ Advanced is an EU Ecolabel approved biodegradable hydraulic oil.
- Additional fluids are likely to be present, please consult the Operations and Maintenance Manual or the Application and Installation guide for complete fluid recommendations and maintenance intervals.

Features and Technology

- The following features and technology may contribute to fuel savings and/or carbon reduction. Features may vary. Consult your Cat dealer for details.
  - Advanced hydraulic systems balance power and efficiency
  - Smart mode matches machine power to digging requirements automatically
  - Eco mode supports reduced fuel consumption for light applications
  - Utilizing Cat technologies can help increase operating efficiencies
  - Extended service intervals help decrease maintenance costs
  - Programmable high-efficiency cooling fans run only when needed
  - The latest hydraulic oil filter provides longer life with a 3,000-hour replacement interval

Recycling

- The materials included in machines are categorized as below with approximate weight percentage. Because of variations of product configurations, the following values in the table may vary.

Material Type	Weight Percentage
Steel	84.28%
Iron	4.95%
Nonferrous Metal	2.37%
Mixed Metal	1.45%
Mixed-Metal and Nonmetal	0.94%
Plastic	1.19%
Rubber	0.17%
Mixed Nonmetallic	0.21%
Fluid	2.94%
Other	1.50%
Uncategorized	0.00%
Total	100%

- A machine with higher recyclability rate will ensure more efficient usage of valuable natural resources and enhance End-of-Life value of the product. According to ISO 16714:2008 (Earthmoving machinery – Recyclability and recoverability – Terminology and calculation method), recyclability rate is defined as percentage by mass (mass fraction in percent) of the new machine potentially able to be recycled, reused or both.

  All parts in the bill of material are first evaluated by component type based on a list of components defined by the ISO 16714:2008 and Japan CEMA (Construction Equipment Manufacturers Association) standards. Remaining parts are further evaluated for recyclability based on material type.

  Because of variations of product configurations, the following value in the table may vary.

Recyclability – 97%

For more complete information on Cat products, dealer services, and industry solutions, visit us on the web at **www.cat.com**

© 2025 Caterpillar
All rights reserved

Materials and specifications are subject to change without notice. Featured machines in photos may include additional equipment. See your Cat dealer for available options.

CAT, CATERPILLAR, LET'S DO THE WORK, VisionLink, their respective logos, "Caterpillar Corporate Yellow," the "Power Edge" and Cat "Modern Hex" trade dress as well as corporate and product identity used herein, are trademarks of Caterpillar and may not be used without permission.

AEXQ4004-01 (12-2025)
Replaces: AEXQ4004-00
Build Number: 07H
(Chile, Colombia,
Europe, Türkiye)