



Parts Manual

TH306D Telehandler

TD21-UP (Machine)
TD31-UP (Machine)

Product and Dealer Information

Note: For product identification plate locations, see the section "Product Identification Information" in the Operation and Maintenance Manual.

Delivery Date: _____

Product Information

Model: _____

Product Identification Number: _____

Engine Serial Number: _____

Transmission Serial Number: _____

Generator Serial Number: _____

Attachment Serial Numbers: _____

Attachment Information: _____

Customer Equipment Number: _____

Dealer Equipment Number: _____

Dealer Information

Name: _____ Branch: _____

Address: _____

Dealer Contact

Phone Number

Hours

Sales: _____

Parts: _____

Service: _____

MEMORANDA

TABLE OF CONTENTS

NAME	PAGE	NAME	PAGE
GENERAL INFORMATION.....	A4	RADIATOR & MOUNTING GP.....	68
REPAIR ALTERNATIVES.....	A7	RADIATOR GP.....	70
SUPPLEMENTAL COOLANT ADDITIVES.....	A8	TANK GP-COOLANT.....	71
MAINTENANCE PARTS.....	A9	AIR INLET AND EXHAUST SYSTEM.....	72
INDEX.....	A12	AIR CLEANER GP.....	72
MACHINE ARRANGEMENT.....	1	CATALYST GP.....	74
CHASSIS AR.....	1	CLAMP GP-EXHAUST MOUNTING.....	76
COMMON AR.....	2	CLAMP-BAND.....	77
CONFIGURATION AR.....	3	COMPENSATOR GP-EXHAUST.....	78
INSTALLATION AR.....	4	COOLER GP-EXHAUST (NRS).....	80
TRAILER AR.....	5	EXHAUST GP.....	81
ENGINE ARRANGEMENT.....	6	LINES GP-AIR.....	83
ENGINE AR-COMPLETE.....	6	LINES GP-DIESEL EXHAUST FLUID.....	88
ENGINE AR-PRIMARY.....	8	LINES GP-TURBOCHARGER AIR.....	90
BASIC ENGINE.....	10	MANIFOLD GP-EXHAUST.....	91
BELT TENSIONER GP.....	10	MANIFOLD GP-INLET.....	92
BRACKET GP-ENGINE.....	11	MOUNTING GP-EXHAUST.....	93
BRACKET GP-MOUNTING.....	12	MUFFLER GP.....	97
COVER GP-ENGINE.....	17	PIPE GP-EXHAUST.....	99
COVER GP-VALVE MECHANISM.....	19	PLUG GP-EXHAUST.....	100
DRAIN GP-ENGINE OIL.....	20	PUMP GP-DIESEL EXHAUST FLUID.....	102
DRIVE GP-PUMP.....	21	TANK GP-DIESEL EXHAUST FLUID.....	103
FASTENER GP-ENGINE.....	23	THRT VALVE & MTG GP-AIR INL.....	104
FASTENER GP-FRONT HOUSING.....	31	TUBE & MTG GP-DEF BLEND.....	105
FLYWHEEL GP.....	32	TURBOCHARGER GP.....	106
GASKET GP-ENGINE.....	33	VALVE & MOUNTING GP (NRS).....	107
HOUSING GP-FLYWHEEL.....	37	FUEL SYSTEM.....	108
MOUNTING GP-ENGINE.....	38	ADAPTER & FILTER GP-DEF PUMP.....	108
MOUNTING GP-FAN DRIVE.....	40	FILTER GP-FUEL.....	109
PAN GP-OIL.....	41	INJECTOR GP-FUEL.....	111
PLUG GP-ENGINE.....	42	LINES GP-FUEL.....	112
PULLEY GP-ENGINE.....	43	PUMP & MTG GP-UNIT INJ HYD.....	117
LUBRICATION SYSTEM.....	47	PUMP GP-FUEL.....	118
FILLER GP-ENGINE OIL.....	47	PUMP GP-FUEL INJECTION.....	119
FILTER & MTG GP-ENGINE OIL.....	48	RAIL GP-FUEL.....	120
GAUGE GP-OIL LEVEL (DIPSTICK).....	49	TANK & MTG GP-FUEL.....	121
LINES GP-OIL.....	52	ELECTRICAL AND STARTING SYSTEM.....	122
PUMP GP-ENGINE OIL.....	56	ALARM GP.....	122
VALVE GP-DRAIN.....	57	ALTERNATOR GP-CHARGING.....	123
COOLING SYSTEM.....	58	BOARD AS-CIRCUIT.....	124
COOLER GP-ENGINE OIL.....	58	CAMERA & MOUNTING GP.....	125
LINES GP-COOLANT.....	59	CONTROL GP-ELECTRONIC.....	129
PLUG GP-TEMP REGULATOR HOUSING.....	64	GLOW PLUG GP.....	132
PLUG GP-WATER LINES.....	65	HARNESS AS-CAB.....	133
PUMP GP-WATER.....	66	HARNESS AS-CHASSIS.....	135
		HARNESS AS-ENGINE.....	137
		HARNESS AS-HEATER & AIR COND.....	139
		HARNESS AS-LIGHTING.....	140
		HEATER AS-JACKET WATER.....	141
		HEATER GP-BLOCK.....	142

TABLE OF CONTENTS

NAME	PAGE	NAME	PAGE
INDICATOR GP-LOAD	145	COVER GP	254
INSTALLATION AR- COMMUNICATION	146	COVER GP-ACCESS	255
INSTALLATION GP- COMMUNICATION	147	ENCLOSURE GP-ENGINE	256
LAMP GP-FRONT	151	FENDER GP	258
LAMP GP-HEAD & SIGNAL	155	FRAME GP-LOADER	259
LAMP GP-REAR	159	GUARD GP-FRONT	261
LAMP GP-ROADING	160	HITCH AR	262
LIGHTING AR-ROADING	161	HITCH GP	264
LIGHTING GP-BOOM	163	HITCH GP-TOWING	270
LIGHTING GP-FLOOD	164	HOOD GP-ENGINE	279
LIGHTING GP-FRONT	165	MOUNTING GP-BATTERY	281
LIGHTING GP-ROADING	170	PLATE & MTG GP	282
LIGHTING GP-WARNING	174	PLATE GP-MOUNTING	284
MOUNTING GP-SENSOR	178	 BRAKING SYSTEM	 285
PLUG GP-CONNECTOR	179	BRAKE AR-TRAILER	285
RELAY GP	180	BRAKE GP-HYDRAULIC	286
SENSOR & MOUNTING GP	181	LINES GP-BRAKE	288
SENSOR & MTG GP-POSITION	183	VALVE & MTG GP-BRAKE	292
SENSOR GP-POSITION	184	VALVE GP-BRAKE CONTROL	293
SENSOR GP-PRESSURE	186	 STEERING SYSTEM	 294
SENSOR GP-SPEED	188	LINES GP-STEERING	294
STARTING MOTOR GP-ELECTRIC	189	STEERING COLUMN GP	298
SWITCH & MTG GP-SIGNAL	190	STEERING GP-HYDRAULIC	299
SWITCH GP-DISCONNECT	191	VALVE & MTG GP-STEERING	300
SWITCH GP-REVERSING FAN	192	 HYDRAULIC SYSTEM	 301
SWITCH GP-ROCKER	193	COUPLING GP	301
SWITCH GP-SPEED	195	CYLINDER & MTG GP-CARRIAGE	303
SWITCH GP-TRANSMISSION	196	CYLINDER & MTG GP- COMPENSATING	305
SWITCH GP-USB	197	CYLINDER & MTG GP-LIFT	306
SWITCH GP-WIPER	198	CYLINDER & MTG GP- TELESCOPING	307
TRANSMITTER GP	199	CYLINDER & MTG GP-TILT	308
WIRING GP-BOOM	200	CYLINDER GP-CARRIAGE	309
WIRING GP-CAB	201	CYLINDER GP-COMPENSATING	311
WIRING GP-CHASSIS	204	CYLINDER GP-COUPLER	313
WIRING GP-ENGINE	207	CYLINDER GP-FORK	315
WIRING GP-TRAILER	213	CYLINDER GP-LIFT	316
 POWER TRAIN	 214	CYLINDER GP-TELESCOPING	318
AXLE & MOUNTING GP	214	CYLINDER GP-TILT	321
AXLE GP-FRONT	216	FILTER & MTG GP-HYDRAULIC	324
AXLE GP-REAR	226	HYDRAULIC AR	325
GEAR GP-IDLER	234	LINES GP-AUXILIARY HYDRAULIC	326
LINES GP-HYDROSTATIC	235	LINES GP-BOOM	332
MOTOR & MTG GP-HYDROSTATIC	236	LINES GP-CONNECTING	336
POWER TRAIN AR	237	LINES GP-COUPLER	338
PUMP GP-TRANSMISSION	238	LINES GP-HYDRAULIC	346
SHAFT GP-DRIVE	239	LINES GP-HYDRAULIC FAN	348
TIRE & RIM GP	241	LINES GP-HYDRAULIC OIL COOLER	350
WHEEL GP	245	LINES GP-LIFT CYLINDER	352
 FRAME AND BODY	 247	LINES GP-PUMP	356
BRACKET GP-MOUNTING	247	LINES GP-TRAILER	358
COUNTERWEIGHT GP	252		
COVER & MTG GP - CHASSIS	253		

TABLE OF CONTENTS

NAME	PAGE	NAME	PAGE
MOTOR GP-HYDRAULIC.....	360	AIR CONDITIONER GP.....	456
PUMP & MTG GP-HYDRAULIC.....	361	ARMREST GP.....	457
PUMP & MTG GP-HYDRAULIC		CAB AR.....	459
FAN.....	364	CAB AR-ENCLOSED ROPS.....	460
PUMP GP-HYDRAULIC.....	365	CAB GP.....	463
TANK & MTG GP-HYDRAULIC.....	367	CONDENSER GP-REFRIGERANT.....	465
TANK GP-HYDRAULIC.....	368	CONTROL GP-JOYSTICK.....	467
VALVE & MOUNTING GP.....	370	COVER GP-ACCESS.....	468
VALVE & MTG GP-CONTROL.....	371	COVER GP-CAB.....	469
VALVE & MTG GP-MAIN		DOOR GP-CAB.....	472
CONTROL.....	372	ENCLOSURE GP-CAB.....	476
VALVE GP-CONTROL.....	374	FLOOR MAT GP.....	477
VALVE GP-DIVERTER.....	376	GAUGE GP.....	478
VALVE GP-HYDRAULIC FAN.....	378	GUARD GP-ROOF.....	479
VALVE GP-MAIN CONTROL.....	379	HAMMER & MOUNTING GP.....	480
VALVE GP-SOLENOID.....	382	HEADLINER GP-CAB.....	481
IMPLEMENTS.....	383	HEATER & AIR CONDITIONER GP.....	482
BOOM AR.....	383	HEATER & MTG GP-CAB.....	483
BOOM GP.....	385	HEATER GP-CAB.....	484
BRUSH GP.....	390	HORN GP-ELECTRIC.....	492
COVER & MTG GP-BOOM.....	391	KIT-SEAT SUSPENSION.....	493
INDICATOR GP-BOOM ANGLE.....	392	LINES GP-AIR CONDITIONER.....	495
LEVER GP-TILT.....	393	LINES GP-HEATER.....	497
LINES GP-GREASE.....	394	LINES GP-HEATER & AIR COND.....	499
WORK TOOLS.....	395	METER GP-SERVICE.....	501
ARM GP-MATERIAL HANDLING.....	395	MIRROR GP.....	502
BOOM GP-TRUSS.....	396	MIRROR GP-REAR VIEW.....	505
BUCKET AS.....	400	MONITOR & MOUNTING GP.....	511
BUCKET AS-DIRT.....	403	MOUNTING GP-CAB.....	512
BUCKET GP-GENERAL PURPOSE.....	404	PANEL GP-INSTRUMENT.....	513
BUCKET GP-GRAPPLE.....	405	PEDAL GP-BRAKE.....	514
CARRIAGE AS-FORK.....	409	PEDAL GP-GOVERNOR.....	516
CARRIAGE GP.....	411	PLUG GP-CAB.....	517
CARRIAGE GP-FORK.....	414	SEAT & MOUNTING GP.....	520
CARRIAGE GP-ROTATING.....	421	SEAT BELT GP.....	524
CARRIAGE GP-SIDESHIFT.....	425	SEAT GP.....	526
COUPLER & MTG GP-QUICK.....	426	TANK GP-WINDOW WASHER.....	532
COUPLER AR-QUICK.....	428	TRIM GP-CAB.....	534
COUPLER GP-QUICK.....	429	VISOR GP-CAB.....	538
FORK AS.....	432	WINDOW GP-CAB.....	539
FORK AS-BLOCK.....	433	WIPER GP-UPPER.....	543
FORK AS-PALLET.....	434	WIPER GP-WINDOW.....	544
FORK GP.....	437	SERVICE EQUIPMENT AND	
FORK GP-PALLET.....	441	SUPPLIES.....	547
GUARD GP-BUCKET.....	442	CHOCK GP-WHEEL.....	547
HANDLER AR-BALE.....	443	FILM GP.....	548
HOOK GP-LIFTING.....	444	LOCK GP-VANDALISM.....	573
HOPPER GP.....	447	MOTOR & MTG GP-AUGER.....	574
PLATFORM AR-ACCESS.....	449	PART NUMBER INDEX.....	B1
PLATFORM GP-ACCESS.....	452		
OPERATOR STATION.....	453		
AIR CONDITIONER & MOUNTING			
GP.....	453		

GENERAL INFORMATION

1. MACHINE IDENTIFICATION

Cat machines are identified by Product Identification Numbers (PIN). Some components included in a machine may be identified by Serial Numbers (S/N). Typical components that will be serialized include engines, transmissions, bulldozers, and rippers. The machine and engine are further identified by arrangement numbers and in some cases modification numbers. These numbers are shown on the product identification plate(s) and on the master plate in the operator's compartment.

Cat dealers need all of these numbers to determine accurate parts identification.

Effective First Quarter 2001 the Cat Product Identification Number (PIN) changed from 8 to 17 characters. In an effort to provide uniform equipment identification, Caterpillar and other construction equipment manufacturers are moving to comply with the latest version of the product identification numbering standard. Non-road machine PINs are defined by ISO 10261. The new PIN format will apply to all Cat machines and generator sets. The PIN plates and frame marking will display the 17 character PIN. The new format will look like the following:

CAT 0789BG 6SL12345

The diagram shows the PIN format: *CAT 0789BG 6SL12345*. Below the characters, a horizontal line is drawn. Underneath this line, four circles containing the numbers 1, 2, 3, and 4 are positioned. Vertical lines connect the top of each circle to the corresponding character in the PIN: circle 1 points to 'C', circle 2 points to 'A', circle 3 points to 'T', and circle 4 points to '6'.

Where:

1. Caterpillar's World Manufacturing Code (characters 1-3)
2. Machine Descriptor (characters 4-8)
3. Check Character (character 9)
4. Machine Indicator Section (MIS) or Product Sequence Number (characters 10-17). These were previously referred to as the Serial Number.

Machines and generator sets produced before First Quarter 2001 will maintain their 8 character PIN format.

Components such as engines, transmissions, axles, etc. and work tools will continue to use an 8 character Serial Number (S/N).

2. ORDERING PARTS

WARNING

When replacement parts are required for this product Caterpillar recommends using Caterpillar replacement parts or parts with equivalent specifications including, but not limited to, physical dimensions, type, strength and material.

Failure to heed this warning can lead to premature failures, product damage, personal injury or death.

Quality Cat replacement parts are available from Cat dealers throughout the world. Their parts inventories are up to date and include all parts normally required to protect your investment in Cat machines. Dealers may offer repair kits or remanufactured parts to allow selection of the most effective repair alternative for a particular situation. When ordering parts, your order should specify the quantity, part number, part name, and the serial number/product identification number of the machine for which the parts are needed.

3. PARTS MANUAL ORGANIZATION

Product information in this manual is presented as "information elements" that represent all of the components for the specific model. Engine Arrangement and Seat Group are examples of information elements. The information elements are organized alphabetically by part name and secondarily by part number within each major section of the manual.

4. TABLE OF CONTENTS

A table of contents (TOC) is found at the beginning of the manual. The TOC lists each section of the manual with a complete list of all information elements organized as they appear in the manual. Page numbers are provided for quick reference to detailed parts identification illustrations and serviceable consist lists.

5. MAINTENANCE PARTS INDEX

The Maintenance Parts Index, located near the beginning of the manual, references most frequently used maintenance part numbers, providing description, quantity, usage and page number. This information is organized alphabetically by part description.

GENERAL INFORMATION

6. INDEX

The index located near the front of the manual is an alphabetical listing of all information elements included in the manual. Page numbers are provided for quick reference to detailed parts identification illustrations and serviceable consist lists.

7. PART NUMBER INDEX

A numerical index listing all part numbers and the corresponding page number(s) appears at the back of the manual.

8. CAPTIONS

Captions located at the beginning of each information element identify the part number and part name along with additional descriptive information. PIN and S/N information found in each caption should be used to select correct information for a specific machine. Field replacement options, identification of optional attachment components, and where used ("part of") information is also provided.

The first line of a caption is shown in larger type font to indicate the beginning of an information element. Captions for additional pages that may be required to illustrate an information element will be shown in standard type font and will include the term (contd.).

9. NON-SERVICED PARTS

In some instances it is necessary to display non-serviced parts that are a link to a lower level serviceable consist lists. These non-serviced part numbers are shown in italic type indicating that they are not available.

10. PARTS LIST REFERENCE NUMBERS

Numbers shown in the Ref No column correspond to numbers used in the associated graphic(s). An alphabetic suffix may be added to a reference number to identify lower level consist items. Numbers shown in the Graphic Ref column refer to the graphic number identifier displayed in the lower left corner of each illustration. The Graphic Ref number may be used in combination with the item Ref No to determine the correct part number. There may be intentional omission of a Ref No in a consist list as information is updated to reflect the latest serviceable part numbers.

11. INDENTED PART NAMES

When a part name is indented in a parts list, it is part of (included in) the group or assembly under which it is indented.

12. ILLUSTRATION REFERENCE LETTERS

When necessary, illustrations contain reference letters (A, B, C etc.) that are intended to track lines and harnesses from one point to another. They are also used to show where to reconnect illustrations that have been separated.

13. ABBREVIATIONS AND SYMBOLS

O.D. – Outside Diameter
I.D. – Inside Diameter
A – Not Part Of This Group
B – Use As Required
C – Change From Previous Type
D – Order By The Meter
E – Order By The Centimeter
F – Not Shown
G – Order By The Inch
I – Refer To Hydraulic Information System
M – Metric Part
R – Remfg Part May Be Available
Y – Separate Illustration
Z – Not Serviced Separately

14. DESCRIPTION OF TYPE CHANGES

Type - A type is defined as any configuration change that requires an additional Information Element for an Arrangement, Group, or Assembly. If serial number breaks for types are not available, a type # (Type 1, Type 2, etc.) will be displayed in the caption. These "type" changes are identified with a "C" note (change from previous type) in the Parts List. Only the "types" that apply to this Parts Manual will be included. Additional types may exist causing "C" notes to appear on an Information Element when no other types are shown.

15.<END>

This symbol indicates the end of an information element.

NOTE:

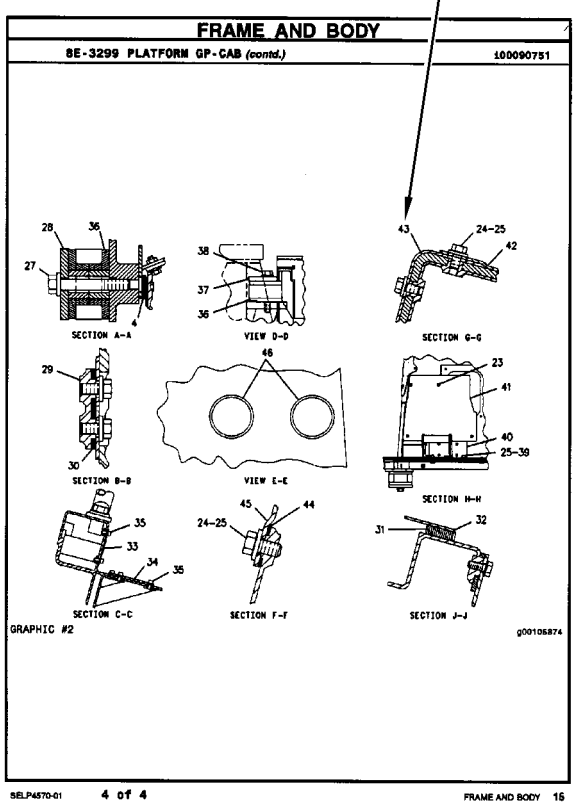
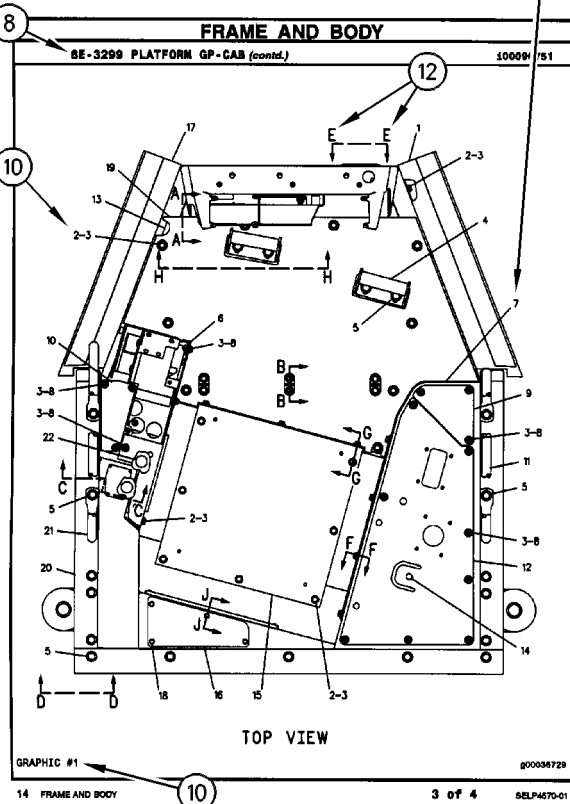
Continuing improvement and advancement of product design may cause changes to your machine which may not be included in this publication. Whenever a question arises regarding your Cat product or this publication, please consult your Cat dealer for the latest available information.

GENERAL INFORMATION

8E-3299 PLATFORM GP-CAB						
SMEG-7283 100090751						
REF NO	GRAPHIC REF	PART NUMBER	QTY	PART NAME	U.S. & #	PROD. LAYER
1		31-3963	1	PLATE AS		
2		88-2092	25	BOLT (3/8-18X.750IN)		
3		87-1076	41	WASHER-HAND (3MM THK)		
4		87-1664	2	SUPPORT AS-FOOT		
5		87-2229	19	BOLT (1/2-13X1IN)		
6		87-2229	19	WASHER-HAND (4MM THK)		
7		88-8136	4	COVER AS-LM		
8		87-2079	4	NUT WELD (3/8-18 THD)		
9		1P-8189	1	CLIP		
10		78-2411	4	COVER		
11		81-8889	18	SCREW-HEAD (3/8-18X.875IN)		
12		87-2476	1	COVER		
13		88-8978	1	GASKET		
14		88-3249	1	COVER		
15		88-3249	1	COVER		
16		3T-3834	1	HANDHOLD		
17		88-8878	1	COVER AS		
18		87-2079	8	NUT WELD (3/8-18 THD)		
19		88-2092	1	GASKET		
20		77-0191	1	FLOORPLATE AS		
21		1P-8748	4	NUT WELD (1/2-13 THD)		
22		77-8087	1	PLUG-BUTTON		
23		77-8190	1	PLATE AS		
24		87-2079	5	NUT WELD (3/8-18 THD)		
25		77-8086	1	COVER		
26		77-8270	1	GASKET		
27		81-3981	1	PLATE AS		
28		81-8284	4	BOLT (1/4-20X.825IN)		
29		81-8285	4	WASHER-HAND (2MM THK)		
30		88-3082	17	BOLT (3/8-18X.750IN)		
31		87-1076	21	WASHER-HAND (3MM THK)		
32		77-8190	1	PLATE AS		
33		77-0578	2	BOLT (3/4-10X5IN)		
34		77-0682	2	WASHER-HAND (8MM THK)		
35		3T-3834	2	PLATE AS		
36		3T-8890	1	PLATE AS		
37		78-8828	6	SPACER		
38		3T-8891	1	SEAL		
39		78-8817	1	GASKET		
40		78-8816	1	COVER AS		
41		2R-8378	2	WASHER		
42		87-8828	2	SCREW-DIMBLED		
43		87-8429	1	COVER		
44		88-8897	1	COVER		
45		80-3091	8	SCREW-SOCKET HEAD		
46		88-3144	8	MOUNTING		
47		88-8897	2	PLATE		
48		77-0590	2	BOLT (7/8-9X5IN)		
49		77-0672	2	WASHER-HAND		
50		81-8464	4	BOLT (3/8-18X1.0IN)		
51		3T-8728	1	COVER		

8E-3299 PLATFORM GP-CAB (contd.)						
100090751						
NOTE	REF NO	GRAPHIC REF	PART NUMBER	QTY	PART NAME	SEE PAGE
	41	2	88-2818	1	COVER	
	42	2	77-0134	1	PLATE	
	43	2	77-0138	1	GASKET	
	44	2	78-8724	1	GASKET	
	45	2	78-8723	1	COVER	
	46	2	8V-1850	2	PLUG-BUTTON	

M-METRIC PART



REPAIR ALTERNATIVES

REMANUFACTURED COMPONENTS

As an option when making repairs consider Cat Remanufactured Components. Components that are available through the Cat Remanufactured Program are identified three ways in the parts book:

- with the letter R in the note field of the parts list
- with an R* at the beginning of the first line of the caption
- with an *R at the end of the first line of the caption

Typical components included in the Remanufacturing Program include:

ALTERNATORS
CONNECTING RODS
CRANKSHAFTS - UNDERSIZE
CRANKSHAFTS - UPGRADE TO NEW
CYLINDER HEADS
ELECTRONIC CONTROL MODULES (ECM)
ELECTRONIC SENSORS
FUEL INJECTORS
FUEL NOZZLES
FUEL PUMPS
GOVERNORS
OIL PUMPS
PISTONS
SHORT BLOCKS
STARTERS
TURBOCHARGERS - COMPLETE
TURBOCHARGER CARTRIDGES
WATER PUMPS

Cat Remanufactured engines for many engine arrangements are also available.

SUPPLEMENTAL COOLANT ADDITIVES

CUSTOMER BENEFITS:

Protects against cavitation, foam, erosion, corrosion, and scale buildup in cooling systems.

- Provides measured coolant conditioner.

DESCRIPTION:

Additives deplete from the coolant with normal operation. For this reason, Supplemental Coolant Additives (SCA) must be added to all heavy duty coolants at regular intervals. In addition, when not using a fully formulated, pre-charged antifreeze, like Cat DEAC, an initial charge of SCA must be added to the cooling system. The amount of SCA added to the system is dependent on the capacity of the system.

The SCA for initial fill is provided as a liquid. SCA's for maintenance intervals are available in liquid form and as a spin-on element. (No Spin-on available for 3600 Family of Engines)

NOTE:

The amount of SCA added at initial fill is not the same as the amount added at maintenance intervals.

The coolant additive elements can be used with any ethylene or propylene glycol type antifreeze which meets ASTM D4985 or ASTM D5345 Specifications.

NOTE:

For use with standard heavy duty coolant only, not for use with Extended Life Coolant.

PARTS NEEDED:

Cooling System Capacity		Liquid SCA at Initial Fill	Liquid SCA at Maintenance*	Spin-on SCA Maintenance Element*
Liters	Gallons			
22-30	(6-8)	3P-2044 (1)	6V-3542 (1)	111-2370 (1)
30-38	(8-10)	3P-2044 (1) 6V-3542 (1)	111-2372 (1)	111-2369 (1)
38-49	(10-13)	3P-2044 (1) 8T-1589 (1)	111-2372 (1)	111-2369 (1)
49-64	(13-17)	3P-2044 (2)	8T-1589 (1)	9N-3368 (1)
64-83	(17-22)	3P-2044 (2) 8T-1589 (1)	111-2372 (1) 6V-3542 (1)	111-2371 (1)
83-114	(22-30)	3P-2044 (3) 8T-1589 (1)	3P-2044 (1)	9N-3718 (1)
114-163	(30-43)	3P-2044 (5)	3P-2044 (1) 6V-3542 (1)	111-2371 (2)
163-242	(43-64)	3P-2044 (8)	3P-2044 (2)	9N-3718 (2)

* Normal maintenance period is 250 hrs. See your Operation and Maintenance Manual for complete coolant maintenance instructions.

() Indicates quantity required.

MAINTENANCE PARTS

DESCRIPTION	PART NUMBER	QTY	WHERE USED	PAGE
AIR INLET AND EXHAUST SYSTEM				
FILTER (DIESEL EXHAUST FLUID)	516-2498	1	TANK GP-DIESEL EXHAUST FLUID	103
FILTER ELEMENT-AIR (PRIMARY)	325-2003	1	AIR CLEANER GP	72
FILTER ELEMENT-AIR (SECONDARY)	325-2004	1	AIR CLEANER GP	72
FILTER-FUEL	516-2495	1	TANK GP-DIESEL EXHAUST FLUID	103
BASIC ENGINE				
BELT-SERPENTINE	516-1487	1	BELT TENSIONER GP	10
CAP-FILLER (ENGINE OIL)	447-2192	1	COVER GP-VALVE MECHANISM	19
FILTER-ENGINE OIL	440-6232	1	BRACKET GP-ENGINE	11
PLUG (ENGINE OIL DRAIN)	447-2120	1	DRAIN GP-ENGINE OIL	20
ELECTRICAL AND STARTING SYSTEM				
FUSE (10-AMPERE)	113-8490	1	BOARD AS-CIRCUIT	124
		8	WIRING GP-CAB	202
FUSE (10-AMPERE)	9W-1442	1	WIRING GP-CAB	202
		3	BOARD AS-CIRCUIT	124
FUSE (15-AMPERE)	9W-1441	1	WIRING GP-CAB	202
		6	WIRING GP-CAB	202
FUSE (15-AMPERE) (FRAME)	9W-1441	1	CONTROL GP-ELECTRONIC	129
FUSE (150-AMPERE) (GLOW PLUGS)	478-5135	1	CONTROL GP-ELECTRONIC	129
FUSE (200-AMPERE) (ALTERNATOR)	478-5136	1	CONTROL GP-ELECTRONIC	129
FUSE (25-AMPERE) (CAB)	113-8493	1	CONTROL GP-ELECTRONIC	129
FUSE (25-AMPERE) (IGNITION)	113-8493	1	CONTROL GP-ELECTRONIC	129
FUSE (30-AMPERE)	8T-9636	1	BOARD AS-CIRCUIT	124
FUSE (30-AMPERE) (AIR CONDITIONER, HEATER FAN)	8T-9636	1	CONTROL GP-ELECTRONIC	129
FUSE (30-AMPERE) (CAB)	8T-9636	1	CONTROL GP-ELECTRONIC	129
FUSE (30-AMPERE) (ECM)	8T-9636	1	CONTROL GP-ELECTRONIC	129
FUSE (30-AMPERE) (STARTER)	8T-9636	1	CONTROL GP-ELECTRONIC	129
FUSE (5-AMPERE)	141-2759	5	BOARD AS-CIRCUIT	124
		1	WIRING GP-CAB	202
FUSE (80-AMPERE) (CAB)	478-5142	1	CONTROL GP-ELECTRONIC	129
FUSE (80-AMPERE) (FRONT FRAME)	478-5142	1	CONTROL GP-ELECTRONIC	129
FUSE (80-AMPERE) (REAR FRAME)	478-5142	1	CONTROL GP-ELECTRONIC	129
KEY (BATTERY DISCONNECT)	8H-5306	1	SWITCH GP-DISCONNECT	191
LAMP	480-7030	2	LAMP GP-ROADING	160
LAMP (12-VOLT, 21-WATT) (AMBER)	226-4560	1	LAMP GP-HEAD & SIGNAL	155
		1	LAMP GP-HEAD & SIGNAL	156
		1	LAMP GP-HEAD & SIGNAL	157
		1	LAMP GP-HEAD & SIGNAL	158
		1	LAMP GP-HEAD & SIGNAL	155
		1	LAMP GP-HEAD & SIGNAL	156
LAMP (12-VOLT, 5-WATT) (CLEAR)	226-4561	1	LAMP GP-HEAD & SIGNAL	157
		1	LAMP GP-HEAD & SIGNAL	158
		1	LAMP GP-HEAD & SIGNAL	155
LAMP (12-VOLT, 55-WATT) (BEACON)	323-5644	1	LIGHTING GP-WARNING	177

MAINTENANCE PARTS

DESCRIPTION	PART NUMBER	QTY	WHERE USED	PAGE
LAMP (12-VOLT)	473-9371	1	WIRING GP-CHASSIS	204
LAMP (12-VOLT) (INDICATOR LIGHT)	323-5649	1	LAMP GP-REAR	159
LAMP (12-VOLT) (TAIL LIGHTS)	323-5648	1	LAMP GP-REAR	159
LAMP (12-VOLT) (TURN SIGNAL)	305-2109	1	LAMP GP-REAR	159
LAMP (50-WATT)	323-5646	1	LIGHTING GP-BOOM	163
		1	LIGHTING GP-FLOOD	164
		1	LIGHTING GP-ROADING	170
LAMP AS (50-WATT) (WORK LIGHT)	312-3332	2	LIGHTING GP-BOOM	163
		4	LIGHTING GP-FLOOD	164
		4	LIGHTING GP-ROADING	170
LAMP AS (SIDE, LH)	333-8792	1	LAMP GP-FRONT	151
		1	LAMP GP-FRONT	153
LAMP AS (SIDE, RH)	333-8793	1	LAMP GP-FRONT	151
		1	LAMP GP-FRONT	153
LAMP-HEAD (12-VOLT, 60/55-WATT) (CLEAR)	9W-3324	1	LAMP GP-HEAD & SIGNAL	155
		1	LAMP GP-HEAD & SIGNAL	156
		1	LAMP GP-HEAD & SIGNAL	157
		1	LAMP GP-HEAD & SIGNAL	158
FRAME AND BODY				
BATTERY AS (12-VOLT) (WET)	175-4390	1	MOUNTING GP-BATTERY	281
CAP AS-FILLER (7/8-9-THD) (BATTERY)	123-1373	6	MOUNTING GP-BATTERY	281
FUEL SYSTEM				
CAP-FUEL (VENTED)	284-9039	1	TANK & MTG GP-FUEL	121
FILTER-FUEL	440-6213	1	FILTER GP-FUEL	109
FILTER-WATER SEPARATOR & FUEL	466-4177	1	FILTER GP-FUEL	110
		1	LINES GP-FUEL	112
		1	LINES GP-FUEL	114
HYDRAULIC SYSTEM				
CAP AS-FILLER (LOCKABLE)	142-8937	1	TANK & MTG GP-HYDRAULIC	367
FILTER (BREATHING)	473-9271	1	TANK GP-HYDRAULIC	368
FILTER (HYDRAULIC OIL)	481-6649	1	TANK GP-HYDRAULIC	368
FILTER-OIL (ULTRA HIGH EFFICIENCY)	126-1815	1	FILTER & MTG GP-HYDRAULIC	324
LUBRICATION SYSTEM				
FILTER-ENGINE OIL	440-6232	1	FILTER & MTG GP-ENGINE OIL	48
OPERATOR STATION				
BELT (AIR CONDITIONER)	495-7693	1	AIR CONDITIONER & MOUNTING GP	453
BLADE-WIPER	459-2709	1	WIPER GP-WINDOW	546
	459-2710	1	WIPER GP-WINDOW	546
FILTER (HVAC) (CAB AIR CONDITIONER)	473-2650	1	HEATER GP-CAB	490
	473-2651	1	HEATER & AIR CONDITIONER GP	482
FILTER (HVAC) (RECIRCULATION)	473-2650	1	HEATER & AIR CONDITIONER GP	482

MAINTENANCE PARTS

DESCRIPTION	PART NUMBER	QTY	WHERE USED	PAGE
	473-2651	1	HEATER GP-CAB	490
LAMP (DOME)	474-9787	1	TRIM GP-CAB	536
POWER TRAIN BREATHER	385-3598	1	AXLE GP-FRONT	216
PLUG-MAGNETIC	322-0771	1	AXLE GP-FRONT	216
		1	AXLE GP-REAR	226

INDEX

NAME	PAGE	NAME	PAGE
A			
ACCUMULATOR GP-HYDRAULIC.....	354	BUCKET GP-GENERAL PURPOSE	404
ADAPTER & FILTER GP-DEF PUMP	108	BUCKET GP-GRAPPLE	405
AIR CLEANER GP	72		406
	73		407
AIR COMPRESSOR GP (SUSPENSION SEAT)	493	C	
AIR CONDITIONER & MOUNTING GP.....	453	CAB AR	459
AIR CONDITIONER GP	456	CAB AR-ENCLOSED ROPS	460
ALARM GP-REVERSE.....	122		461
ALTERNATOR GP.....	123		462
ALTERNATOR GP-CHARGING	123	CAB GP	463
	178	CAMERA & MOUNTING GP	125
	188		127
ARM GP-MATERIAL HANDLING.....	395	CAMERA & MOUNTING GP-REVERSE.....	128
ARMREST GP	457	CAP AS-FILLER (7/8-9-THD) (BATTERY).....	281
ARMREST GP-ADJUSTABLE.....	457	CAP AS-FILLER (LOCKABLE).....	367
AXLE & MOUNTING GP-FRONT.....	215	CAP-FILLER (ENGINE OIL)	19
AXLE & MOUNTING GP-REAR	214	CAP-FUEL (VENTED).....	121
AXLE GP-FRONT.....	216	CARRIAGE AS-FORK.....	409
AXLE GP-REAR.....	226		410
B			
BATTERY AS (12-VOLT) (WET)	281	CARRIAGE GP.....	412
BELT (AIR CONDITIONER)	453		413
BELT TENSIONER GP.....	10	CARRIAGE GP-FORK.....	415
BELT-SERPENTINE.....	10		417
BLADE-WIPER	546		419
BOARD AS-CIRCUIT.....	124		420
BOOM AR	383	CARRIAGE GP-FORK-SIDESHIFT	414
	384	CARRIAGE GP-ROTATING.....	423
BOOM GP	385	CARRIAGE GP-ROTATING-STANDARD.....	421
	388	CARRIAGE GP-SIDESHIFT.....	425
BOOM GP-TRUSS.....	396	CARRIAGE GP-TILT.....	411
	397	CARRIER GP-FORK.....	421
	398	CATALYST GP	74
	399		75
BOOM GP-INNER.....	389	CHASSIS AR.....	1
BOOM GP-WITH WINCH	386		2
BRACKET GP-ENGINE	11	CHOCK GP-WHEEL	547
BRACKET GP-MOUNTING	14	CLAMP GP-EXHAUST MOUNTING	76
	15	CLAMP-BAND.....	77
	16	COMMON AR.....	2
	248	COMPENSATOR GP-EXHAUST	78
	249		79
	250	CONDENSER GP-REFRIGERANT-CAB	465
	251	CONFIGURATION AR.....	3
BRACKET GP-MOUNTING (FIXED).....	457	CONTROL GP-ELECTRONIC.....	129
BRACKET GP-MOUNTING-ARMREST	12		131
BRACKET GP-MOUNTING-BOOM.....	247	CONTROL GP-ELECTRONIC (FRONT FRAME)	204
BRAKE AR-TRAILER	285	CONTROL GP-ELECTRONIC (MODULE).....	204
BRAKE GP-HYDRAULIC	286	CONTROL GP-ELECTRONIC (REAR FRAME)	204
BREATHER	216	CONTROL GP-JOYSTICK.....	467
BRUSH GP-BOOM	390	CONTROL GP-PARKING BRAKE.....	286
BUCKET AS	400	COOLER GP-ENGINE OIL	58
	401	COOLER GP-EXHAUST (NRS).....	80
	402	COUNTERWEIGHT GP	252
BUCKET AS-DIRT	403	COUPLER & MTG GP-QUICK.....	426
		COUPLER AR-QUICK.....	428
		COUPLER AR-QUICK-MANUAL	428

INDEX

NAME	PAGE	NAME	PAGE
FILM-WARNING (STAY CLEAR OF SWING AREA).....	548	FUSE (80-AMPERE) (FRONT FRAME).....	129
	551	FUSE (80-AMPERE) (REAR FRAME).....	129
	554		
	558	G	
	562	GASKET GP-ENGINE.....	33
FILTER (BREATHER).....	368		34
FILTER (DIESEL EXHAUST FLUID).....	103		35
FILTER (HVAC) (CAB AIR CONDITIONER).....	482		36
	490	GAUGE (TILT ANGLE).....	481
FILTER (HVAC) (RECIRCULATION).....	482		562
	490	GAUGE AS-OIL LEVEL (DIPSTICK) (ENGINE)...	50
FILTER (HYDRAULIC OIL).....	368	GAUGE GP-CLUSTER.....	193
FILTER & MTG GP-ENGINE OIL.....	48	GAUGE GP-OIL LEVEL (DIPSTICK).....	49
FILTER & MTG GP-HYDRAULIC-CHARGE.....	324	GAUGE GP-OIL LEVEL (DIPSTICK)-ENGINE...	50
FILTER ELEMENT-AIR (PRIMARY).....	72		51
FILTER ELEMENT-AIR (SECONDARY).....	72	GAUGE GP-INDICATOR.....	478
FILTER GP-DIESEL EXHAUST FLUID.....	103	GEAR GP-IDLER.....	234
FILTER GP-FUEL.....	109	GLOW PLUG GP.....	132
	110	GUARD GP-BUCKET-FRONT.....	442
FILTER GP-OIL.....	368	GUARD GP-FRONT.....	261
FILTER-ENGINE OIL.....	11	GUARD GP-ROOF.....	479
	48		
FILTER-FUEL.....	103	H	
	109	HAMMER & MOUNTING GP.....	480
FILTER-OIL (ULTRA HIGH EFFICIENCY).....	324	HAMMER GP (CAB WINDOW).....	480
FILTER-WATER SEPARATOR & FUEL.....	110	HANDLE GP-DOOR.....	472
	112	HANDLER AR-BALE.....	443
	114	HARNESS AS-BRAKE.....	213
FLANGE GP.....	55	HARNESS AS-CAB.....	133
FLOOR MAT GP.....	477		134
FLYWHEEL GP.....	32	HARNESS AS-CHASSIS.....	135
FORK AS.....	432		136
FORK AS-BLOCK.....	433	HARNESS AS-ENGINE.....	137
FORK AS-PALLET.....	434		138
	435	HARNESS AS-HEATER & AIR COND.....	139
	436	HARNESS AS-HEATER & AIR COND	
FORK GP.....	437	(CONDENSER FAN, PRESSURE SWITCH)...	453
	438	HARNESS AS-HEATER & AIR COND	
	439	(MAIN).....	201
	440		453
FORK GP-PALLET.....	441	HARNESS AS-LIGHTING.....	140
FRAME GP-LOADER.....	259	HARNESS AS-LIGHTING (FRONT, LH).....	151
FUSE (10-AMPERE).....	124		153
	202	HARNESS AS-LIGHTING (FRONT, RH).....	151
FUSE (15-AMPERE).....	202		153
FUSE (15-AMPERE) (FRAME).....	129	HARNESS AS-PUMP.....	207
FUSE (150-AMPERE) (GLOW PLUGS).....	129		209
FUSE (200-AMPERE) (ALTERNATOR).....	129	HARNESS AS-SENSOR.....	181
FUSE (25-AMPERE) (CAB).....	129		182
FUSE (25-AMPERE) (IGNITION).....	129	HARNESS AS-STARTING AID.....	207
FUSE (30-AMPERE).....	124		209
FUSE (30-AMPERE) (AIR CONDITIONER, HEATER		HARNESS AS-SWITCH.....	522
FAN).....	129		523
FUSE (30-AMPERE) (CAB).....	129	HEADLINER GP-CAB.....	481
FUSE (30-AMPERE) (ECM).....	129	HEADLINER GP-CAB-RADIO.....	481
FUSE (30-AMPERE) (STARTER).....	129		
FUSE (5-AMPERE).....	124		
	202		
FUSE (80-AMPERE) (CAB).....	129		

INDEX

NAME	PAGE	NAME	PAGE
HEATER & AIR CONDITIONER GP	482	KIT-SEAT SUSPENSION	493
HEATER & MTG GP-CAB	483		
HEATER AS-JACKET WATER	141	L	
HEATER GP-BLOCK	142		
	144	LAMP	160
HEATER GP-CAB	484	LAMP (12-VOLT, 21-WATT) (AMBER)	155
	490		156
HEATER GP-CAB-EVAPORATOR	489		157
HEATER GP-CAB-HEATER, AIR			158
CONDITIONER	486	LAMP (12-VOLT, 5-WATT) (CLEAR)	155
HITCH AR	262		156
	263		157
HITCH AR-TOWING	263		158
HITCH GP	264	LAMP (12-VOLT, 55-WATT) (BEACON)	177
	265	LAMP (12-VOLT)	204
	266	LAMP (12-VOLT) (INDICATOR LIGHT)	159
	273	LAMP (12-VOLT) (TAIL LIGHTS)	159
HITCH GP (HYDRAULIC)	276	LAMP (12-VOLT) (TURN SIGNAL)	159
HITCH GP (RELEASE CABLE)	278	LAMP (50-WATT)	163
HITCH GP-TOWING	270		164
	271		170
	272	LAMP (DOME)	536
	273	LAMP AS (50-WATT) (WORK LIGHT)	163
	274		164
	275		170
	276	LAMP AS (SIDE, LH)	151
	278		153
HITCH GP-HYDRAULIC	268	LAMP AS (SIDE, RH)	151
HITCH GP-RETRIEVAL	267		153
HOOD GP-ENGINE	279	LAMP GP (STOP, TAIL, TURN, BACKUP,	
HOOK GP-LIFTING	444	LH)	159
	445	LAMP GP (STOP, TAIL, TURN, BACKUP,	
	446	RH)	159
HOPPER GP	447	LAMP GP-FRONT	151
HORN GP-ELECTRIC	492		153
HOUSING GP-FLYWHEEL	37		167
HYDRAULIC AR	325		168
			169
I		LAMP GP-HEAD & SIGNAL-FRONT, LH	156
INDICATOR (AIR CLEANER)	83	LAMP GP-HEAD & SIGNAL-FRONT, RH	155
	85	LAMP GP-HEAD & SIGNAL-LH	158
INDICATOR GP-BOOM ANGLE	392	LAMP GP-HEAD & SIGNAL-RH	157
INDICATOR GP-LOAD	145	LAMP GP-REAR	159
INJECTOR GP-FUEL	111	LAMP GP-ROADING-LICENSE PLATE	160
INSTALLATION AR-COMMUNICATION	146	LAMP GP-WARNING BEACON (12-VOLT,	
INSTALLATION AR-COMMUNICATION-AIR		AMBER)	177
CONDITIONER	146	LAMP-HEAD (12-VOLT, 60/55-WATT)	
INSTALLATION AR-COMMUNICATION-WITHOUT		(CLEAR)	155
AIR CONDITIONER	146		156
INSTALLATION AR-FORK	4		157
INSTALLATION GP-COMMUNICATION	147	LATCH GP	472
	148	LEVER GP-TILT	393
	149	LIGHTING AR-ROADING-AIR CONDITIONER	162
	150	LIGHTING AR-ROADING-WITHOUT AIR	
K		CONDITIONER	161
KEY (BATTERY DISCONNECT)	191	LIGHTING GP-BOOM	163
		LIGHTING GP-FLOOD	164

INDEX

NAME	PAGE	NAME	PAGE
LIGHTING GP-FRONT-WORK LIGHT	165	LINES GP-TRAILER	358
	166	LINES GP-TURBOCHARGER AIR	90
	167	LOCK GP-VANDALISM.....	573
	168		
	169		
LIGHTING GP-ROADING	170		
	171		
	172		
	173		
LIGHTING GP-WARNING	174		
	175		
	176		
LIGHTING GP-WARNING-BEACON	177		
LINES GP-AIR	83		
	87		
LINES GP-AIR CONDITIONER	495		
LINES GP-AIR-AFTERCOOLER, LESSER REGULATED	86		
LINES GP-AIR-AIR CLEANER, LESSER REGULATED	85		
LINES GP-AUXILIARY HYDRAULIC.....	326		
	328		
	329		
LINES GP-BOOM.....	332		
LINES GP-BOOM-HYDRAULIC	334		
LINES GP-BRAKE	288		
	291		
LINES GP-CONNECTING-FORK.....	336		
LINES GP-COOLANT	59		
	60		
	61		
	62		
	63		
LINES GP-COUPLER	338		
	341		
	343		
	345		
LINES GP-COUPLER-COUPLER	339		
LINES GP-DIESEL EXHAUST FLUID	88		
	89		
LINES GP-FUEL.....	112		
	114		
	116		
LINES GP-GREASE-BOOM	394		
LINES GP-HEATER.....	497		
LINES GP-HEATER & AIR COND	499		
LINES GP-HYDRAULIC FAN	348		
LINES GP-HYDRAULIC OIL COOLER.....	350		
LINES GP-HYDRAULIC OIL COOLER-TANK ...	351		
LINES GP-HYDRAULIC-ROTATING CARRIAGE.....	346		
LINES GP-HYDROSTATIC	235		
LINES GP-LIFT CYLINDER.....	352		
	354		
LINES GP-OIL.....	52		
	53		
	54		
	55		
LINES GP-PUMP	356		
LINES GP-STEERING.....	294		
	296		

M	
MANIFOLD GP-EXHAUST.....	91
MANIFOLD GP-INLET.....	92
METER GP-SERVICE	501
MIRROR GP	504
MIRROR GP-REAR VIEW.....	506
	507
	508
	510
MIRROR GP-REAR VIEW-CONVEX	509
MIRROR GP-REAR VIEW-INTERIOR	505
MIRROR GP-EXTERNAL.....	502
MIRROR GP-INTERNAL	503
MONITOR & MOUNTING GP.....	511
MOTOR & MTG GP-AUGER	574
MOTOR & MTG GP-HYDROSTATIC	236
MOTOR GP-HYDRAULIC.....	360
MOUNTING GP-BATTERY	281
MOUNTING GP-CAB.....	512
MOUNTING GP-ENGINE	38
MOUNTING GP-EXHAUST	93
	95
MOUNTING GP-EXHAUST-FILTER	94
MOUNTING GP-FAN DRIVE.....	40
MOUNTING GP-SENSOR	145
	178
MUFFLER GP.....	97

P	
PADLOCK GP.....	573
PAN GP-OIL	41
PANEL GP-FUSE.....	202
PANEL GP-INSTRUMENT.....	513
PEDAL GP-BRAKE	514
PEDAL GP-GOVERNOR	516
PEDAL GP-GOVERNOR-ACCELERATOR	516
PIN GP-COUPLER.....	426
PIPE GP-EXHAUST.....	99
PLATE & MTG GP-CHASSIS	282
PLATE & MTG GP-HITCH	283
PLATE GP-MOUNTING-AXLE	284
PLATFORM AR-ACCESS.....	449
	450
	451
PLATFORM GP-ACCESS	452
PLUG (ENGINE OIL DRAIN)	20
PLUG GP-CAB	517
	519
PLUG GP-CONNECTOR	179
PLUG GP-ENGINE	42
PLUG GP-EXHAUST.....	100
	101
PLUG GP-TEMP REGULATOR HOUSING.....	64

INDEX

NAME	PAGE	NAME	PAGE
PLUG GP-WATER LINES	65	SENSOR (HVAC) (THERMOSTAT).....	486
PLUG-MAGNETIC	216	SENSOR & MOUNTING GP.....	182
	226	SENSOR & MOUNTING GP-HITCH	181
POWER TRAIN AR.....	237	SENSOR & MTG GP-POSITION-RETRACT	183
PULLEY GP-ENGINE	43	SENSOR AS (PROXIMITY).....	183
	44	SENSOR GP-OBJECT DETECTION.....	181
	45		182
	46	SENSOR GP-POSITION-BOOM ANGLE.....	184
PUMP & MTG GP-HYDRAULIC	361	SENSOR GP-PRESSURE	109
	362	SENSOR GP-PRESSURE (LOAD MOMENT	
PUMP & MTG GP-HYDRAULIC FAN	364	INDICATOR)	176
PUMP & MTG GP-UNIT INJ HYD	117	SENSOR GP-PRESSURE-ENGINE	186
PUMP GP-DIESEL EXHAUST FLUID	102	SENSOR GP-SPEED	188
PUMP GP-ENGINE OIL.....	56	SENSOR-PRESSURE	199
PUMP GP-FUEL.....	118	SENSOR-PRESSURE (ENGINE).....	186
PUMP GP-FUEL INJECTION.....	119	SENSOR-SPEED	218
PUMP GP-GEAR (HYDRAULIC FAN)	364	SENSOR-TEMPERATURE.....	86
PUMP GP-HYDRAULIC	365	SENSOR-TEMPERATURE (AIR)	87
	366	SENSOR-TEMPERATURE (HYDRAULIC	
PUMP GP-TRANSMISSION.....	238	FAN)	378
PUMP GP-WATER.....	66	SENSOR-TEMPERATURE (HYDRAULIC OIL)...	360
	67		368
		SHAFT GP-DRIVE.....	239
		SOLENOID AS	376
		SPRING AS-GAS.....	457
		SPRING-GAS (HOOD)	279
		STARTING MOTOR GP-ELECTRIC	189
		STEERING COLUMN GP	298
		STEERING GP-HYDRAULIC.....	299
		STRAP GP.....	472
		SWITCH (HORN) (BUTTON)	492
		SWITCH & MTG GP-SIGNAL-BRAKE.....	190
		SWITCH AS.....	190
		SWITCH AS (ON/OFF).....	456
		SWITCH AS (USB CHARGER)	193
			197
		SWITCH AS-AIR CONDITIONER.....	456
			490
		SWITCH AS-AIR CONDITIONER (HVAC).....	483
		SWITCH AS-AIR CONDITIONER (ROTARY)....	456
			490
		SWITCH AS-DISCONNECT (BOOM)	354
		SWITCH AS-MULTIFUNCTION (HD LIGHT, TURN	
		SIG, WDO WIPER)	196
			198
		SWITCH AS-ROCKER (AUXILIARY	
		CONTROL).....	193
		SWITCH AS-ROCKER (AUXILIARY CONTROL)	
		(AUXILIARY CONTROL).....	326
			329
		SWITCH AS-ROCKER (AUXILIARY,	
		DECOMPRESSION).....	193
		SWITCH AS-ROCKER (BOOM LIGHTS).....	165
			166
		SWITCH AS-ROCKER (BOOM	
		WORKLIGHTS)	161
			162
		SWITCH AS-ROCKER (DRIVING LIGHT).....	193
		SWITCH AS-ROCKER (FOG LIGHT).....	193

R

RADIATOR & MOUNTING GP.....	68
RADIATOR GP.....	70
RAIL GP-FUEL.....	120
RELAY (12-VOLT, 200-AMPERE)	204
RELAY AS (12 VDC).....	202
RELAY AS (12-VOLT) (HORN)	124
RELAY AS (30-AMPERE)	129
RELAY AS (70-AMPERE)	129
RELAY GP.....	180

S

SEAL-SHAFT (FRONT).....	31
SEAL-SHAFT (REAR).....	18
SEAT & MOUNTING GP	520
SEAT & MOUNTING GP-AIR SUSPENSION	521
	522
	523
SEAT BELT GP-2 IN.....	524
SEAT BELT GP-3 IN.....	525
SEAT GP	526
	528
	530
	531
SEAT GP-SUSPENSION	522
	523
SENDER AS-FUEL LEVEL	121
SENSOR.....	218
	227
SENSOR (AXLE LOCK).....	145
SENSOR (BOOM ANGLE)	184
SENSOR (BRAKE).....	514
SENSOR (CATALYST INLET)	199
SENSOR (CATALYST OUTLET)	199

INDEX

NAME	PAGE	NAME	PAGE
SWITCH AS-ROCKER (FRONT WORKLIGHT)	161	VALVE AS-SHUTTLE	375
	162	VALVE GP-BRAKE CONTROL.....	293
SWITCH AS-ROCKER (HAZARD).....	193	VALVE GP-BRAKE CONTROL (TRAILER).....	370
SWITCH AS-ROCKER (HVAC) (HVAC).....	456	VALVE GP-CHECK	375
SWITCH AS-ROCKER (LOADER).....	193	VALVE GP-CHECK (DRAIN).....	293
SWITCH AS-ROCKER (OVERRIDE).....	193	VALVE GP-CHECK (HYDRAULIC OIL).....	360
SWITCH AS-ROCKER (REAR WORKLIGHT) ...	161	VALVE GP-CHECK (HYDRAULIC)	370
	162	VALVE GP-CONTROL	107
SWITCH AS-ROCKER (ROADING).....	193		371
SWITCH AS-ROCKER (STEERING MODE).....	193		374
SWITCH AS-SPEED	196		375
SWITCH AS-WIPER (REAR WIPER)	546	VALVE GP-COUNTERBALANCE.....	352
SWITCH AS-WIPER (REAR)	545	VALVE GP-COUNTERBALANCE (TELESCOPING).....	320
SWITCH GP-DISCONNECT-BATTERY	191	VALVE GP-DIVERTER	376
SWITCH GP-LIGHT.....	190		377
SWITCH GP-POSITION	219	VALVE GP-DIVERTER (QUICK COUPLER).....	343
SWITCH GP-REVERSING FAN.....	192	VALVE GP-DRAIN-OIL.....	57
SWITCH GP-ROCKER.....	161	VALVE GP-HYDRAULIC FAN.....	378
	193	VALVE GP-MAIN CONTROL	372
	194		379
SWITCH GP-SPEED.....	195	VALVE GP-RELIEF	366
SWITCH GP-TRANSMISSION-WIPER.....	196	VALVE GP-RIDE CONTROL.....	354
SWITCH GP-USB.....	197	VALVE GP-SOLENOID.....	375
SWITCH GP-WIPER	198		382
SWITCH-IGNITION.....	193	VALVE GP-SOLENOID (HYDRAULIC).....	379
SWITCH-PRESSURE.....	286	VISOR GP-CAB	538

T

TANK & MTG GP-FUEL	121
TANK & MTG GP-HYDRAULIC	367
TANK GP-COOLANT.....	71
TANK GP-DIESEL EXHAUST FLUID	103
TANK GP-FUEL	121
TANK GP-HYDRAULIC.....	368
TANK GP-WINDOW WASHER.....	532
THRT VALVE & MTG GP-AIR INL.....	104
TIRE & RIM GP.....	241
	242
	243
	244
TRAILER AR-ELECTRICAL.....	5
TRAILER AR-SERVICE	5
TRANSMITTER GP	199
TRIM GP-CAB.....	534
	536
TRIM GP-CAB-SIDE.....	537
TUBE & MTG GP-DEF BLEND.....	105
TURBOCHARGER GP	106

V

VALVE & MOUNTING GP.....	370
VALVE & MOUNTING GP (NRS).....	107
VALVE & MTG GP-BRAKE.....	292
VALVE & MTG GP-CONTROL.....	371
VALVE & MTG GP-MAIN CONTROL.....	372
VALVE & MTG GP-STEERING	300

W

WHEEL GP	245
	246
WINDOW GP-CAB.....	539
	540
	541
WIPER GP-UPPER.....	543
WIPER GP-WINDOW-FRONT	544
WIPER GP-WINDOW-REAR.....	546
WIPER GP-WINDOW-ROOF	545
WIRING GP-BOOM.....	200
WIRING GP-CAB	202
WIRING GP-CAB-HEATER.....	201
WIRING GP-CHASSIS	204
WIRING GP-ENGINE	211
WIRING GP-ENGINE-HIGHER REGULATED COUNRTY	209
WIRING GP-ENGINE-LESSER REGULATED COUNTRY	207
WIRING GP-TRAILER.....	213

MACHINE ARRANGEMENT

495-1910 CHASSIS AR

S/N: TD21-UP

PART OF 493-1082 COMMON AR

SMCS-7000

i06822989

NOTE	PART NUMBER	QTY	PART NAME						SEE PAGE
			1	2	3	4	5	6 (PRODUCT LEVEL)	
Y	492-2086	1	ALARM GP (REVERSE)						122
Y	492-5087	1	BRUSH GP (BOOM)						390
Y	494-2350	1	COVER & MTG GP - CHASSIS						253
Y	494-1903	1	COVER & MTG GP-BOOM						391
Y	518-2993	1	PLUG GP-CAB						519
Y	494-2034	1	CYLINDER & MTG GP-COMPENSATING						305
Y	494-1913	1	CYLINDER & MTG GP-LIFT						306
Y	494-3705	1	ENCLOSURE GP-CAB						476
Y	492-2088	1	FENDER GP (MOUNTING)						258
Y	503-1677	1	FILM GP						565
Y	520-6929	1	FILM GP						572
Y	476-0697	1	FLOOR MAT GP (CAB)						477
Y	495-0070	1	HORN GP-ELECTRIC						492
Y	505-0897	1	MIRROR GP						504
Y	492-2085	1	MIRROR GP-REAR VIEW						507
Y	471-6019	1	MOUNTING GP-CAB						512
Y	492-0748	1	SWITCH GP-SPEED (TRAVEL)						195
Y	494-9799	1	TANK & MTG GP-FUEL						121
Y	497-9587	1	VISOR GP-CAB (SUN SCREEN)						538
Y	494-9549	1	WIRING GP-CHASSIS						204
	5P-8500	1	KEY						

Y - SEPARATE ILLUSTRATION

<END>

MACHINE ARRANGEMENT

495-1911 CHASSIS AR

S/N: TD31-UP

PART OF 493-1083 COMMON AR

SMCS-7000

i06823011

NOTE	PART NUMBER	QTY	PART NAME						SEE PAGE
			1	2	3	4	5	6 (PRODUCT LEVEL)	
Y	492-2086	1	ALARM GP (REVERSE)						122
Y	492-5087	1	BRUSH GP (BOOM)						390
Y	494-1903	1	COVER & MTG GP-BOOM						391
Y	518-2993	1	PLUG GP-CAB						519
Y	494-2034	1	CYLINDER & MTG GP-COMPENSATING						305
Y	494-1913	1	CYLINDER & MTG GP-LIFT						306
Y	494-3705	1	ENCLOSURE GP-CAB						476
Y	492-2088	1	FENDER GP (MOUNTING)						258
Y	503-1677	1	FILM GP						565
Y	520-6929	1	FILM GP						572
Y	476-0697	1	FLOOR MAT GP (CAB)						477
Y	494-3654	1	FRAME GP-LOADER						259
Y	495-0070	1	HORN GP-ELECTRIC						492
Y	505-0897	1	MIRROR GP						504
Y	471-6019	1	MOUNTING GP-CAB						512
Y	495-0066	1	PLATE & MTG GP (CHASSIS)						282
Y	492-0748	1	SWITCH GP-SPEED (TRAVEL)						195
Y	494-9799	1	TANK & MTG GP-FUEL						121
Y	494-9549	1	WIRING GP-CHASSIS						204
	5P-8500	1	KEY						

Y - SEPARATE ILLUSTRATION

<END>

493-1082 COMMON AR

S/N: TD21-UP

SMCS-7000

i06604793

NOTE	PART NUMBER	QTY	PART NAME						SEE PAGE
			1	2	3	4	5	6 (PRODUCT LEVEL)	
Y	495-1913	1	BOOM AR						384
Y	495-1910	1	CHASSIS AR						1
Y	495-1912	1	HYDRAULIC AR						325
Y	495-1914	1	POWER TRAIN AR						237

Y - SEPARATE ILLUSTRATION

<END>

493-1083 COMMON AR

S/N: TD31-UP

SMCS-7000

i06604819

NOTE	PART NUMBER	QTY	PART NAME						SEE PAGE
			1	2	3	4	5	6 (PRODUCT LEVEL)	
Y	495-1913	1	BOOM AR						384
Y	495-1911	1	CHASSIS AR						2
Y	495-1912	1	HYDRAULIC AR						325
Y	495-1914	1	POWER TRAIN AR						237

Y - SEPARATE ILLUSTRATION

<END>

MACHINE ARRANGEMENT

507-8155 CONFIGURATION AR

S/N: TD21-UP
ITALIAN MARKET ONLY
AN ATTACHMENT

SMCS-0645, 1433, 7405, 7431, 7557

i06809359

NOTE	PART NUMBER	QTY	PART NAME						SEE PAGE
			1	2	3	4	5	6 (PRODUCT LEVEL)	
Y	519-3823	1	FILM GP (SENSING)						571
Y	495-2441	1	FILM GP						548
Y	492-2087	1	INDICATOR GP-LOAD						145
	521-1589	1	FILM-IDENTIFICATION						

Y - SEPARATE ILLUSTRATION

<END>

507-8389 CONFIGURATION AR

S/N: TD31-UP
AN ATTACHMENT

SMCS-0645, 1433, 7405, 7431, 7557

i06809371

NOTE	PART NUMBER	QTY	PART NAME						SEE PAGE
			1	2	3	4	5	6 (PRODUCT LEVEL)	
Y	495-2442	1	FILM GP						551
Y	519-3823	1	FILM GP (SENSING)						571
Y	492-2087	1	INDICATOR GP-LOAD						145
	521-1589		FILM-IDENTIFICATION						

Y - SEPARATE ILLUSTRATION

<END>

MACHINE ARRANGEMENT

325-5071 INSTALLATION AR-FORK

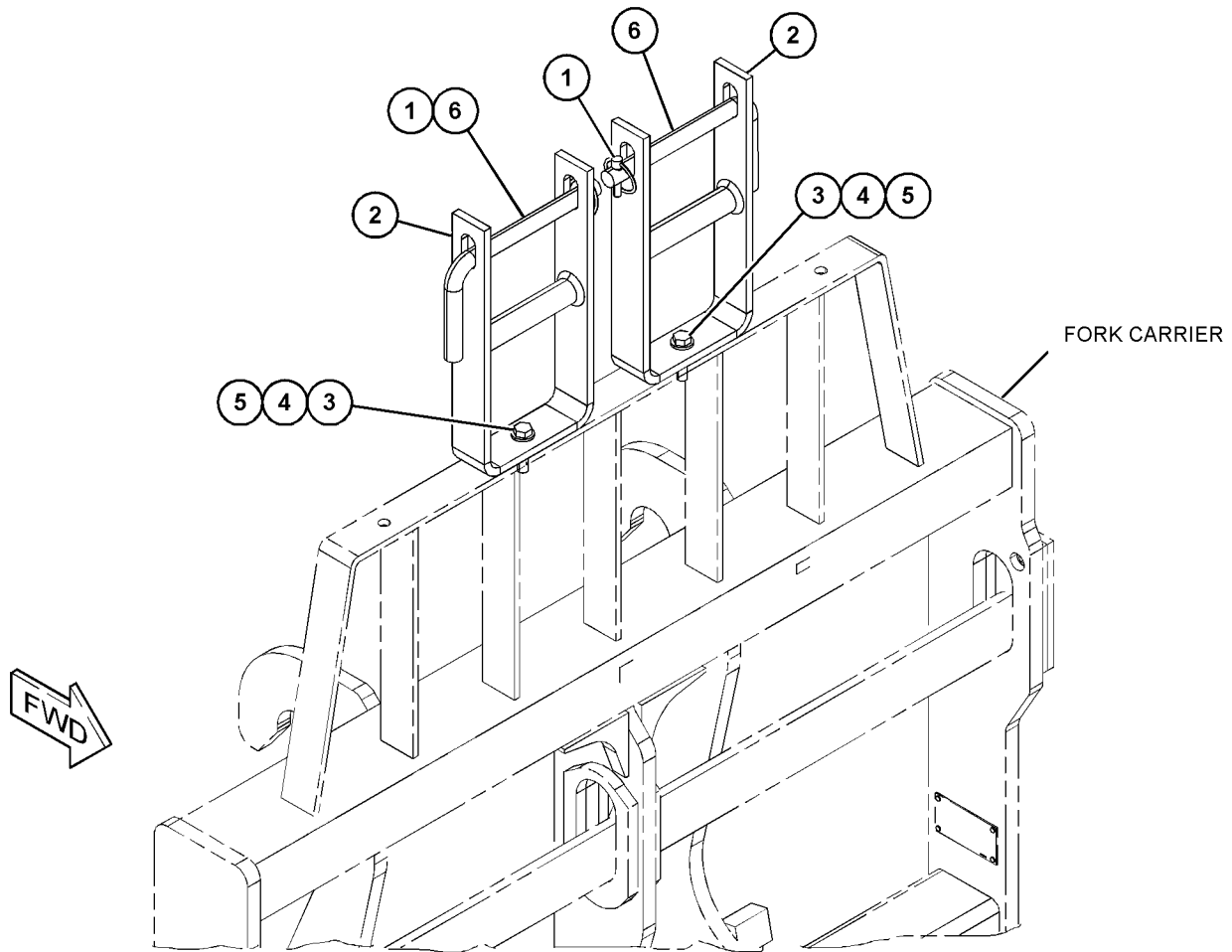
**FOR USE WITH FORKS BELOW 150MM WIDTH, STANDARD FORK POSITIONER & CARRIAGE
CANNOT BE USED WITH FIXED FORKCARRIAGES
AN ATTACHMENT**

SMCS-7000

i06714436

NOTE	REF NO	GRAPHIC REF	PART NUMBER	QTY	PART NAME						SEE PAGE
					1	2	3	4	5	6 (PRODUCT LEVEL)	
	1	1	332-3057	2	SPRING						
	2	1	417-8273	2	BRACKET AS						
M	3	1	8T-4184	2	BOLT (M12X1.75X45-MM)						
	4	1	309-2979	4	WASHER (14X25.7X4.5-MM THK)						
M	5	1	471-2121	2	NUT (M12X1.75-THD)						
	6	1	326-1976	2	PIN-RETAINER						

M - METRIC PART



GRAPHIC #1

<END>

g03624899

MACHINE ARRANGEMENT

507-8184 TRAILER AR-SERVICE

S/N: TD21-UP
AN ATTACHMENT

SMCS-6331

i06642772

NOTE	PART NUMBER	QTY	PART NAME 1 2 3 4 5 6 (PRODUCT LEVEL)	SEE PAGE
Y	492-4863	1	MOUNTING GP-EXHAUST	93

Y - SEPARATE ILLUSTRATION

<END>

507-8185 TRAILER AR-ELECTRICAL

S/N: TD21-UP
AN ATTACHMENT

SMCS-6331

i06642773

NOTE	PART NUMBER	QTY	PART NAME 1 2 3 4 5 6 (PRODUCT LEVEL)	SEE PAGE
Y	492-4863	1	MOUNTING GP-EXHAUST	93
Y	492-5100	1	WIRING GP-TRAILER	213

Y - SEPARATE ILLUSTRATION

<END>

ENGINE ARRANGEMENT

503-5065 ENGINE AR-COMPLETE

S/N: TD21-UP
AN ATTACHMENT

SMCS-1000

i06591390

NOTE	PART NUMBER	QTY	PART NAME						SEE PAGE
			1	2	3	4	5	6 (PRODUCT LEVEL)	
Y	495-0035	1	AIR CLEANER GP						73
Y	505-0902	1	BRAKE GP-HYDRAULIC						286
Y	492-2929	1	COVER GP-ENGINE						17
Y	495-7661	1	ENCLOSURE GP-ENGINE						256
Y	492-2140	1	ENGINE AR-PRIMARY						8
Y	505-7337	1	FILTER & MTG GP-ENGINE OIL						48
Y	503-1681	1	GAUGE GP-OIL LEVEL (DIPSTICK)						49
Y	495-2029	1	LINES GP-AIR (AIR CLEANER, HIGHER REGULATED)						83
Y	495-7639	1	LINES GP-AIR (AFTERCOOLER, HIGHER REGULATED)						87
Y	495-7591	1	LINES GP-COOLANT						59
Y	495-0047	1	LINES GP-DIESEL EXHAUST FLUID						89
Y	503-4967	1	LINES GP-FUEL						112
Y	492-2141	1	LINES GP-HYDRAULIC FAN						348
Y	495-4702	1	MOUNTING GP-BATTERY						281
Y	495-0061	1	MOUNTING GP-ENGINE						38
Y	495-0036	1	MOUNTING GP-EXHAUST						95
Y	495-7594	1	MOUNTING GP-FAN DRIVE						40
Y	493-1300	1	PUMP & MTG GP-HYDRAULIC FAN						364
Y	495-6117	1	RADIATOR & MOUNTING GP						68
Y	501-0765	1	SWITCH GP-REVERSING FAN						192
Y	492-2927	1	TANK GP-COOLANT						71
Y	492-2138	1	VALVE GP-DRAIN						57
Y	499-5905	1	VALVE GP-HYDRAULIC FAN						378
Y	495-4705	1	WIRING GP-ENGINE						209

Y - SEPARATE ILLUSTRATION

<END>

ENGINE ARRANGEMENT

506-2061 ENGINE AR-COMplete

S/N: TD31-UP
AN ATTACHMENT

SMCS-1000

i06865787

NOTE	PART NUMBER	QTY	PART NAME						SEE PAGE
			1	2	3	4	5	6 (PRODUCT LEVEL)	
Y	495-0035	1	AIR CLEANER GP						73
Y	505-0902	1	BRAKE GP-HYDRAULIC						286
Y	492-2929	1	COVER GP-ENGINE						17
Y	495-7661	1	ENCLOSURE GP-ENGINE						256
	492-5092	1	ENGINE AR						
Y	505-7337	1	FILTER & MTG GP-ENGINE OIL						48
Y	503-1681	1	GAUGE GP-OIL LEVEL (DIPSTICK)						49
Y	495-2331	1	LINES GP-AIR						85
Y	495-6130	1	LINES GP-AIR						86
Y	495-7591	1	LINES GP-COOLANT						59
Y	503-6896	1	LINES GP-FUEL						114
Y	492-2141	1	LINES GP-HYDRAULIC FAN						348
Y	495-4702	1	MOUNTING GP-BATTERY						281
Y	495-0061	1	MOUNTING GP-ENGINE						38
Y	495-7594	1	MOUNTING GP-FAN DRIVE						40
Y	495-7772	1	MUFFLER GP						97
Y	493-1300	1	PUMP & MTG GP-HYDRAULIC FAN						364
Y	495-6117	1	RADIATOR & MOUNTING GP						68
Y	501-0765	1	SWITCH GP-REVERSING FAN						192
Y	492-2927	1	TANK GP-COOLANT						71
Y	492-2138	1	VALVE GP-DRAIN						57
Y	499-5905	1	VALVE GP-HYDRAULIC FAN						378
Y	495-2269	1	WIRING GP-ENGINE						207
Y	495-4705	1	WIRING GP-ENGINE						209

Y - SEPARATE ILLUSTRATION

<END>

ENGINE ARRANGEMENT

492-2140 ENGINE AR-PRIMARY

S/N: TD21-UP

74 BRAKE KW , 99 BHP

PART OF 503-5065 ENGINE AR-COMPLETE
AN ATTACHMENT

SMCS-1000

i06811327

NOTE	PART NUMBER	QTY	PART NAME						SEE PAGE
			1	2	3	4	5	6 (PRODUCT LEVEL)	
Y	516-9331	1	ALTERNATOR GP-CHARGING						123
Y	516-9337	1	BELT TENSIONER GP						10
Y	516-8885	1	BRACKET GP-MOUNTING						14
Y	516-7833	1	BRACKET GP-ENGINE						11
Y	516-9408	1	BRACKET GP-MOUNTING						15
Y	516-9439	1	BRACKET GP-MOUNTING						249
Y	516-9482	1	BRACKET GP-MOUNTING						16
Y	516-8677	1	WIRING GP-ENGINE						211
Y	516-8764	1	CATALYST GP						74
Y	516-9487	1	CATALYST GP						75
Y	516-9565	1	CLAMP-BAND						77
Y	516-9458	1	CLAMP GP-EXHAUST MOUNTING						76
Y	516-9341	1	COMPENSATOR GP-EXHAUST						78
Y	516-9350	1	COMPENSATOR GP-EXHAUST						79
Y	516-8004	1	CONTROL GP-ELECTRONIC						131
Y	516-8881	1	COOLER GP-EXHAUST (NRS)						80
Y	516-7980	1	COOLER GP-ENGINE OIL						58
Y	516-8675	1	COUPLING GP						302
Y	516-6889	1	COVER GP-ENGINE (REAR)						18
Y	517-2738	1	COVER GP-VALVE MECHANISM						19
Y	516-8770	1	EXHAUST GP						81
Y	517-3375	1	FASTENER GP-ENGINE						30
Y	516-7900	1	FASTENER GP-FRONT HOUSING						31
Y	516-8636	1	FASTENER GP-ENGINE						23
Y	516-8637	1	FASTENER GP-ENGINE						24
Y	516-8650	1	FASTENER GP-ENGINE						25
Y	516-9310	1	FASTENER GP-ENGINE						26
Y	516-9346	1	FASTENER GP-ENGINE						27
Y	516-9348	1	FASTENER GP-ENGINE						28
Y	516-9351	1	FASTENER GP-ENGINE						29
Y	516-6962	1	FILLER GP-ENGINE OIL						47
Y	516-7905	1	FILTER GP-FUEL						109
Y	516-8107	1	FILTER GP-FUEL						110
Y	516-7857	1	FLYWHEEL GP						32
Y	516-8768	1	GASKET GP-ENGINE						34
Y	516-9352	1	GASKET GP-ENGINE						35
Y	517-0034	1	GASKET GP-ENGINE						36
Y	516-8112	1	GASKET GP-ENGINE						33
Y	516-6927	1	GAUGE GP-OIL LEVEL (DIPSTICK)						50
Y	516-6932	1	GAUGE GP-OIL LEVEL (DIPSTICK)						51
Y	516-7813	1	GEAR GP-IDLER						234
Y	516-8732	1	GLOW PLUG GP						132
Y	516-9440	1	HOUSING GP-FLYWHEEL						37
Y	516-8080	1	INJECTOR GP-FUEL						111
Y	516-8032	1	LINES GP-COOLANT						60
Y	516-8763	1	LINES GP-COOLANT						61

ENGINE ARRANGEMENT

492-2140 ENGINE AR-PRIMARY (contd.)

i06811327

NOTE	PART NUMBER	QTY	PART NAME						SEE PAGE
			1	2	3	4	5	6 (PRODUCT LEVEL)	
Y	516-8901	1	LINES GP-COOLANT						62
Y	516-9307	1	LINES GP-COOLANT						63
Y	516-8128	1	LINES GP-FUEL						116
Y	516-7858	1	LINES GP-OIL						52
Y	516-7895	1	LINES GP-OIL						53
Y	516-8007	1	LINES GP-OIL						54
Y	516-8934	1	LINES GP-OIL						55
Y	516-6800	1	LINES GP-TURBOCHARGER AIR						90
Y	516-8087	1	MANIFOLD GP-EXHAUST						91
Y	516-8718	1	MANIFOLD GP-INLET						92
Y	516-8734	1	METER GP-SERVICE						501
Y	516-9507	1	MOUNTING GP-SENSOR						178
Y	516-6970	1	PAN GP-OIL						41
Y	516-7776	1	DRAIN GP-ENGINE OIL						20
Y	516-8104	1	PLUG GP-WATER LINES						65
Y	517-3381	1	PLUG GP-EXHAUST (CATALYST)						100
Y	517-3382	1	PLUG GP-EXHAUST (CATALYST OUTLET)						101
Y	516-8720	1	PLUG GP-CONNECTOR						179
Y	516-6959	1	PLUG GP-ENGINE						42
Y	516-8040	1	PLUG GP-TEMP REGULATOR HOUSING						64
Y	516-7792	1	PULLEY GP-ENGINE						43
Y	516-7808	1	PULLEY GP-ENGINE						44
Y	516-8029	1	PULLEY GP-ENGINE						45
Y	516-8735	1	PULLEY GP-ENGINE						46
Y	516-7899	1	DRIVE GP-PUMP (FUEL)						21
Y	516-8018	1	PUMP GP-FUEL INJECTION						119
Y	516-9464	1	PUMP GP-DIESEL EXHAUST FLUID						102
Y	517-0059	1	DRIVE GP-PUMP						22
Y	516-7911	1	PUMP GP-ENGINE OIL						56
Y	517-3301	1	PUMP GP-FUEL						118
Y	516-8740	1	PUMP GP-WATER						67
Y	516-7906	1	RAIL GP-FUEL						120
Y	516-9413	1	RELAY GP						180
Y	516-9510	1	SENSOR GP-SPEED						188
Y	516-8129	1	STARTING MOTOR GP-ELECTRIC						189
Y	516-9414	1	TANK GP-DIESEL EXHAUST FLUID						103
Y	516-7979	1	THRT VALVE & MTG GP-AIR INL						104
Y	516-8761	1	TRANSMITTER GP						199
Y	516-9495	1	TUBE & MTG GP-DEF BLEND						105
Y	516-8940	1	TURBOCHARGER GP						106

Y - SEPARATE ILLUSTRATION

<END>

BASIC ENGINE

516-9337 BELT TENSIONER GP

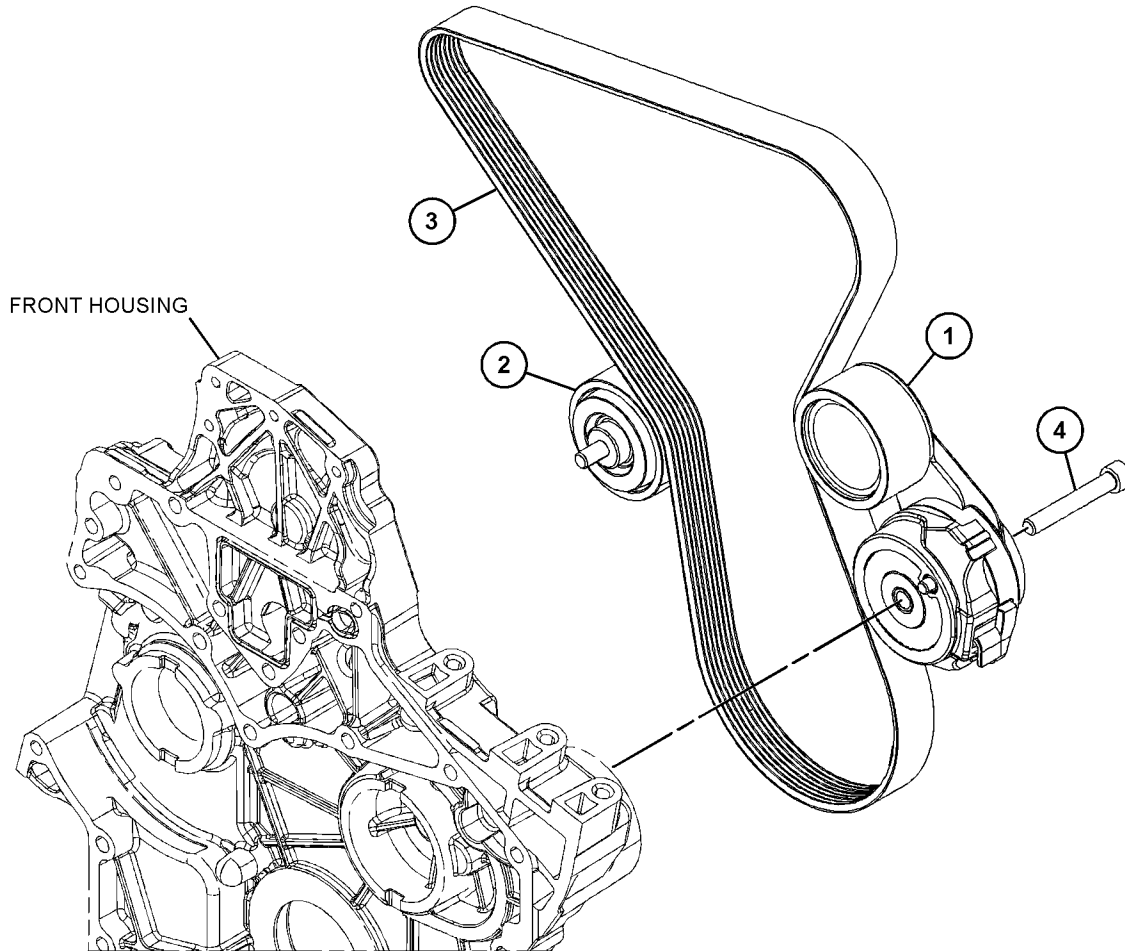
S/N: TD21-UP

PART OF 492-2140 ENGINE AR-PRIMARY
AN ATTACHMENT

SMCS-1357, 1358, 1397

i06814089

NOTE	REF NO	GRAPHIC REF	PART NUMBER	QTY	PART NAME						SEE PAGE
					1	2	3	4	5	6 (PRODUCT LEVEL)	
	1	1	516-1412	1	TENSIONER - BELT						
	2	1	516-1413	1	ROLLER						
	3	1	516-1487	1	BELT - SERPENTINE						
	4	1	516-2540	1	SCREW						



GRAPHIC #1

<END>

g06132511

BASIC ENGINE

516-7833 BRACKET GP-ENGINE

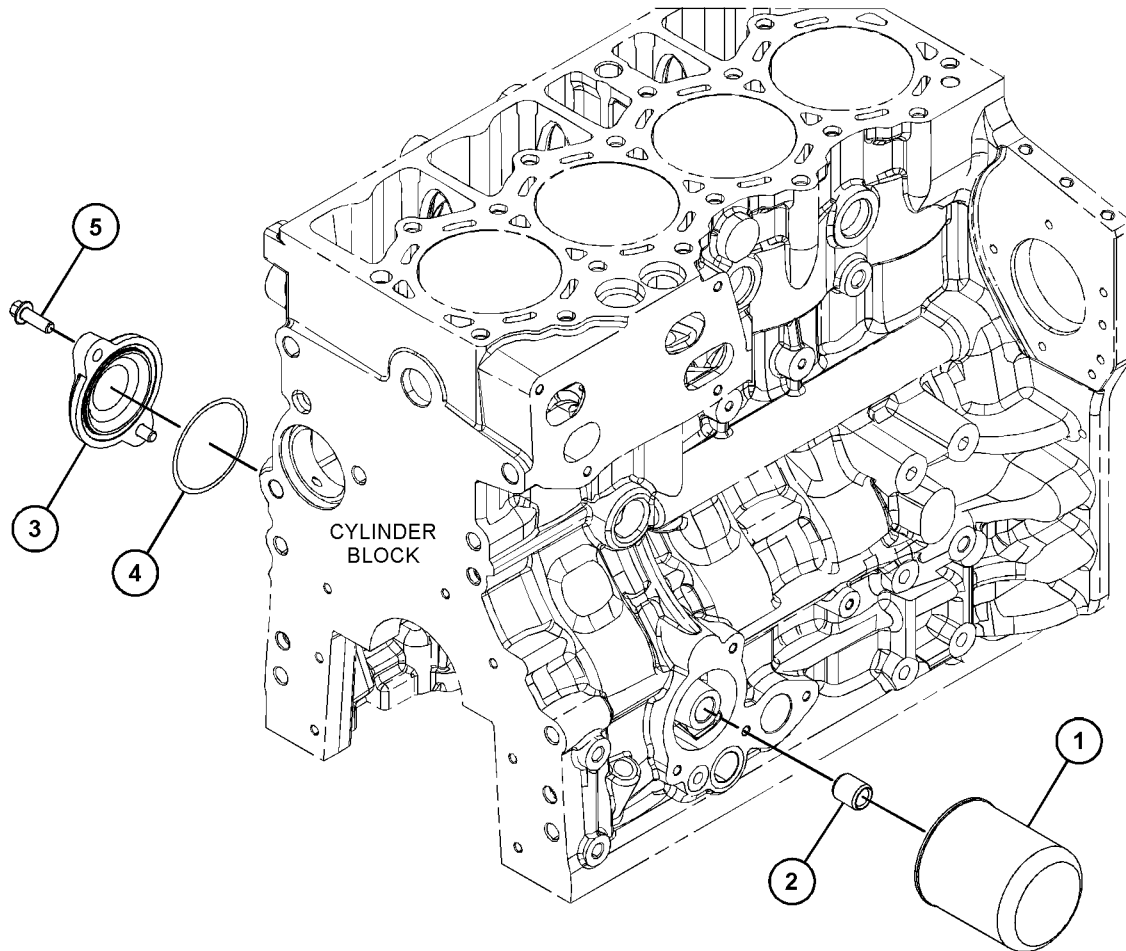
S/N: TD21-UP

PART OF 492-2140 ENGINE AR-PRIMARY
AN ATTACHMENT

SMCS-1000, 1207, 1359, 1803

i06812355

NOTE	REF NO	GRAPHIC REF	PART NUMBER	QTY	PART NAME						SEE PAGE
					1	2	3	4	5	6 (PRODUCT LEVEL)	
	1	1	440-6232	1	FILTER-ENGINE OIL						
	2	1	447-2161	1	BUSHING						
	3	1	459-3297	1	COVER						
	4	1	459-2778	1	SEAL-O-RING						
	5	1	447-2149	2	BOLT-HEAD						



GRAPHIC #1

<END>

g06137432

BASIC ENGINE

495-4802 BRACKET GP-MOUNTING-ARMREST

PART OF 495-6206 ARMREST GP

AN ATTACHMENT

SMCS-0635, 1153, 1262, 1263, 1317, 1375, 7174

i06708099

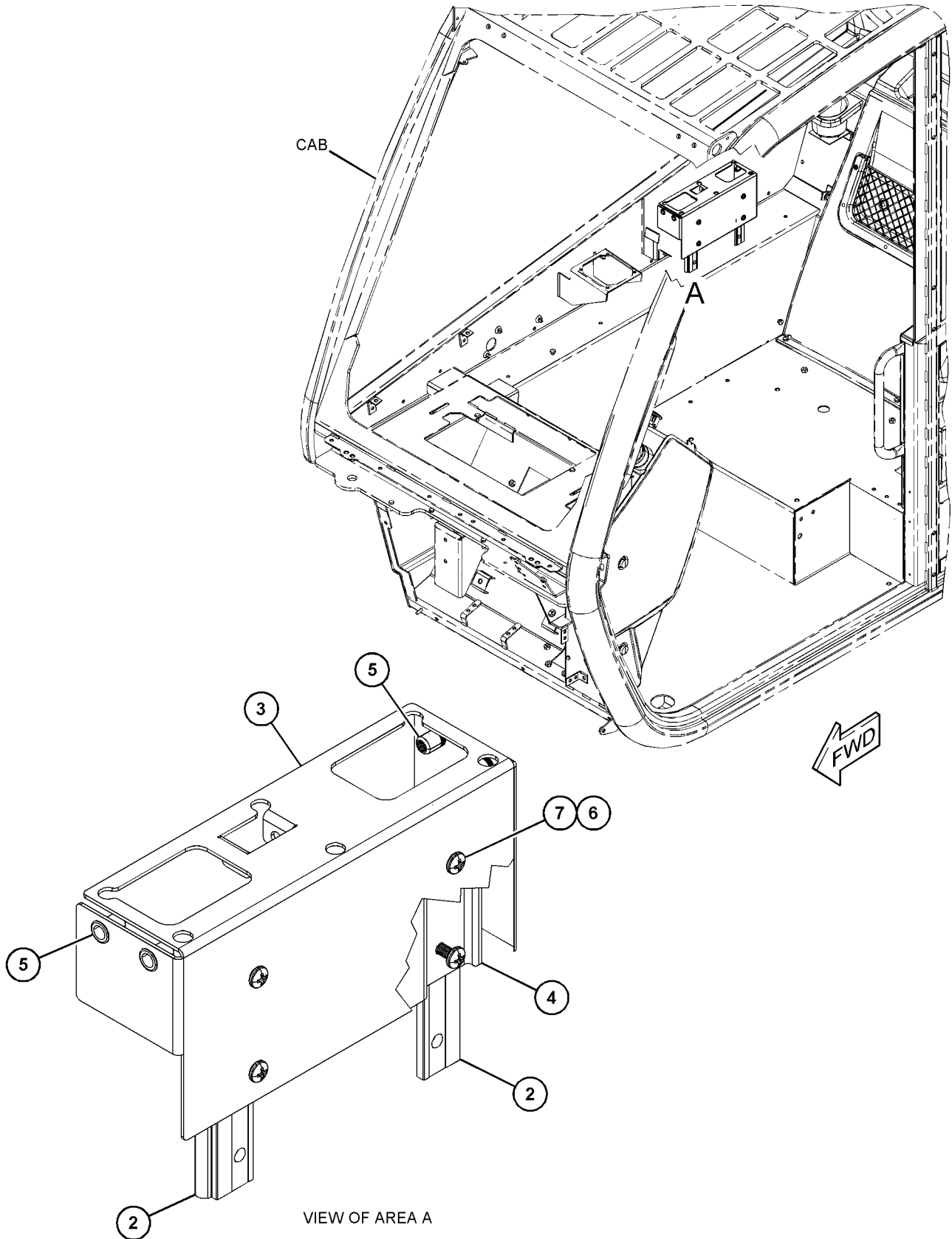
NOTE	REF NO	GRAPHIC REF	PART NUMBER	QTY	PART NAME						SEE PAGE
					1	2	3	4	5	6 (PRODUCT LEVEL)	
	1	1	495-6228	4	SCREW-DRIVE (M6X1X25-MM)						
	2	1	495-4803	2	RAIL						
	3	1	495-4804	1	BRACKET						
	4	1	495-4805	1	PLATE						
M	5	1	495-4806	4	NUT (M6X1-THD)						
	6	1	303-4779	4	LOCKNUT						

M - METRIC PART

BASIC ENGINE

495-4802 BRACKET GP-MOUNTING (contd.)

106708099



GRAPHIC #1

<END>

g06090430

BASIC ENGINE

516-8885 BRACKET GP-MOUNTING

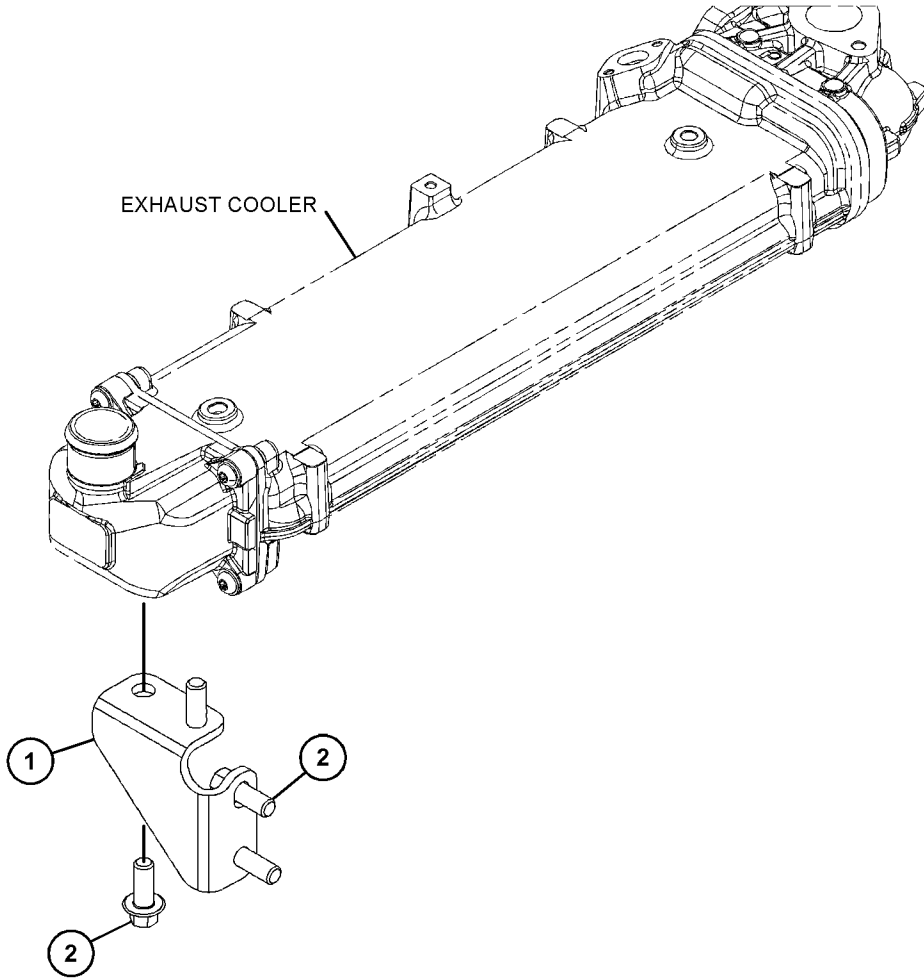
S/N: TD21-UP

PART OF 492-2140 ENGINE AR-PRIMARY
AN ATTACHMENT

SMCS-0635, 1153, 1262, 1263, 1317, 1375, 7174

i06814056

NOTE	REF NO	GRAPHIC REF	PART NUMBER	QTY	PART NAME						SEE PAGE
					1	2	3	4	5	6 (PRODUCT LEVEL)	
	1	1	516-1388	1	BRACKET						
	2	1	447-2140	4	BOLT						



GRAPHIC #1

<END>

g06128027

BASIC ENGINE

516-9408 BRACKET GP-MOUNTING

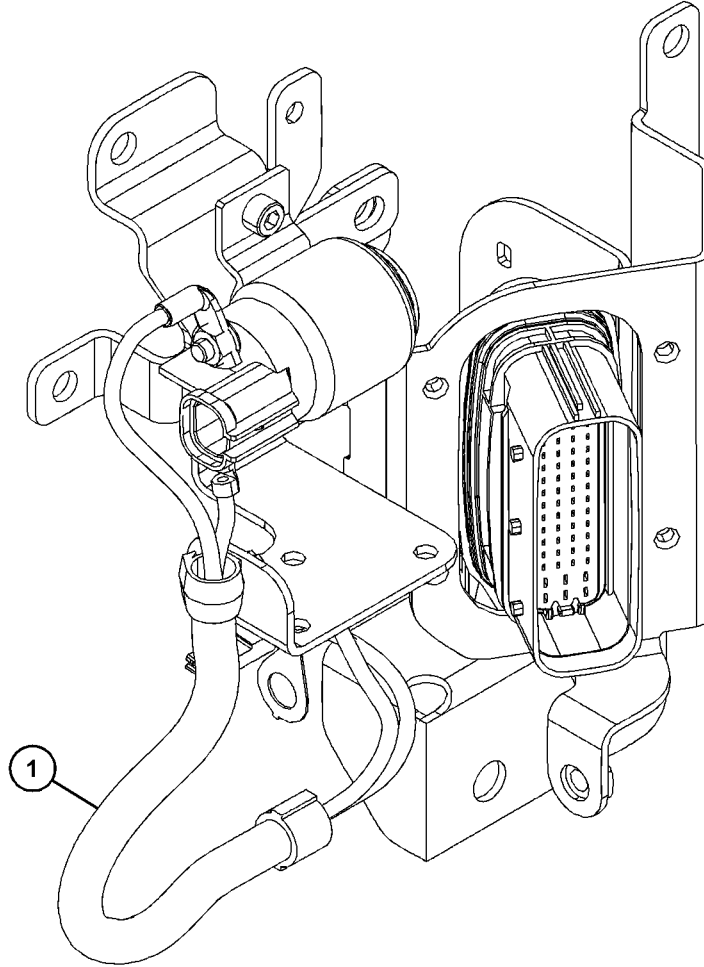
S/N: TD21-UP

PART OF 492-2140 ENGINE AR-PRIMARY
AN ATTACHMENT

SMCS-0635, 1153, 1262, 1263, 1317, 1375, 7174

i06814109

NOTE	REF NO	GRAPHIC REF	PART NUMBER	QTY	PART NAME						SEE PAGE
					1	2	3	4	5	6 (PRODUCT LEVEL)	
	1	1	516-5060	1	BRACKET GP-MOUNTING						
		1	516-1579	1	BRACKET						



GRAPHIC #1

<END>

g06132746

BASIC ENGINE

516-9482 BRACKET GP-MOUNTING

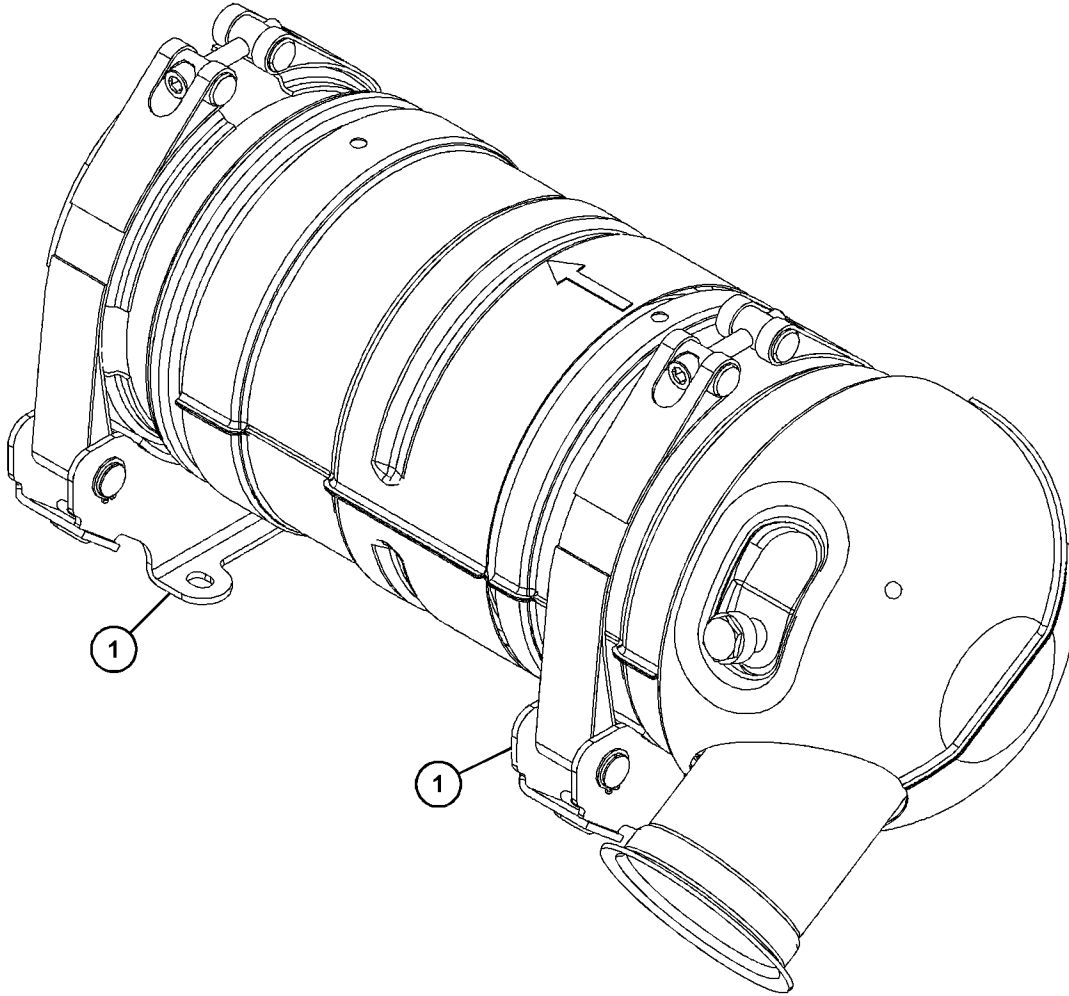
S/N: TD21-UP

PART OF 492-2140 ENGINE AR-PRIMARY
AN ATTACHMENT

SMCS-0635, 1153, 1262, 1263, 1317, 1375, 7174

i06814157

NOTE	REF NO	GRAPHIC REF	PART NUMBER	QTY	PART NAME						SEE PAGE
					1	2	3	4	5	6	
	1	1	449-2473	2	BRACKET						



GRAPHIC #1

<END>

g06128430

BASIC ENGINE

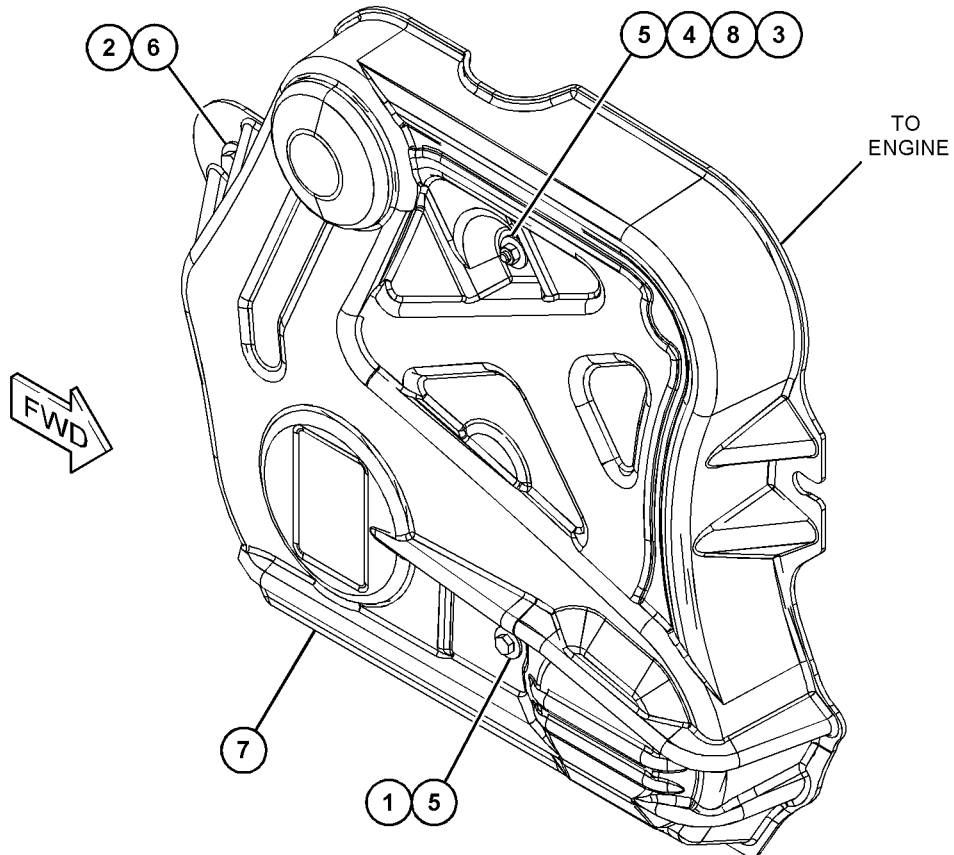
492-2929 COVER GP-ENGINE PART OF 503-5065, 506-2061 ENGINE AR-COMplete AN ATTACHMENT

SMCS-1000

i06599895

NOTE	REF NO	GRAPHIC REF	PART NUMBER	QTY	PART NAME						SEE PAGE
					1	2	3	4	5	6 (PRODUCT LEVEL)	
M	1	1	8T-4189	1	BOLT (M8X1.25X20-MM)						
M	2	1	8T-4137	1	BOLT (M10X1.5X20-MM)						
M	3	1	5C-7261	1	NUT (M8X1.25-THD)						
	4	1	8T-4224	1	WASHER-HARD (8.8X16X2-MM THK)						
	5	1	309-3997	3	WASHER (8.4X25X2-MM THK)						
	6	1	116-8517	1	WASHER (10.5X30X2.5-MM THK)						
	7	1	492-2930	1	COVER-PULLEY						
	8	1	492-2931	1	BRACE						

M - METRIC PART



GRAPHIC #1

<END>

g06056849

BASIC ENGINE

516-6889 COVER GP-ENGINE

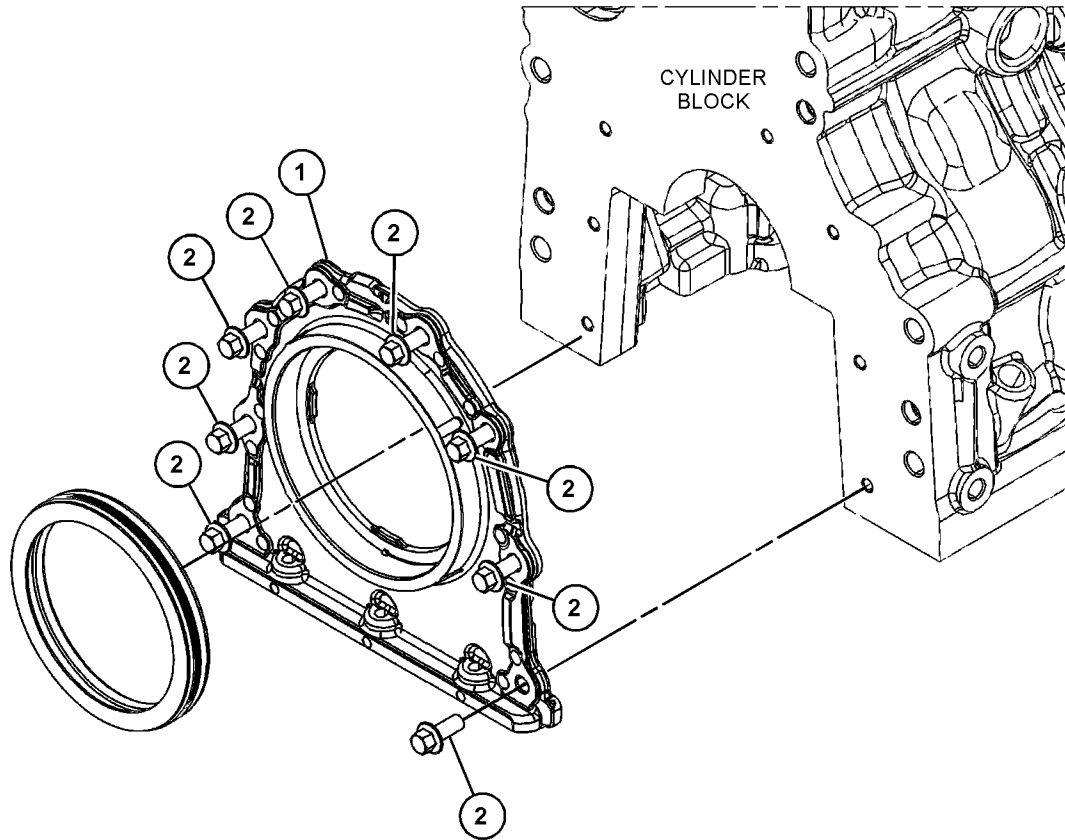
S/N: TD21-UP

PART OF 492-2140 ENGINE AR-PRIMARY
AN ATTACHMENT

SMCS-1000

i06871441

NOTE	REF NO	GRAPHIC REF	PART NUMBER	QTY	PART NAME						SEE PAGE
					1	2	3	4	5	6 (PRODUCT LEVEL)	
1		1	516-3709	1	COVER GP-REAR						
		1	459-2809	1	SEAL-SHAFT (REAR)						
2		1	447-2152	8	BOLT						



GRAPHIC #1

<END>

g06129975

BASIC ENGINE

517-2738 COVER GP-VALVE MECHANISM

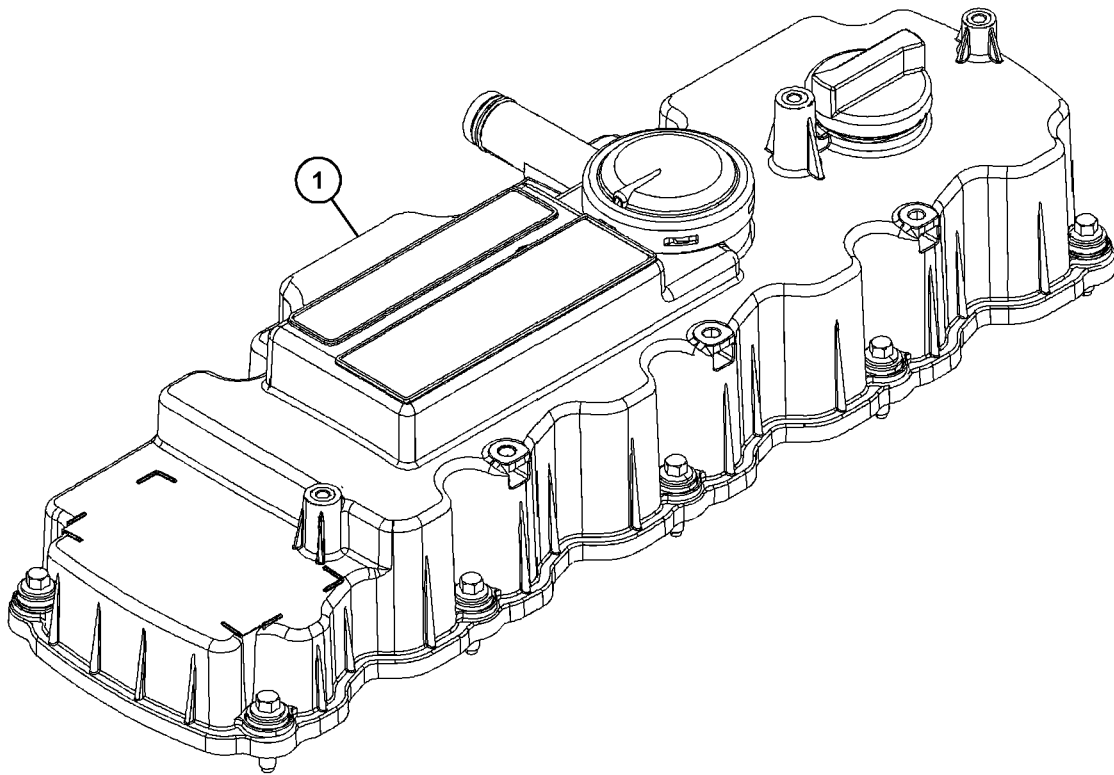
S/N: TD21-UP

PART OF 492-2140 ENGINE AR-PRIMARY
AN ATTACHMENT

SMCS-1107, 1120

i06871287

NOTE	REF NO	GRAPHIC REF	PART NUMBER	QTY	PART NAME						SEE PAGE
					1	2	3	4	5	6 (PRODUCT LEVEL)	
	1	1	517-2737	1	COVER GP-VALVE MECHANISM						
		1	447-2192	1	CAP-FILLER (ENGINE OIL)						
		1	450-0122	1	GASKET						
		1	459-2648	1	GASKET						
		1	459-4176	10	BOLT						



GRAPHIC #1

<END>

g06129390

BASIC ENGINE

516-7776 DRAIN GP-ENGINE OIL

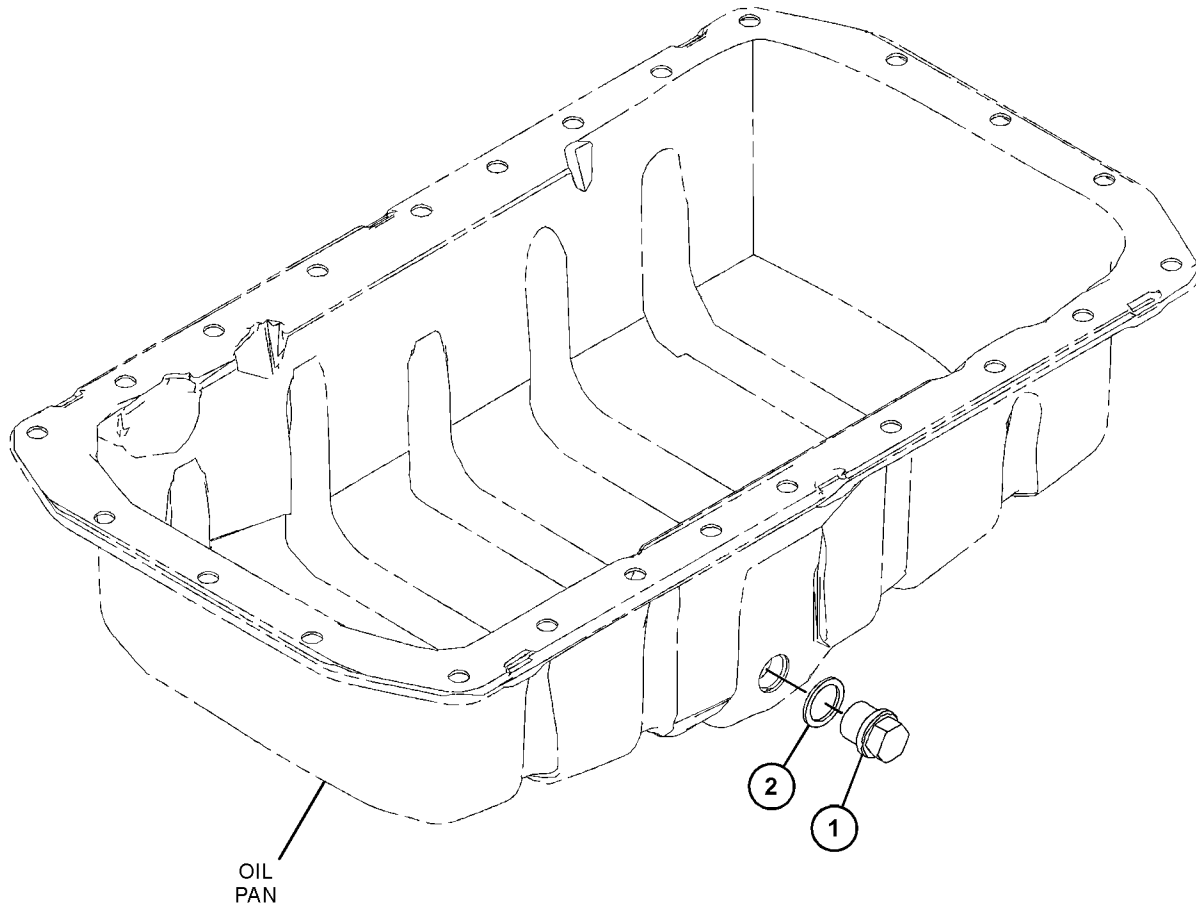
S/N: TD21-UP

PART OF 492-2140 ENGINE AR-PRIMARY
AN ATTACHMENT

SMCS-1302

i06871442

NOTE	REF NO	GRAPHIC REF	PART NUMBER	QTY	PART NAME						SEE PAGE
					1	2	3	4	5	6	
	1	1	447-2120	1	PLUG (ENGINE OIL DRAIN)						
	2	1	447-2191	1	SEAL-O-RING						



GRAPHIC #1

<END>

g06126330

BASIC ENGINE

516-7899 DRIVE GP-PUMP

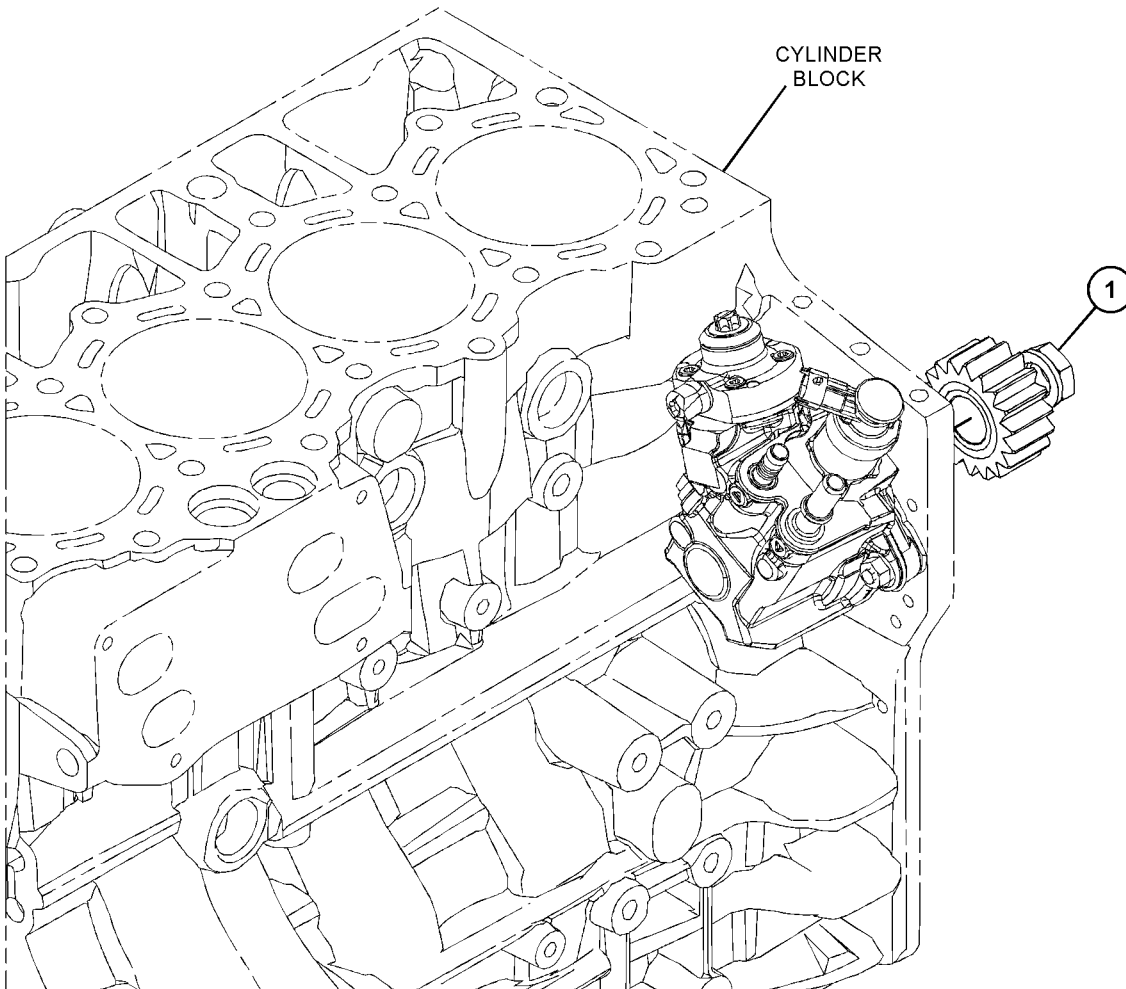
S/N: TD21-UP

PART OF 492-2140 ENGINE AR-PRIMARY
AN ATTACHMENT

SMCS-3108

i06812359

NOTE	REF NO	GRAPHIC REF	PART NUMBER	QTY	PART NAME						SEE PAGE
					1	2	3	4	5	6 (PRODUCT LEVEL)	
	1	1	516-6711	1	GEAR (18-TEETH)						



GRAPHIC #1

<END>

g06128818

BASIC ENGINE

517-0059 DRIVE GP-PUMP

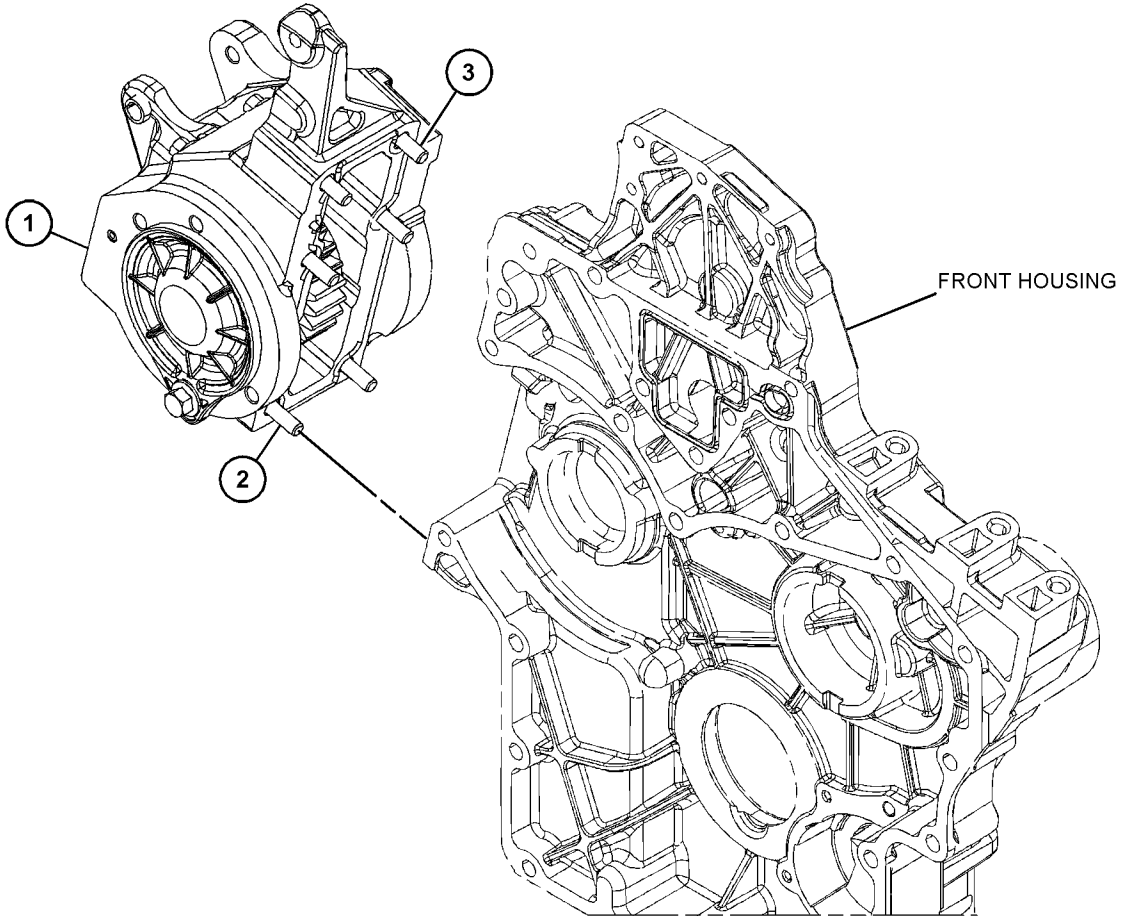
S/N: TD21-UP

PART OF 492-2140 ENGINE AR-PRIMARY
AN ATTACHMENT

SMCS-3108

i06814179

NOTE	REF NO	GRAPHIC REF	PART NUMBER	QTY	PART NAME						SEE PAGE
					1	2	3	4	5	6 (PRODUCT LEVEL)	
	1	1	516-2492	1	DRIVE-PUMP						
	2	1	459-2664	3	BOLT						
	3	1	459-2669	2	BOLT						



GRAPHIC #1

<END>

g06127407

BASIC ENGINE

516-8636 FASTENER GP-ENGINE

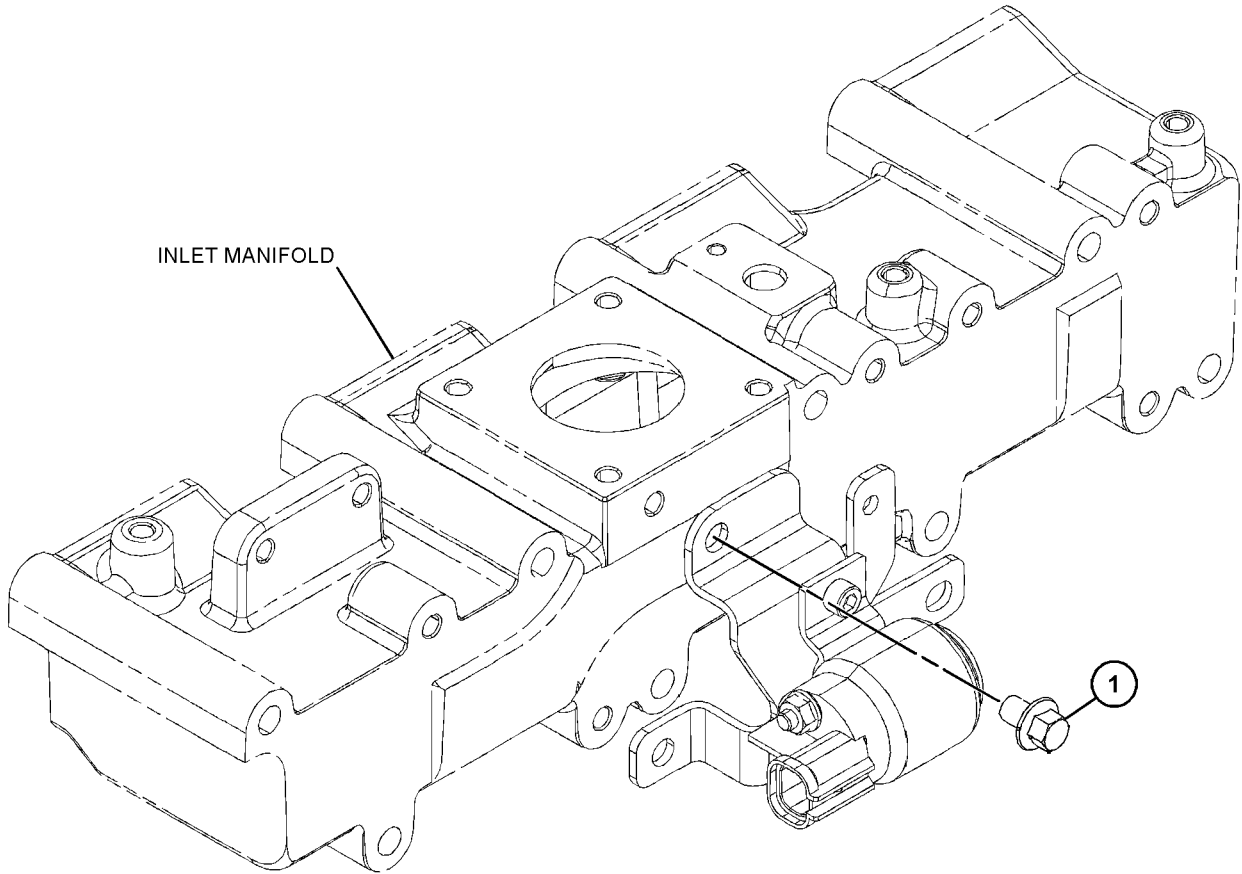
S/N: TD21-UP

PART OF 492-2140 ENGINE AR-PRIMARY
AN ATTACHMENT

SMCS-1000, 7553

i06813967

NOTE	REF NO	GRAPHIC REF	PART NUMBER	QTY	PART NAME						SEE PAGE	
					1	2	3	4	5	6 (PRODUCT LEVEL)		
	1	1	447-2125	1	BOLT							



GRAPHIC #1

<END>

g06126542

BASIC ENGINE

516-8637 FASTENER GP-ENGINE

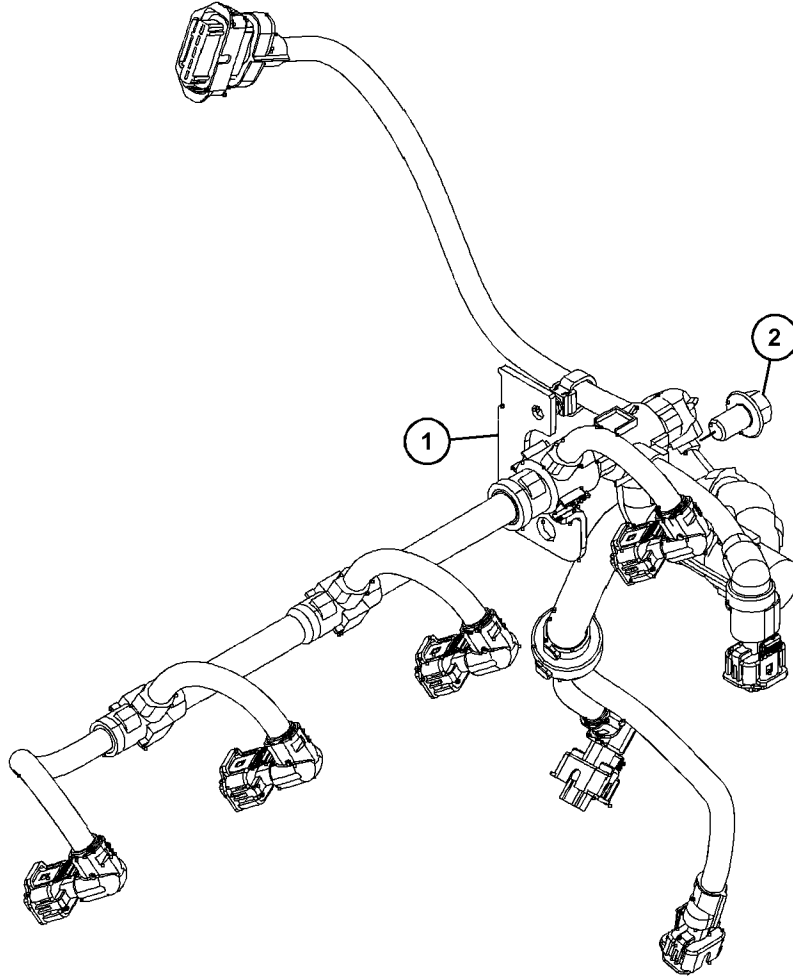
S/N: TD21-UP

PART OF 492-2140 ENGINE AR-PRIMARY
AN ATTACHMENT

SMCS-1000, 7553

i06813968

NOTE	REF NO	GRAPHIC REF	PART NUMBER	QTY	PART NAME						SEE PAGE
					1	2	3	4	5	6	
	1	1	516-1509	1	PLATE						
	2	1	447-2133	1	BOLT						



GRAPHIC #1

<END>

g06126531

BASIC ENGINE

516-8650 FASTENER GP-ENGINE

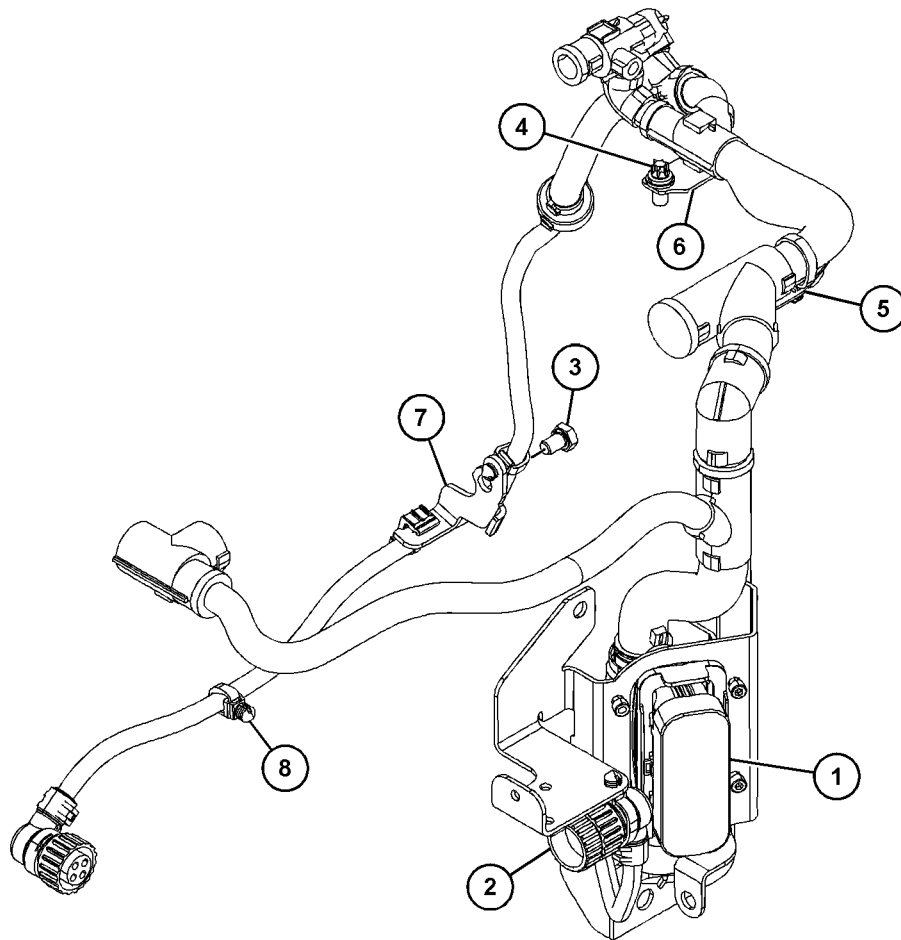
S/N: TD21-UP

PART OF 492-2140 ENGINE AR-PRIMARY
AN ATTACHMENT

SMCS-1000, 7553

i06813969

NOTE	REF NO	GRAPHIC REF	PART NUMBER	QTY	PART NAME						SEE PAGE
					1	2	3	4	5	6	
	1	1	516-1555	1	CAP						
	2	1	516-1551	1	CAP						
	3	1	516-1670	1	BOLT						
	4	1	447-2150	1	BOLT-HEAD						
	5	1	516-1559	1	PLATE-RETAINING						
	6	1	516-1560	1	PLATE-RETAINING						
	7	1	516-1561	1	PLATE-RETAINING						
	8	1	447-2179	1	CLAMP-BAND						



GRAPHIC #1

<END>

g06126995

BASIC ENGINE

516-9310 FASTENER GP-ENGINE

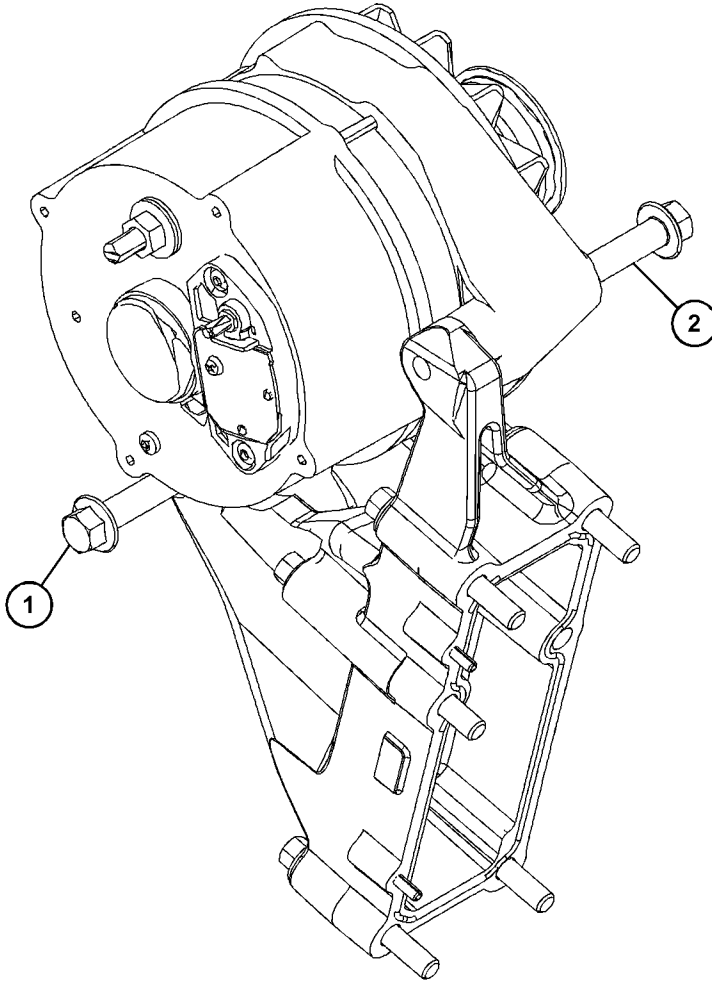
S/N: TD21-UP

PART OF 492-2140 ENGINE AR-PRIMARY
AN ATTACHMENT

SMCS-1000, 7553

i06814083

NOTE	REF NO	GRAPHIC REF	PART NUMBER	QTY	PART NAME						SEE PAGE
					1	2	3	4	5	6	
	1	1	459-2656	1	BOLT						
	2	1	459-3273	1	BOLT						



GRAPHIC #1

<END>

g06127535

BASIC ENGINE

516-9346 FASTENER GP-ENGINE

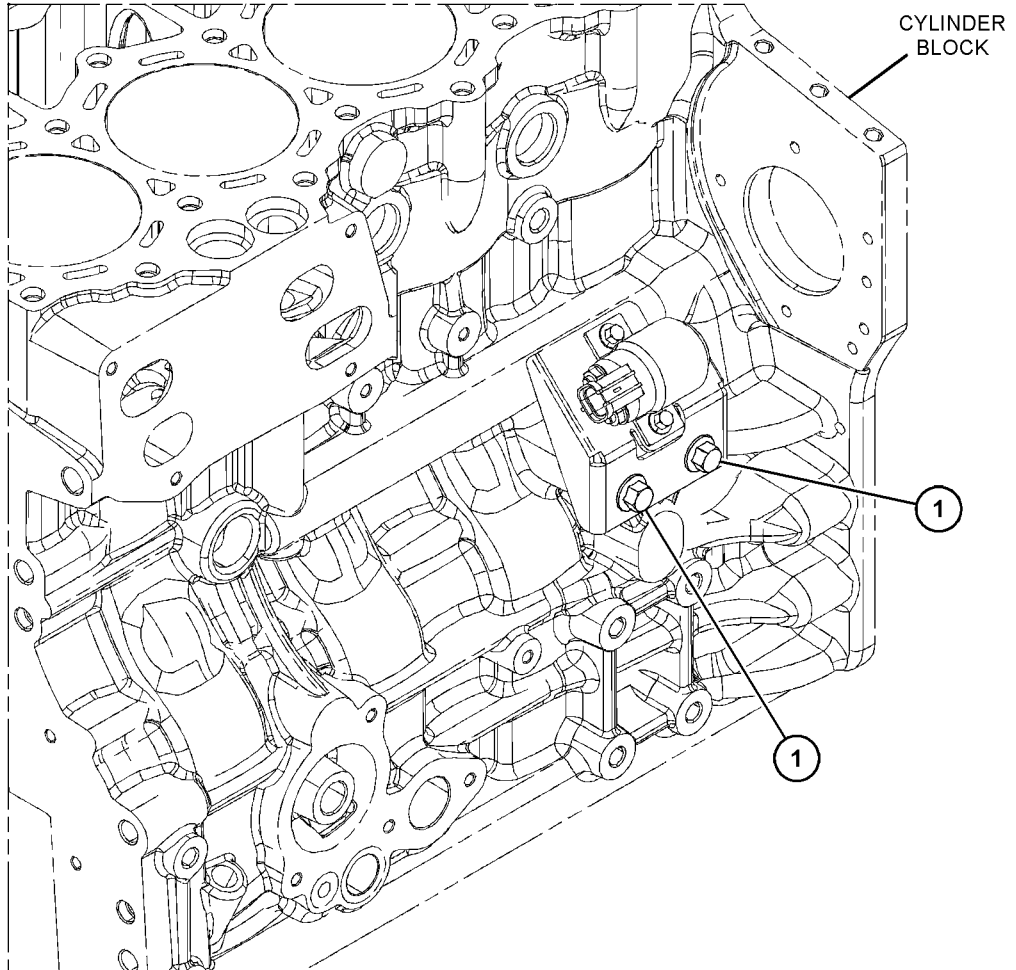
S/N: TD21-UP

PART OF 492-2140 ENGINE AR-PRIMARY
AN ATTACHMENT

SMCS-1000, 7553

i06814095

NOTE	REF NO	GRAPHIC REF	PART NUMBER	QTY	PART NAME						SEE PAGE
					1	2	3	4	5	6 (PRODUCT LEVEL)	
	1	1	447-2133	2	BOLT						



GRAPHIC #1

<END>

g06128007

BASIC ENGINE

516-9348 FASTENER GP-ENGINE

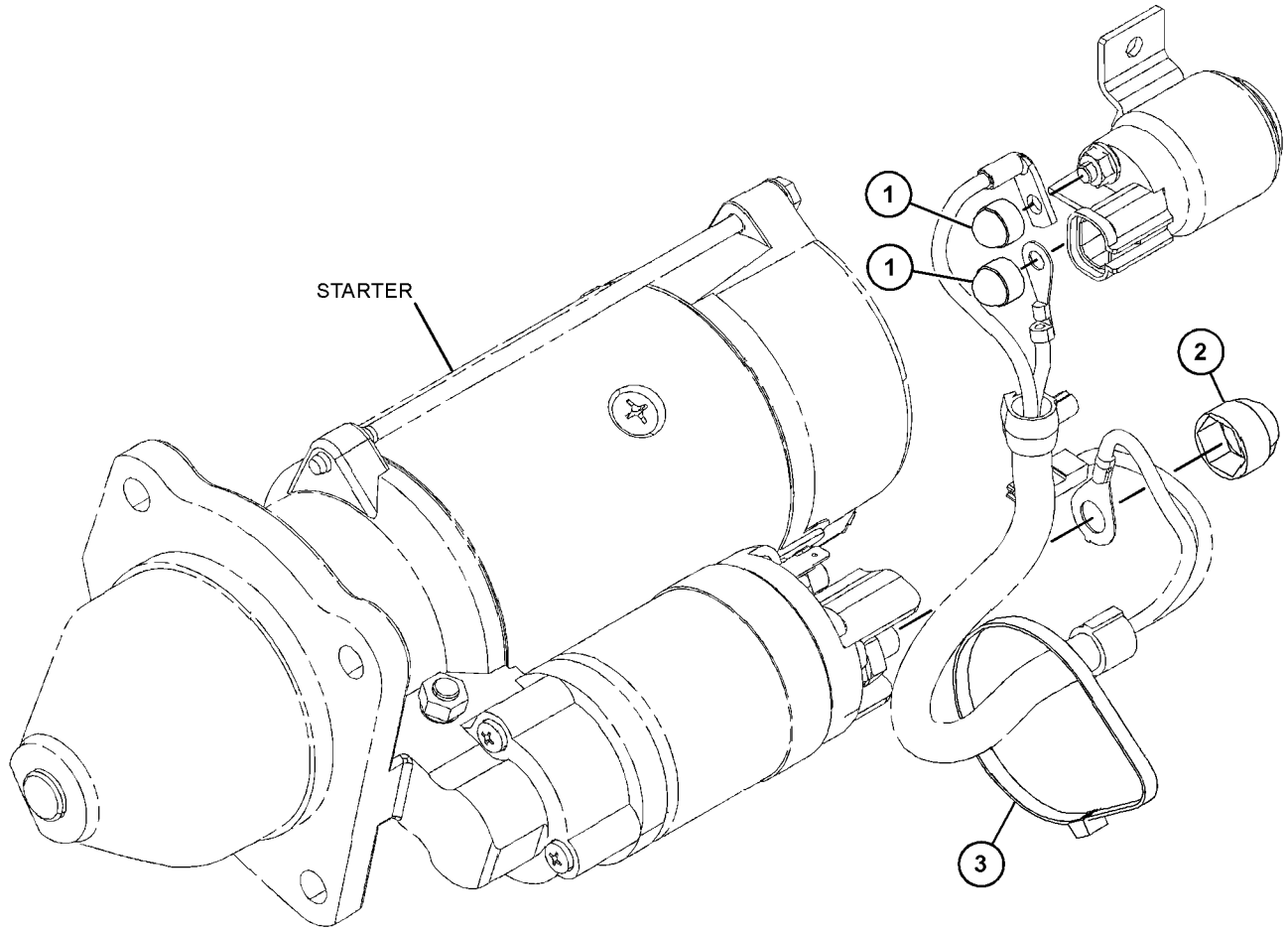
S/N: TD21-UP

PART OF 492-2140 ENGINE AR-PRIMARY
AN ATTACHMENT

SMCS-1000, 7553

i06814096

NOTE	REF NO	GRAPHIC REF	PART NUMBER	QTY	PART NAME						SEE PAGE
					1	2	3	4	5	6 (PRODUCT LEVEL)	
	1	1	459-3280	2	CAP						
	2	1	459-3282	1	CAP						
	3	1	516-1502	1	CLAMP						



GRAPHIC #1

<END>

g06128492

BASIC ENGINE

516-9351 FASTENER GP-ENGINE

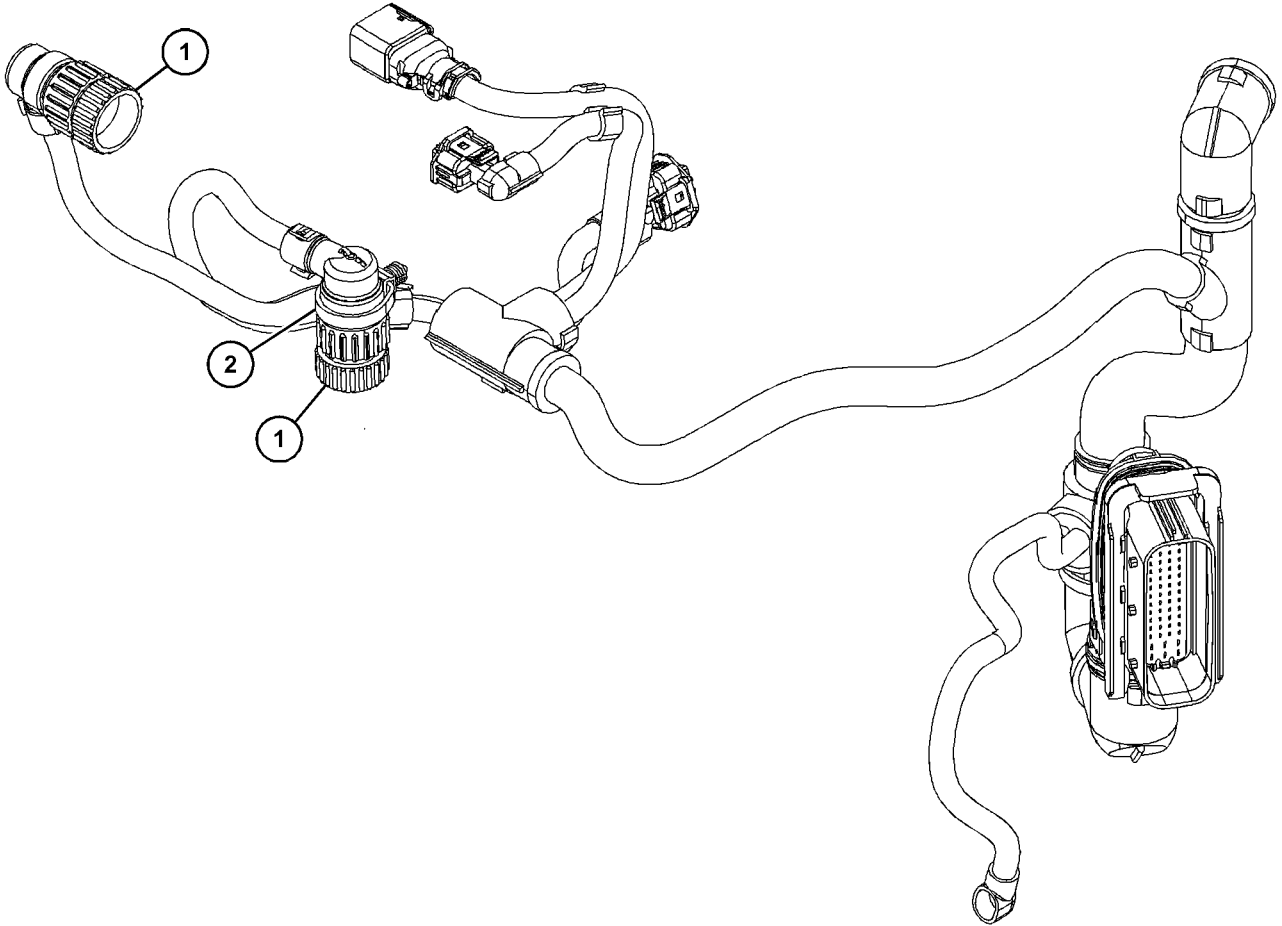
S/N: TD21-UP

PART OF 492-2140 ENGINE AR-PRIMARY
AN ATTACHMENT

SMCS-1000, 7553

i06814101

NOTE	REF NO	GRAPHIC REF	PART NUMBER	QTY	PART NAME						SEE PAGE
					1	2	3	4	5	6 (PRODUCT LEVEL)	
	1	1	516-1551	2	CAP						
	2	1	447-2179	1	CLAMP-BAND						



GRAPHIC #1

<END>

g06128267

BASIC ENGINE

517-3375 FASTENER GP-ENGINE

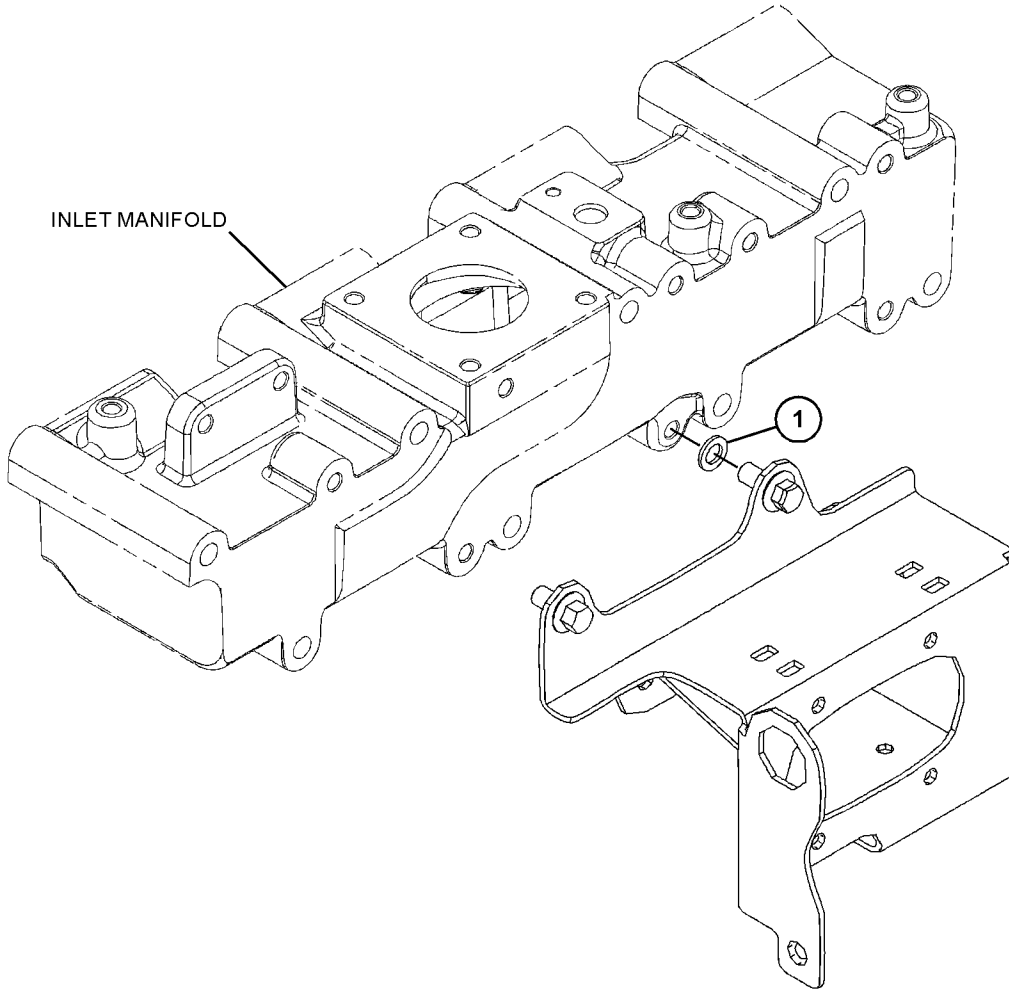
S/N: TD21-UP

PART OF 492-2140 ENGINE AR-PRIMARY
AN ATTACHMENT

SMCS-1000, 7553

i06814188

NOTE	REF NO	GRAPHIC REF	PART NUMBER	QTY	PART NAME						SEE PAGE	
					1	2	3	4	5	6 (PRODUCT LEVEL)		
	1	1	517-3374	1	WASHER							



GRAPHIC #1

<END>

g06133121

BASIC ENGINE

516-7900 FASTENER GP-FRONT HOUSING

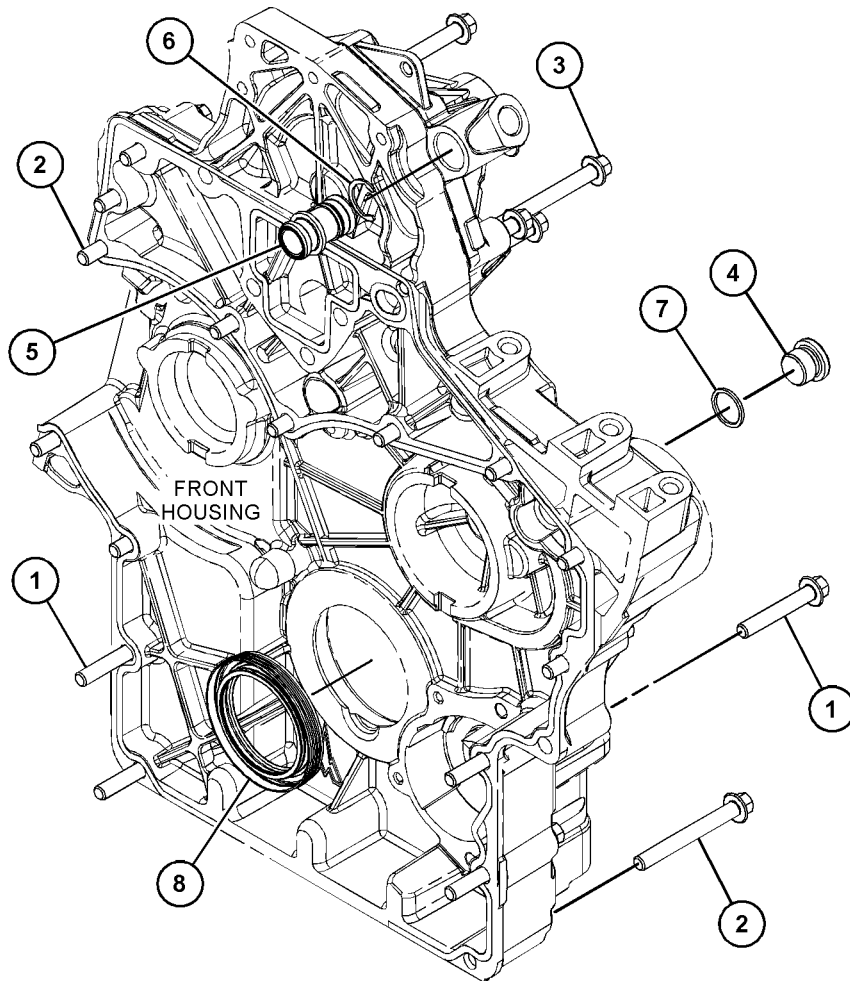
S/N: TD21-UP

PART OF 492-2140 ENGINE AR-PRIMARY
AN ATTACHMENT

SMCS-1151, 1162, 1166

i06871308

NOTE	REF NO	GRAPHIC REF	PART NUMBER	QTY	PART NAME						SEE PAGE
					1	2	3	4	5	6 (PRODUCT LEVEL)	
	1	1	459-2667	10	BOLT						
	2	1	459-2655	7	BOLT						
	3	1	459-3285	5	BOLT						
	4	1	459-2676	1	PLUG						
	5	1	459-3315	1	CONNECTOR						
	6	1	459-3286	1	RING						
	7	1	459-2807	1	RING-SEALING						
	8	1	459-2815	1	SEAL - SHAFT (FRONT)						



GRAPHIC #1

<END>

g06137437

BASIC ENGINE

516-7857 FLYWHEEL GP

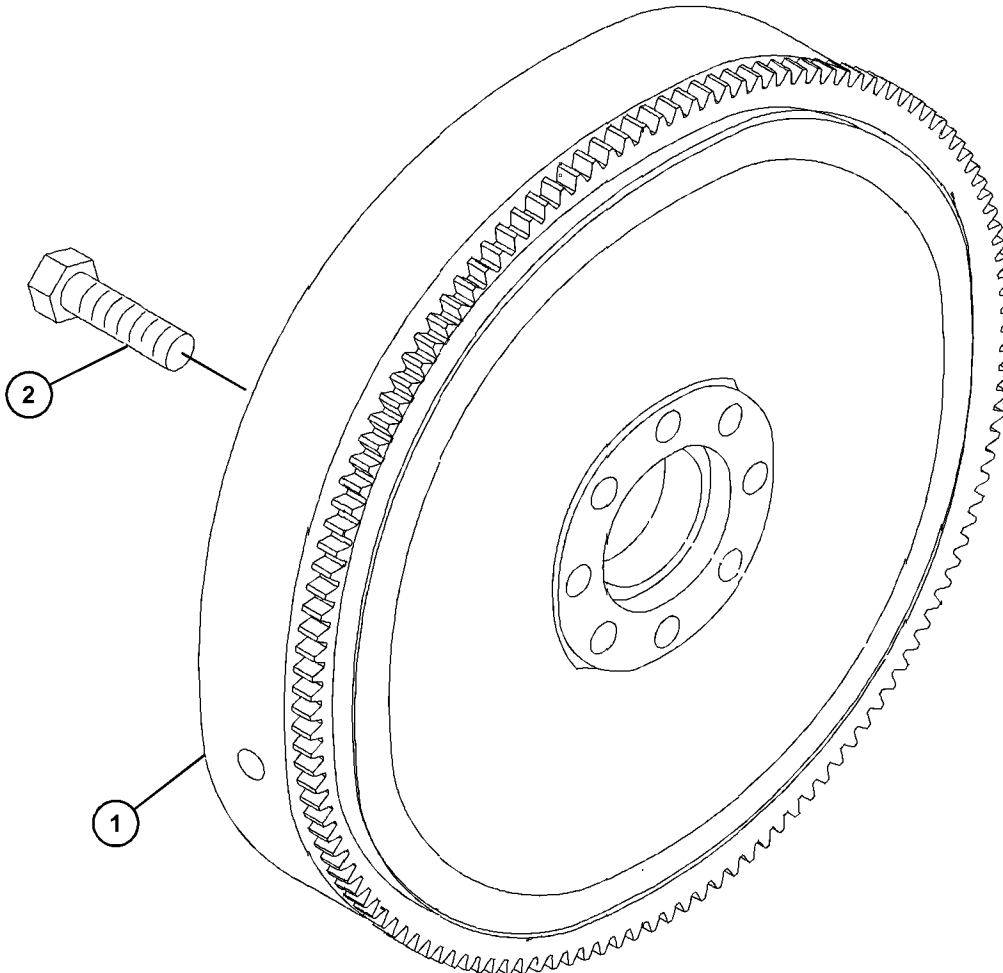
S/N: TD21-UP

PART OF 492-2140 ENGINE AR-PRIMARY
AN ATTACHMENT

SMCS-1156

i06812356

NOTE	REF NO	GRAPHIC REF	PART NUMBER	QTY	PART NAME						SEE PAGE
					1	2	3	4	5	6 (PRODUCT LEVEL)	
	1	1	447-2102	1	FLYWHEEL GP						
		1	447-2194	1	RIM (132-TEETH)						
2		1	447-2162	8	SCREW						



GRAPHIC #1

<END>

g06126326

BASIC ENGINE

516-8112 GASKET GP-ENGINE

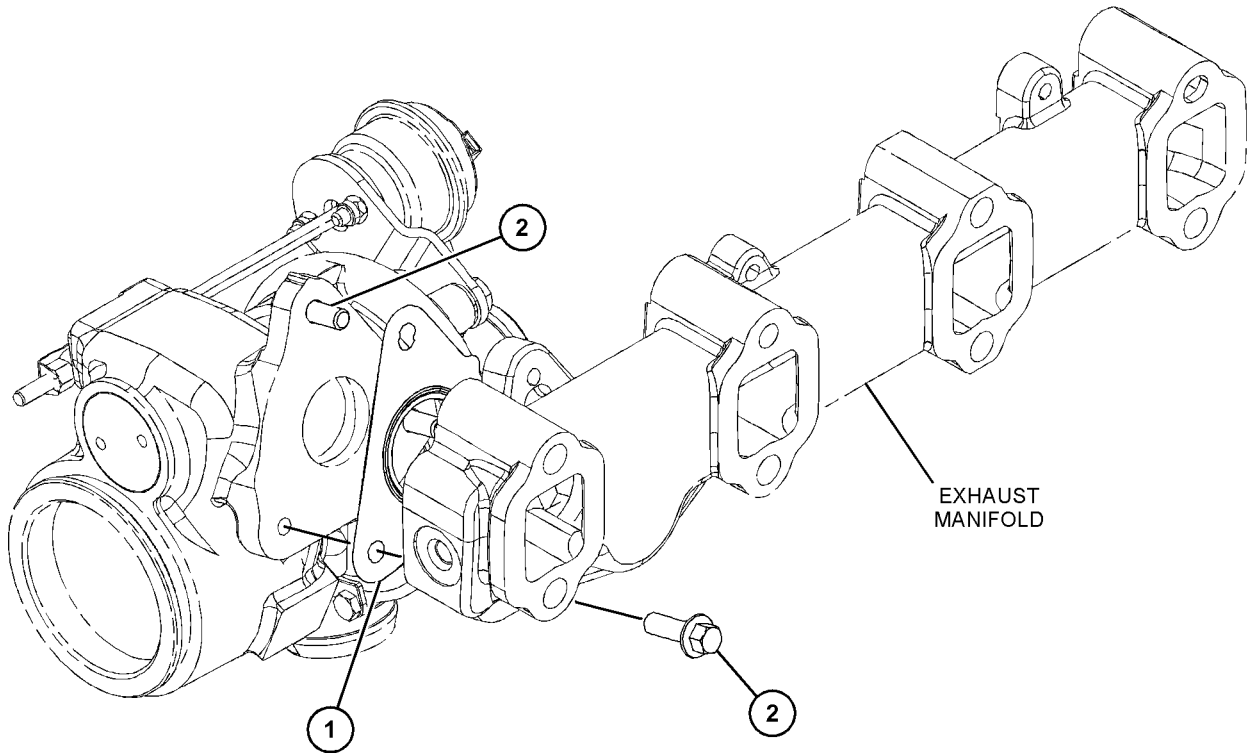
S/N: TD21-UP

PART OF 492-2140 ENGINE AR-PRIMARY
AN ATTACHMENT

SMCS-7555

i06813428

NOTE	REF NO	GRAPHIC REF	PART NUMBER	QTY	PART NAME						SEE PAGE
					1	2	3	4	5	6 (PRODUCT LEVEL)	
	1	1	459-2652	1	GASKET						
	2	1	459-2659	3	BOLT						



GRAPHIC #1

<END>

g06128958

BASIC ENGINE

516-8768 GASKET GP-ENGINE

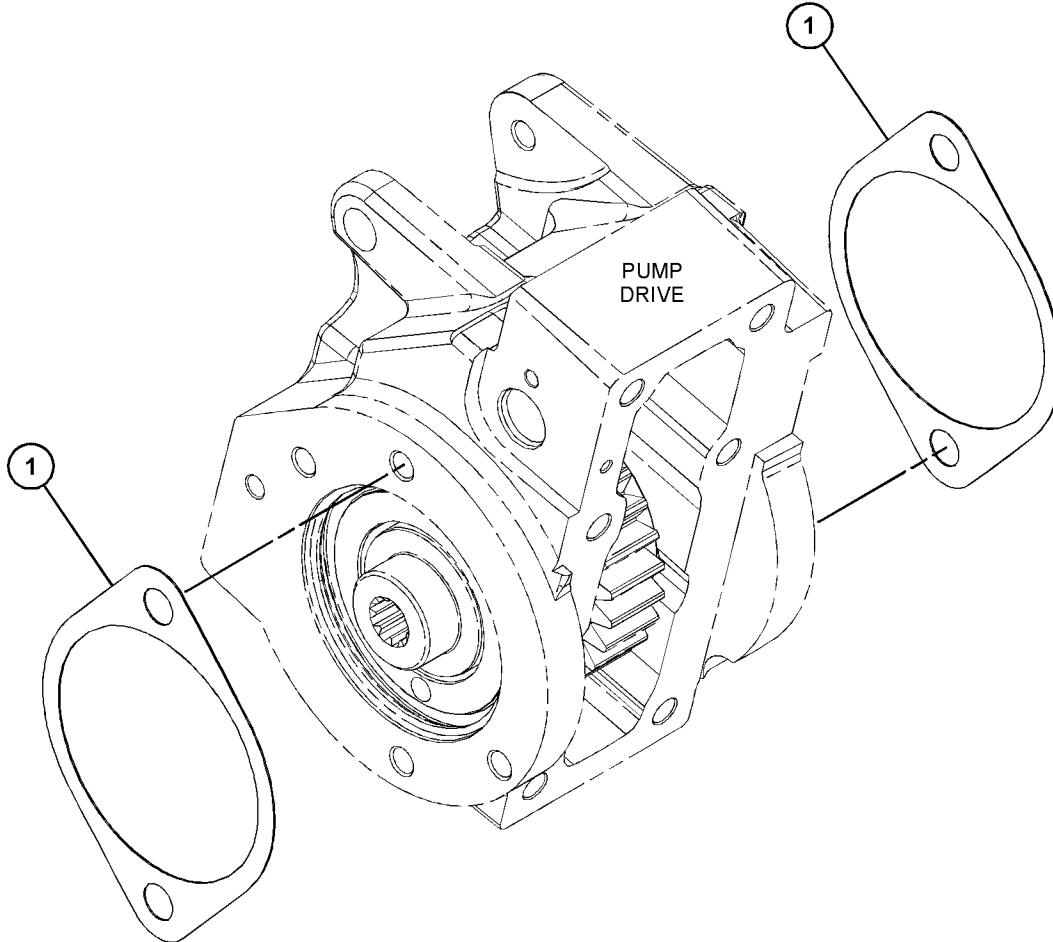
S/N: TD21-UP

PART OF 492-2140 ENGINE AR-PRIMARY
AN ATTACHMENT

SMCS-7555

i06814029

NOTE	REF NO	GRAPHIC REF	PART NUMBER	QTY	PART NAME						SEE PAGE
					1	2	3	4	5	6 (PRODUCT LEVEL)	
	1	1	516-2490	2	GASKET						



GRAPHIC #1

<END>

g06140514

BASIC ENGINE

516-9352 GASKET GP-ENGINE

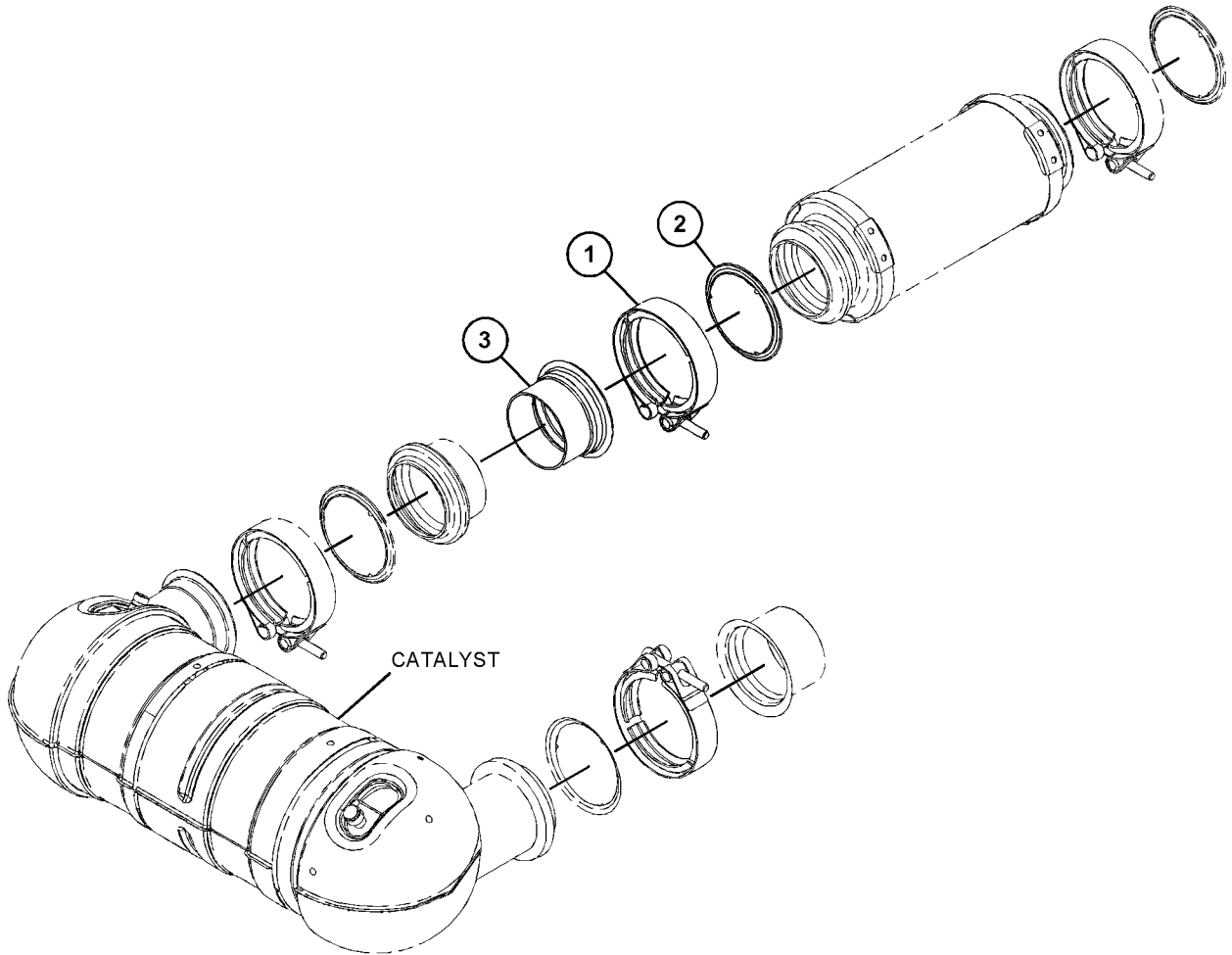
S/N: TD21-UP

PART OF 492-2140 ENGINE AR-PRIMARY
AN ATTACHMENT

SMCS-7555

i06814108

NOTE	REF NO	GRAPHIC REF	PART NUMBER	QTY	PART NAME						SEE PAGE
					1	2	3	4	5	6 (PRODUCT LEVEL)	
	1	1	449-2470	1	CLIP						
	2	1	449-2471	2	GASKET						
	3	1	516-2491	4	ADAPTER-PIPE						



GRAPHIC #1

<END>

g06128403

BASIC ENGINE

517-0034 GASKET GP-ENGINE

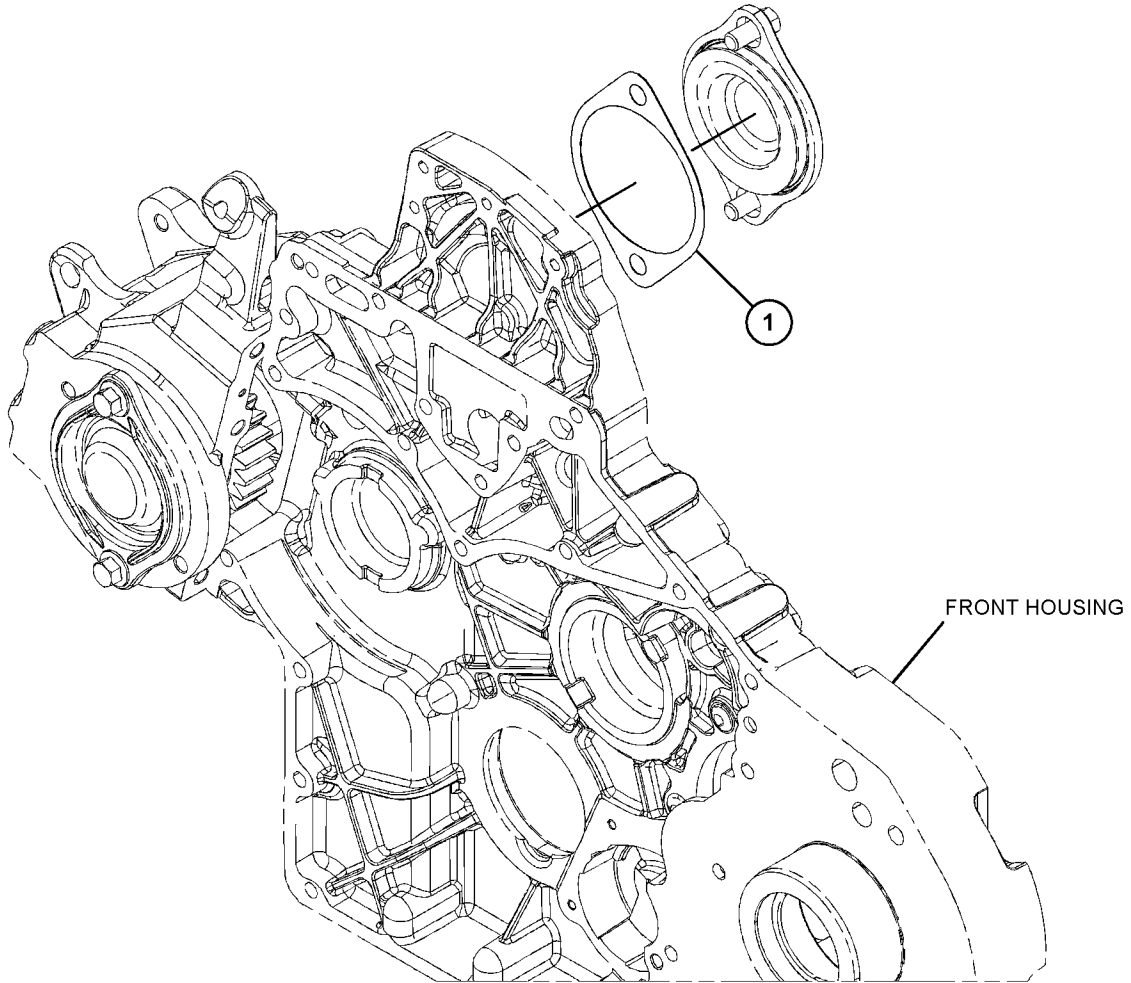
S/N: TD21-UP

PART OF 492-2140 ENGINE AR-PRIMARY
AN ATTACHMENT

SMCS-7555

i06814173

NOTE	REF NO	GRAPHIC REF	PART NUMBER	QTY	PART NAME						SEE PAGE
					1	2	3	4	5	6 (PRODUCT LEVEL)	
	1	1	516-2490	2	GASKET						



GRAPHIC #1

<END>

g06127517

BASIC ENGINE

516-9440 HOUSING GP-FLYWHEEL

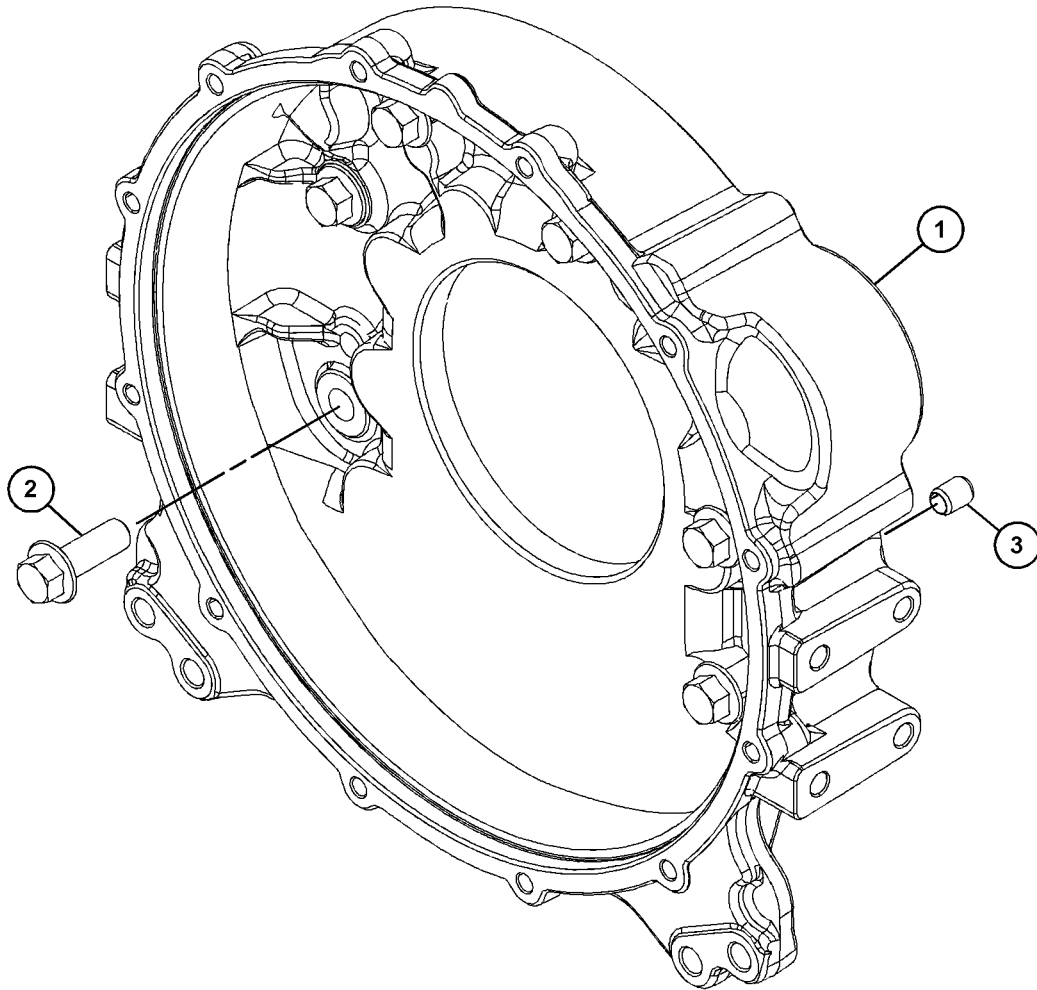
S/N: TD21-UP

PART OF 492-2140 ENGINE AR-PRIMARY
AN ATTACHMENT

SMCS-1157

i06814137

NOTE	REF NO	GRAPHIC REF	PART NUMBER	QTY	PART NAME						SEE PAGE
					1	2	3	4	5	6 (PRODUCT LEVEL)	
	1	1	516-2409	1	HOUSING						
	2	1	459-3290	6	BOLT						
	3	1	459-3288	2	BUSHING						



GRAPHIC #1

<END>

g06128885

BASIC ENGINE

495-0061 MOUNTING GP-ENGINE

PART OF 503-5065, 506-2061 ENGINE AR-COMplete
AN ATTACHMENT

SMCS-1152, 1153, 1154

i06601079

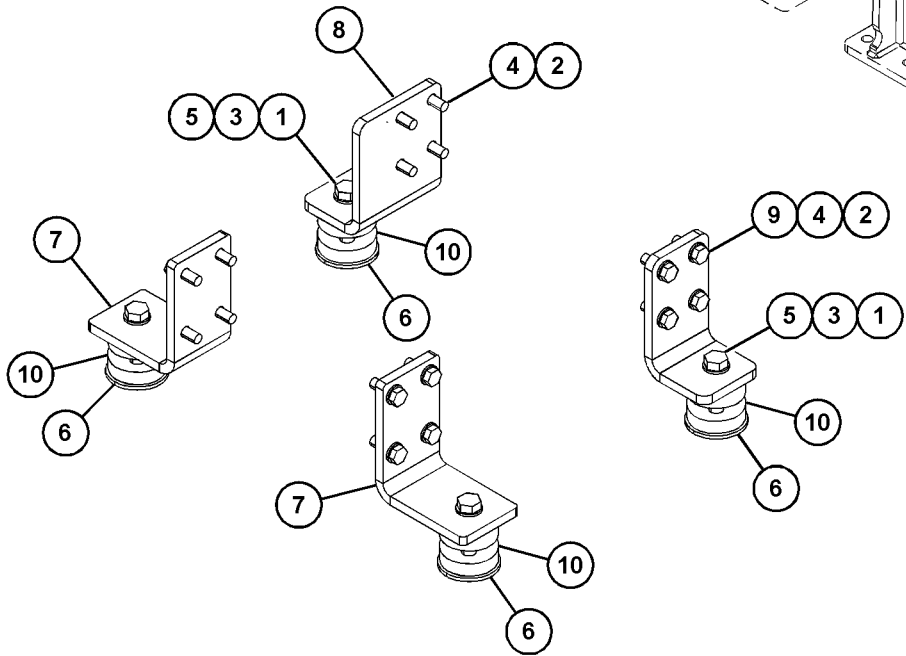
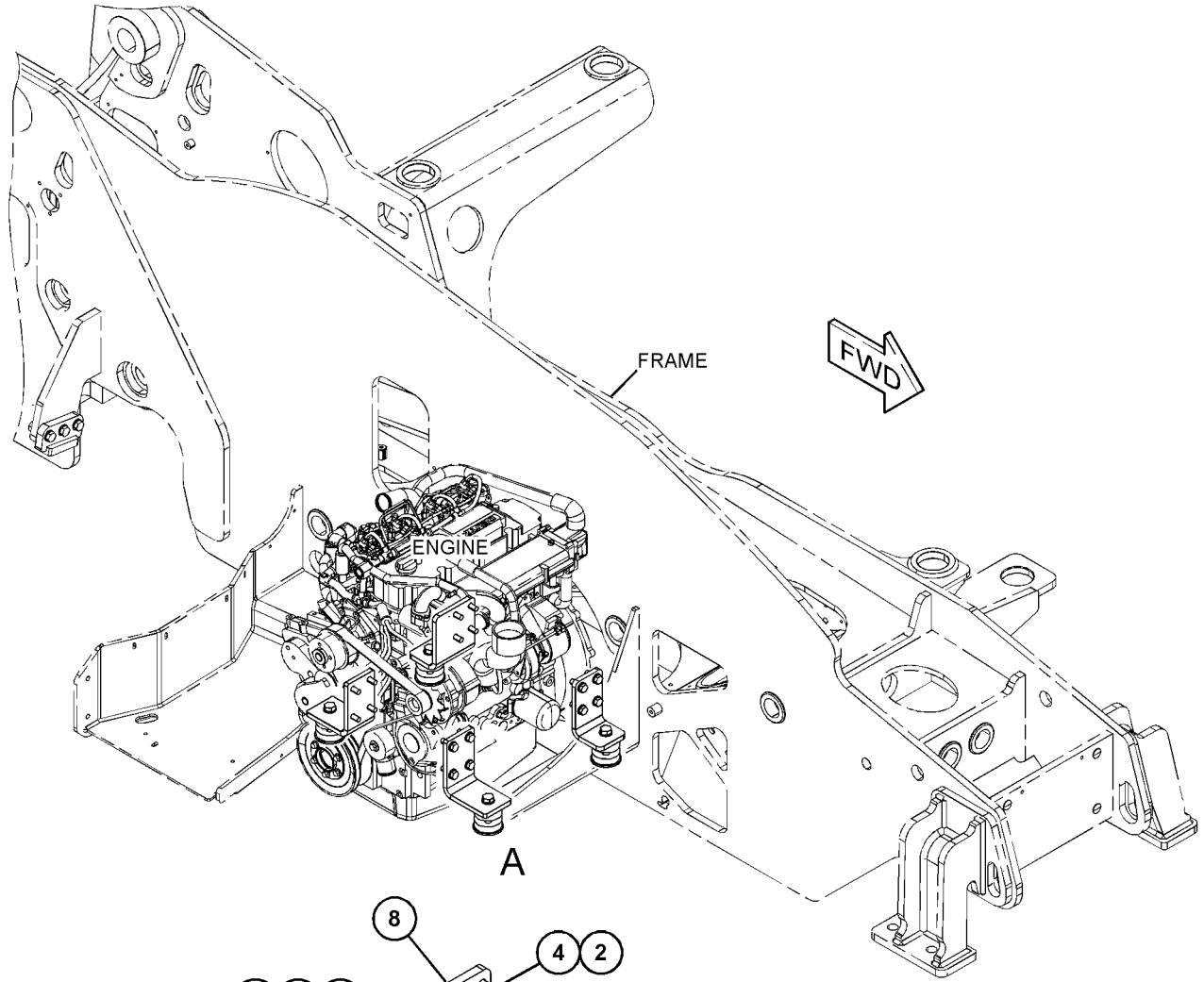
NOTE	REF NO	GRAPHIC REF	PART NUMBER	QTY	PART NAME						SEE PAGE
					1	2	3	4	5	6 (PRODUCT LEVEL)	
M	1	1	170-8555	4	BOLT (M16X2X90-MM)						
M	2	1	8T-4956	16	BOLT (M12X1.75X35-MM)						
M	3	1	459-8912	4	NUT (M16X2-THD)						
	4	1	8T-4223	16	WASHER-HARD (13.5X25.5X3-MM THK)						
	5	1	9X-8257	4	WASHER (17.5X30X3.5-MM THK)						
	6	1	437-7653	4	WASHER (16.7X71.4X4.5-MM THK)						
	7	1	495-0062	2	BRACKET						
	8	1	495-0063	1	BRACKET						
	9	1	495-0064	1	BRACKET						
	10	1	495-0065	4	MOUNT AS						

M - METRIC PART

BASIC ENGINE

495-0061 MOUNTING GP-ENGINE (contd.)

106601079



VIEW OF AREA A

GRAPHIC #1

<END>

g06086335

BASIC ENGINE

495-7594 MOUNTING GP-FAN DRIVE

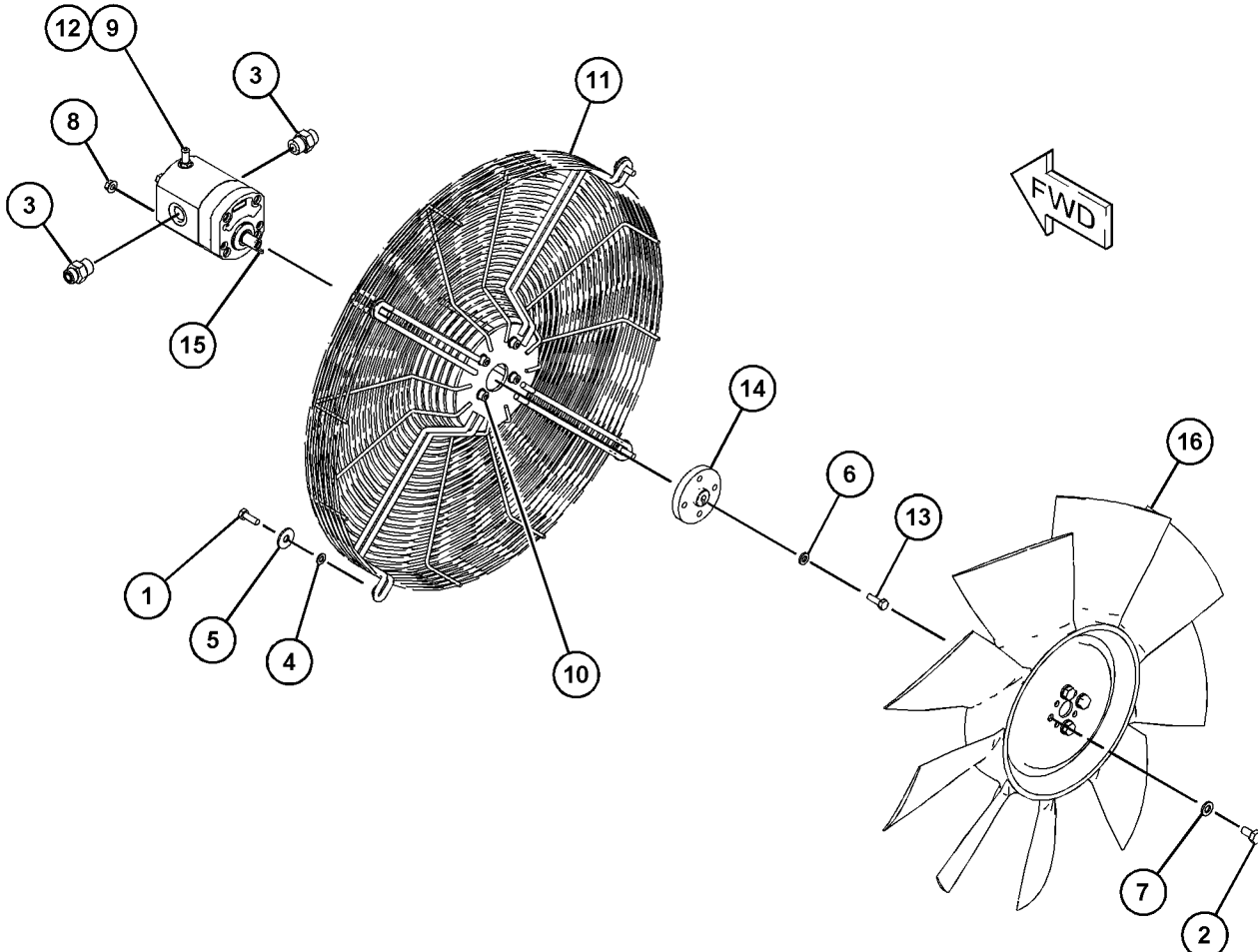
PART OF 503-5065, 506-2061 ENGINE AR-COMplete
AN ATTACHMENT

SMCS-1359

i06871283

NOTE	REF NO	GRAPHIC REF	PART NUMBER	QTY	PART NAME						SEE PAGE
					1	2	3	4	5	6	
M	1	1	8T-4908	4	BOLT (M8X1.25X25-MM)						
M	2	1	8T-4137	4	BOLT (M10X1.5X20-MM)						
	3	1	298-0464	2	FITTING-ADAPTER						
	4	1	8T-4224	8	WASHER-HARD (8.8X16X2-MM THK)						
	5	1	116-8517	4	WASHER (10.5X30X2.5-MM THK)						
	6	1	5M-2894	1	WASHER-HARD (10.2X18.5X2.5-MM THK)						
	7	1	309-2978	4	WASHER (11X22X10-MM)						
	8	1	495-7633	4	NUT-HEX FLANGE						
	9	1	316-1999	1	ADAPTER						
	10	1	495-7597	4	BOLT-SOCKET HEAD						
	11	1	495-7596	1	GUARD AS-FAN						
	12	1	388-1257	1	MOTOR-FAN						
M	13	1	8T-5093	1	BOLT-LOCKING (M8X1.25X25-MM)						
	14	1	450-4793	1	ADAPTER						
	15	1	450-4786	1	KEY						
	16	1	495-7595	1	FAN						

M - METRIC PART



GRAPHIC #1

<END>

g06042939

BASIC ENGINE

516-6970 PAN GP-OIL

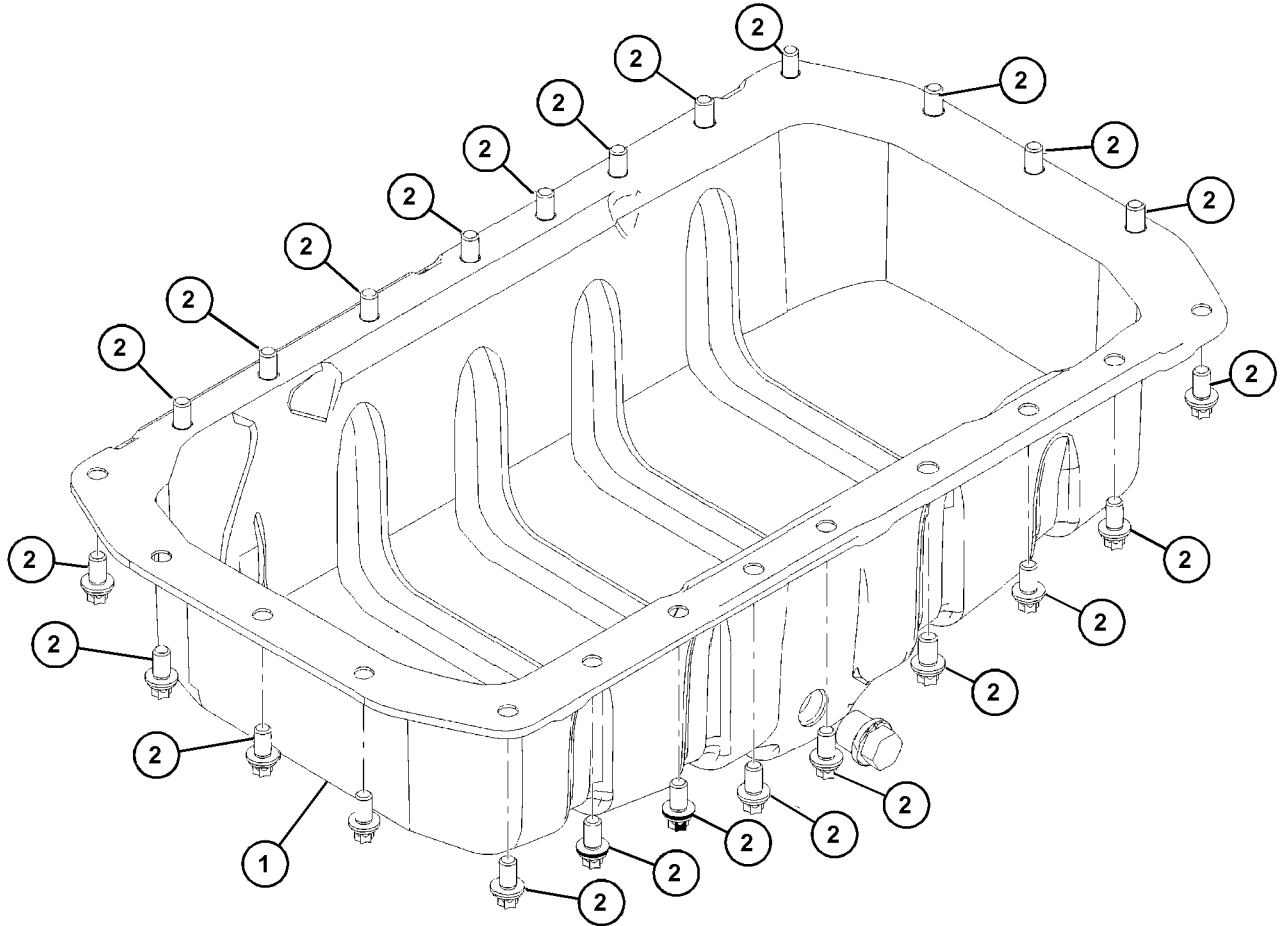
S/N: TD21-UP

PART OF 492-2140 ENGINE AR-PRIMARY
AN ATTACHMENT

SMCS-1302

i06812323

NOTE	REF NO	GRAPHIC REF	PART NUMBER	QTY	PART NAME						SEE PAGE
					1	2	3	4	5	6 (PRODUCT LEVEL)	
1	1	1	459-3320	1	PAN-OIL						
2	1	1	447-2150	24	BOLT-HEAD						



GRAPHIC #1

<END>

g06129716

BASIC ENGINE

516-6959 PLUG GP-ENGINE

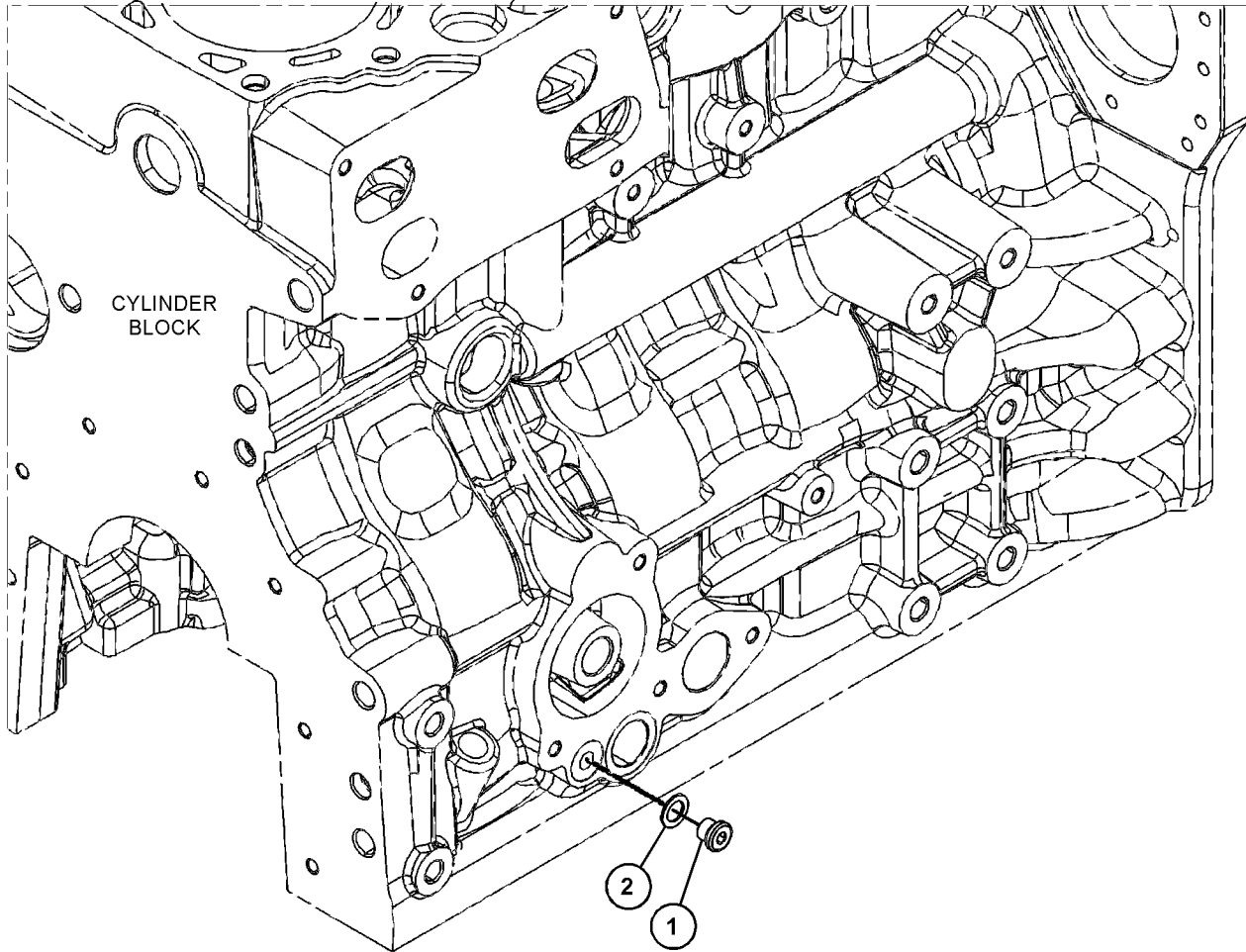
S/N: TD21-UP

PART OF 492-2140 ENGINE AR-PRIMARY
AN ATTACHMENT

SMCS-1000

i06812318

NOTE	REF NO	GRAPHIC REF	PART NUMBER	QTY	PART NAME						SEE PAGE
					1	2	3	4	5	6 (PRODUCT LEVEL)	
1	1	1	459-2675	1	PLUG						
2	1	1	516-0519	1	RING-SEAL						



GRAPHIC #1

<END>

g06129908

BASIC ENGINE

516-7792 PULLEY GP-ENGINE

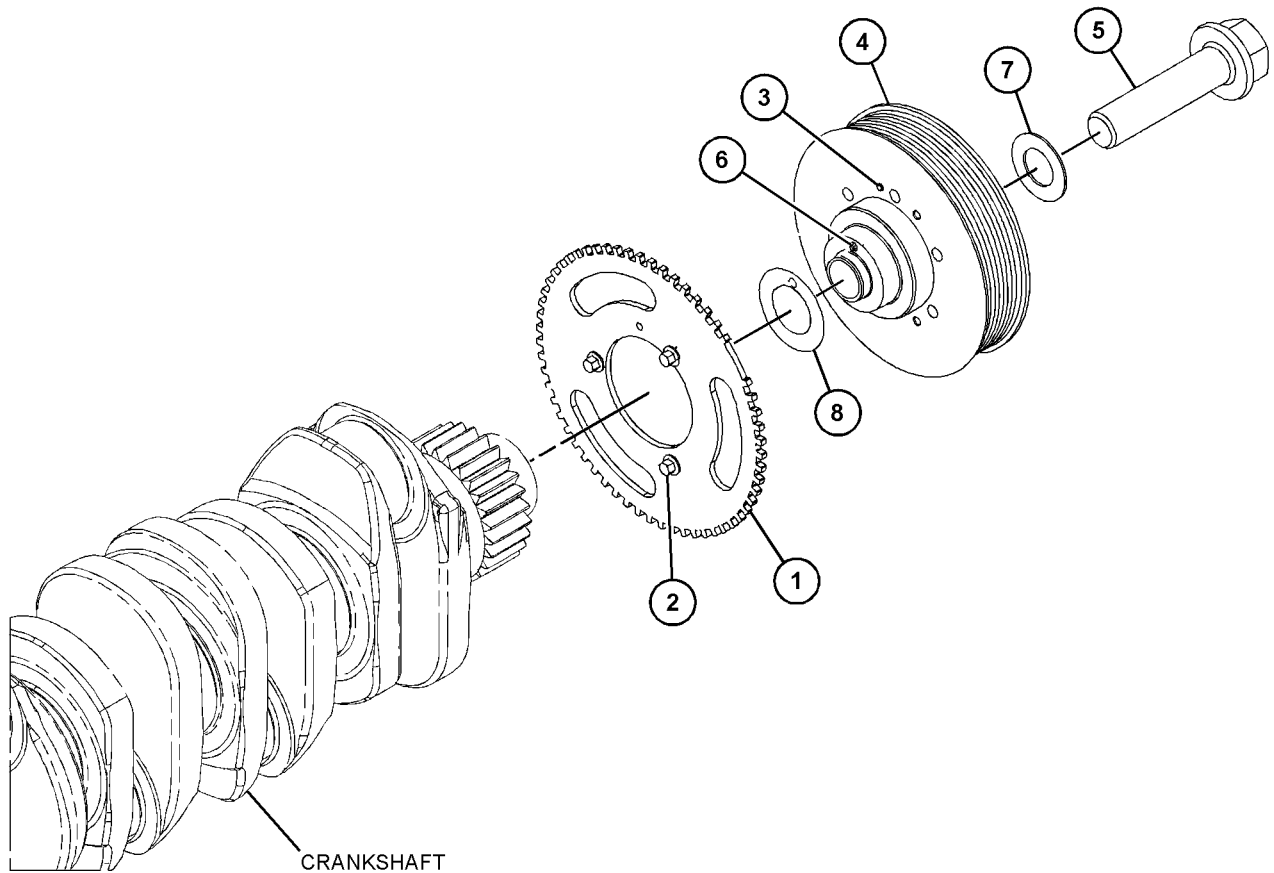
S/N: TD21-UP

PART OF 492-2140 ENGINE AR-PRIMARY
AN ATTACHMENT

SMCS-1205, 1207, 1358, 1359, 1384, 1425

i06812331

NOTE	REF NO	GRAPHIC REF	PART NUMBER	QTY	PART NAME						SEE PAGE
					1	2	3	4	5	6	
	1	1	459-4178	1	WHEEL						
	2	1	447-2101	3	BOLT						
	3	1	459-3274	1	PIN						
	4	1	516-0523	1	PULLEY						
	5	1	459-3323	1	BOLT						
	6	1	516-0539	1	PIN						
	7	1	516-0553	1	WASHER						
	8	1	516-0604	1	DISC-FRICTION						



GRAPHIC #1

<END>

g06129147

BASIC ENGINE

516-7808 PULLEY GP-ENGINE

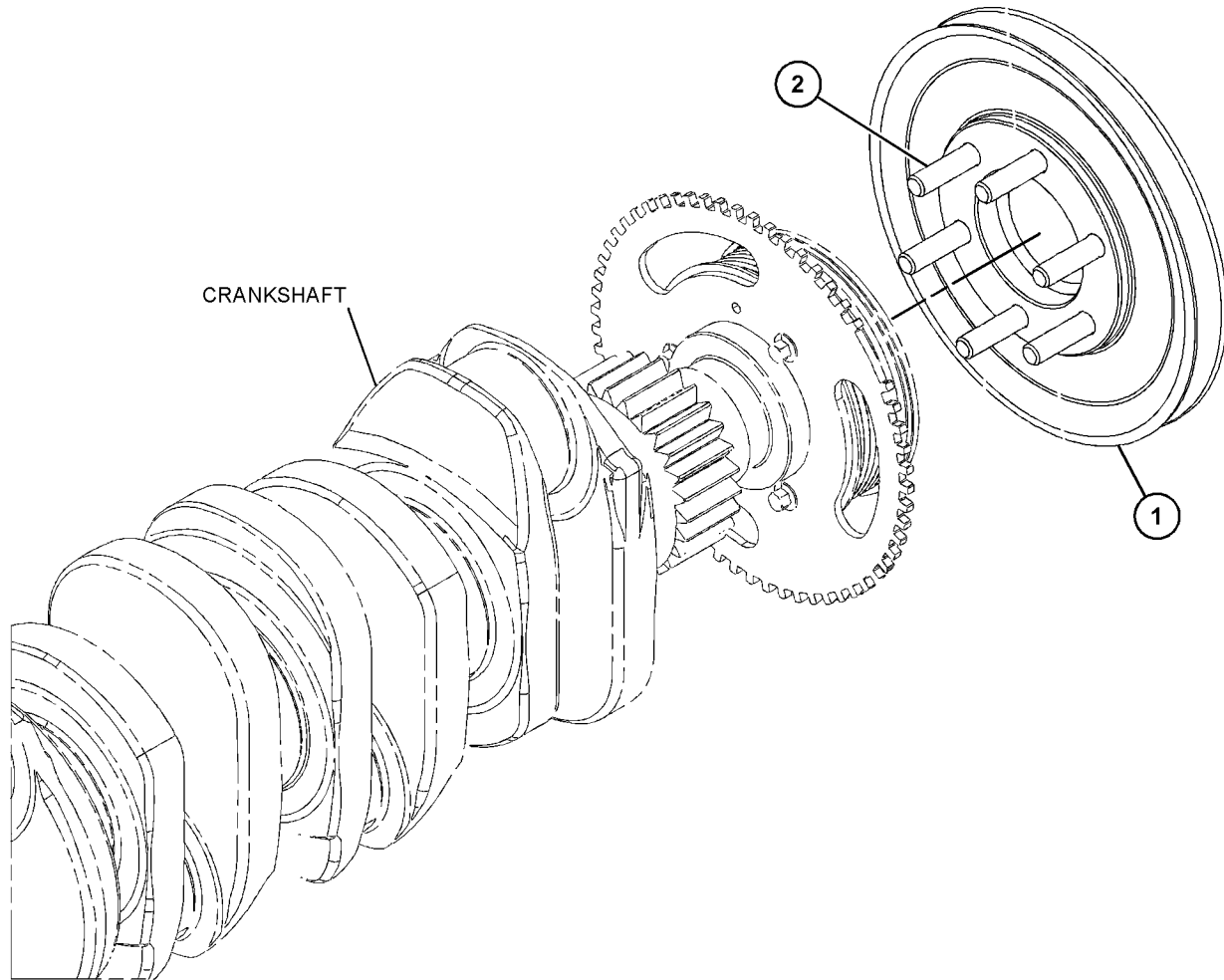
S/N: TD21-UP

PART OF 492-2140 ENGINE AR-PRIMARY
AN ATTACHMENT

SMCS-1205, 1207, 1358, 1359, 1384, 1425

i06812333

NOTE	REF NO	GRAPHIC REF	PART NUMBER	QTY	PART NAME						SEE PAGE
					1	2	3	4	5	6 (PRODUCT LEVEL)	
	1	1	459-3308	1	PULLEY						
	2	1	459-2662	6	BOLT						



GRAPHIC #1

<END>

g06127249

BASIC ENGINE

516-8029 PULLEY GP-ENGINE

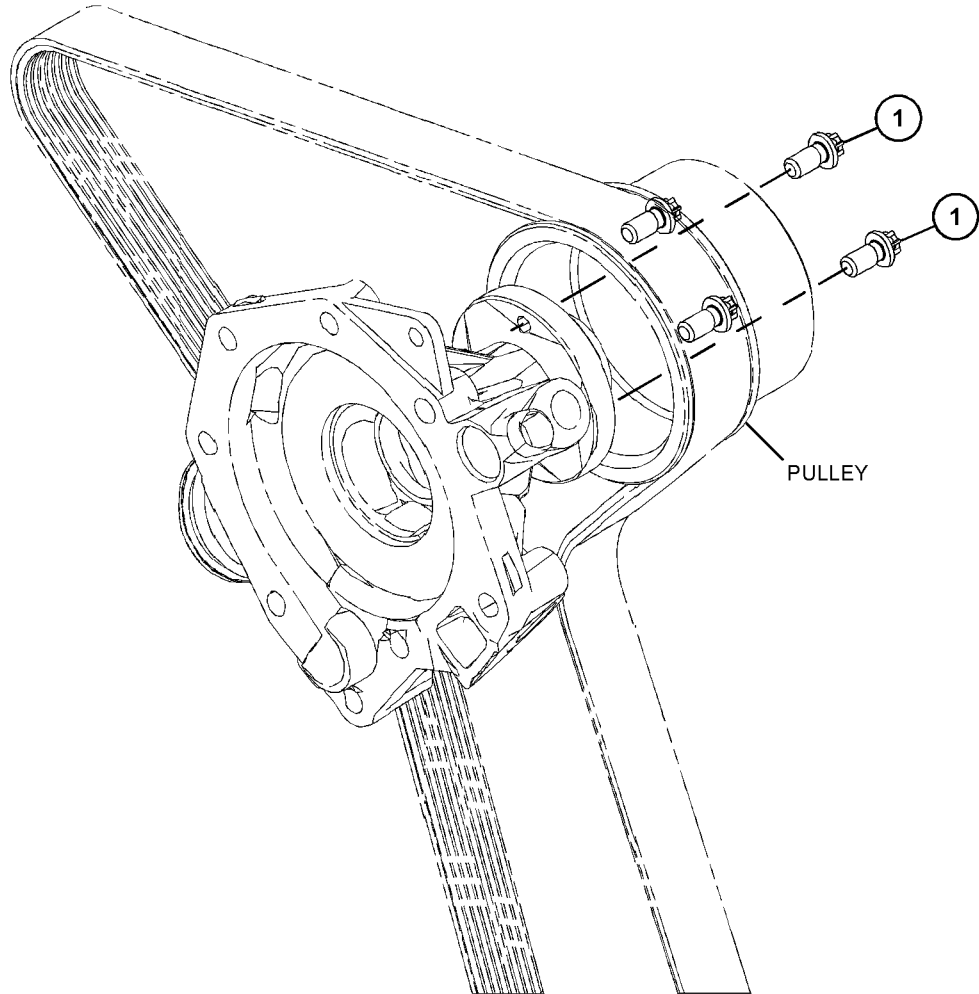
S/N: TD21-UP

PART OF 492-2140 ENGINE AR-PRIMARY
AN ATTACHMENT

SMCS-1205, 1207, 1358, 1359, 1384, 1425

i06873514

NOTE	REF NO	GRAPHIC REF	PART NUMBER	QTY	PART NAME						SEE PAGE	
					1	2	3	4	5	6 (PRODUCT LEVEL)		
	1	1	516-1343	4	BOLT							



GRAPHIC #1

<END>

g06148919

BASIC ENGINE

516-8735 PULLEY GP-ENGINE

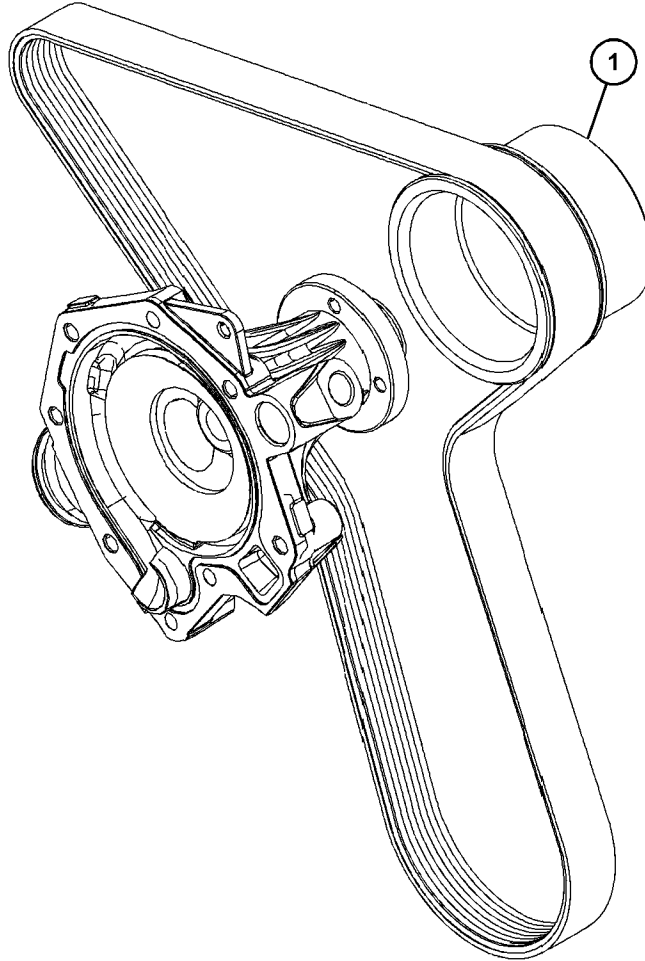
S/N: TD21-UP

PART OF 492-2140 ENGINE AR-PRIMARY
AN ATTACHMENT

SMCS-1205, 1207, 1358, 1359, 1384, 1425

i06814010

NOTE	REF NO	GRAPHIC REF	PART NUMBER	QTY	PART NAME						SEE PAGE
					1	2	3	4	5	6 (PRODUCT LEVEL)	
	1	1	459-3325	1	PULLEY						



GRAPHIC #1

<END>

g06126489

LUBRICATION SYSTEM

516-6962 FILLER GP-ENGINE OIL

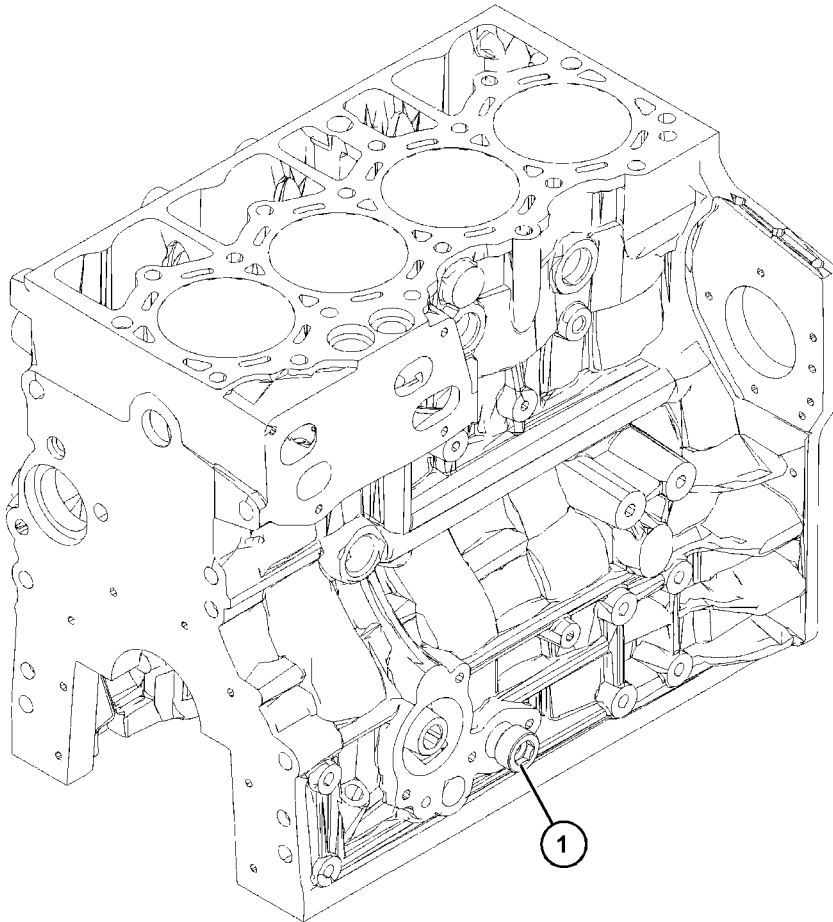
S/N: TD21-UP

PART OF 492-2140 ENGINE AR-PRIMARY
AN ATTACHMENT

SMCS-1316

i06812320

NOTE	REF NO	GRAPHIC REF	PART NUMBER	QTY	PART NAME						SEE PAGE
					1	2	3	4	5	6 (PRODUCT LEVEL)	
	1	1	459-3334	2	PLUG						



GRAPHIC #1

<END>

g06129725

LUBRICATION SYSTEM

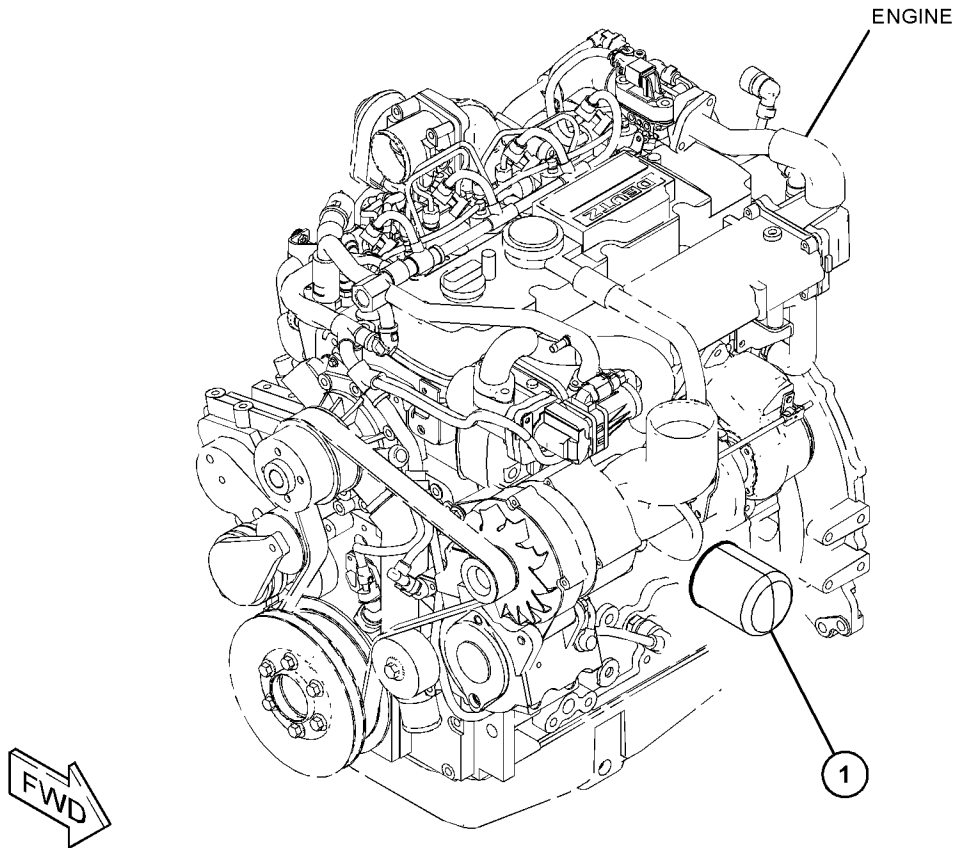
505-7337 FILTER & MTG GP-ENGINE OIL

PART OF 503-5065, 506-2061 ENGINE AR-COMplete
AN ATTACHMENT

SMCS-1306, 1308

i06601094

NOTE	REF NO	GRAPHIC REF	PART NUMBER	QTY	PART NAME						SEE PAGE
					1	2	3	4	5	6 (PRODUCT LEVEL)	
	1	1	440-6232	1	FILTER-ENGINE OIL						



GRAPHIC #1

<END>

g06042826

LUBRICATION SYSTEM

503-1681 GAUGE GP-OIL LEVEL (DIPSTICK)

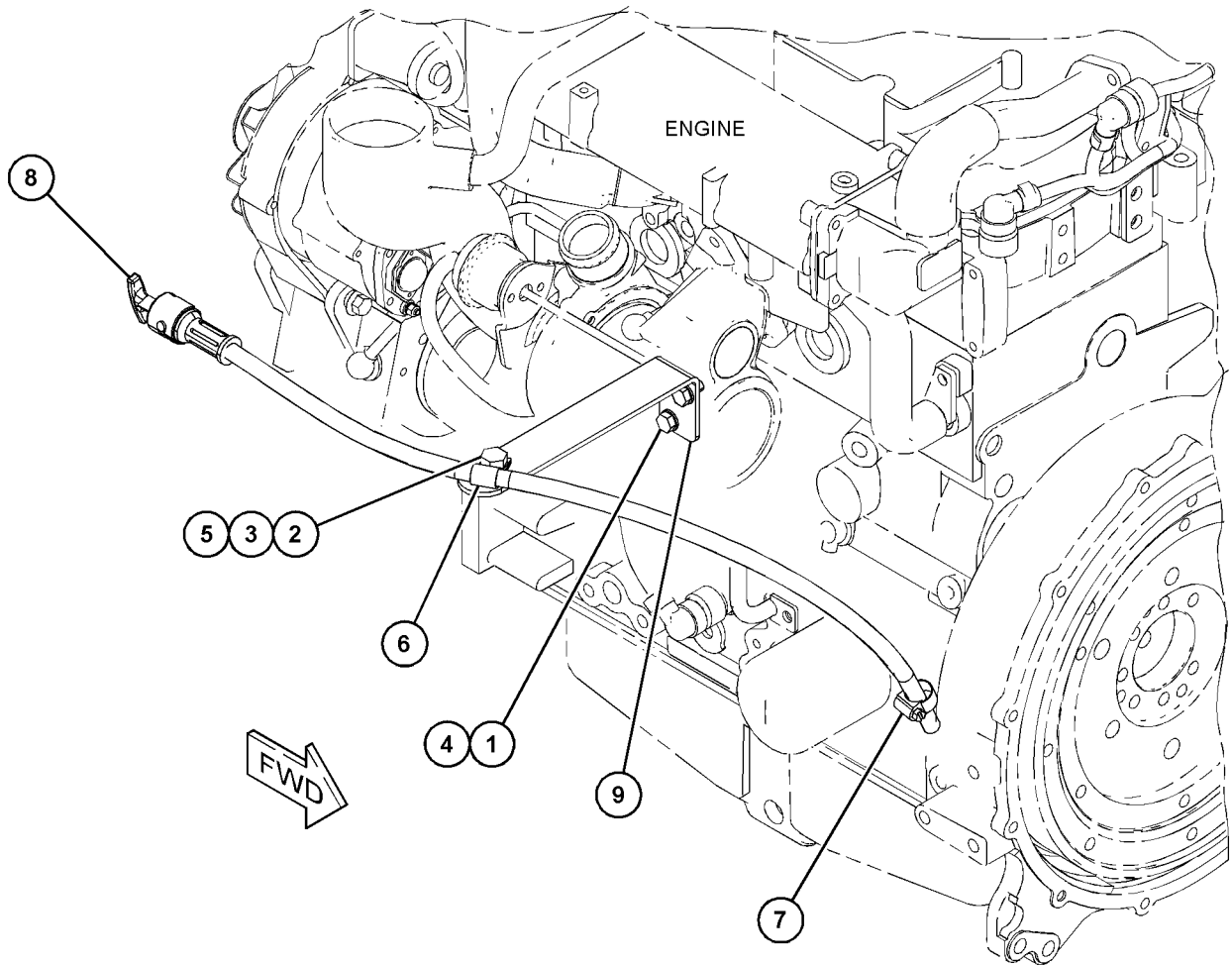
PART OF 503-5065, 506-2061 ENGINE AR-COMplete
AN ATTACHMENT

SMCS-1326

i06601091

NOTE	REF NO	GRAPHIC REF	PART NUMBER	QTY	PART NAME						SEE PAGE
					1	2	3	4	5	6	
M	1	1	8T-4200	2	BOLT (M8X1.25X16-MM)						
M	2	1	8T-4136	1	BOLT (M10X1.5X25-MM)						
M	3	1	8T-4133	1	NUT (M10X1.5-THD)						
	4	1	8T-4224	2	WASHER-HARD (8.8X16X2-MM THK)						
	5	1	8T-4121	2	WASHER-HARD (11X21X2.5-MM THK)						
	6	1	478-5159	1	CLAMP						
	7	1	330-8103	1	CLAMP-HOSE						
	8	1	503-1682	1	GAUGE AS-OIL LEVEL (DIPSTICK)						
	9	1	503-1683	1	PLATE						

M - METRIC PART



GRAPHIC #1

<END>

g06042864

LUBRICATION SYSTEM

516-6927 GAUGE GP-OIL LEVEL (DIPSTICK)-ENGINE

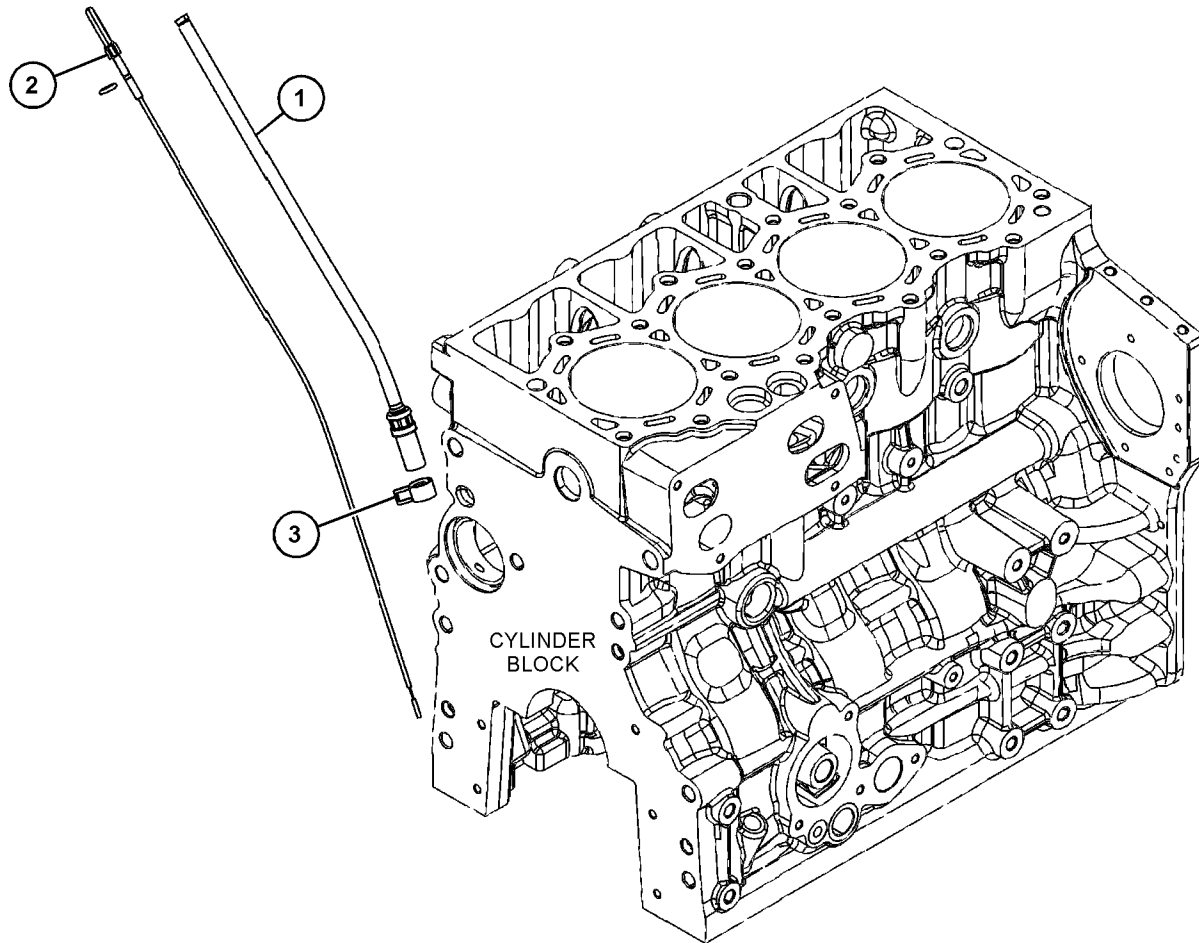
S/N: TD21-UP

PART OF 492-2140 ENGINE AR-PRIMARY
AN ATTACHMENT

SMCS-1326

i06871478

NOTE	REF NO	GRAPHIC REF	PART NUMBER	QTY	PART NAME						SEE PAGE
					1	2	3	4	5	6 (PRODUCT LEVEL)	
	1	1	516-0473	1	GUIDE						
	2	1	516-3731	1	GAUGE AS-OIL LEVEL (DIPSTICK) (ENGINE)						
		1	516-0545	1	SEAL						
	3	1	516-0549	1	CLAMP						



GRAPHIC #1

<END>

g06130004

LUBRICATION SYSTEM

516-6932 GAUGE GP-OIL LEVEL (DIPSTICK)-ENGINE

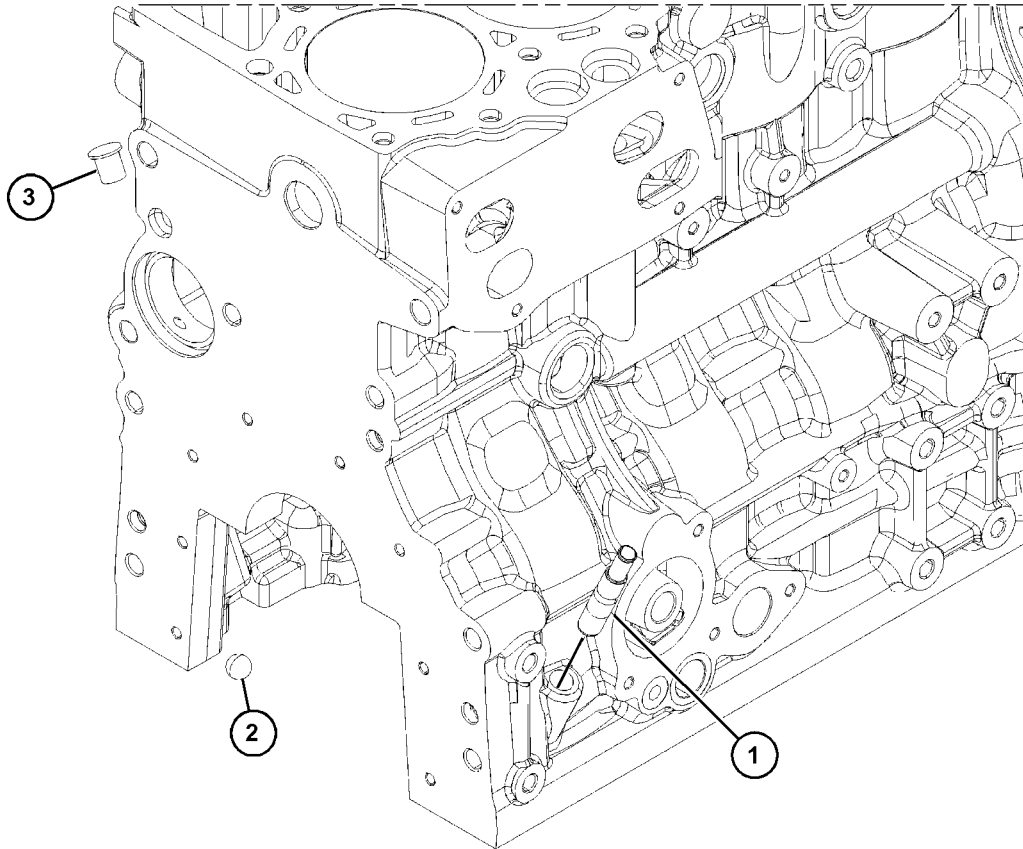
S/N: TD21-UP

PART OF 492-2140 ENGINE AR-PRIMARY
AN ATTACHMENT

SMCS-1326

i06871476

NOTE	REF NO	GRAPHIC REF	PART NUMBER	QTY	PART NAME						SEE PAGE
					1	2	3	4	5	6 (PRODUCT LEVEL)	
1	1	1	516-0479	1	TUBE-GUIDE						
2	1	1	459-2681	1	BALL						
3	1	1	516-0499	1	PLUG						



GRAPHIC #1

<END>

g06129720

LUBRICATION SYSTEM

516-7858 LINES GP-OIL

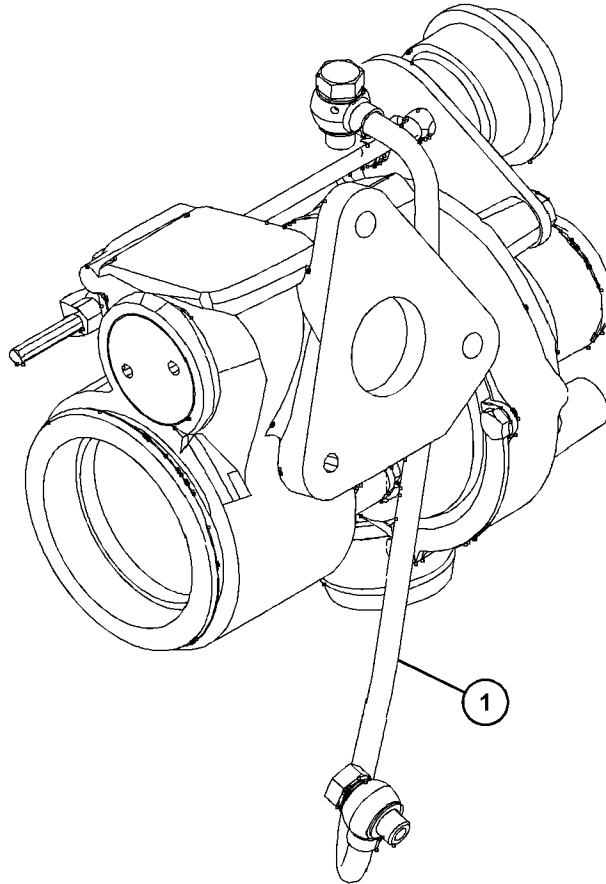
S/N: TD21-UP

PART OF 492-2140 ENGINE AR-PRIMARY
AN ATTACHMENT

SMCS-1307

i06812357

NOTE	REF NO	GRAPHIC REF	PART NUMBER	QTY	PART NAME						SEE PAGE
					1	2	3	4	5	6 (PRODUCT LEVEL)	
	1	1	516-4300	1	LINES GP-OIL						
		1	447-2117	2	ADAPTER						
		1	447-2136	4	RING-SEAL						



GRAPHIC #1

<END>

g06126052

LUBRICATION SYSTEM

516-7895 LINES GP-OIL

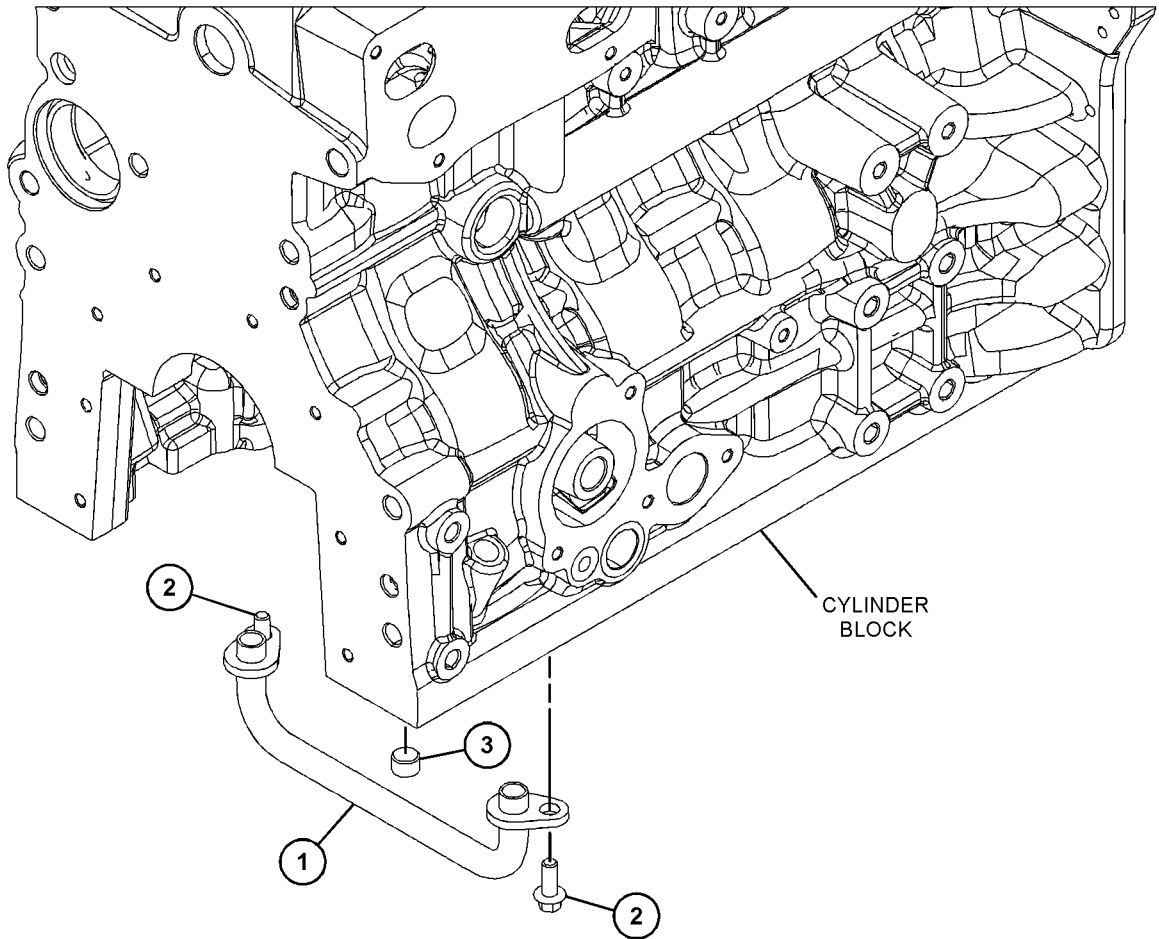
S/N: TD21-UP

PART OF 492-2140 ENGINE AR-PRIMARY
AN ATTACHMENT

SMCS-1307

i06812358

NOTE	REF NO	GRAPHIC REF	PART NUMBER	QTY	PART NAME						SEE PAGE
					1	2	3	4	5	6 (PRODUCT LEVEL)	
	1	1	459-4177	1	TUBE						
	2	1	447-2152	2	BOLT						
	3	1	459-3279	1	PLUG						



GRAPHIC #1

<END>

g06126041

LUBRICATION SYSTEM

516-8007 LINES GP-OIL

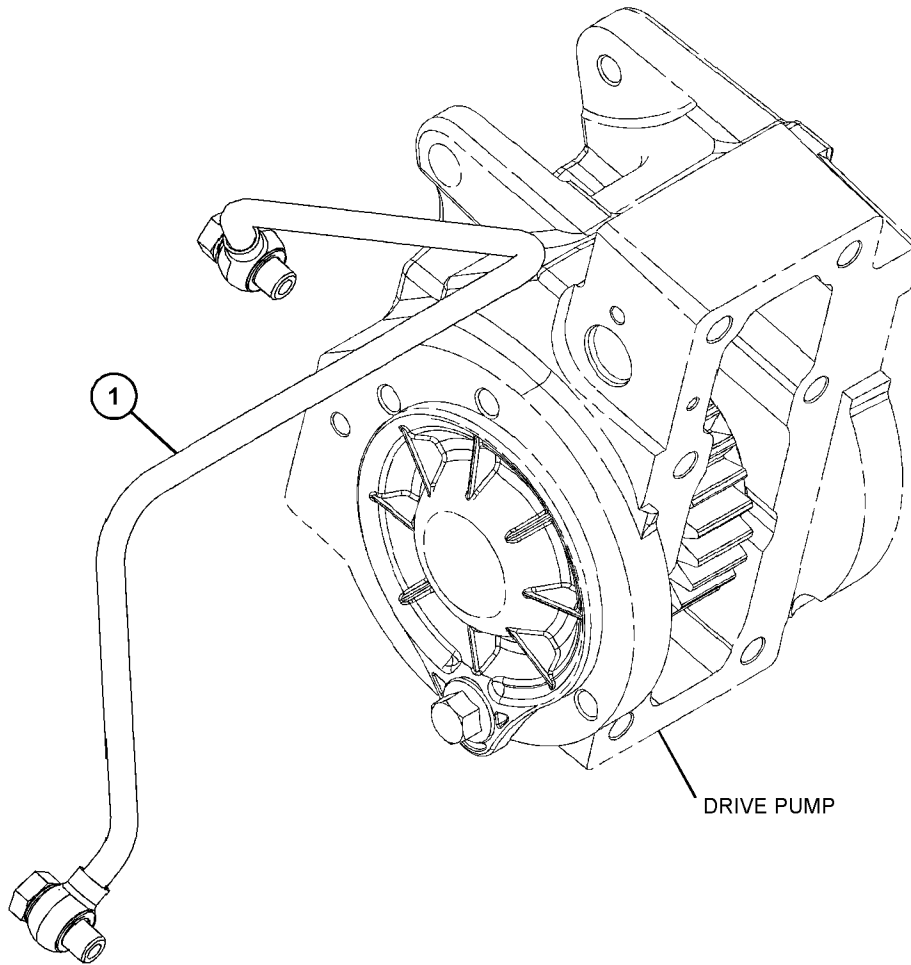
S/N: TD21-UP

PART OF 492-2140 ENGINE AR-PRIMARY
AN ATTACHMENT

SMCS-1307

i06813065

NOTE	REF NO	GRAPHIC REF	PART NUMBER	QTY	PART NAME						SEE PAGE
					1	2	3	4	5	6 (PRODUCT LEVEL)	
	1	1	516-4301	1	LINE AS-OIL						
		1	447-2117	2	ADAPTER						
		1	447-2136	4	RING-SEAL						



GRAPHIC #1

<END>

g06126777

LUBRICATION SYSTEM

516-8934 LINES GP-OIL

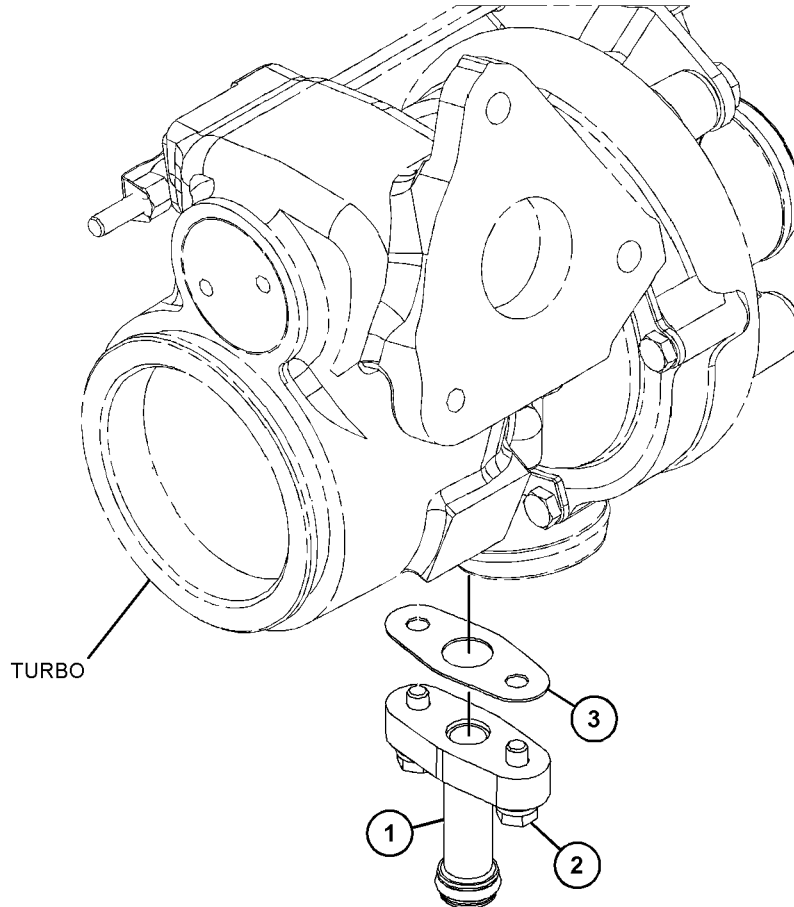
S/N: TD21-UP

PART OF 492-2140 ENGINE AR-PRIMARY
AN ATTACHMENT

SMCS-1307

i06814063

NOTE	REF NO	GRAPHIC REF	PART NUMBER	QTY	PART NAME						SEE PAGE
					1	2	3	4	5	6 (PRODUCT LEVEL)	
	1	1	516-3770	5	FLANGE GP						
					(EACH INCLUDES)						
		1	447-2158	2	SEAL-O-RING						
	2	1	447-2127	2	BOLT						
	3	1	459-2665	1	GASKET						



GRAPHIC #1

<END>

g06131696

LUBRICATION SYSTEM

516-7911 PUMP GP-ENGINE OIL

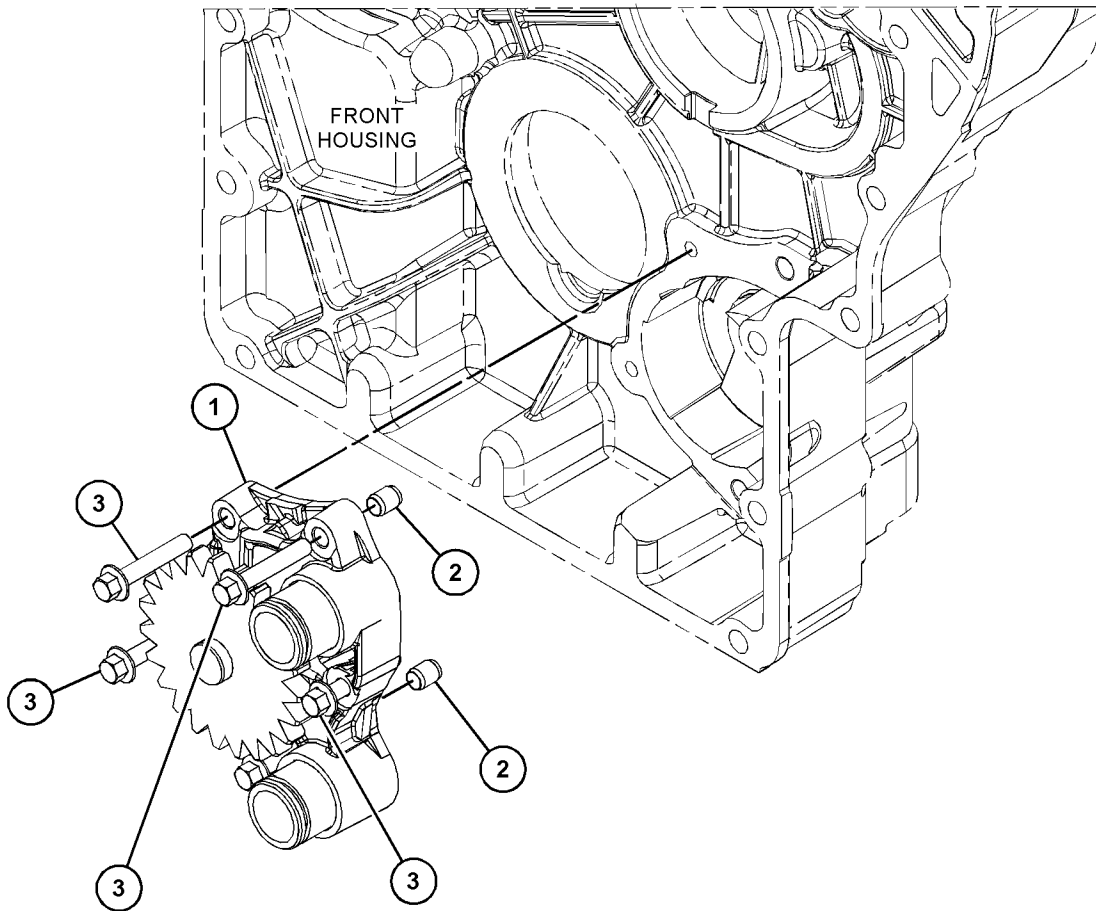
S/N: TD21-UP

PART OF 492-2140 ENGINE AR-PRIMARY
AN ATTACHMENT

SMCS-1304, 1315

i06812989

NOTE	REF NO	GRAPHIC REF	PART NUMBER	QTY	PART NAME						SEE PAGE
					1	2	3	4	5	6 (PRODUCT LEVEL)	
1		1	459-3318	1	PUMP GP-ENGINE OIL						
		1	459-2782	4	SEAL -O-RING						
		1	516-0616	2	TUBE						
2		1	516-0618	2	DOWEL						
3		1	516-0619	5	BOLT-HEAD						



GRAPHIC #1

<END>

g06140491

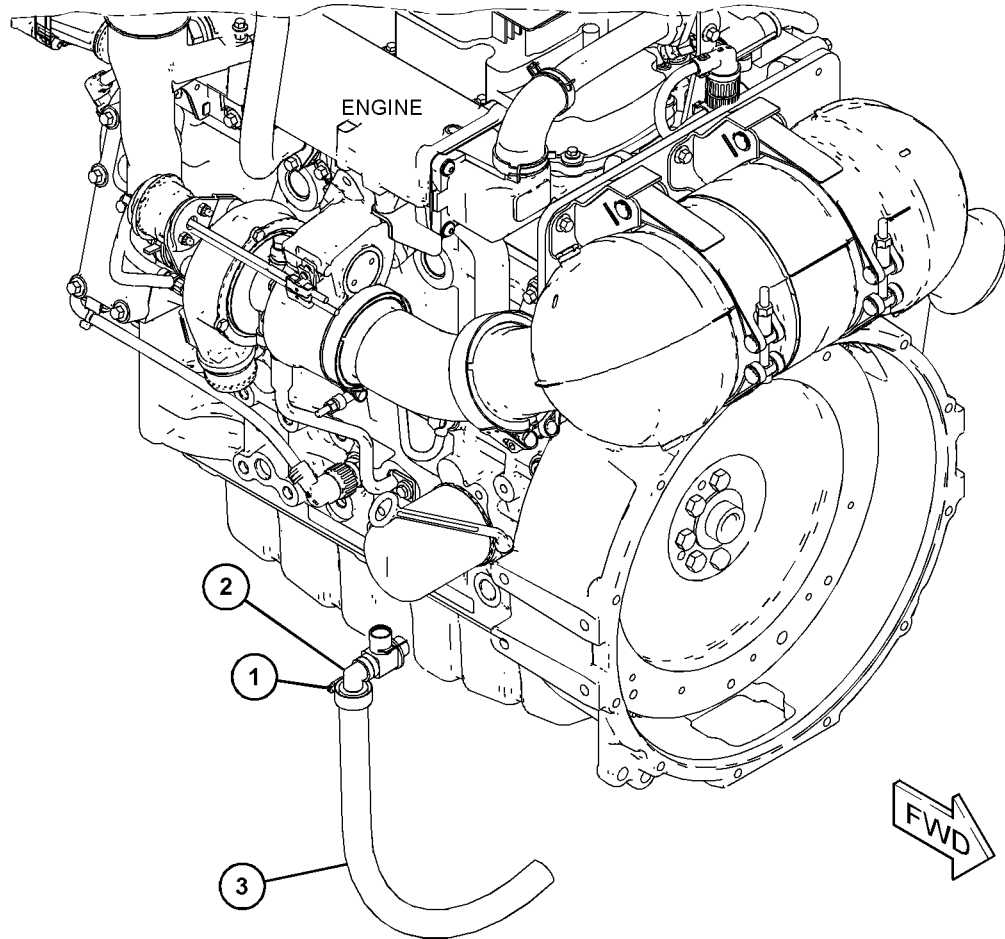
LUBRICATION SYSTEM

492-2138 VALVE GP-DRAIN-OIL PART OF 503-5065, 506-2061 ENGINE AR-COMplete AN ATTACHMENT

SMCS-1329

i06595306

NOTE	REF NO	GRAPHIC REF	PART NUMBER	QTY	PART NAME						SEE PAGE
					1	2	3	4	5	6 (PRODUCT LEVEL)	
	1	1	303-8599	1	CLAMP						
	2	1	492-2139	1	VALVE AS (OIL DRAIN)						
	3	1	341-1835	1	HOSE -FUEL						



GRAPHIC #1

<END>

g06088924

COOLING SYSTEM

516-7980 COOLER GP-ENGINE OIL

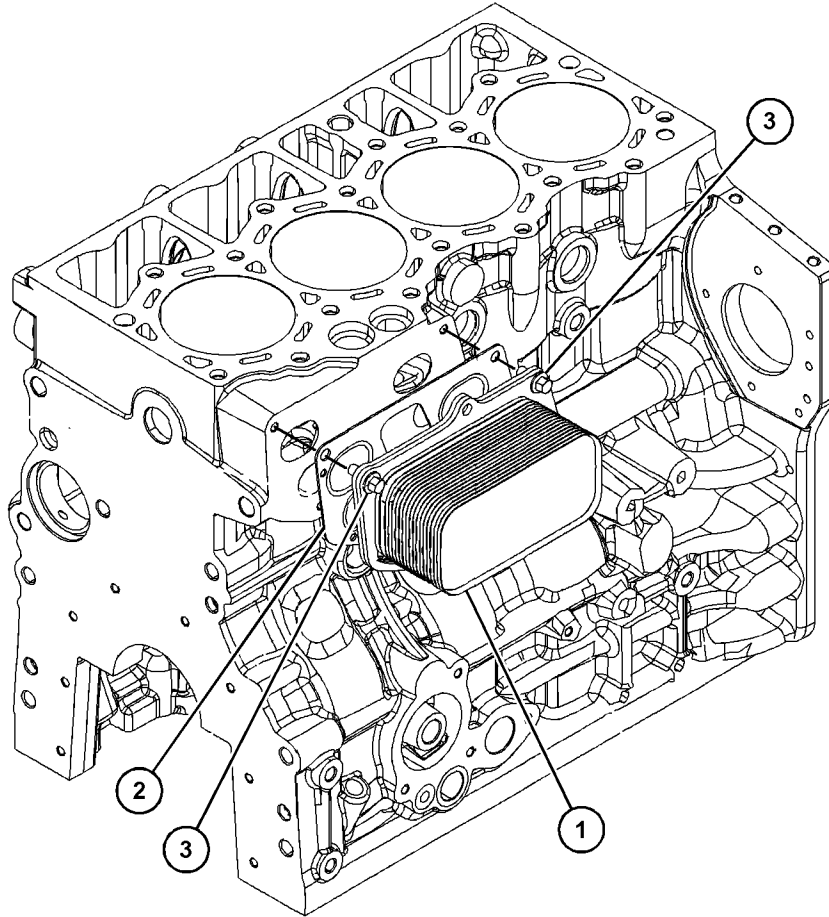
S/N: TD21-UP

PART OF 492-2140 ENGINE AR-PRIMARY
AN ATTACHMENT

SMCS-1378

i06813004

NOTE	REF NO	GRAPHIC REF	PART NUMBER	QTY	PART NAME						SEE PAGE
					1	2	3	4	5	6	
1	1	1	449-2345	1	COOLER-OIL						
2	1	1	459-2650	1	GASKET						
3	1	1	447-2152	4	BOLT						



GRAPHIC #1

<END>

g06126341

COOLING SYSTEM

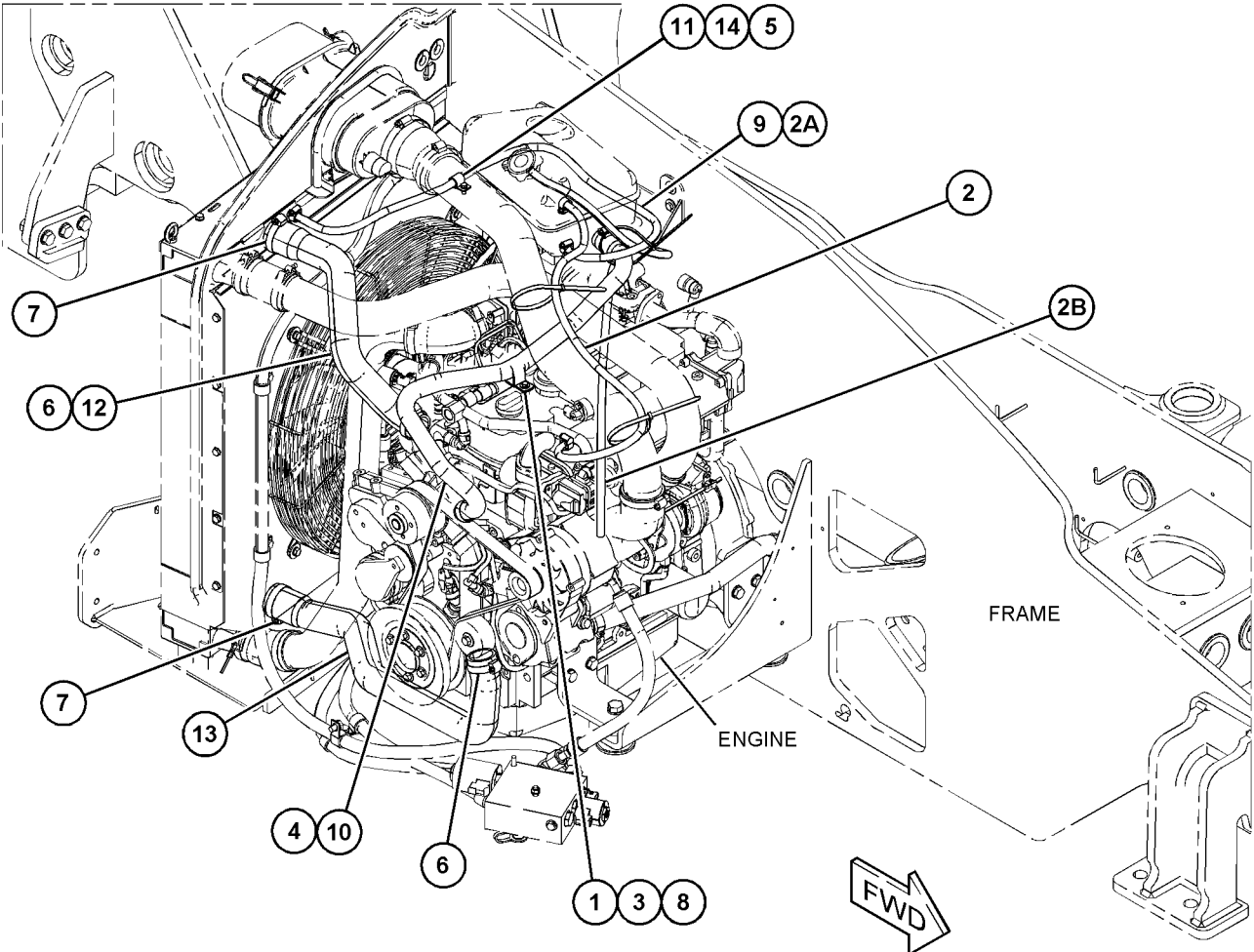
495-7591 LINES GP-COOLANT PART OF 503-5065, 506-2061 ENGINE AR-COMplete AN ATTACHMENT

SMCS-1380

i06731700

NOTE	REF NO	GRAPHIC REF	PART NUMBER	QTY	PART NAME						SEE PAGE
					1	2	3	4	5	6 (PRODUCT LEVEL)	
M	1	1	8T-4183	1	BOLT (M12X1.75X40-MM)						
E	2	1	495-4683	1	HOSE (89-CM)						
E	2A	1	495-4683	1	HOSE (122-CM)						
E	2B	1	495-4683	1	HOSE (127-CM)						
	3	1	5W-1417	1	WASHER (6.4X18X1.6-MM THK)						
	4	1	095-1390	2	CLAMP-HOSE						
	5	1	096-4840	1	CLIP						
	6	1	332-1989	2	CLAMP						
	7	1	323-7265	2	CLAMP						
	8	1	329-2455	1	CLIP						
	9	1	330-8103	4	CLAMP-HOSE						
	10	1	495-6350	1	HOSE						
	11	1	8T-4205	1	WASHER-HARD (7.2X14.5X2-MM THK)						
	12	1	495-6348	1	HOSE						
	13	1	495-6349	1	HOSE						
M	14	1	5C-9553	1	BOLT (M6X1X16-MM)						

E - ORDER BY THE CENTIMETER
M - METRIC PART



GRAPHIC #1

<END>

g06113659

COOLING SYSTEM

516-8032 LINES GP-COOLANT

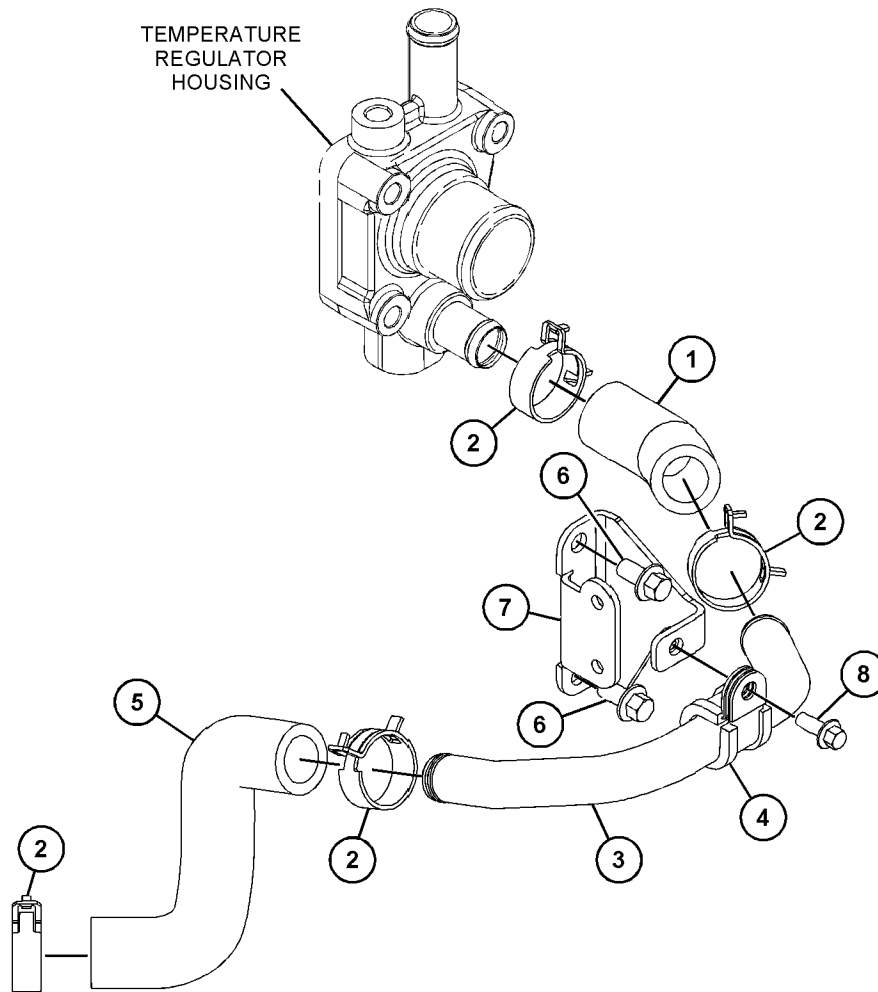
S/N: TD21-UP

PART OF 492-2140 ENGINE AR-PRIMARY
AN ATTACHMENT

SMCS-1380

i06813077

NOTE	REF NO	GRAPHIC REF	PART NUMBER	QTY	PART NAME						SEE PAGE
					1	2	3	4	5	6 (PRODUCT LEVEL)	
	1	1	459-3311	1	MANIFOLD						
	2	1	459-3277	4	CLAMP						
	3	1	459-4183	1	TUBE						
	4	1	459-3281	1	CLAMP						
	5	1	459-4182	1	HOSE						
	6	1	447-2153	2	BOLT-HEAD						
	7	1	459-3319	1	PLATE						
	8	1	447-2101	1	BOLT						



GRAPHIC #1

<END>

g06127947

COOLING SYSTEM

516-8763 LINES GP-COOLANT

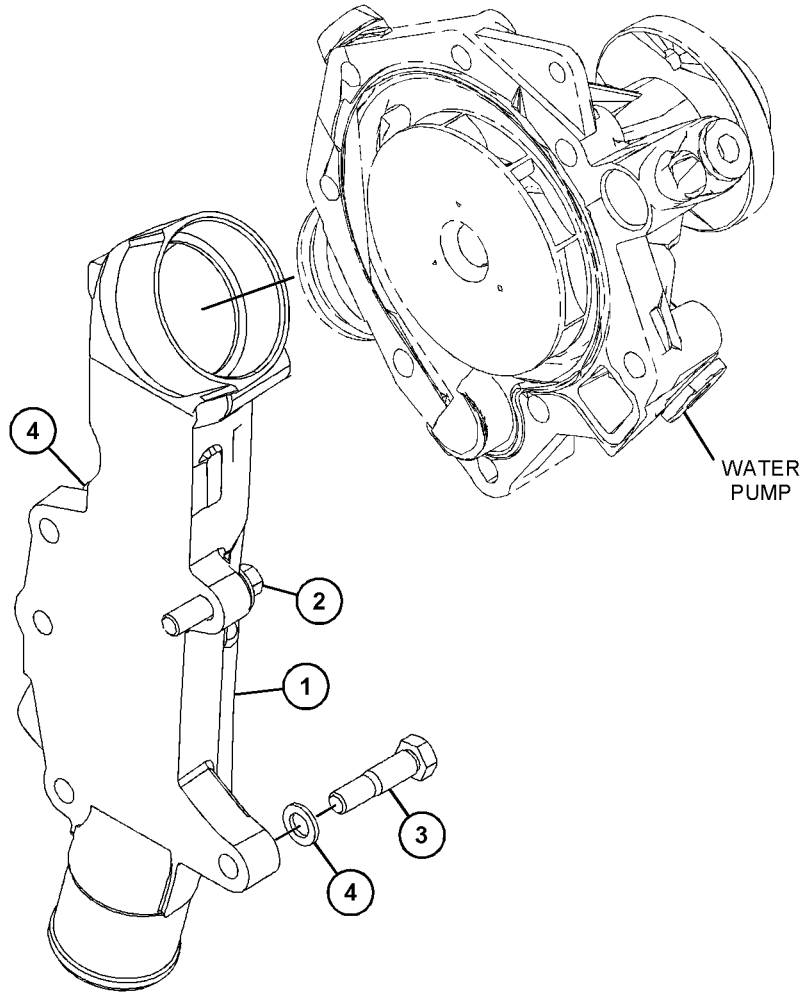
S/N: TD21-UP

PART OF 492-2140 ENGINE AR-PRIMARY
AN ATTACHMENT

SMCS-1380

i06814018

NOTE	REF NO	GRAPHIC REF	PART NUMBER	QTY	PART NAME						SEE PAGE
					1	2	3	4	5	6 (PRODUCT LEVEL)	
	1	1	459-4201	1	HOSE						
	2	1	447-2151	1	BOLT						
	3	1	459-2653	2	BOLT						
	4	1	459-3260	2	SHIM (2-MM THK)						



GRAPHIC #1

<END>

g06133018

COOLING SYSTEM

516-8901 LINES GP-COOLANT

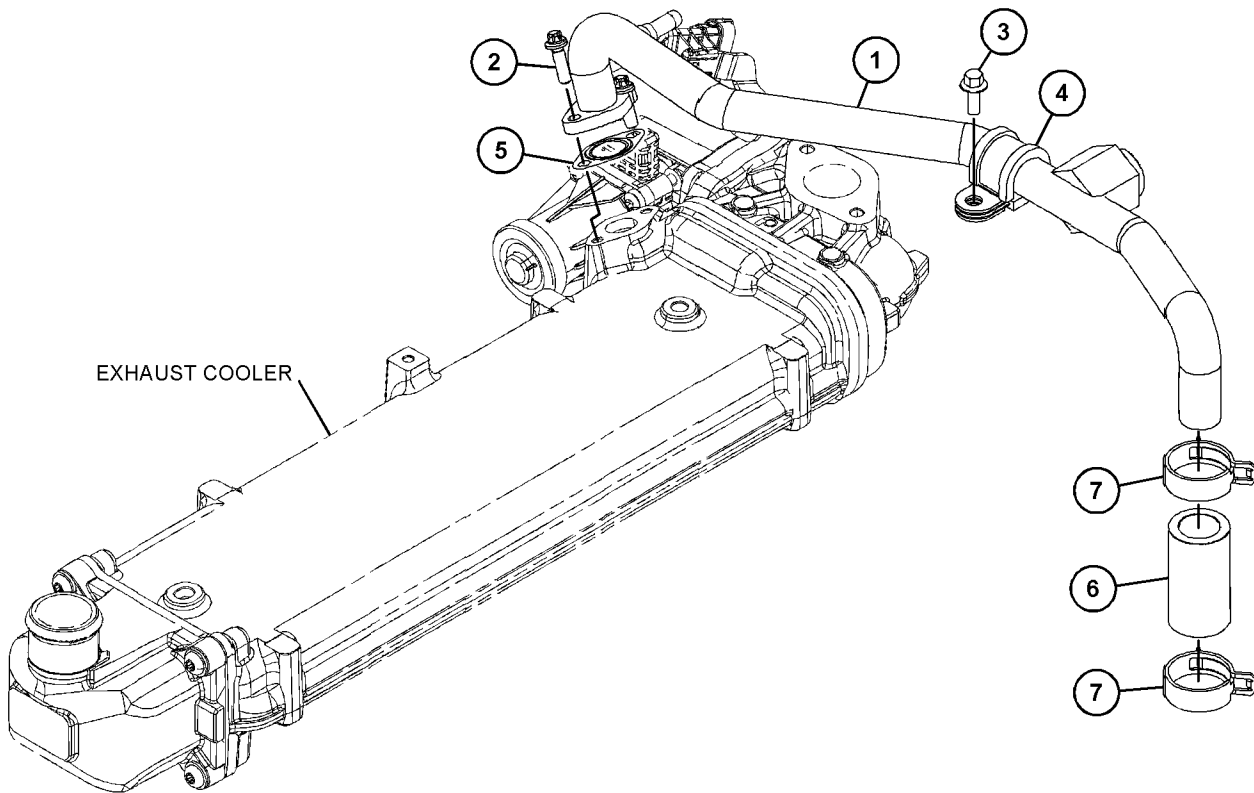
S/N: TD21-UP

PART OF 492-2140 ENGINE AR-PRIMARY
AN ATTACHMENT

SMCS-1380

i06814061

NOTE	REF NO	GRAPHIC REF	PART NUMBER	QTY	PART NAME						SEE PAGE
					1	2	3	4	5	6 (PRODUCT LEVEL)	
	1	1	516-1401	1	HOSE						
	2	1	516-1641	2	BOLT-HEAD						
	3	1	447-2155	1	BOLT-HEAD						
	4	1	459-3281	1	CLAMP						
	5	1	459-2645	1	GASKET						
	6	1	459-3283	1	SLEEVE						
	7	1	459-3277	2	CLAMP						



GRAPHIC #1

<END>

g06127795

COOLING SYSTEM

516-9307 LINES GP-COOLANT

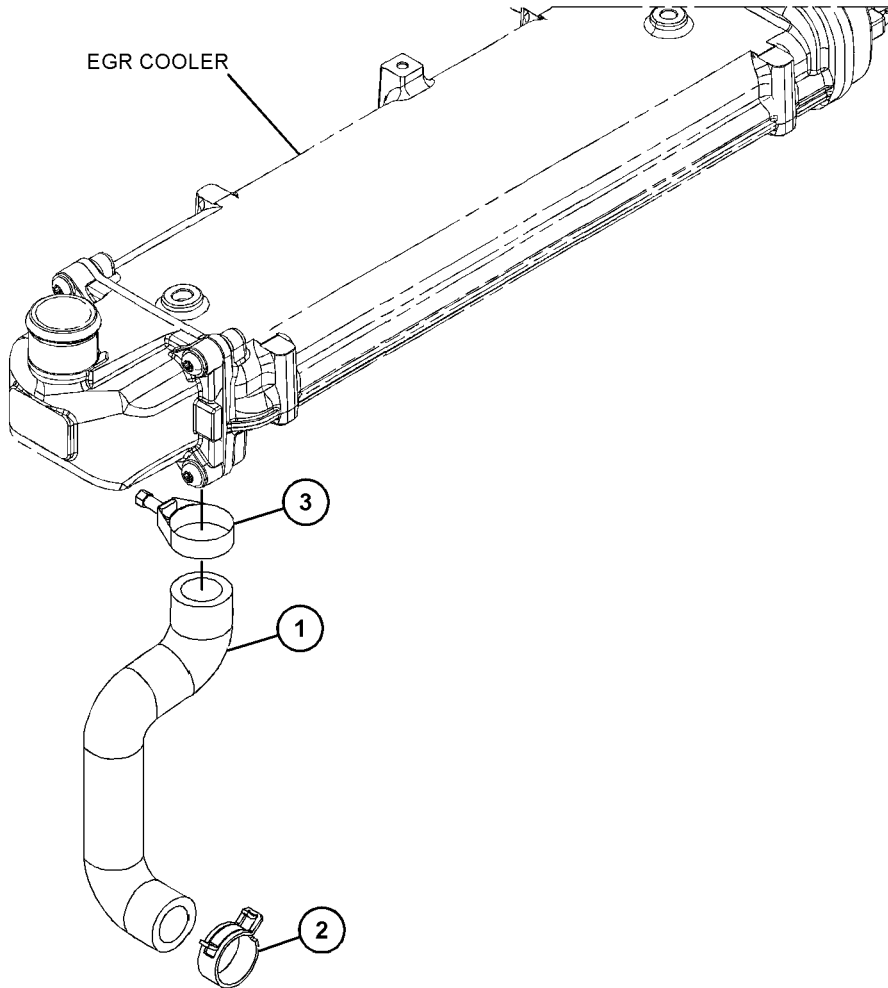
S/N: TD21-UP

PART OF 492-2140 ENGINE AR-PRIMARY
AN ATTACHMENT

SMCS-1380

i06814080

NOTE	REF NO	GRAPHIC REF	PART NUMBER	QTY	PART NAME						SEE PAGE
					1	2	3	4	5	6 (PRODUCT LEVEL)	
	1	1	459-2647	1	HOSE						
	2	1	459-3277	1	CLAMP						
	3	1	459-3324	1	CLIP						



GRAPHIC #1

<END>

g06126975

COOLING SYSTEM

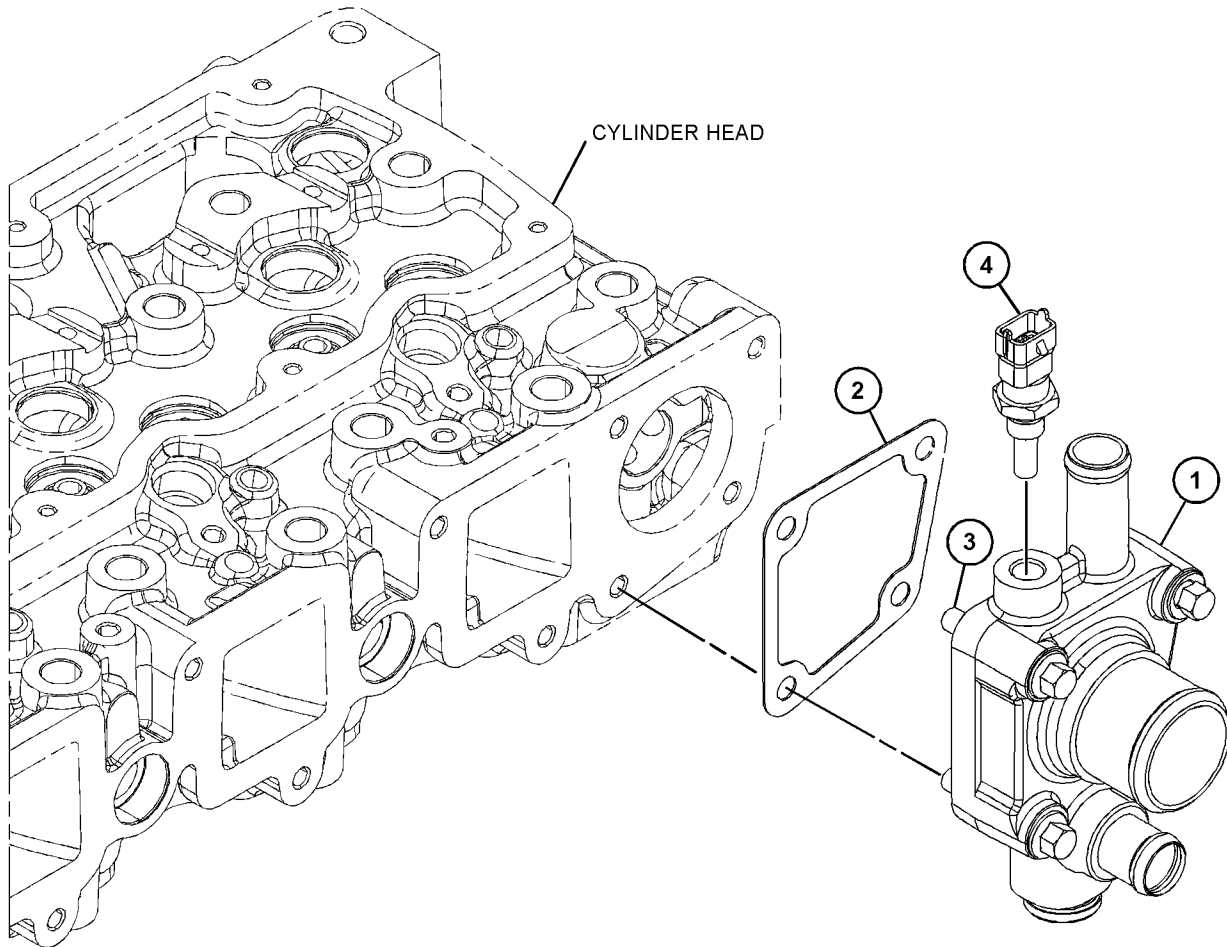
516-8040 PLUG GP-TEMP REGULATOR HOUSING

S/N: TD21-UP
PART OF 492-2140 ENGINE AR-PRIMARY
AN ATTACHMENT

SMCS-0663, 1393, 7553

i06813079

NOTE	REF NO	GRAPHIC REF	PART NUMBER	QTY	PART NAME						SEE PAGE
					1	2	3	4	5	6 (PRODUCT LEVEL)	
	1	1	459-3306	1	PLUG GP-TEMP REGULATOR HOUSING						
		1	459-2673	1	PLUG						
		1	459-2804	1	RING-SEALING						
2		1	459-2649	1	GASKET						
3		1	447-2154	4	BOLT						
4		1	449-2393	1	TRANSMITTER						



GRAPHIC #1

<END>

g06127238

COOLING SYSTEM

516-8104 PLUG GP-WATER LINES

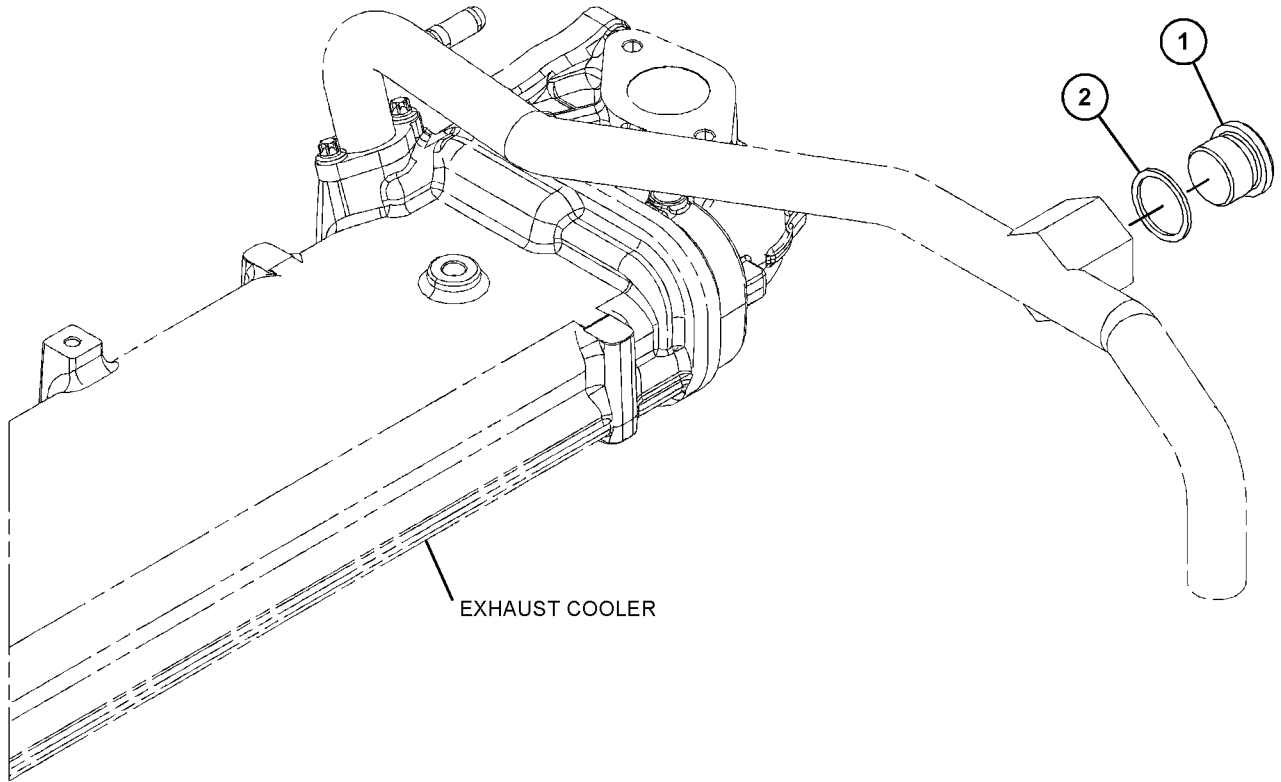
S/N: TD21-UP

PART OF 492-2140 ENGINE AR-PRIMARY
AN ATTACHMENT

SMCS-1380, 1393

i06813117

NOTE	REF NO	GRAPHIC REF	PART NUMBER	QTY	PART NAME						SEE PAGE
					1	2	3	4	5	6 (PRODUCT LEVEL)	
1	1	1	447-2116	1	PLUG						
2	1	1	447-2193	1	SEAL -O-RING						



GRAPHIC #1

<END>

g06128049

COOLING SYSTEM

459-2904 PUMP GP-WATER

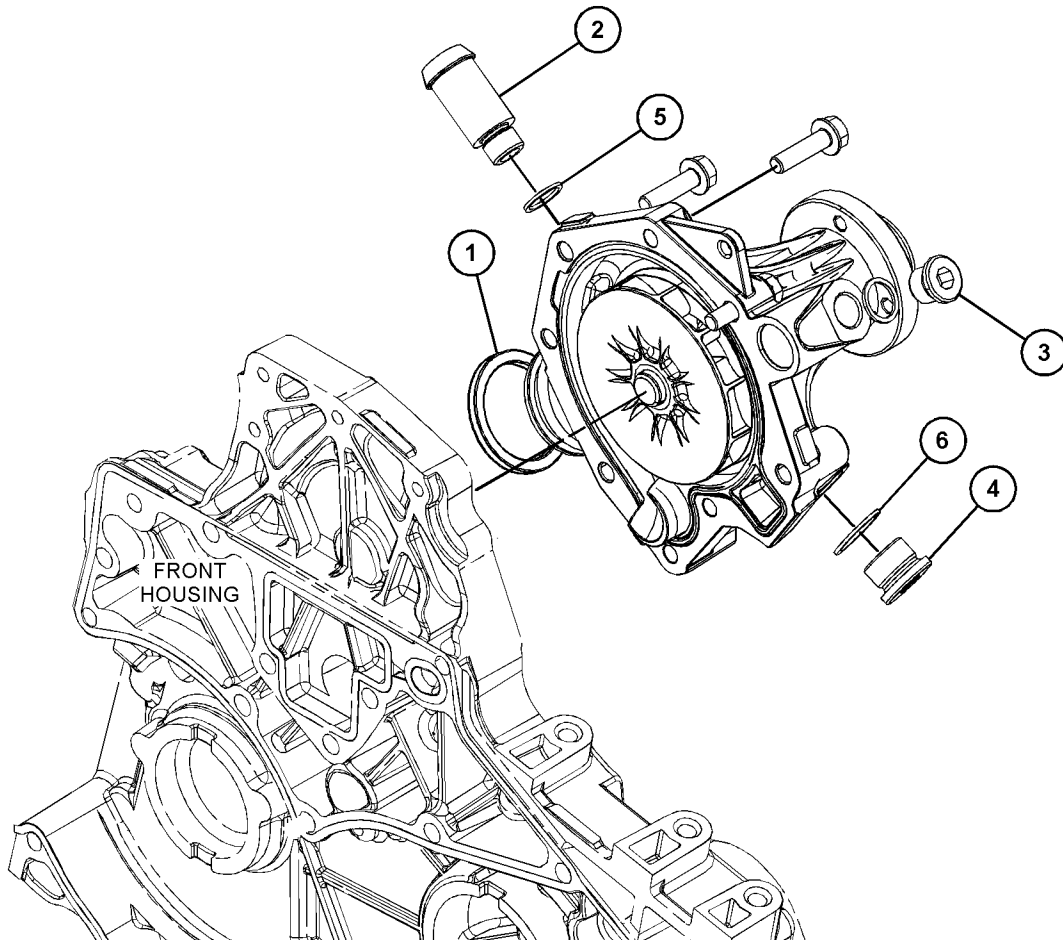
S/N: TD21-UP

PART OF 516-8740 PUMP GP-WATER
AN ATTACHMENT

SMCS-1361

i06823259

NOTE	REF NO	GRAPHIC REF	PART NUMBER	QTY	PART NAME						SEE PAGE
					1	2	3	4	5	6 (PRODUCT LEVEL)	
	1	1	516-2496	1	SEAL						
	2	1	459-3332	1	CONNECTOR						
	3	1	459-2677	1	PLUG						
	4	1	447-2116	1	PLUG						
	5	1	459-3352	2	RING-SEALING						
	6	1	516-1376	1	RING-SEAL						



GRAPHIC #1

<END>

g06140416

COOLING SYSTEM

516-8740 PUMP GP-WATER

S/N: TD21-UP

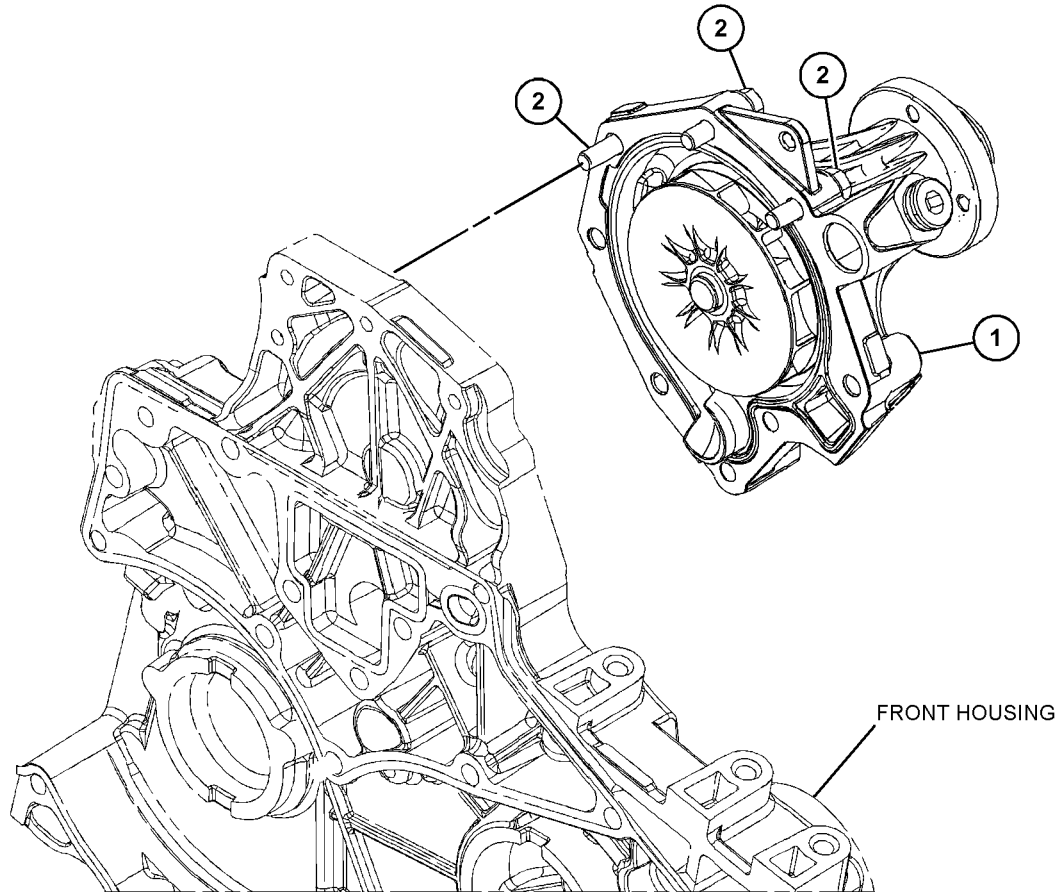
PART OF 492-2140 ENGINE AR-PRIMARY
AN ATTACHMENT

SMCS-1361

i06814012

NOTE	REF NO	GRAPHIC REF	PART NUMBER	QTY	PART NAME						SEE PAGE
					1	2	3	4	5	6 (PRODUCT LEVEL)	
Y	1	1	459-2904	1	PUMP GP-WATER						66
	2	1	447-2151	3	BOLT						

Y - SEPARATE ILLUSTRATION



FRONT HOUSING

GRAPHIC #1

<END>

g06130000

COOLING SYSTEM

495-6117 RADIATOR & MOUNTING GP

PART OF 503-5065, 506-2061 ENGINE AR-COMPLETE

AN ATTACHMENT

SMCS-1353

i06601085

NOTE	REF NO	GRAPHIC REF	PART NUMBER	QTY	PART NAME						SEE PAGE
					1	2	3	4	5	6 (PRODUCT LEVEL)	
	1	1	495-6119	1	SEAL						
	2	1	495-6120	1	SEAL						
	3	1	495-4669	1	SEAL						
	4	1	495-4670	1	SEAL						
	5	1	495-4671	1	SEAL						
	6	1	495-4672	1	SEAL						
	7	1	495-4675	1	SEAL						
	8	1	495-4673	1	SEAL						
	9	1	495-4674	2	SEAL						
M	10	1	8T-4200	2	BOLT (M8X1.25X16-MM)						
M	11	1	8T-4189	2	BOLT (M8X1.25X20-MM)						
M	12	1	8T-4908	4	BOLT (M8X1.25X25-MM)						
	13	1	300-6096	1	FITTING						
	14	1	330-8321	2	GROMMET						
	15	1	8T-4224	5	WASHER-HARD (8.8X16X2-MM THK)						
	16	1	309-3997	3	WASHER (8.4X25X2-MM THK)						
	17	1	495-6121	1	PLATE						
Y	18	1	495-6123	1	RADIATOR GP						70
	19	1	495-6122	1	PLATE						

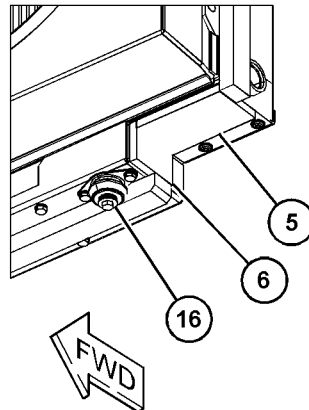
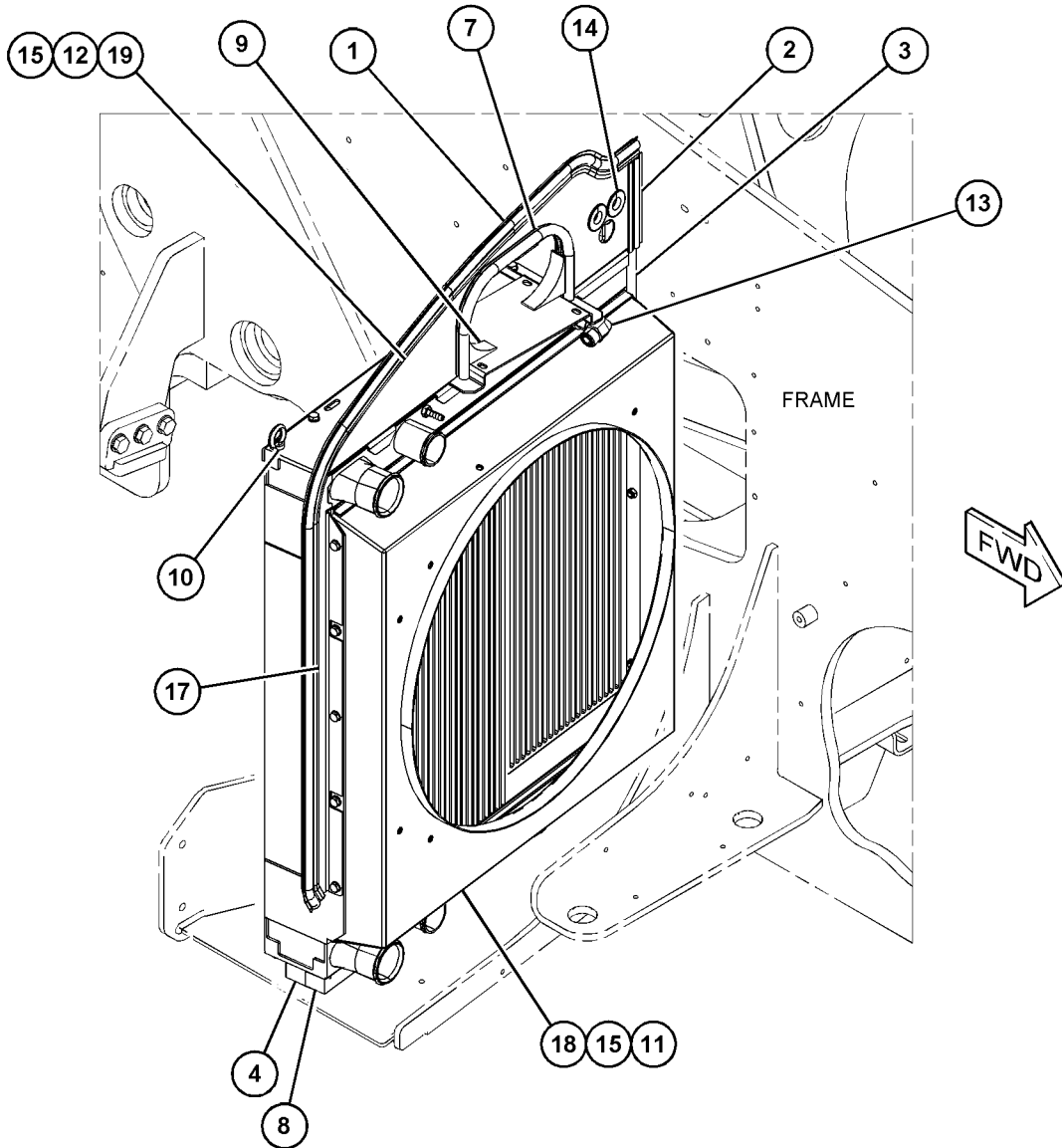
M - METRIC PART

Y - SEPARATE ILLUSTRATION

COOLING SYSTEM

495-6117 RADIATOR & MOUNTING GP (contd.)

106601085



(VIEWED FROM BOTTOM)

GRAPHIC #1

<END>

g06092550

COOLING SYSTEM

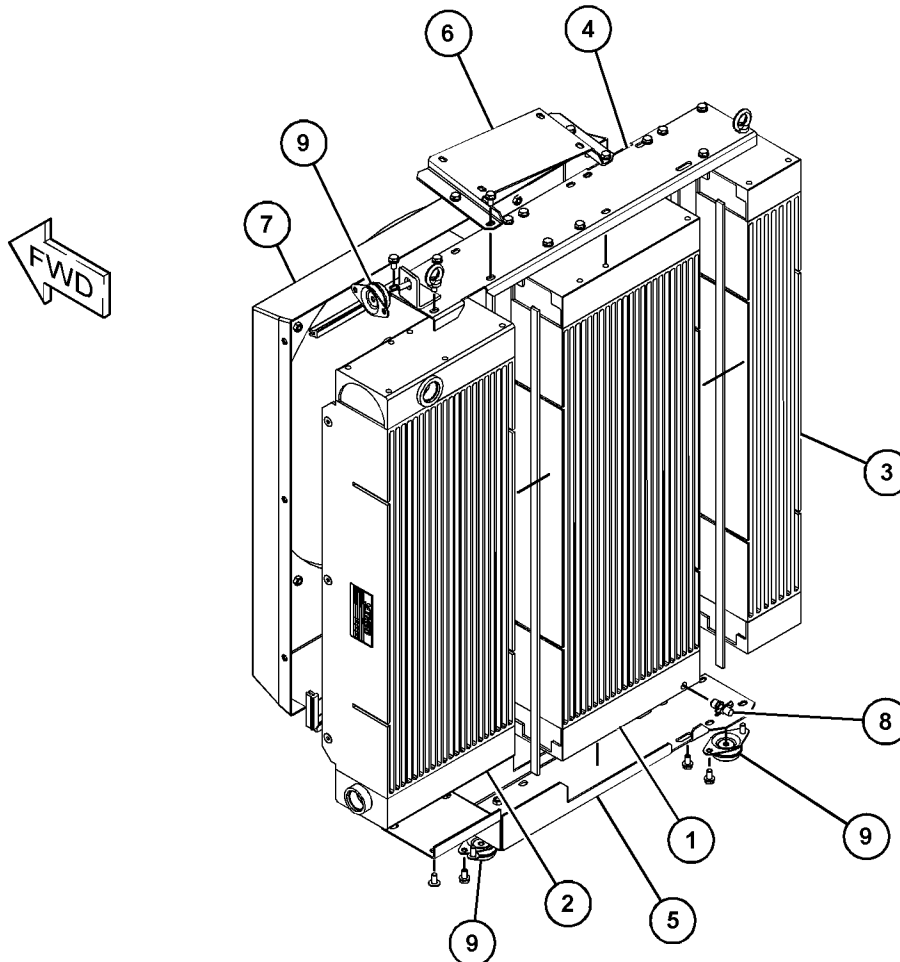
495-6123 RADIATOR GP PART OF 495-6117 RADIATOR & MOUNTING GP AN ATTACHMENT

SMCS-1353

i06709853

NOTE	REF NO	GRAPHIC REF	PART NUMBER	QTY	PART NAME						SEE PAGE
					1	2	3	4	5	6 (PRODUCT LEVEL)	
	1	1	510-8425	1	COOLER						
	2	1	510-8426	1	COOLER						
	3	1	510-8427	1	COOLER						
	4	1	510-8428	1	BRACKET						
	5	1	510-8429	1	BRACKET						
	6	1	510-8430	1	BRACKET						
	7	1	510-8431	1	SHROUD						
	8	1	458-8403	1	VALVE AS-DRAIN						
	9	1	500-0786	3	MOUNT						

PARTS SHOWN IN GRAPHIC(S) WITHOUT A REFERENCE NUMBER ARE NOT SERVICED SEPARATELY



GRAPHIC #1

<END>

g06140149

COOLING SYSTEM

492-2927 TANK GP-COOLANT

7.3-LITERS (1.9-US GAL)

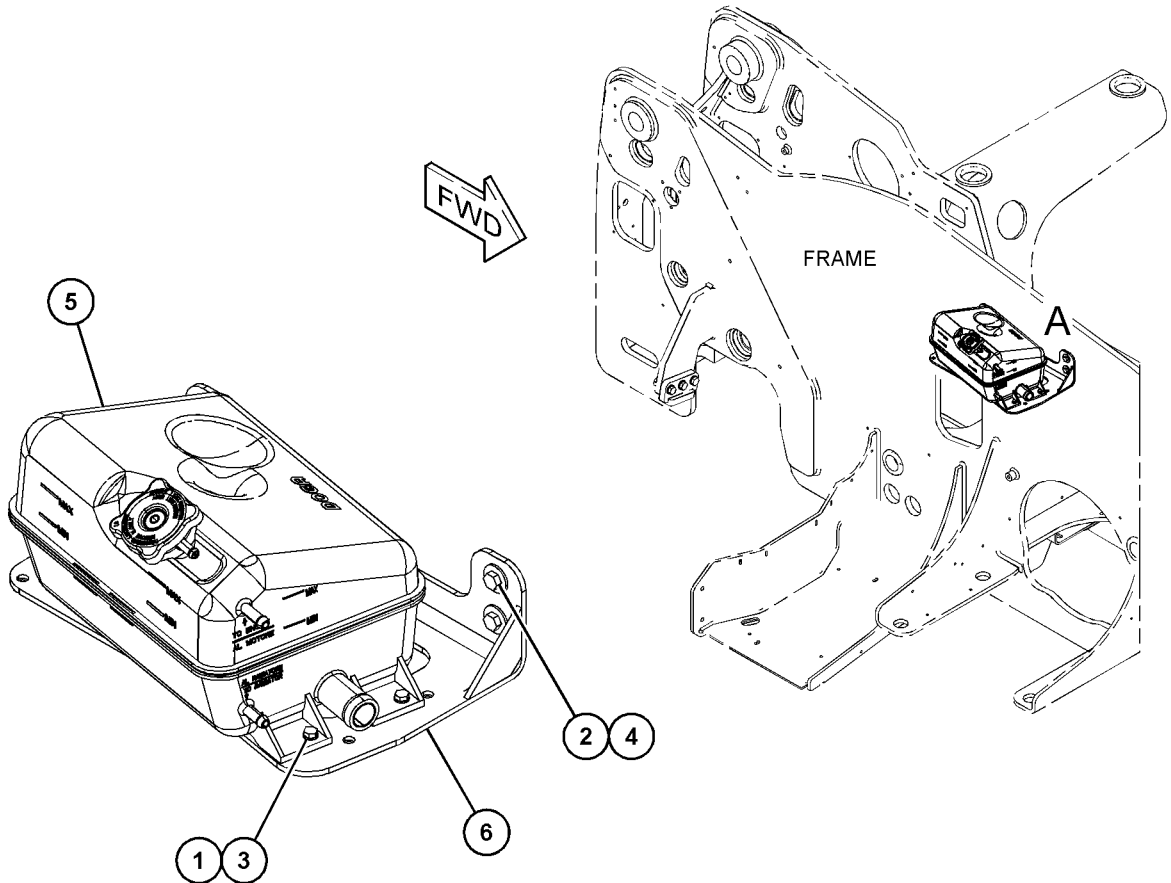
PART OF 503-5065, 506-2061 ENGINE AR-COMplete
AN ATTACHMENT

SMCS-1354, 1377

i06595310

NOTE	REF NO	GRAPHIC REF	PART NUMBER	QTY	PART NAME						SEE PAGE
					1	2	3	4	5	6 (PRODUCT LEVEL)	
M	1	1	8T-4138	4	BOLT (M6X1X20-MM)						
M	2	1	8T-4189	4	BOLT (M8X1.25X20-MM)						
	3	1	8T-4205	4	WASHER-HARD (7.2X14.5X2-MM THK)						
	4	1	309-3997	4	WASHER (8.4X25X2-MM THK)						
	5	1	459-1949	1	TANK AS-EXPANSION						
	6	1	492-2928	1	BRACKET AS						

M - METRIC PART



VIEW OF AREA A

GRAPHIC #1

<END>

g06055407

AIR INLET AND EXHAUST SYSTEM

481-3085 AIR CLEANER GP

PART OF 495-0035 AIR CLEANER GP
AN ATTACHMENT

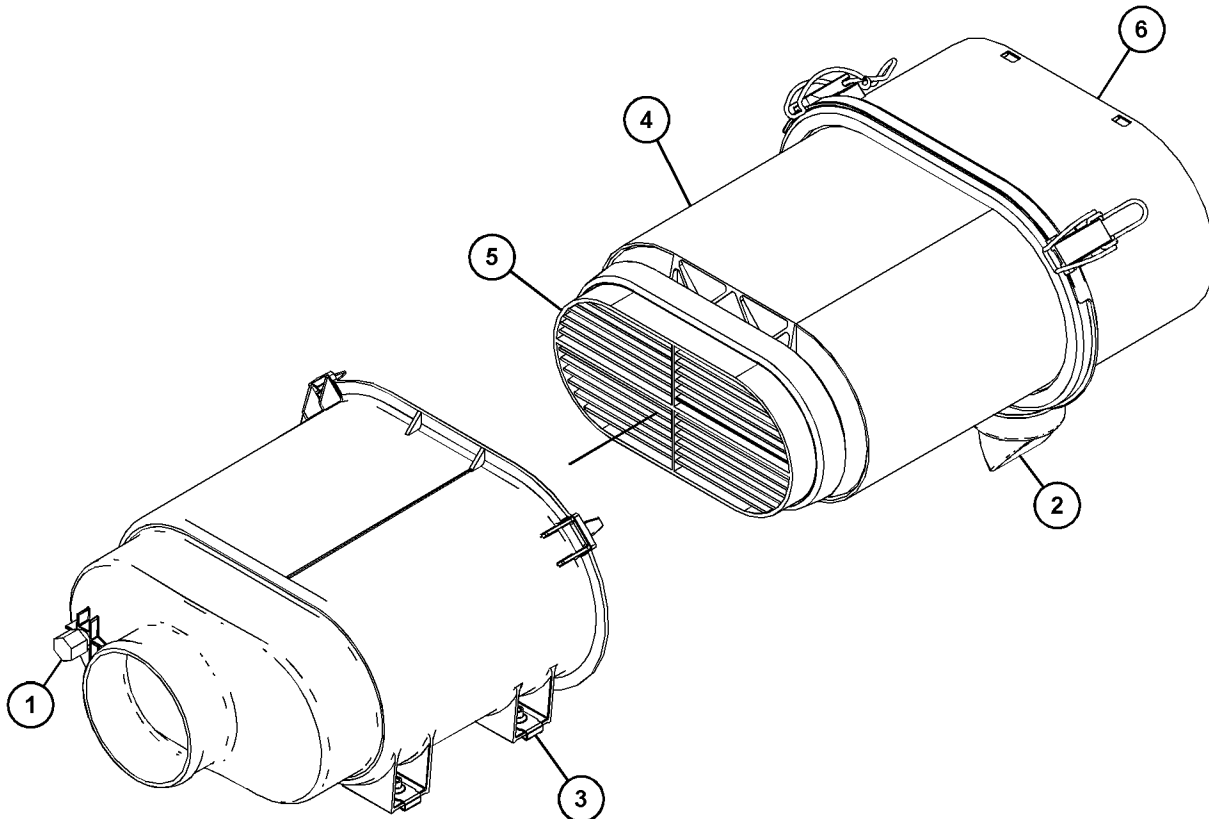
SMCS-1051, 1054

i06622558

NOTE	REF NO	GRAPHIC REF	PART NUMBER	QTY	PART NAME						SEE PAGE
					1	2	3	4	5	6 (PRODUCT LEVEL)	
	1	1	068-1270	1	CAP (DRY COOLER)						
	2	1	112-9717	1	VALVE-DUST (AIR CLEANER)						
M	3	1	172-8591	4	NUT-SPRING (M6X1-THD)						
	4	1	325-2003	1	FILTER ELEMENT-AIR (PRIMARY)						
	5	1	325-2004	1	FILTER ELEMENT-AIR (SECONDARY)						
	6	1	486-2363	1	COVER AS						
		1	139-8794	2	LATCH						

PARTS SHOWN IN GRAPHIC(S) WITHOUT A REFERENCE NUMBER ARE NOT SERVICED SEPARATELY

M - METRIC PART



GRAPHIC #1

<END>

g06060878

AIR INLET AND EXHAUST SYSTEM

495-0035 AIR CLEANER GP

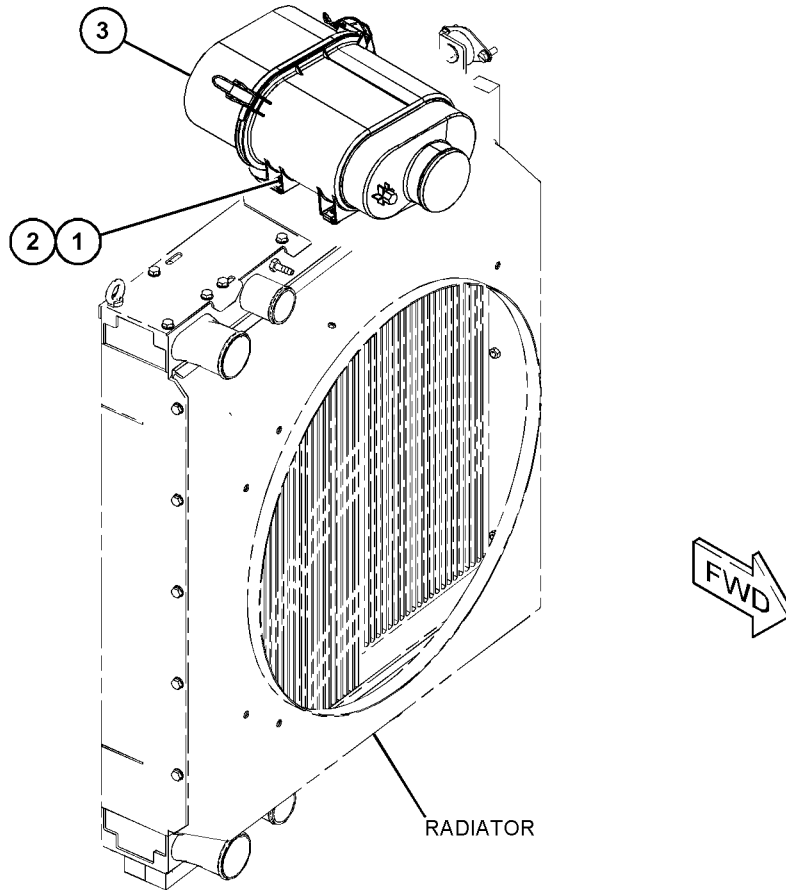
PART OF 503-5065, 506-2061 ENGINE AR-COMplete
AN ATTACHMENT

SMCS-1051, 1054

i06601076

NOTE	REF NO	GRAPHIC REF	PART NUMBER	QTY	PART NAME						SEE PAGE
					1	2	3	4	5	6 (PRODUCT LEVEL)	
M	1	1	8T-4138	4	BOLT (M6X1X20-MM)						
	2	1	5W-1417	4	WASHER (6.4X18X1.6-MM THK)						
Y	3	1	481-3085	1	AIR CLEANER GP						72

M - METRIC PART
Y - SEPARATE ILLUSTRATION



GRAPHIC #1

<END>

g06055206

AIR INLET AND EXHAUST SYSTEM

516-8764 CATALYST GP

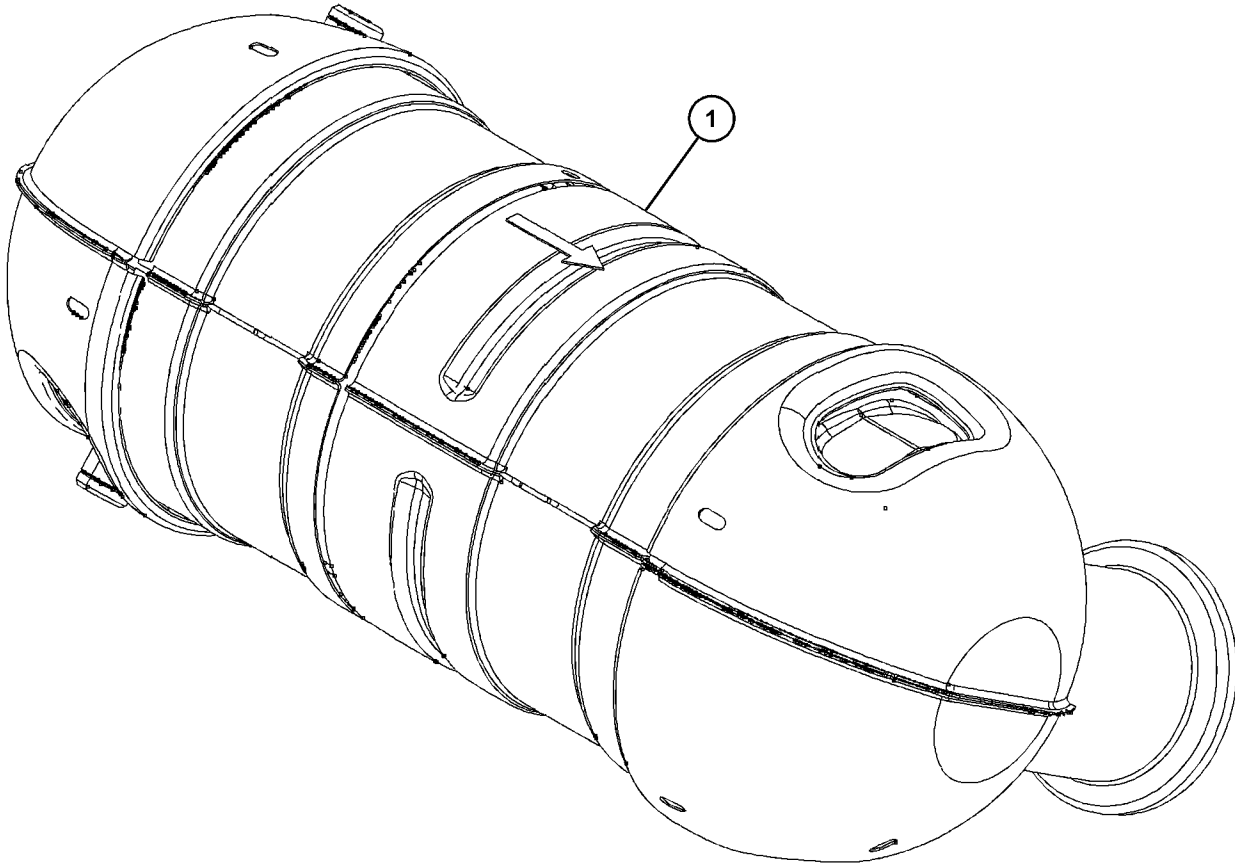
S/N: TD21-UP

PART OF 492-2140 ENGINE AR-PRIMARY
AN ATTACHMENT

SMCS-1091

i06814023

NOTE	REF NO	GRAPHIC REF	PART NUMBER	QTY	PART NAME						SEE PAGE
					1	2	3	4	5	6 (PRODUCT LEVEL)	
	1	1	516-2476	1	CATALYST						



GRAPHIC #1

<END>

g06126218

AIR INLET AND EXHAUST SYSTEM

516-9487 CATALYST GP

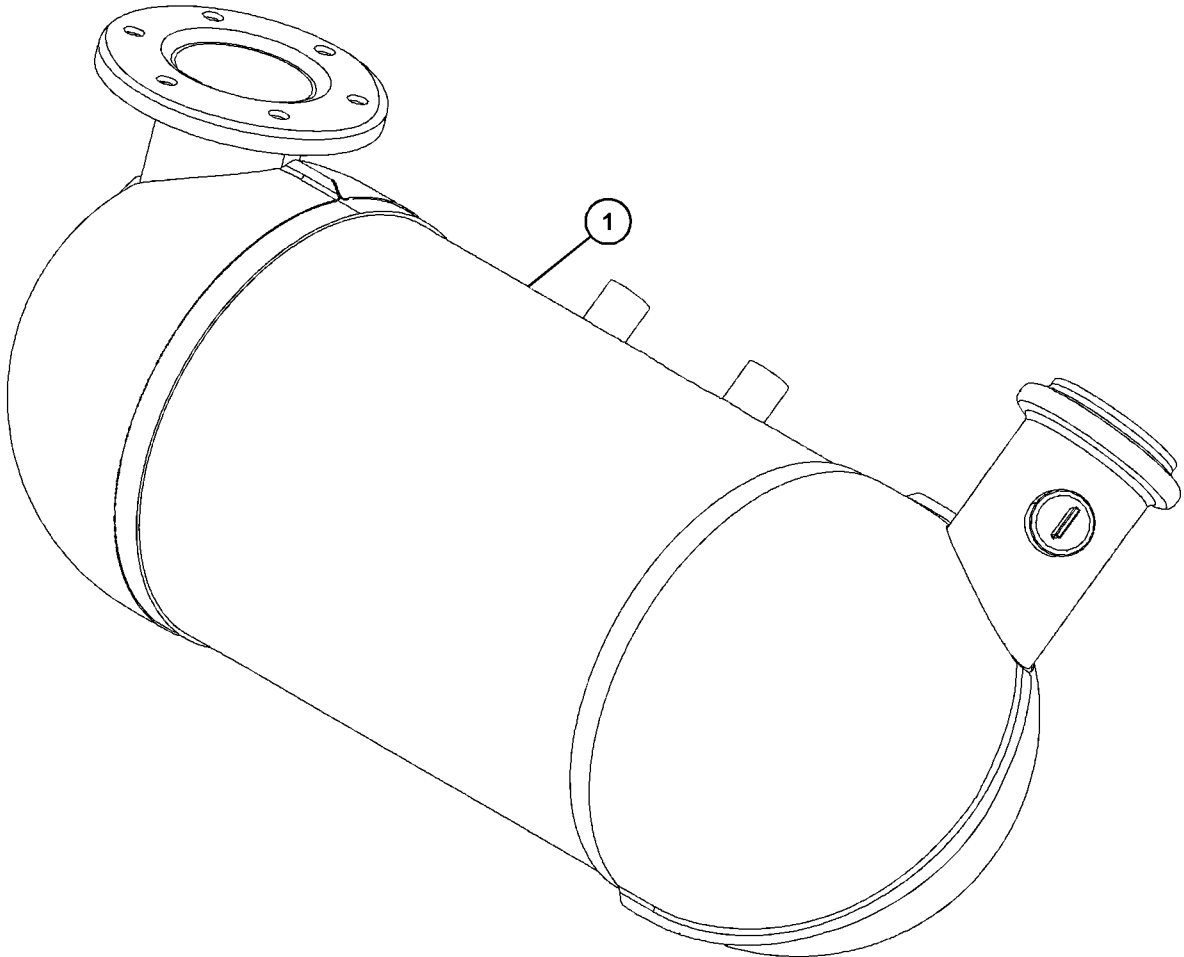
S/N: TD21-UP

PART OF 492-2140 ENGINE AR-PRIMARY
AN ATTACHMENT

SMCS-1091

i06814159

NOTE	REF NO	GRAPHIC REF	PART NUMBER	QTY	PART NAME						SEE PAGE
					1	2	3	4	5	6 (PRODUCT LEVEL)	
	1	1	516-2482	1	CATALYST						



GRAPHIC #1

<END>

g06127419

AIR INLET AND EXHAUST SYSTEM

516-9458 CLAMP GP-EXHAUST MOUNTING

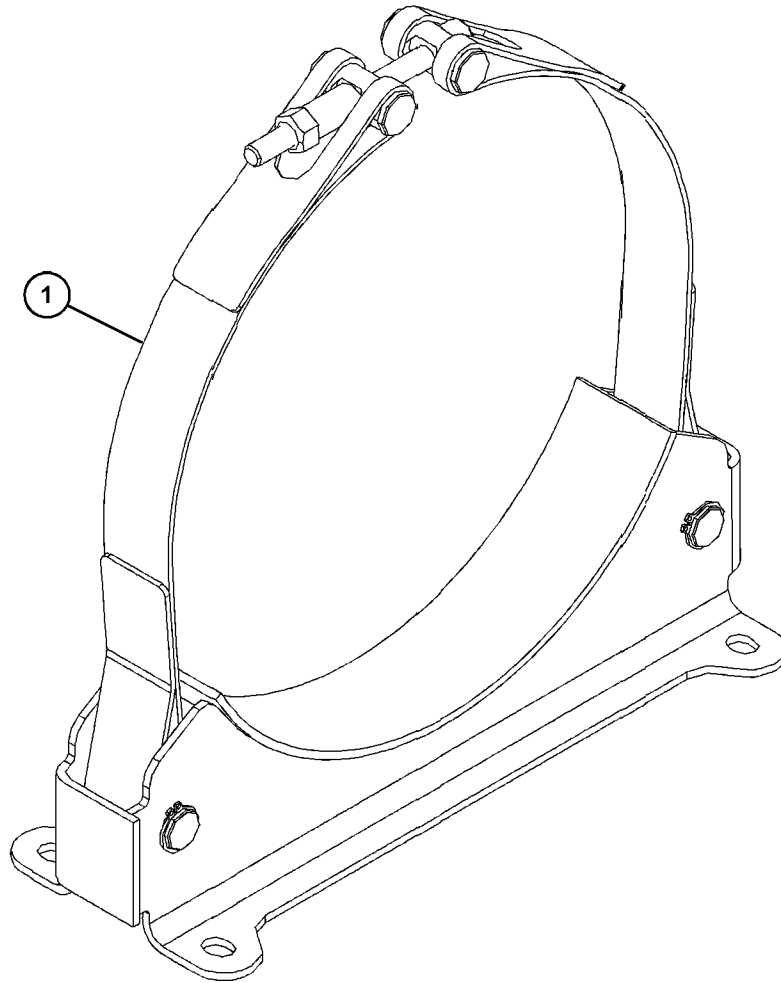
S/N: TD21-UP

PART OF 492-2140 ENGINE AR-PRIMARY
AN ATTACHMENT

SMCS-107C

i06814140

NOTE	REF NO	GRAPHIC REF	PART NUMBER	QTY	PART NAME						SEE PAGE
					1	2	3	4	5	6 (PRODUCT LEVEL)	
	1	1	516-2423	1	HOLDER						



GRAPHIC #1

<END>

g06127968

AIR INLET AND EXHAUST SYSTEM

516-9565 CLAMP-BAND

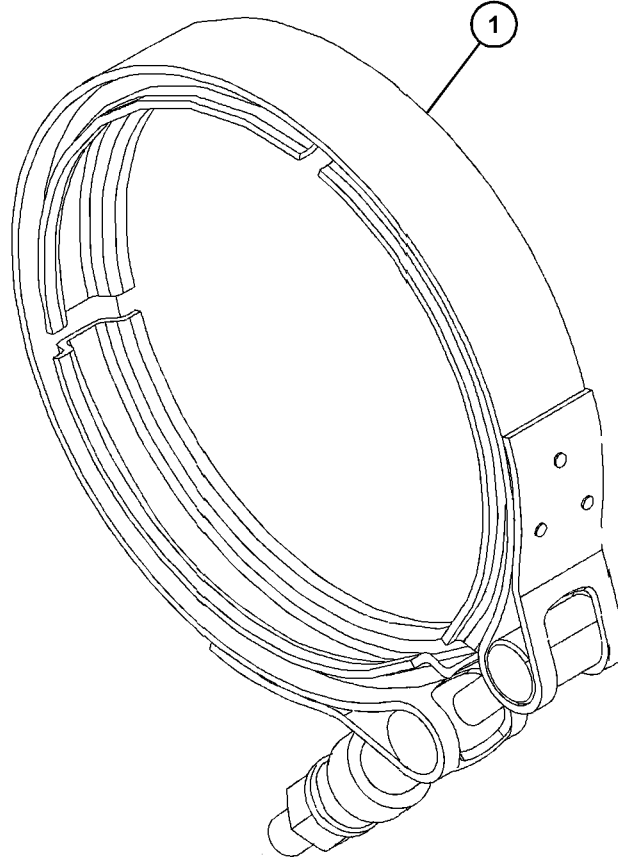
S/N: TD21-UP

PART OF 492-2140 ENGINE AR-PRIMARY
AN ATTACHMENT

SMCS-1071

i06814166

NOTE	REF NO	GRAPHIC REF	PART NUMBER	QTY	PART NAME						SEE PAGE
					1	2	3	4	5	6 (PRODUCT LEVEL)	
	1	1	516-9520	1	CLAMP AS						
		1	459-3336	1	NUT						



GRAPHIC #1

<END>

g06132631

AIR INLET AND EXHAUST SYSTEM

516-9341 COMPENSATOR GP-EXHAUST

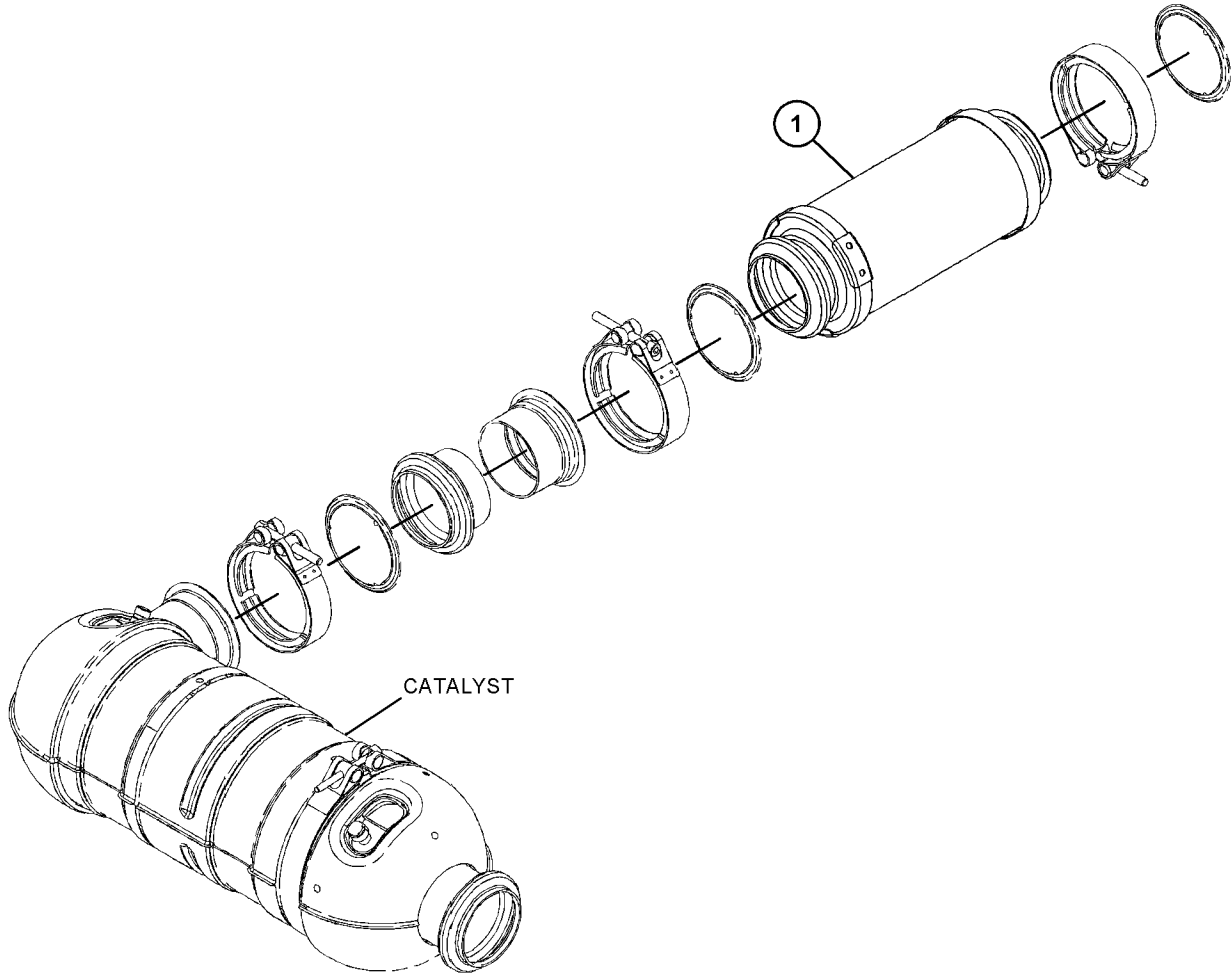
S/N: TD21-UP

PART OF 492-2140 ENGINE AR-PRIMARY
AN ATTACHMENT

SMCS-1061, 108U, 1092

i06814092

NOTE	REF NO	GRAPHIC REF	PART NUMBER	QTY	PART NAME 1 2 3 4 5 6 (PRODUCT LEVEL)	SEE PAGE
	1	1	459-3339	1	COMPENSATOR	



GRAPHIC #1

<END>

g06127496

AIR INLET AND EXHAUST SYSTEM

516-9350 COMPENSATOR GP-EXHAUST

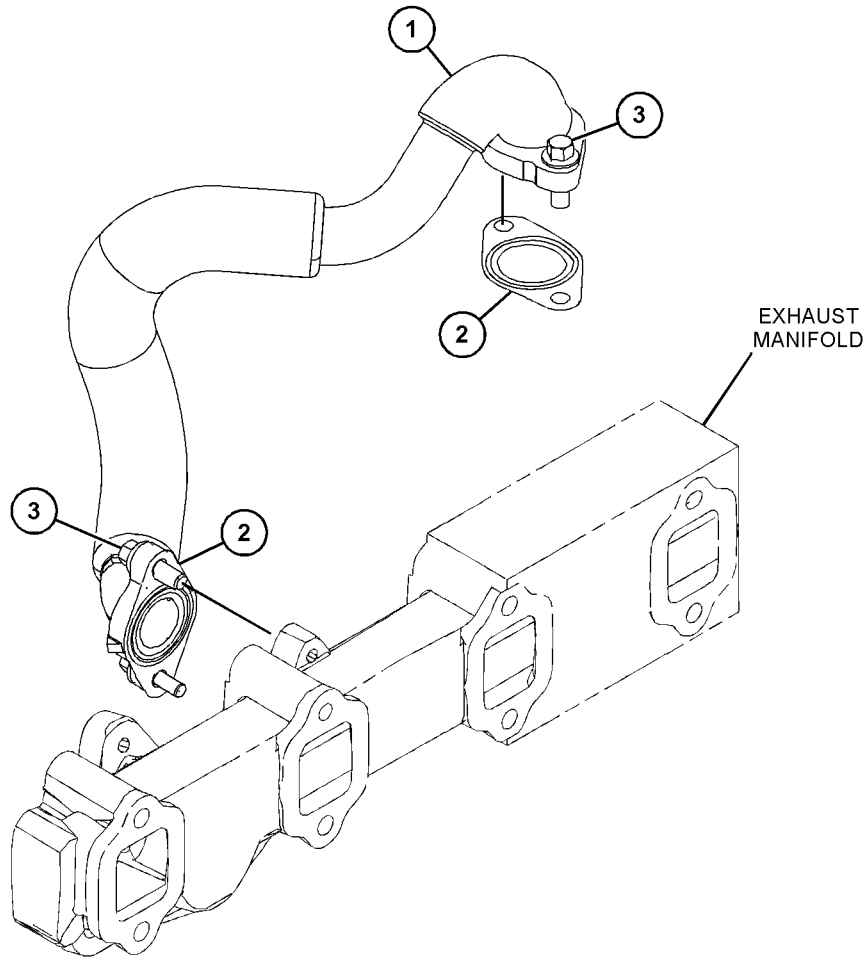
S/N: TD21-UP

PART OF 492-2140 ENGINE AR-PRIMARY
AN ATTACHMENT

SMCS-1061, 108U, 1092

i06814100

NOTE	REF NO	GRAPHIC REF	PART NUMBER	QTY	PART NAME						SEE PAGE
					1	2	3	4	5	6 (PRODUCT LEVEL)	
	1	1	516-1394	1	COMPENSATOR						
	2	1	459-2651	2	GASKET						
	3	1	459-2659	4	BOLT						



GRAPHIC #1

<END>

g06127532

AIR INLET AND EXHAUST SYSTEM

516-8881 COOLER GP-EXHAUST (NRS)

S/N: TD21-UP

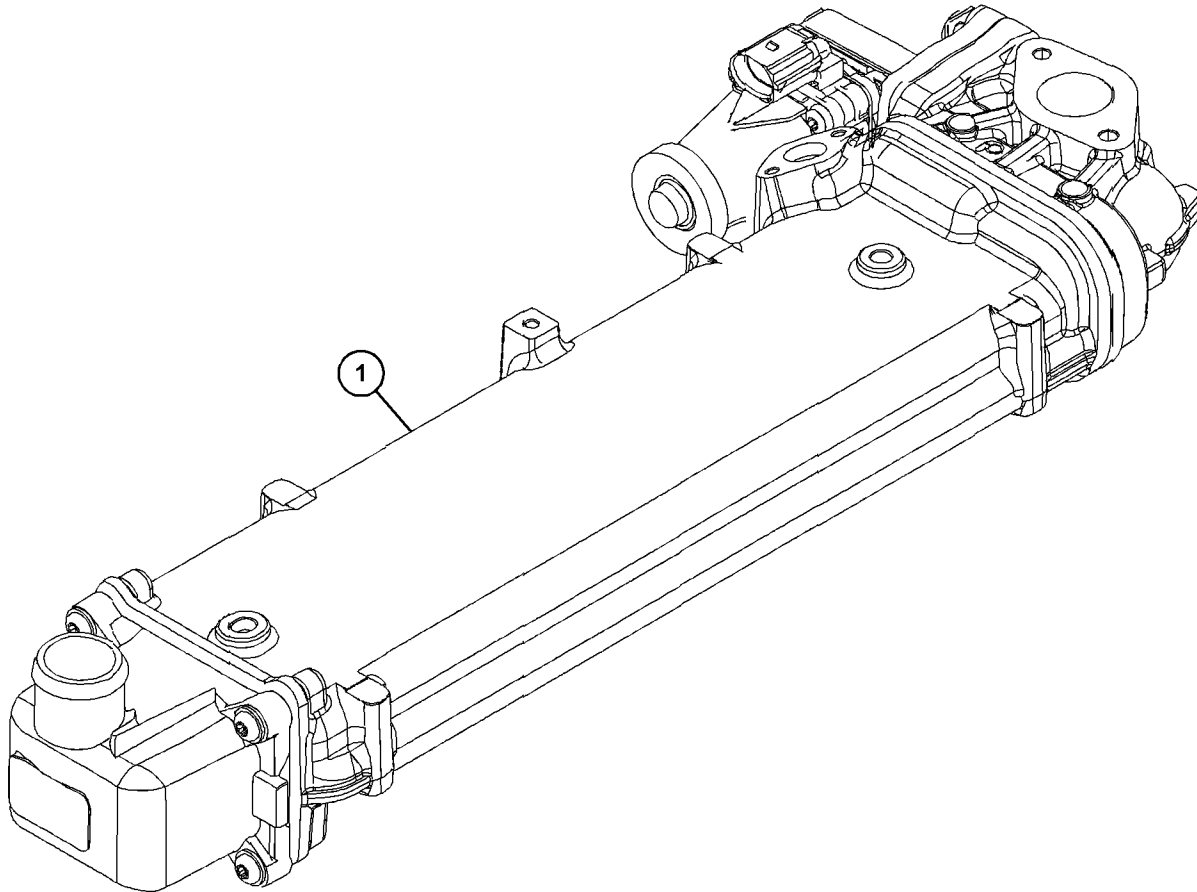
PART OF 492-2140 ENGINE AR-PRIMARY
AN ATTACHMENT

SMCS-1061, 1087, 108C, 108G

i06814050

NOTE	REF NO	GRAPHIC REF	PART NUMBER	QTY	PART NAME						SEE PAGE
					1	2	3	4	5	6 (PRODUCT LEVEL)	
Y	1	1	516-5218	1	VALVE & MOUNTING GP (NRS)						107

Y - SEPARATE ILLUSTRATION



GRAPHIC #1

<END>

g06131555

AIR INLET AND EXHAUST SYSTEM

516-8770 EXHAUST GP

S/N: TD21-UP

PART OF 492-2140 ENGINE AR-PRIMARY
AN ATTACHMENT

SMCS-1061, 1062

i06814044

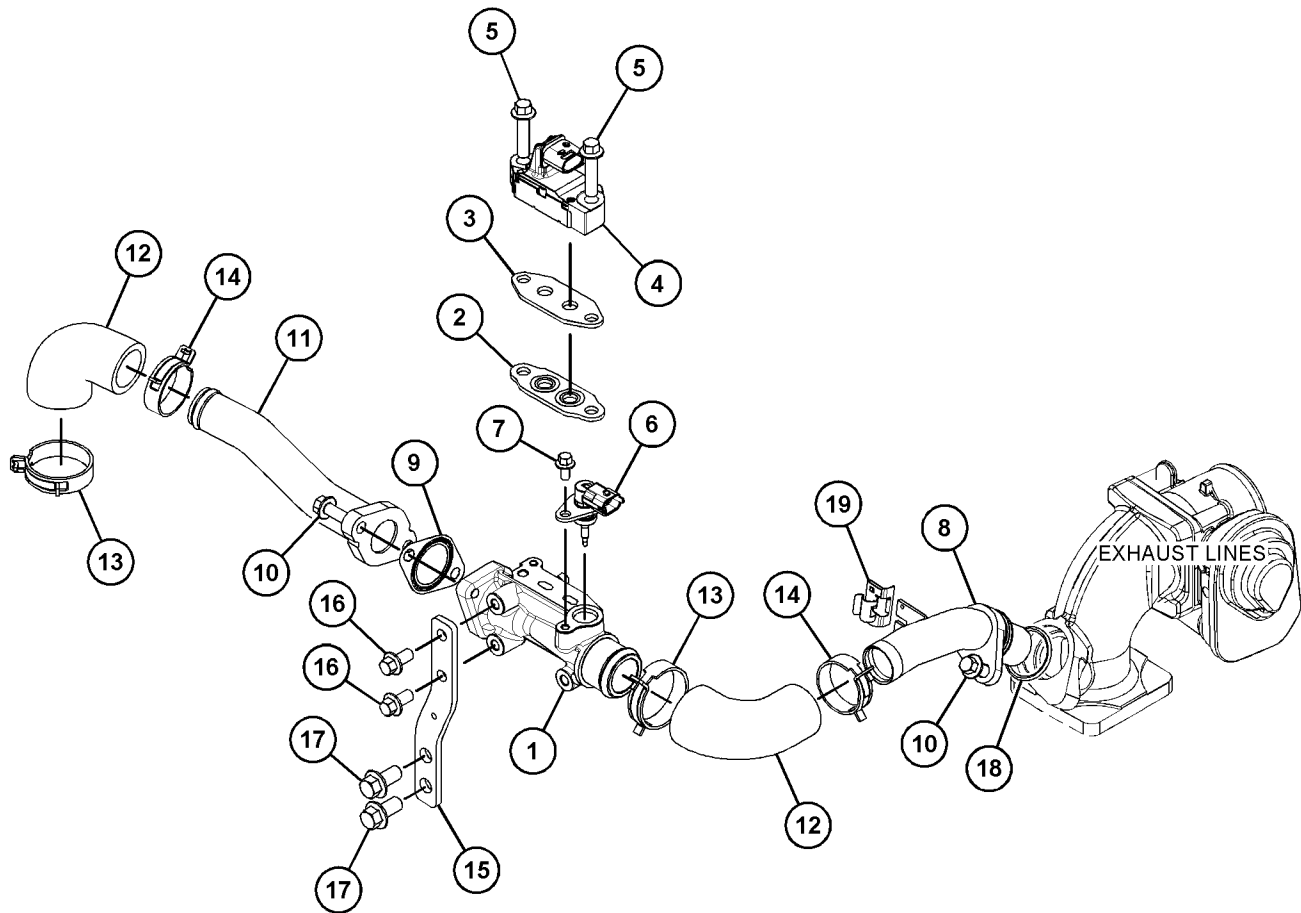
NOTE	REF NO	GRAPHIC REF	PART NUMBER	QTY	PART NAME						SEE PAGE
					1	2	3	4	5	6 (PRODUCT LEVEL)	
	1	1	516-4417	1	TUBE AS						
		1	516-1402	1	PIN-STRAIGHT						
		1	516-1398	2	SCREW						
	2	1	516-1408	1	INSULATOR						
	3	1	516-1416	1	ADAPTER						
	4	1	516-4428	1	RING AS-SEAL						
		1	516-1434	2	RING-SEAL						
	5	1	516-1500	2	BOLT						
	6	1	516-4465	1	TRANSMITTER AS						
		1	516-1505	1	SEAL-O-RING						
	7	1	447-2101	1	BOLT						
Y	8	1	516-3577	1	PIPE GP-EXHAUST						99
	9	1	459-2651	1	GASKET						
	10	1	447-2149	3	BOLT-HEAD						
	11	1	516-1380	1	PIPE						
	12	1	516-1381	2	ELBOW-HOSE						
	13	1	459-2682	2	CLAMP						
	14	1	459-3272	2	CLAMP						
	15	1	516-1382	1	BRACKET						
	16	1	447-2153	2	BOLT-HEAD						
	17	1	516-1552	2	BOLT						
	18	1	516-1557	1	SEAL-O-RING						
	19	1	447-2183	1	BRACKET						

Y - SEPARATE ILLUSTRATION

AIR INLET AND EXHAUST SYSTEM

516-8770 EXHAUST GP (contd.)

i06814044



GRAPHIC #1

<END>

g06138434

AIR INLET AND EXHAUST SYSTEM

495-2029 LINES GP-AIR

S/N: TD21-UP

PART OF 503-5065 ENGINE AR-COMPLETE
AN ATTACHMENT

SMCS-1071

i06601081

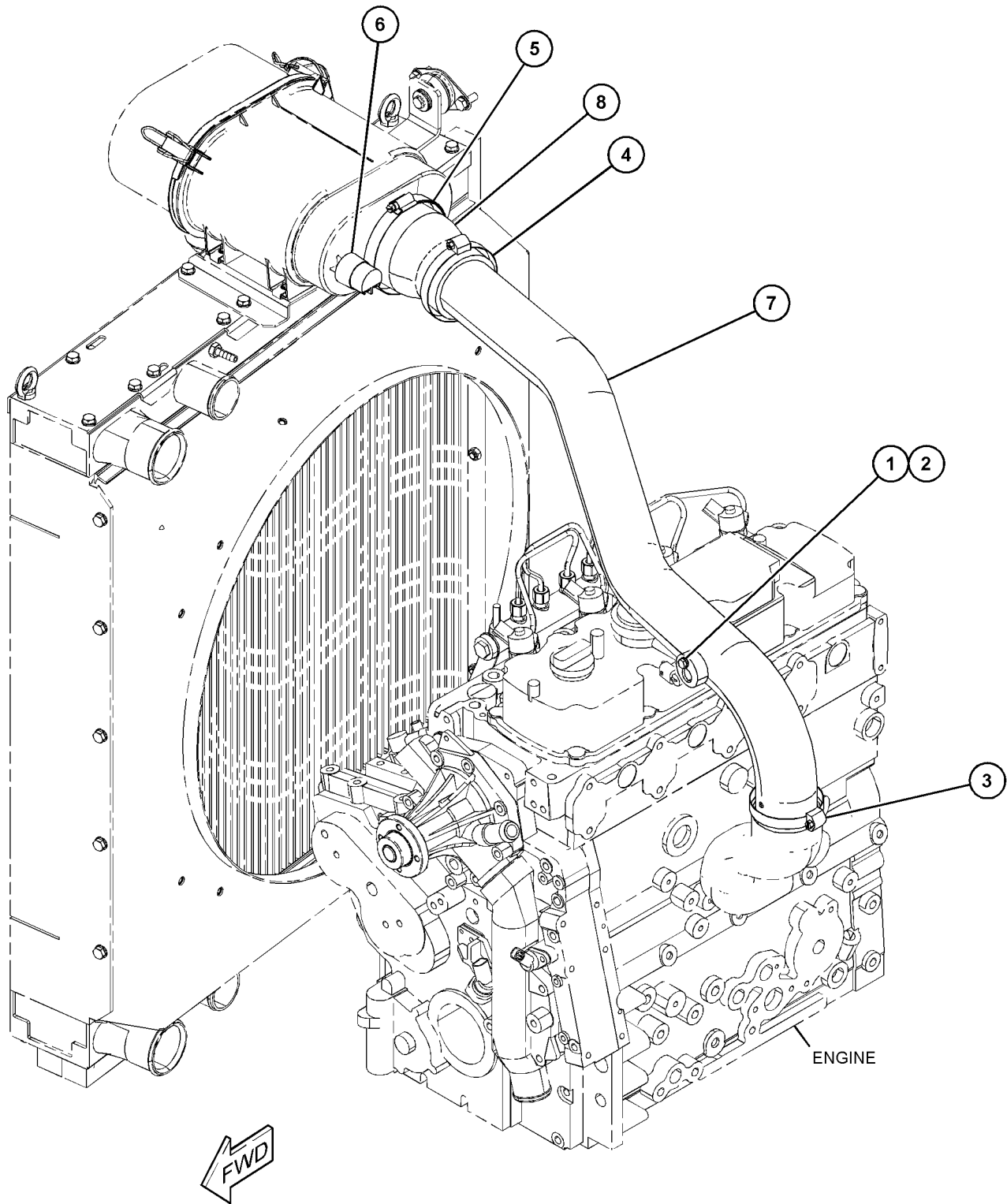
NOTE	REF NO	GRAPHIC REF	PART NUMBER	QTY	PART NAME						SEE PAGE
					1	2	3	4	5	6	
M	1	1	312-3282	1	SCREW (M6X1.0X10-MM)						
	2	1	8T-4205	1	WASHER-HARD (7.2X14.5X2-MM THK)						
	3	1	309-6461	1	CLAMP						
	4	1	3E-7404	1	CLAMP-HOSE						
	5	1	343-7049	1	CLAMP						
	6	1	459-1932	1	INDICATOR (AIR CLEANER)						
	7	1	495-0058	1	TUBE AS						
	8	1	495-0059	1	HOSE						

M - METRIC PART

AIR INLET AND EXHAUST SYSTEM

495-2029 LINES GP-AIR (contd.)

i06601081



GRAPHIC #1

<END>

g06049609

AIR INLET AND EXHAUST SYSTEM

495-2331 LINES GP-AIR-AIR CLEANER, LESSER REGULATED

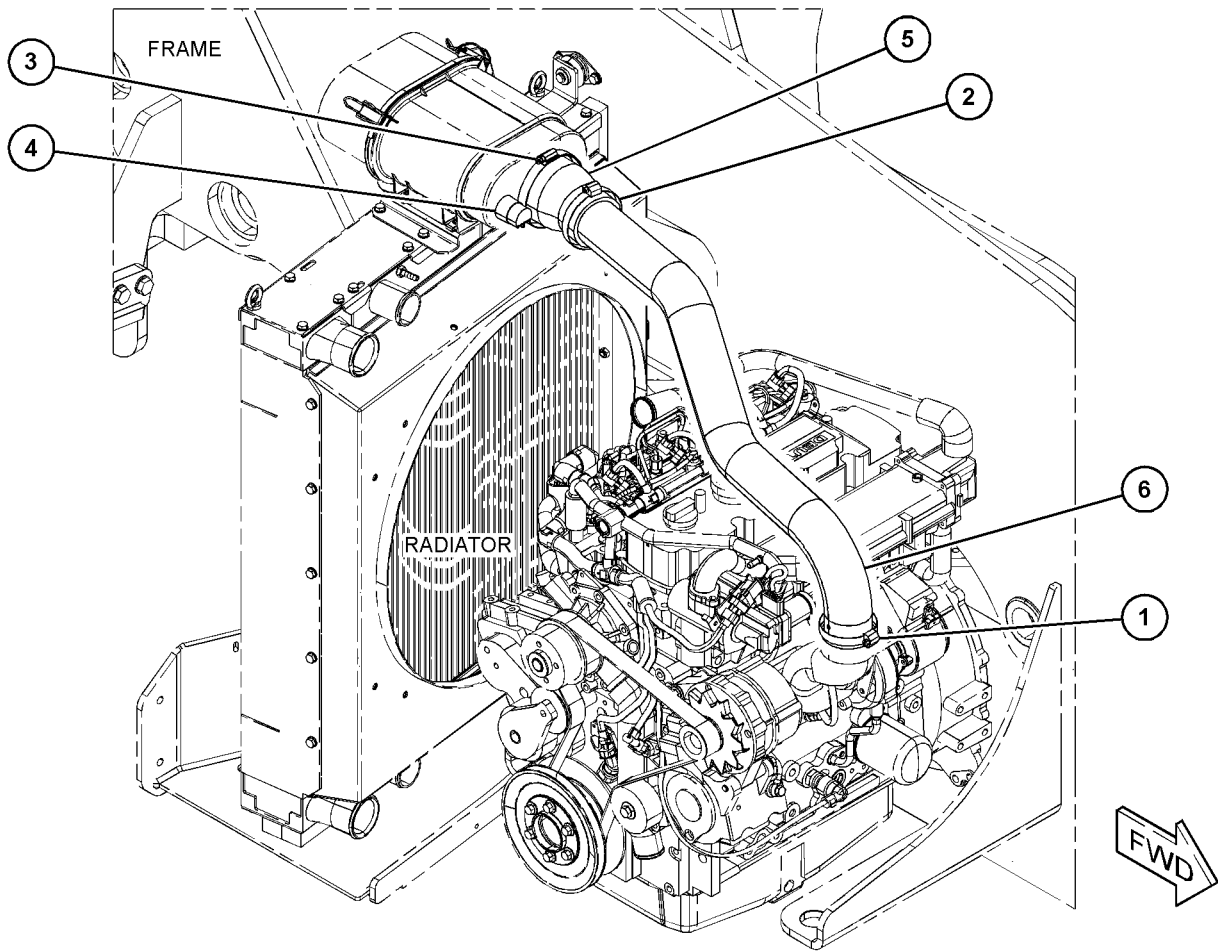
S/N: TD31-UP

PART OF 506-2061 ENGINE AR-COMplete
AN ATTACHMENT

SMCS-1071

i06604864

NOTE	REF NO	GRAPHIC REF	PART NUMBER	QTY	PART NAME						SEE PAGE
					1	2	3	4	5	6 (PRODUCT LEVEL)	
	1	1	309-6461	1	CLAMP						
	2	1	3E-7404	1	CLAMP-HOSE						
	3	1	343-7049	1	CLAMP						
	4	1	459-1932	1	INDICATOR (AIR CLEANER)						
	5	1	495-0059	1	HOSE						
	6	1	495-2329	1	TUBE						



GRAPHIC #1

<END>

g06095332

AIR INLET AND EXHAUST SYSTEM

495-6130 LINES GP-AIR-AFTERCOOLER, LESSER REGULATED

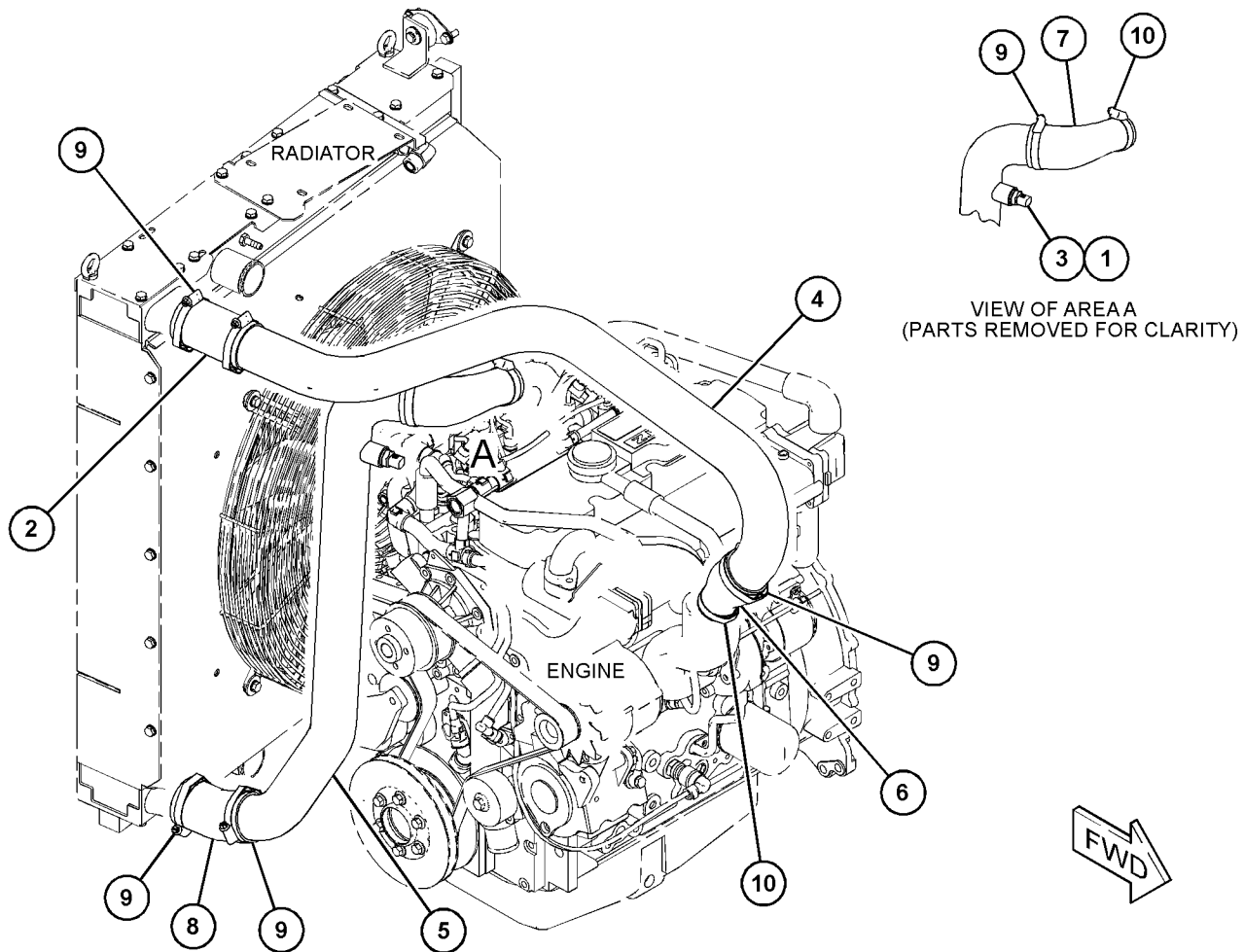
S/N: TD31-UP

PART OF 506-2061 ENGINE AR-COMplete
AN ATTACHMENT

SMCS-1071

i06604865

NOTE	REF NO	GRAPHIC REF	PART NUMBER	QTY	PART NAME						SEE PAGE
					1	2	3	4	5	6 (PRODUCT LEVEL)	
	1	1	8T-7524	1	SEAL-O-RING						
	2	1	425-5274	1	HOSE						
	3	1	256-6454	1	SENSOR-TEMPERATURE						
	4	1	495-6131	1	TUBE-AIR						
	5	1	495-6132	1	TUBE-AIR						
	6	1	495-6133	1	HOSE						
	7	1	495-6134	1	HOSE						
	8	1	478-2095	1	SLEEVE						
	9	1	513-2327	6	CLAMP-HOSE						
	10	1	513-2328	2	CLAMP-HOSE						



GRAPHIC #1

<END>

g06140990

AIR INLET AND EXHAUST SYSTEM

495-7639 LINES GP-AIR

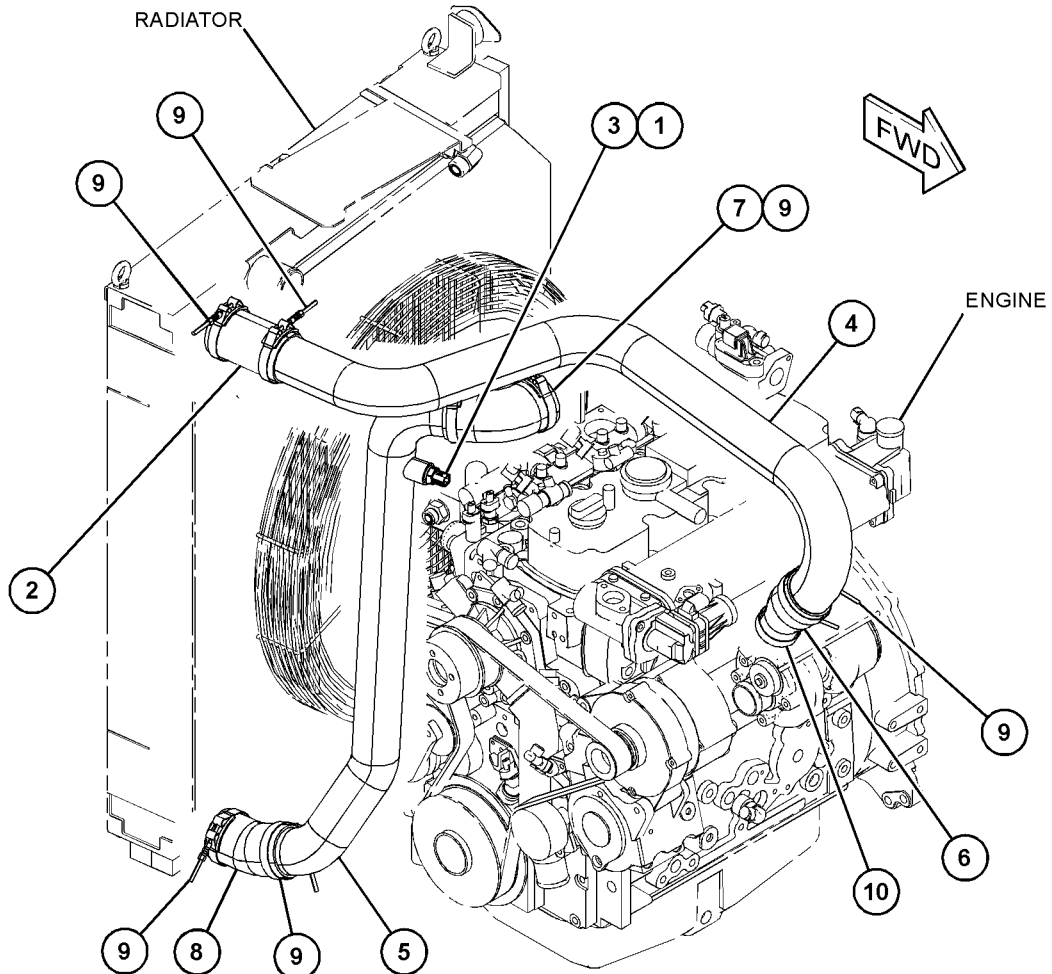
S/N: TD21-UP

PART OF 503-5065 ENGINE AR-COMplete
AN ATTACHMENT

SMCS-1071

i06809369

NOTE	REF NO	GRAPHIC REF	PART NUMBER	QTY	PART NAME						SEE PAGE
					1	2	3	4	5	6	
	1	1	8T-7524	1	SEAL-O-RING						
	2	1	425-5274	1	HOSE						
	3	1	256-6454	1	SENSOR-TEMPERATURE (AIR)						
	4	1	495-6131	1	TUBE-AIR						
	5	1	495-6132	1	TUBE-AIR						
	6	1	495-6133	1	HOSE						
	7	1	495-7592	1	HOSE						
	8	1	478-2095	1	SLEEVE						
	9	1	513-2327	7	CLAMP-HOSE						
	10	1	513-2328	1	CLAMP-HOSE						



GRAPHIC #1

<END>

g06042828

AIR INLET AND EXHAUST SYSTEM

492-3116 LINES GP-DIESEL EXHAUST FLUID

S/N: TD21-UP

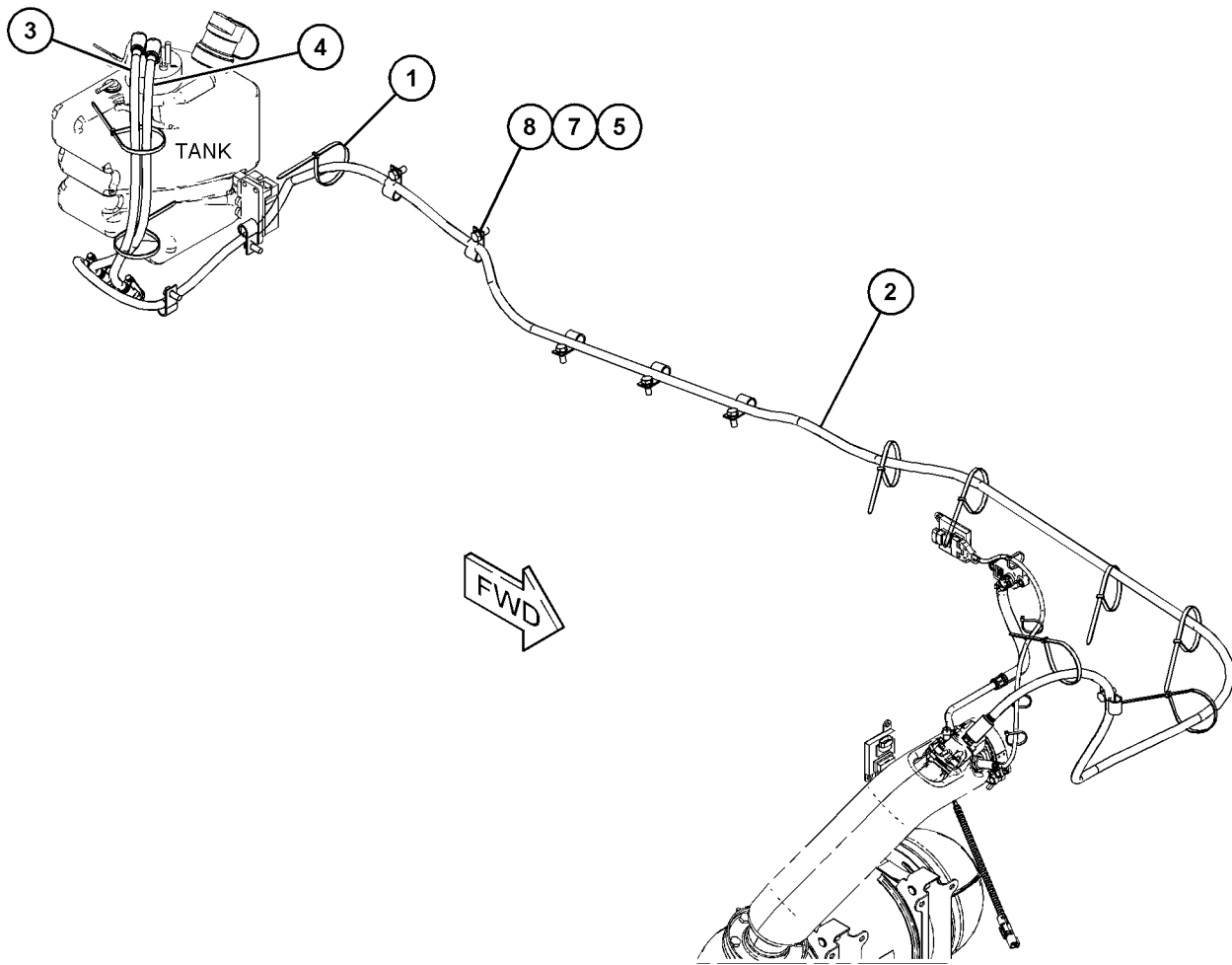
PART OF 495-0047 LINES GP-DIESEL EXHAUST FLUID
AN ATTACHMENT

SMCS-108K, 1091

i06601096

NOTE	REF NO	GRAPHIC REF	PART NUMBER	QTY	PART NAME						SEE PAGE
					1	2	3	4	5	6 (PRODUCT LEVEL)	
	1	1	7K-1181	9	STRAP-CABLE						
	2	1	492-2921	1	HOSE AS						
	3	1	492-2925	1	HOSE AS						
	4	1	492-2926	1	HOSE AS						
	5	1	4D-7735	8	CLIP						
	7	1	8T-4121	8	WASHER-HARD (11X21X2.5-MM THK)						
M	8	1	8T-4136	8	BOLT (M10X1.5X25-MM)						

M - METRIC PART



GRAPHIC #1

<END>

g06049608

AIR INLET AND EXHAUST SYSTEM

495-0047 LINES GP-DIESEL EXHAUST FLUID

S/N: TD21-UP

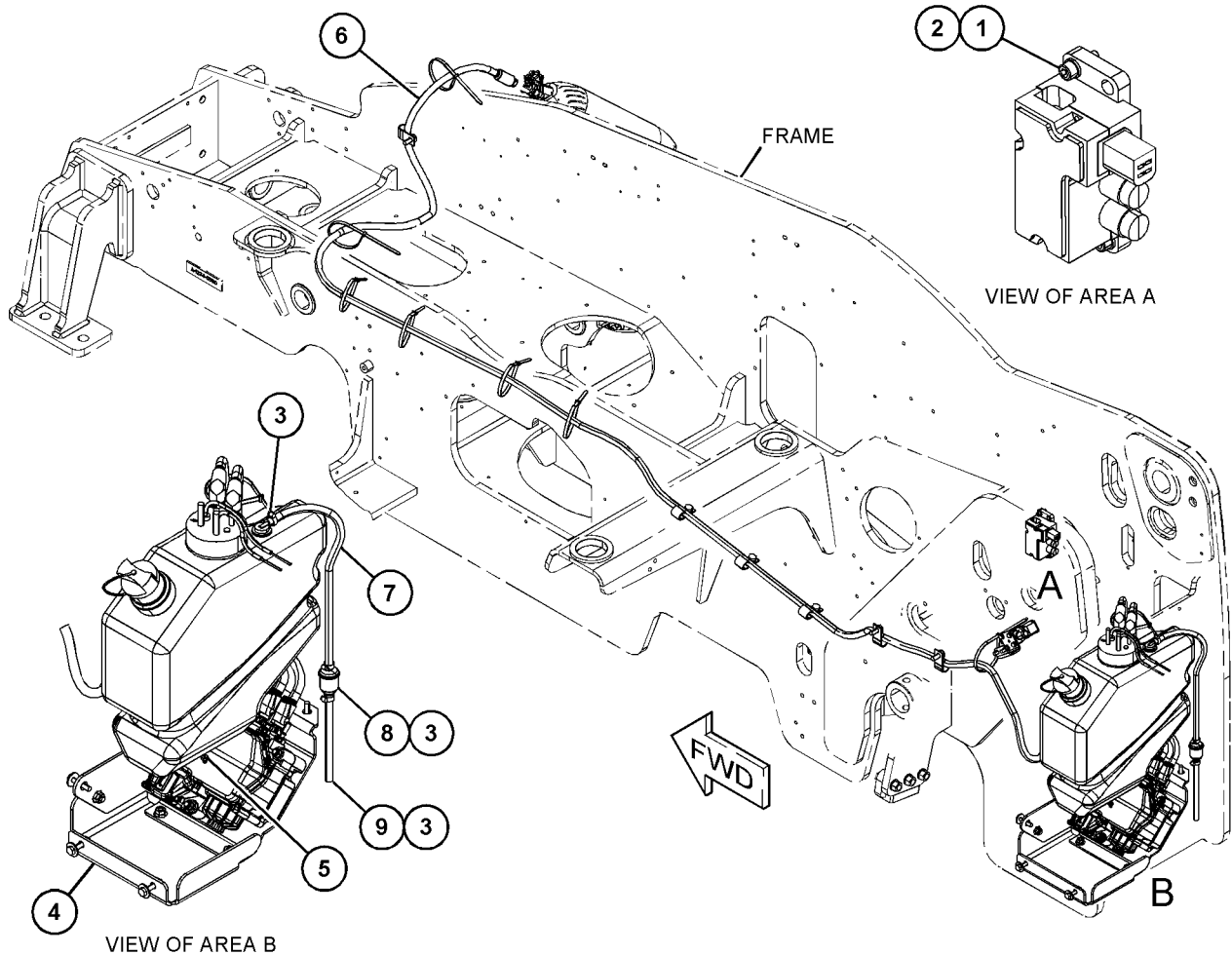
PART OF 503-5065 ENGINE AR-COMplete
AN ATTACHMENT

SMCS-108K, 1091

i06601078

NOTE	REF NO	GRAPHIC REF	PART NUMBER	QTY	PART NAME						SEE PAGE
					1	2	3	4	5	6 (PRODUCT LEVEL)	
M	1	1	105-3487	2	BOLT-SOCKET HEAD (M6X1X20-MM)						
	2	1	8T-4205	2	WASHER-HARD (7.2X14.5X2-MM THK)						
	3	1	1P-4278	3	CLAMP-HOSE						
Y	4	1	495-0052	1	VALVE GP-CONTROL						374
	5	1	495-0048	2	PLUG-BUTTON						
Y	6	1	492-3116	1	LINES GP-DIESEL EXHAUST FLUID						88
	7	1	495-0049	1	HOSE						
	8	1	495-0050	1	FILTER AS						
	9	1	495-0051	1	HOSE						

M - METRIC PART
Y - SEPARATE ILLUSTRATION



g06086303

AIR INLET AND EXHAUST SYSTEM

516-6800 LINES GP-TURBOCHARGER AIR

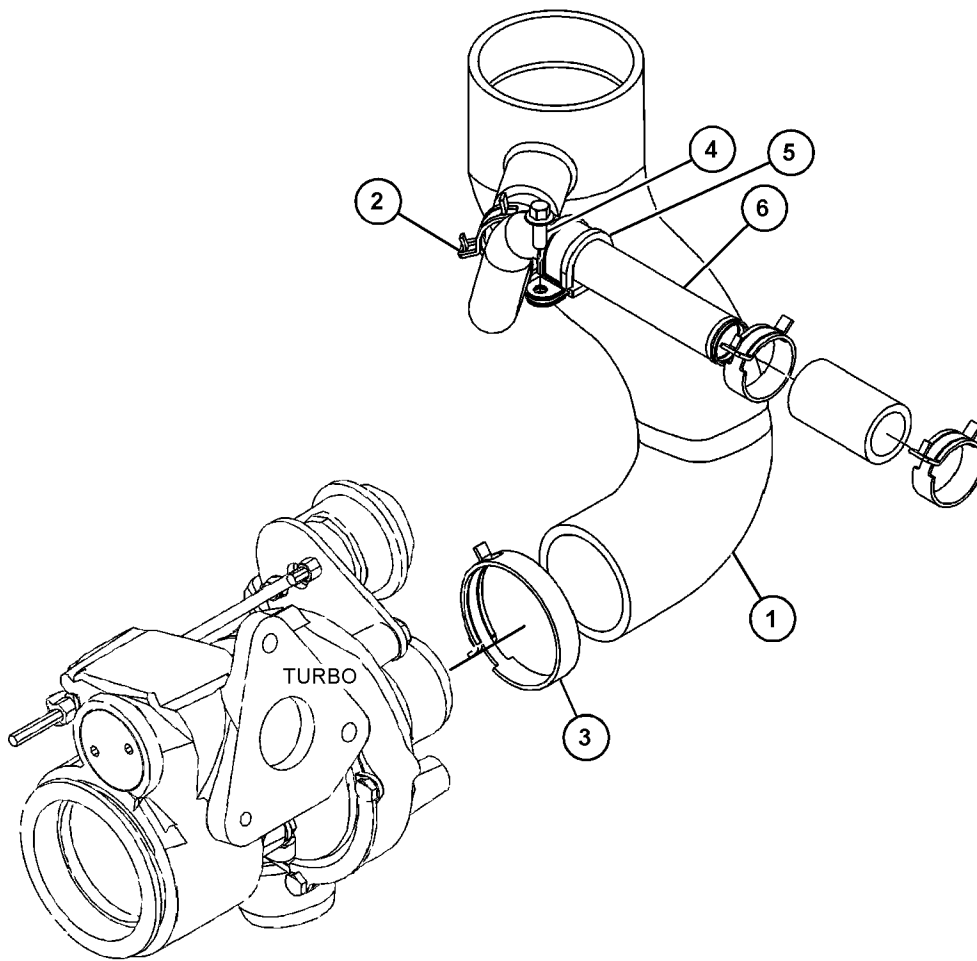
S/N: TD21-UP

PART OF 492-2140 ENGINE AR-PRIMARY
AN ATTACHMENT

SMCS-1052, 1071

i06812285

NOTE	REF NO	GRAPHIC REF	PART NUMBER	QTY	PART NAME						SEE PAGE
					1	2	3	4	5	6 (PRODUCT LEVEL)	
	1	1	516-0450	1	PIPE						
	2	1	449-2405	1	CLAMP AS						
	3	1	459-3271	1	CLAMP						
	4	1	447-2155	1	BOLT-HEAD						
	5	1	447-2144	1	CLAMP						
	6	1	516-3689	1	LINES GP-TURBOCHARGER AIR						
		1	449-2405	2	CLAMP AS						
		1	449-2407	1	SLEEVE						



GRAPHIC #1

<END>

g06129994

AIR INLET AND EXHAUST SYSTEM

516-8087 MANIFOLD GP-EXHAUST

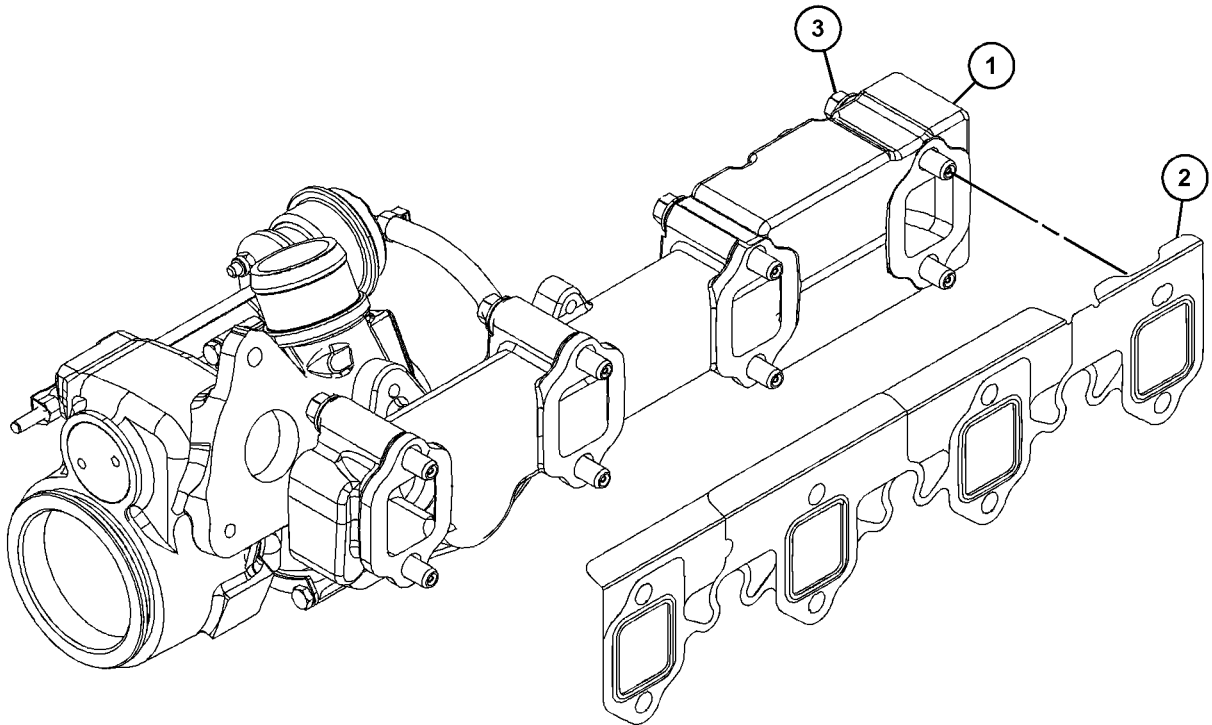
S/N: TD21-UP

PART OF 492-2140 ENGINE AR-PRIMARY
AN ATTACHMENT

SMCS-1059

i06813093

NOTE	REF NO	GRAPHIC REF	PART NUMBER	QTY	PART NAME						SEE PAGE
					1	2	3	4	5	6 (PRODUCT LEVEL)	
	1	1	516-1384	1	MANIFOLD-EXHAUST						
	2	1	516-1385	1	GASKET						
	3	1	516-1564	8	BOLT-HEAD						



GRAPHIC #1

<END>

g06126718

AIR INLET AND EXHAUST SYSTEM

516-8718 MANIFOLD GP-INLET

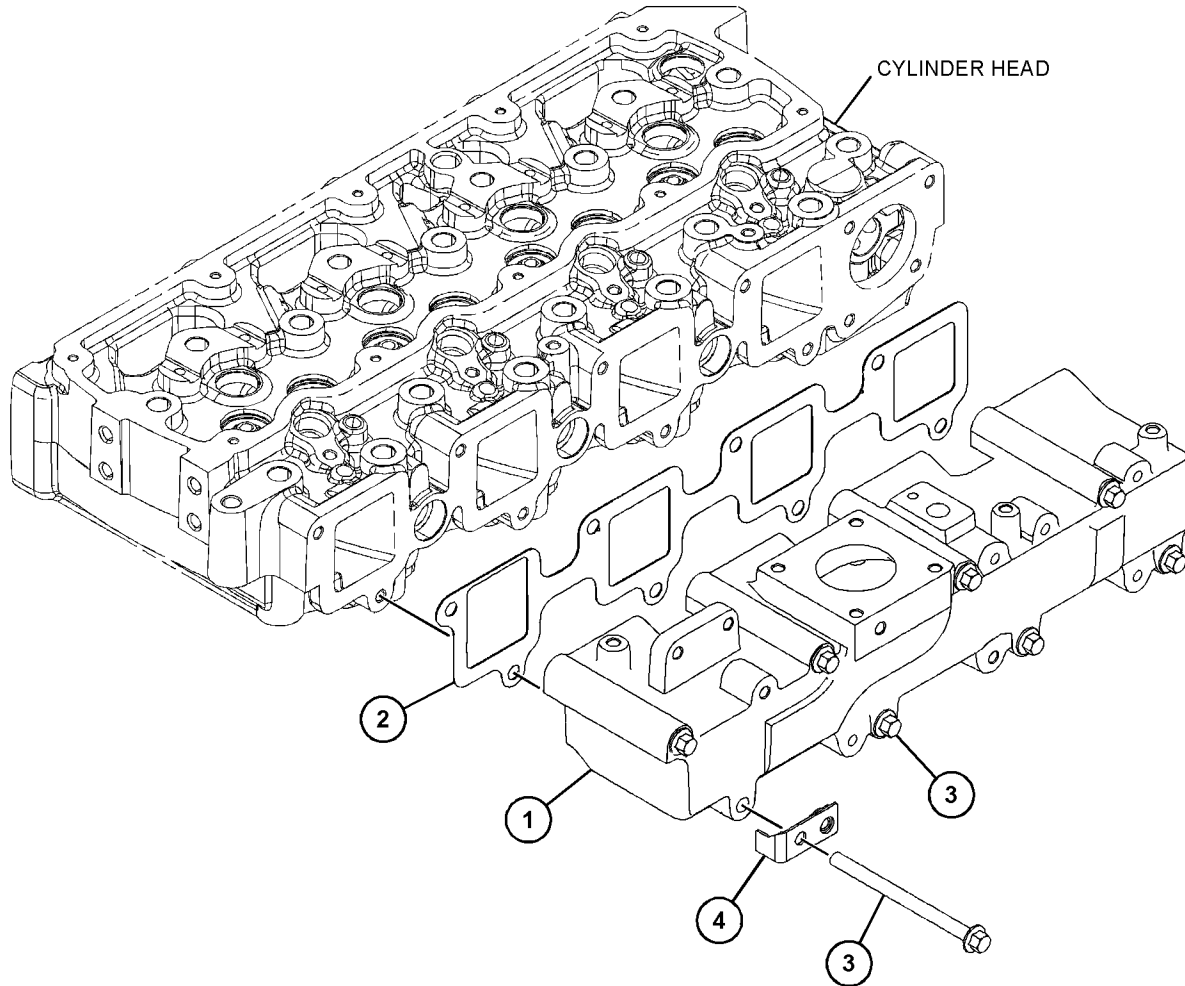
S/N: TD21-UP

PART OF 492-2140 ENGINE AR-PRIMARY
AN ATTACHMENT

SMCS - 1058

i06814000

NOTE	REF NO	GRAPHIC REF	PART NUMBER	QTY	PART NAME						SEE PAGE
					1	2	3	4	5	6 (PRODUCT LEVEL)	
1	1	1	459-4205	1	TUBE						
2	1	1	459-2817	1	GASKET - INLET						
3	1	1	459-2664	8	BOLT						
4	1	1	516-0727	1	PLATE						



GRAPHIC #1

<END>

g06127662

AIR INLET AND EXHAUST SYSTEM

492-4863 MOUNTING GP-EXHAUST

S/N: TD21-UP

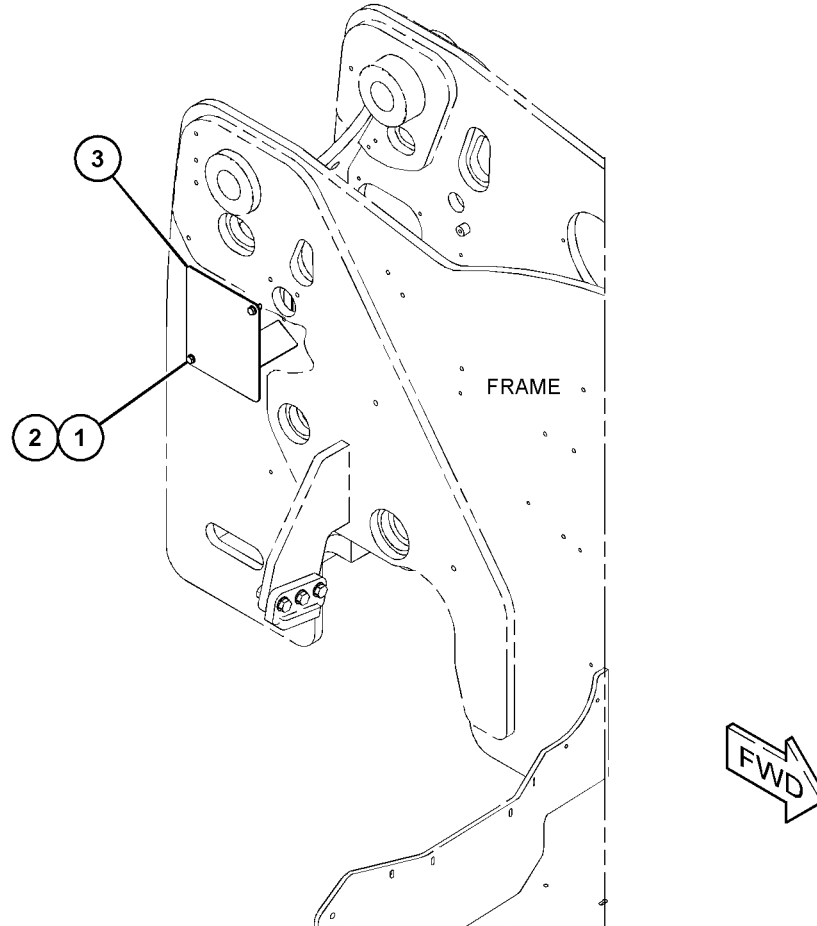
PART OF 507-8184, 507-8185 TRAILER AR
AN ATTACHMENT

SMCS-1061

i06628457

NOTE	REF NO	GRAPHIC REF	PART NUMBER	QTY	PART NAME						SEE PAGE
					1	2	3	4	5	6 (PRODUCT LEVEL)	
M	1	1	8T-4189	2	BOLT (M8X1.25X20-MM)						
	2	1	8T-4224	2	WASHER-HARD (8.8X16X2-MM THK)						
	3	1	492-4864	1	BRACKET AS						

M - METRIC PART



GRAPHIC #1

<END>

g06135935

AIR INLET AND EXHAUST SYSTEM

492-4865 MOUNTING GP-EXHAUST-FILTER

S/N: TD21-UP

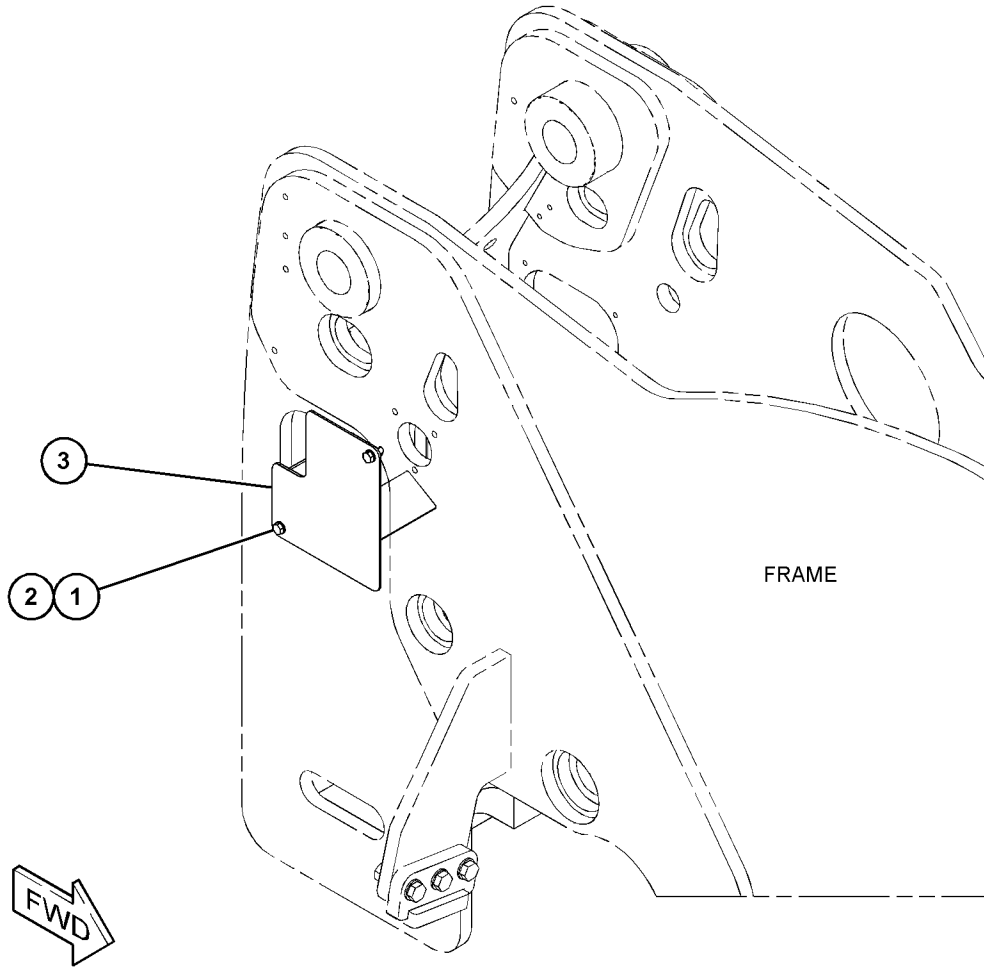
PART OF 507-8186, 507-8187 BRAKE AR-TRAILER
AN ATTACHMENT

SMCS-1061

i06642775

NOTE	REF NO	GRAPHIC REF	PART NUMBER	QTY	PART NAME						SEE PAGE
					1	2	3	4	5	6 (PRODUCT LEVEL)	
M	1	1	8T-4189	2	BOLT (M8X1.25X20-MM)						
	2	1	8T-4224	2	WASHER-HARD (8.8X16X2-MM THK)						
	3	1	492-4866	1	BRACKET AS						

M - METRIC PART



GRAPHIC #1

<END>

g06091956

AIR INLET AND EXHAUST SYSTEM

495-0036 MOUNTING GP-EXHAUST

S/N: TD21-UP

PART OF 503-5065 ENGINE AR-COMPLETE
AN ATTACHMENT

SMCS-1061

i06601077

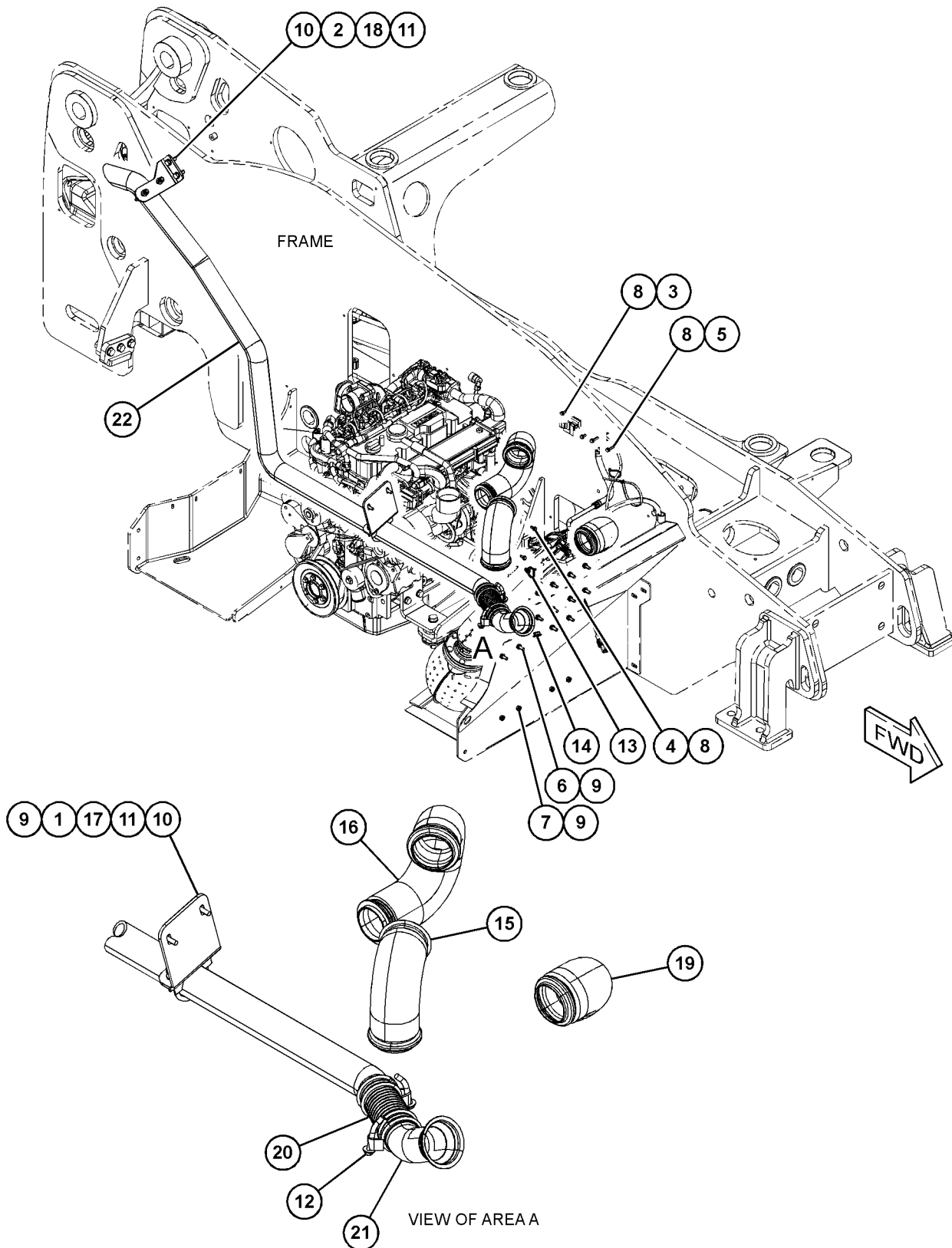
NOTE	REF NO	GRAPHIC REF	PART NUMBER	QTY	PART NAME						SEE PAGE
					1	2	3	4	5	6 (PRODUCT LEVEL)	
M	1	1	8T-4908	2	BOLT (M8X1.25X25-MM)						
M	2	1	8T-4195	2	BOLT (M10X1.5X30-MM)						
M	3	1	8T-4970	2	BOLT (M6X1X14-MM)						
M	4	1	5C-9553	2	BOLT (M6X1X16-MM)						
M	5	1	6V-7357	2	BOLT (M6X1X25-MM)						
M	6	1	8T-4189	12	BOLT (M8X1.25X20-MM)						
M	7	1	5C-7261	4	NUT (M8X1.25-THD)						
	8	1	8T-4205	6	WASHER-HARD (7.2X14.5X2-MM THK)						
	9	1	8T-4224	18	WASHER-HARD (8.8X16X2-MM THK)						
	10	1	8T-4121	6	WASHER-HARD (11X21X2.5-MM THK)						
	11	1	331-4387	2	CLAMP						
	12	1	437-7650	2	CLAMP-PIPE						
	13	1	455-3027	1	TIE-CABLE						
	14	1	495-0037	1	PLUG						
	15	1	495-0038	1	TUBE AS						
	16	1	495-0039	1	TUBE AS						
	17	1	495-0041	1	BRACKET						
	18	1	495-0042	1	BRACKET						
	19	1	495-0043	1	TUBE AS						
	20	1	495-0044	1	TUBE						
	21	1	495-0045	1	TUBE AS						
	22	1	495-0046	1	TUBE						

M - METRIC PART

AIR INLET AND EXHAUST SYSTEM

495-0036 MOUNTING GP-EXHAUST (contd.)

i06601077



GRAPHIC #1

<END>

g06095316

AIR INLET AND EXHAUST SYSTEM

495-7772 MUFFLER GP

S/N: TD31-UP

PART OF 506-2061 ENGINE AR-COMPLETE
AN ATTACHMENT

SMCS-1062

i06604863

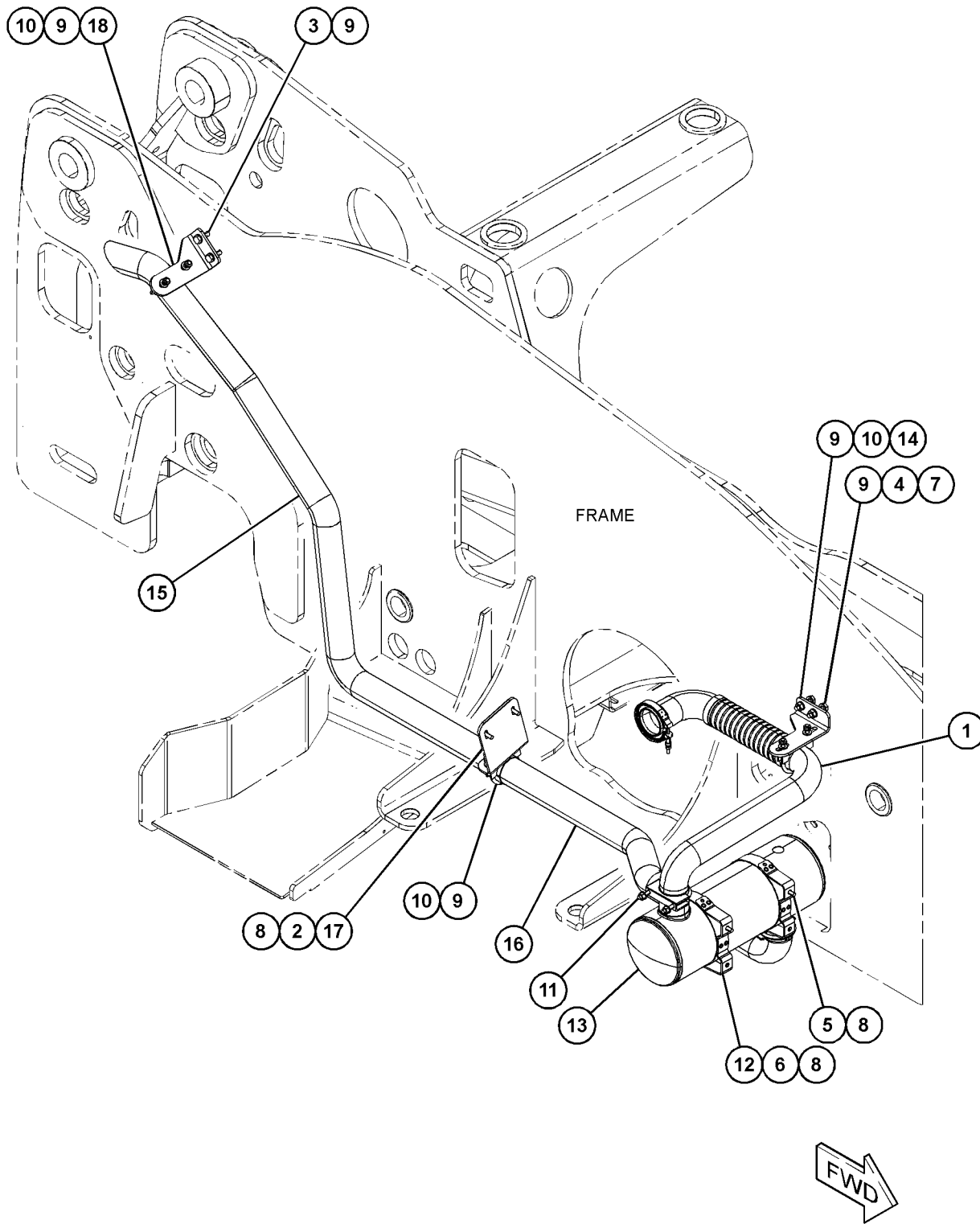
NOTE	REF NO	GRAPHIC REF	PART NUMBER	QTY	PART NAME						SEE PAGE
					1	2	3	4	5	6 (PRODUCT LEVEL)	
	1	1	495-7666	1	TUBE AS						
M	2	1	8T-4908	2	BOLT (M8X1.25X25-MM)						
M	3	1	8T-4195	2	BOLT (M10X1.5X30-MM)						
M	4	1	8T-4182	2	BOLT (M10X1.5X45-MM)						
M	5	1	8T-4189	2	BOLT (M8X1.25X20-MM)						
M	6	1	5C-7261	2	NUT (M8X1.25-THD)						
M	7	1	8T-4133	2	NUT (M10X1.5-THD)						
	8	1	8T-4224	6	WASHER-HARD (8.8X16X2-MM THK)						
	9	1	8T-4121	12	WASHER-HARD (11X21X2.5-MM THK)						
	10	1	331-4387	3	CLAMP						
	11	1	437-7651	2	CLAMP						
	12	1	495-7770	2	CLAMP AS-MUFFLER						
	13	1	495-7771	1	MUFFLER AS						
	14	1	476-5206	1	SUPPORT						
	15	1	495-7662	1	TUBE						
	16	1	495-7663	1	TUBE						
	17	1	495-0041	1	BRACKET						
	18	1	495-0042	1	BRACKET						

M - METRIC PART

AIR INLET AND EXHAUST SYSTEM

495-7772 MUFFLER GP (contd.)

i06604863



GRAPHIC #1

<END>

g06059705

AIR INLET AND EXHAUST SYSTEM

516-3577 PIPE GP-EXHAUST

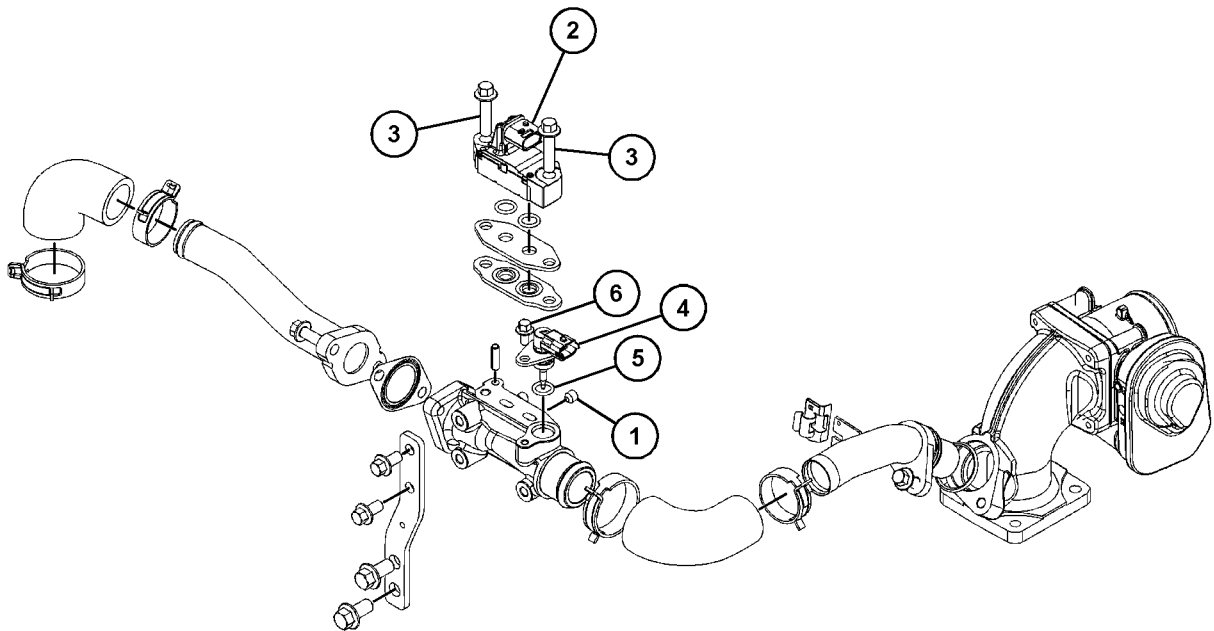
S/N: TD21-UP

PART OF 516-8770 EXHAUST GP
AN ATTACHMENT

SMCS-1061

i06832723

NOTE	REF NO	GRAPHIC REF	PART NUMBER	QTY	PART NAME						SEE PAGE
					1	2	3	4	5	6 (PRODUCT LEVEL)	
	1	1	516-1398	2	SCREW						
	2	1	516-4428	1	RING AS-SEAL						
		1	516-1434	2	RING-SEAL						
	3	1	516-1500	2	BOLT						
	4	1	516-4465	1	TRANSMITTER AS						
		1	516-1505	1	SEAL-O-RING						
	5	1	516-1505	1	SEAL-O-RING						
	6	1	447-2101	1	BOLT						



GRAPHIC #1

<END>

g06140418

AIR INLET AND EXHAUST SYSTEM

517-3381 PLUG GP-EXHAUST

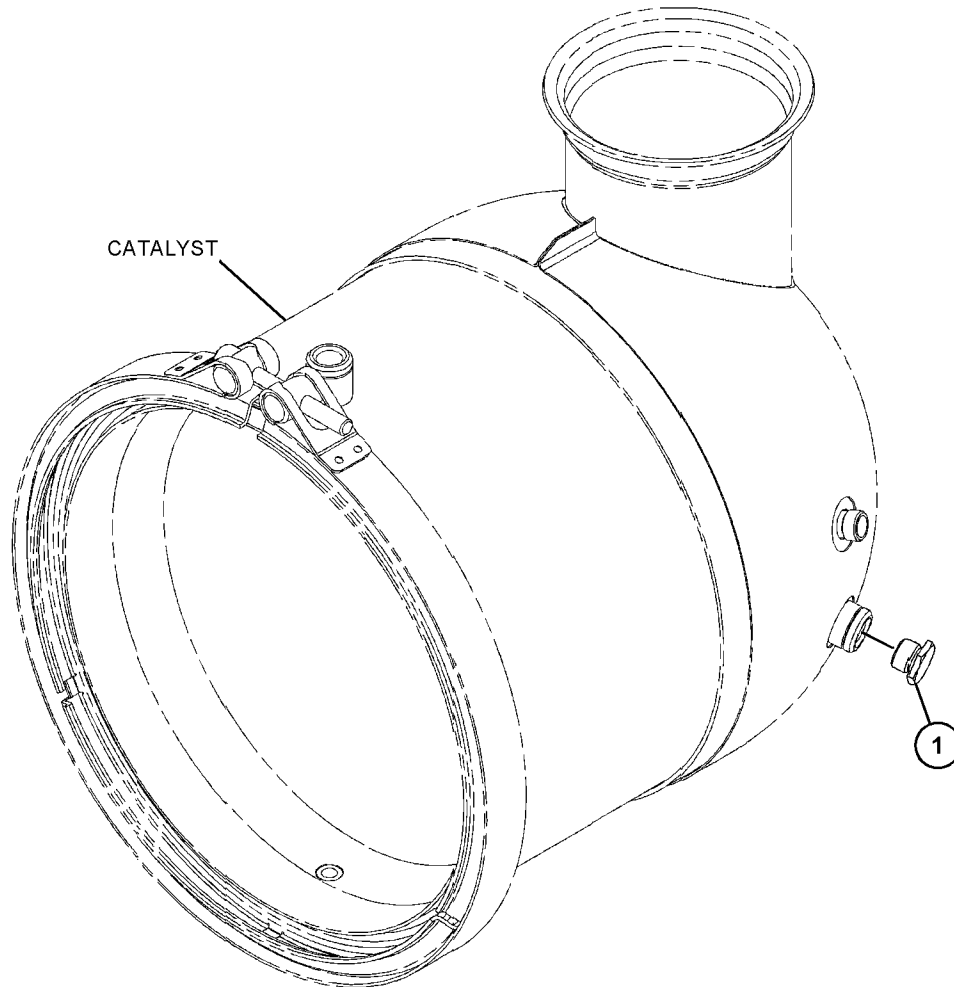
S/N: TD21-UP

PART OF 492-2140 ENGINE AR-PRIMARY
AN ATTACHMENT

SMCS-1052, 107C, 108D, 108F, 1091

i06814196

NOTE	REF NO	GRAPHIC REF	PART NUMBER	QTY	PART NAME						SEE PAGE	
					1	2	3	4	5	6 (PRODUCT LEVEL)		
	1	1	517-3383	1	PLUG							



GRAPHIC #1

<END>

g06128615

AIR INLET AND EXHAUST SYSTEM

517-3382 PLUG GP-EXHAUST

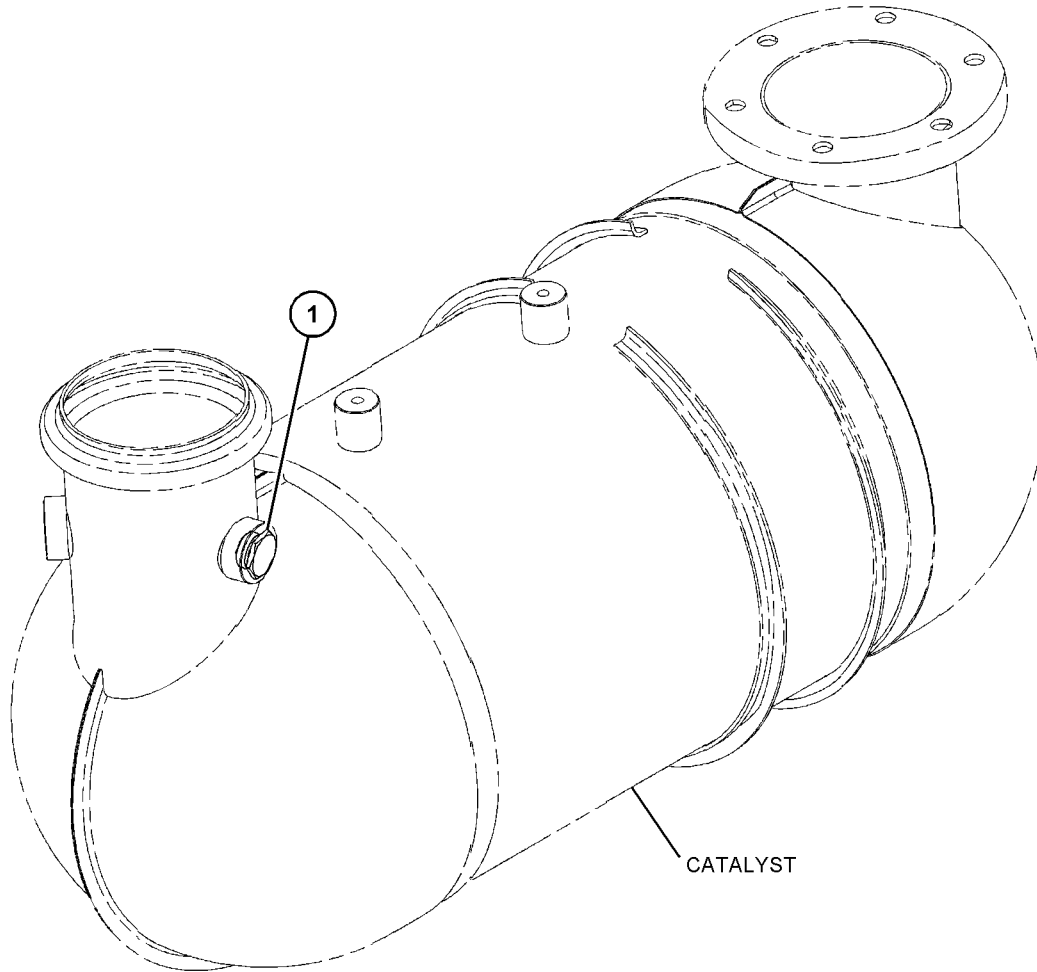
S/N: TD21-UP

PART OF 492-2140 ENGINE AR-PRIMARY
AN ATTACHMENT

SMCS-1052, 107C, 108D, 108F, 1091

i06814216

NOTE	REF NO	GRAPHIC REF	PART NUMBER	QTY	PART NAME						SEE PAGE	
					1	2	3	4	5	6 (PRODUCT LEVEL)		
	1	1	517-3384	1	PLUG							



GRAPHIC #1

<END>

g06128510

AIR INLET AND EXHAUST SYSTEM

516-9464 PUMP GP-DIESEL EXHAUST FLUID

S/N: TD21-UP

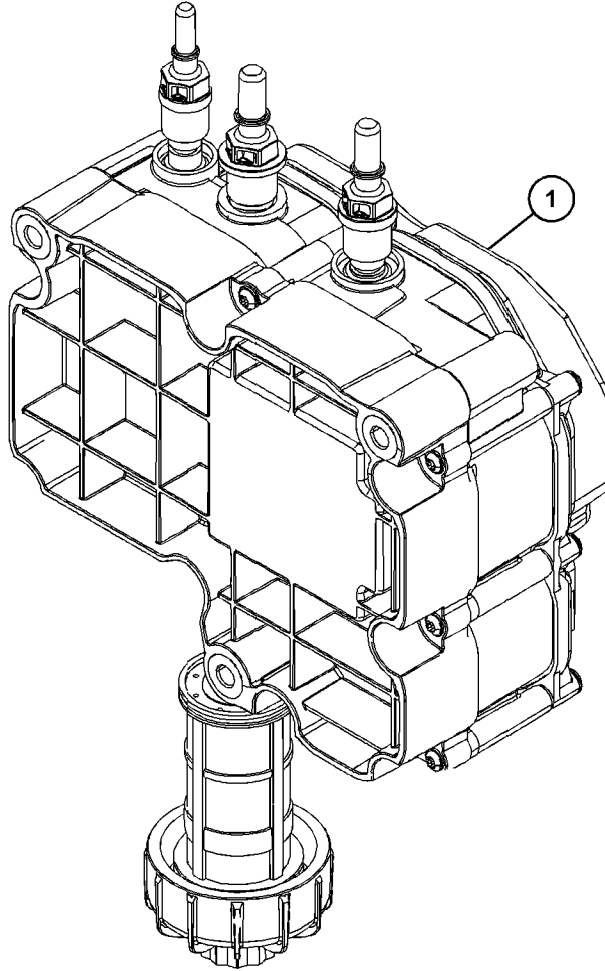
PART OF 492-2140 ENGINE AR-PRIMARY
AN ATTACHMENT

SMCS-108J

i06814150

NOTE	REF NO	GRAPHIC REF	PART NUMBER	QTY	PART NAME						SEE PAGE
					1	2	3	4	5	6 (PRODUCT LEVEL)	
Y	1	1	516-6696	1	ADAPTER & FILTER GP-DEF PUMP						108

Y - SEPARATE ILLUSTRATION



GRAPHIC #1

<END>

g06130219

AIR INLET AND EXHAUST SYSTEM

516-9414 TANK GP-DIESEL EXHAUST FLUID

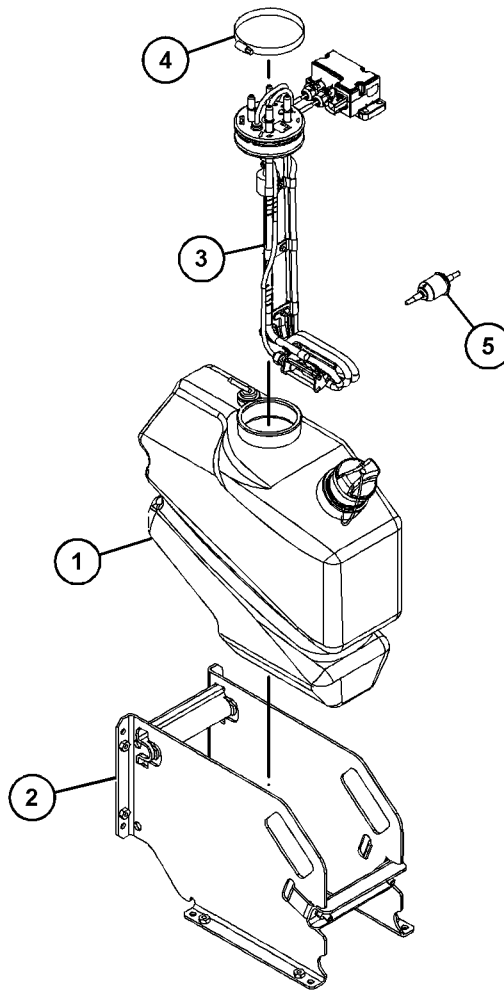
S/N: TD21-UP

PART OF 492-2140 ENGINE AR-PRIMARY
AN ATTACHMENT

SMCS-108K

i06871288

NOTE	REF NO	GRAPHIC REF	PART NUMBER	QTY	PART NAME						SEE PAGE
					1	2	3	4	5	6 (PRODUCT LEVEL)	
	1	1	516-6709	1	FILTER GP-DIESEL EXHAUST FLUID						
		1	516-2483	1	COVER						
		1	516-2489	1	VALVE-BREATHER						
		1	516-2498	1	FILTER (DIESEL EXHAUST FLUID)						
2		1	516-2477	1	BRACKET						
3		1	516-2479	1	LEVEL AS						
4		1	516-2481	1	CLIP						
5		1	516-2495	1	FILTER-FUEL						



GRAPHIC #1

<END>

g06132611

AIR INLET AND EXHAUST SYSTEM

516-7979 THRT VALVE & MTG GP-AIR INL

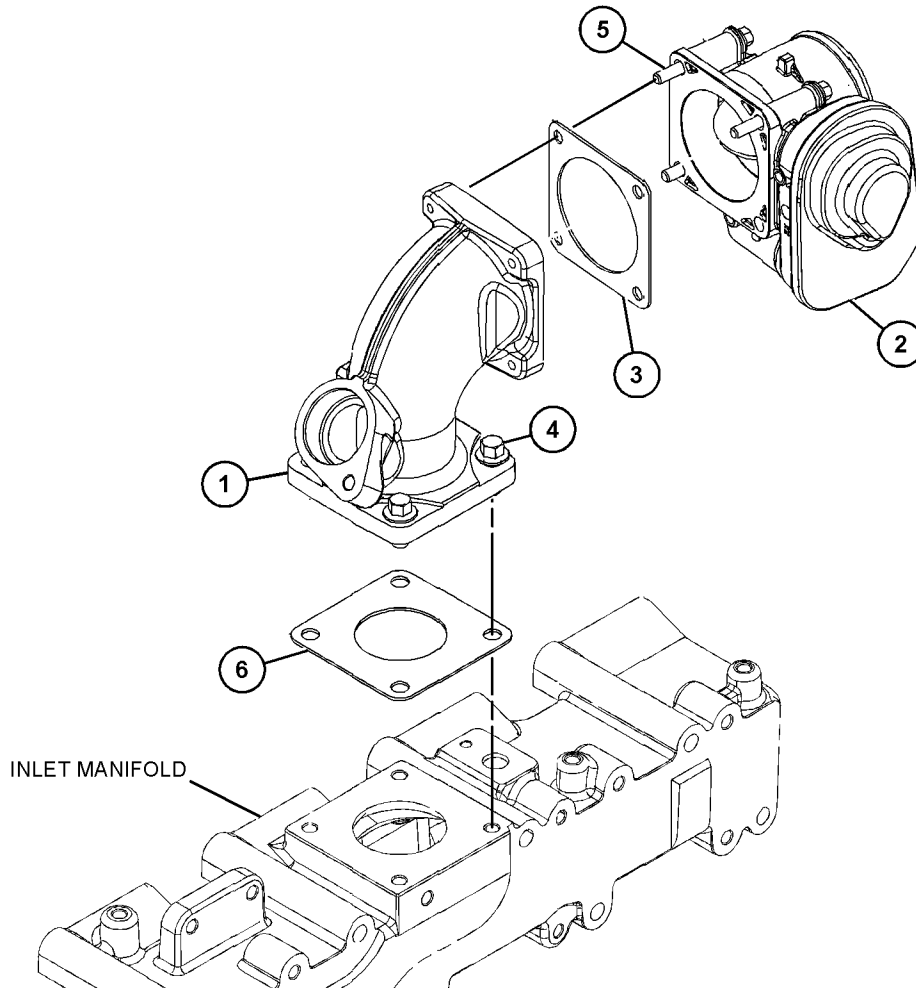
S/N: TD21-UP

PART OF 492-2140 ENGINE AR-PRIMARY
AN ATTACHMENT

SMCS-1087, 1269

i06812997

NOTE	REF NO	GRAPHIC REF	PART NUMBER	QTY	PART NAME						SEE PAGE	
					1	2	3	4	5	6 (PRODUCT LEVEL)		
1		1	516-0666	1	ELBOW							
2		1	516-0678	1	VALVE-THROTTLE							
3		1	516-0685	1	GASKET							
4		1	447-2149	4	BOLT-HEAD							
5		1	516-1387	4	BOLT-HEAD							
6		1	459-3294	1	GASKET							



GRAPHIC #1

<END>

g06126456

AIR INLET AND EXHAUST SYSTEM

516-9495 TUBE & MTG GP-DEF BLEND

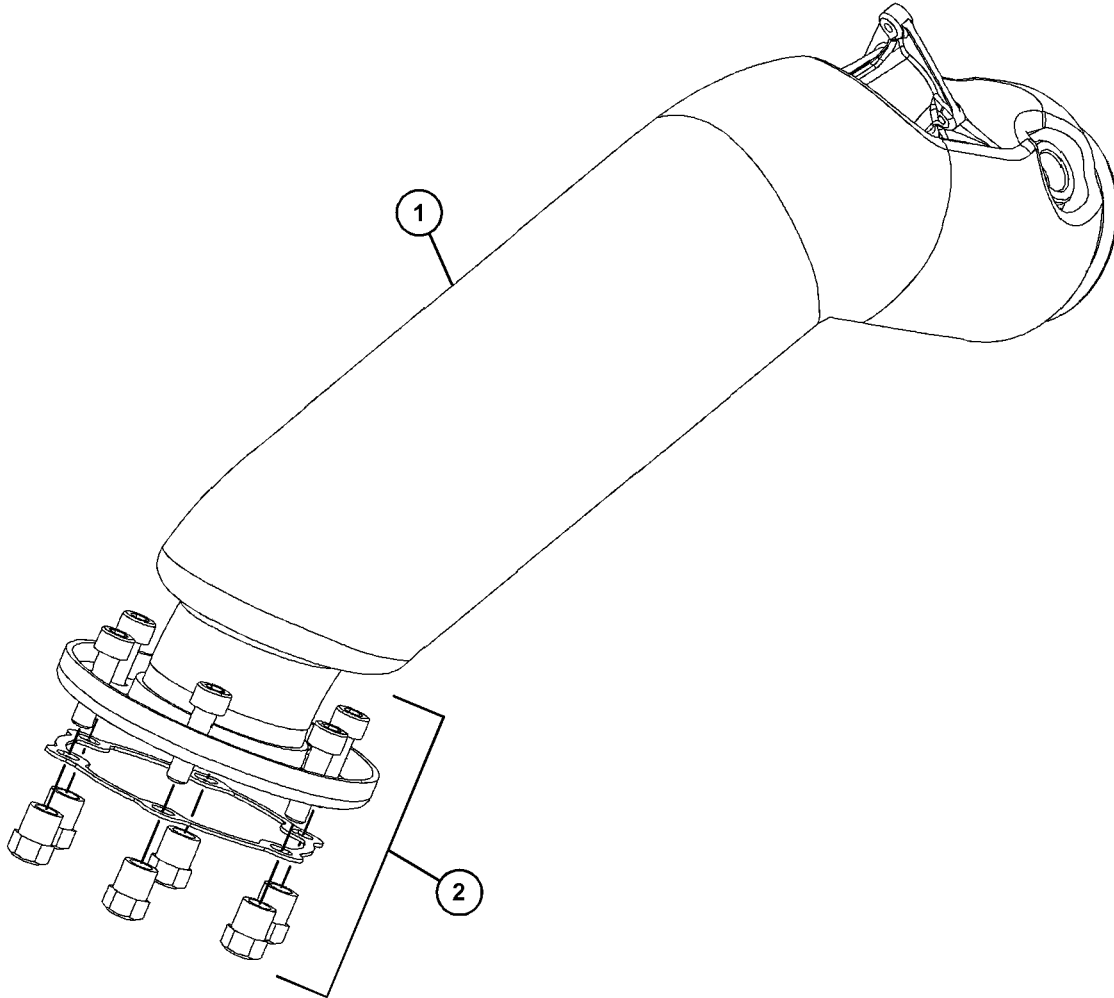
S/N: TD21-UP

PART OF 492-2140 ENGINE AR-PRIMARY
AN ATTACHMENT

SMCS-1050, 108K

i06814160

NOTE	REF NO	GRAPHIC REF	PART NUMBER	QTY	PART NAME						SEE PAGE
					1	2	3	4	5	6 (PRODUCT LEVEL)	
	1	1	516-2442	1	TUBE						
	2	1	516-6706	1	PIPE AS						



GRAPHIC #1

<END>

g06127723

AIR INLET AND EXHAUST SYSTEM

516-8940 TURBOCHARGER GP

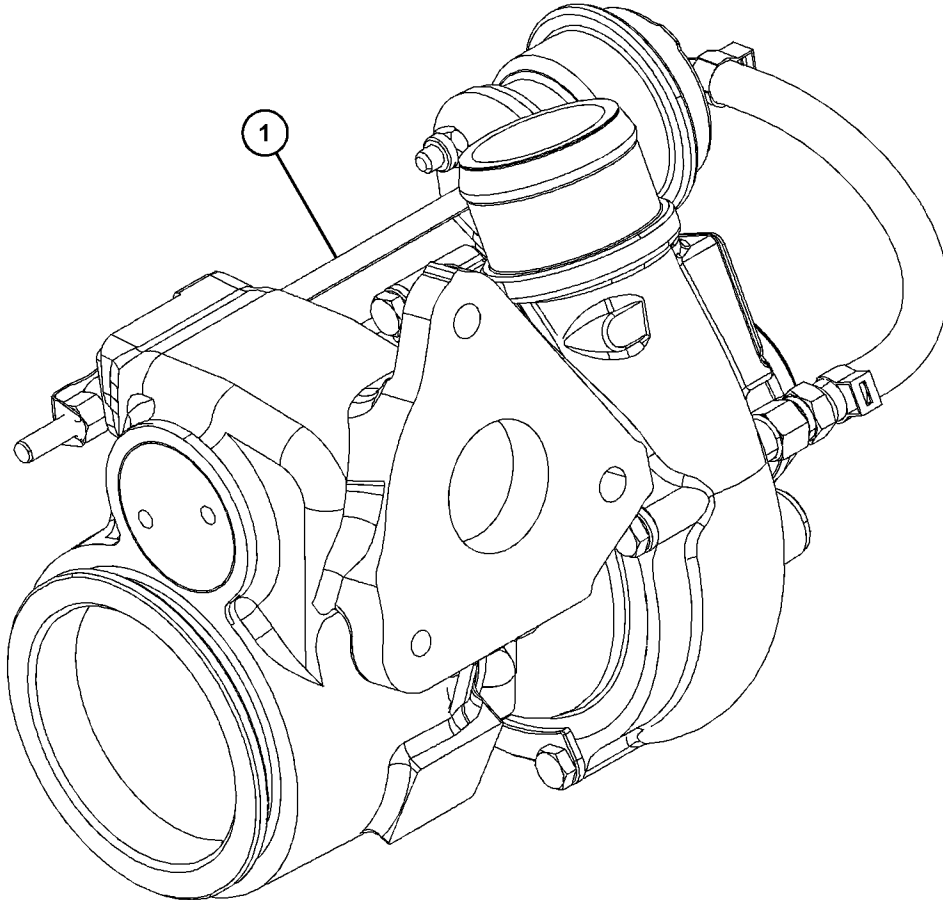
S/N: TD21-UP

PART OF 492-2140 ENGINE AR-PRIMARY
AN ATTACHMENT

SMCS-1052, 1053

i06814077

NOTE	REF NO	GRAPHIC REF	PART NUMBER	QTY	PART NAME						SEE PAGE
					1	2	3	4	5	6 (PRODUCT LEVEL)	
	1	1	516-1407	1	TURBOCHARGER						



GRAPHIC #1

<END>

g06126199

AIR INLET AND EXHAUST SYSTEM

516-5218 VALVE & MOUNTING GP (NRS)

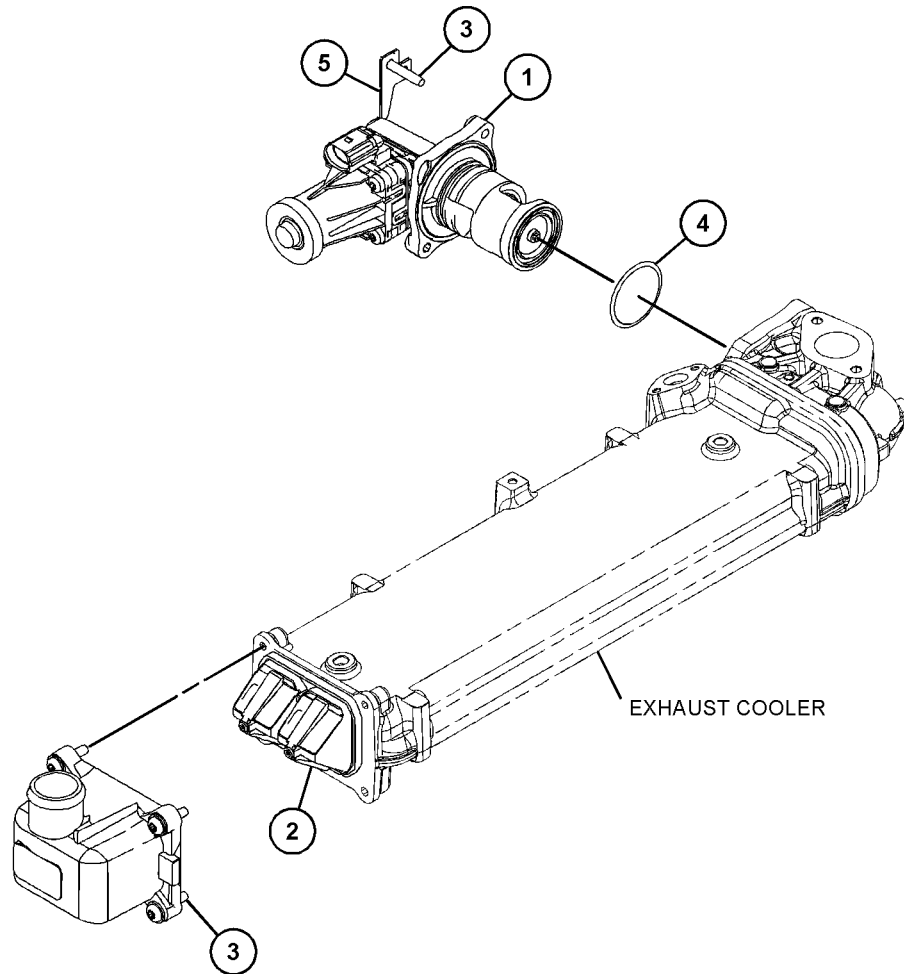
S/N: TD21-UP

PART OF 516-8881 COOLER GP-EXHAUST (NRS)
AN ATTACHMENT

SMCS-1050, 108N

i06826294

NOTE	REF NO	GRAPHIC REF	PART NUMBER	QTY	PART NAME						SEE PAGE
					1	2	3	4	5	6 (PRODUCT LEVEL)	
1		1	516-3626	1	VALVE GP-CONTROL						
		1	516-2538	1	SEAL-O-RING						
2		1	459-3322	1	VALVE-SHUTTLE						
3		1	516-1624	6	SCREW-HEAD						
4		1	516-1631	1	WASHER-SEALING						
5		1	516-1399	1	PLATE						



GRAPHIC #1

<END>

g06139614

FUEL SYSTEM

516-6696 ADAPTER & FILTER GP-DEF PUMP

S/N: TD21-UP

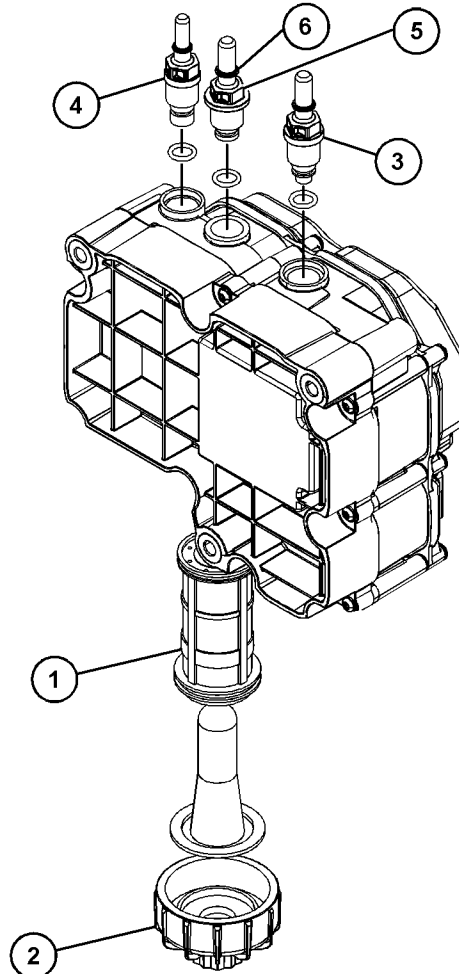
PART OF 516-9464 PUMP GP-DIESEL EXHAUST FLUID
AN ATTACHMENT

SMCS-108K

i06823263

NOTE	REF NO	GRAPHIC REF	PART NUMBER	QTY	PART NAME						SEE PAGE
					1	2	3	4	5	6 (PRODUCT LEVEL)	
	1	1	516-2543	1	FILTER						
	2	1	516-2544	1	COVER-FILTER						
	3	1	516-3623	1	ADAPTER AS						
		1	516-2427	1	SEAL						
	4	1	516-3627	1	ADAPTER AS						
		1	516-2427	1	SEAL						
	5	1	516-3629	1	ADAPTER AS						
		1	516-2427	1	SEAL						
	6	1	516-2427	3	SEAL						

PARTS SHOWN IN GRAPHIC(S) WITHOUT A REFERENCE NUMBER ARE NOT SERVICED SEPARATELY



GRAPHIC #1

<END>

g06140919

FUEL SYSTEM

516-7905 FILTER GP-FUEL

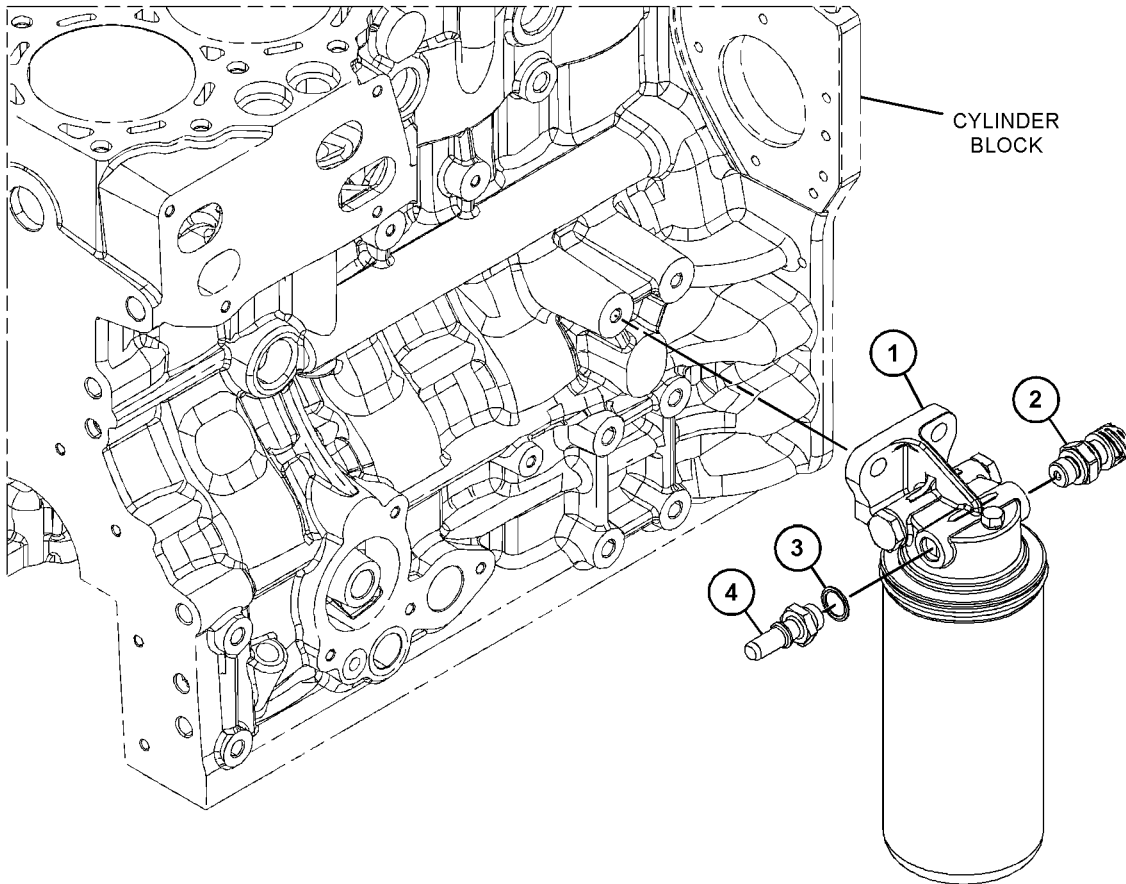
S/N: TD21-UP

PART OF 492-2140 ENGINE AR-PRIMARY
AN ATTACHMENT

SMCS-1261

i06812361

NOTE	REF NO	GRAPHIC REF	PART NUMBER	QTY	PART NAME						SEE PAGE
					1	2	3	4	5	6 (PRODUCT LEVEL)	
1		1	516-4392	1	FILTER GP-FUEL						
			440-6213	1	FILTER-FUEL						
2		1	449-2348	1	SENSOR GP-PRESSURE						
			447-2110	1	SEAL-O-RING						
3		1	516-0622	1	RING-SEAL						
4		1	516-0623	1	PLUG						



GRAPHIC #1

<END>

g06128772

FUEL SYSTEM

516-8107 FILTER GP-FUEL

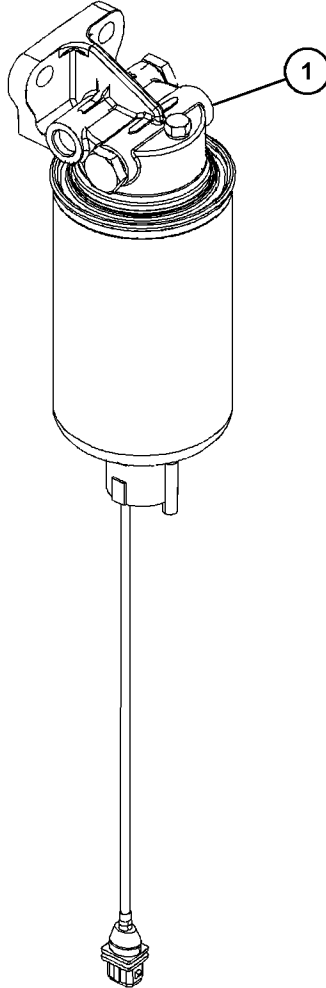
S/N: TD21-UP

PART OF 492-2140 ENGINE AR-PRIMARY
AN ATTACHMENT

SMCS-1261

i06813268

NOTE	REF NO	GRAPHIC REF	PART NUMBER	QTY	PART NAME						SEE PAGE
					1	2	3	4	5	6 (PRODUCT LEVEL)	
	1	1	460-1003	1	FILTER GP-FUEL						
		1	449-2350	1	CABLE AS						
		1	447-2187	1	RING-SEAL						
		1	466-4177	1	FILTER-WATER SEPARATOR & FUEL						



GRAPHIC #1

<END>

g06132563

FUEL SYSTEM

516-8080 INJECTOR GP-FUEL

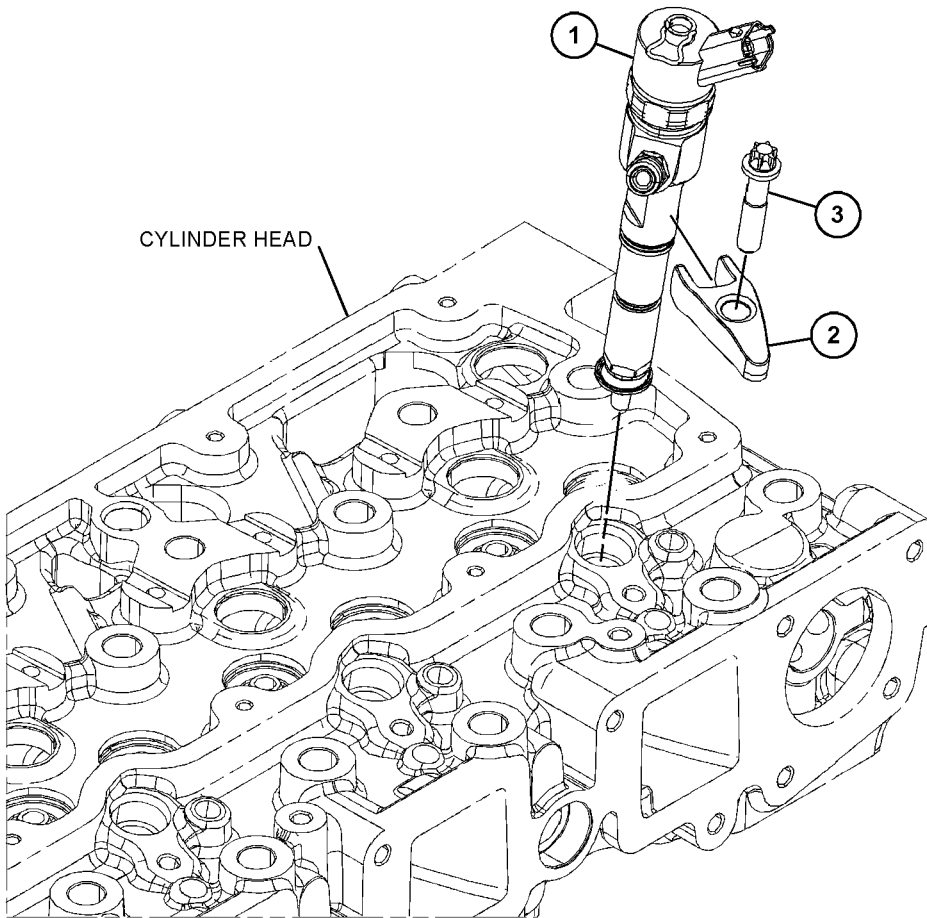
S/N: TD21-UP

PART OF 492-2140 ENGINE AR-PRIMARY
AN ATTACHMENT

SMCS-1251, 1290

i06813091

NOTE	REF NO	GRAPHIC REF	PART NUMBER	QTY	PART NAME						SEE PAGE
					1	2	3	4	5	6 (PRODUCT LEVEL)	
	1	1	459-2671	4	INJECTOR GP-FUEL						
					(EACH INCLUDES)						
		1	447-2165	1	CLAMP						
		1	449-2412	1	SEAL-O-RING						
		1	516-2497	1	SEAL-WASHER						
	2	1	449-2418	4	PAD						
	3	1	449-2413	4	BOLT-HEAD						



GRAPHIC #1

<END>

g06132785

FUEL SYSTEM

503-4967 LINES GP-FUEL

S/N: TD21-UP

PART OF 503-5065 ENGINE AR-COMPLETE
AN ATTACHMENT

SMCS-1274

i06735304

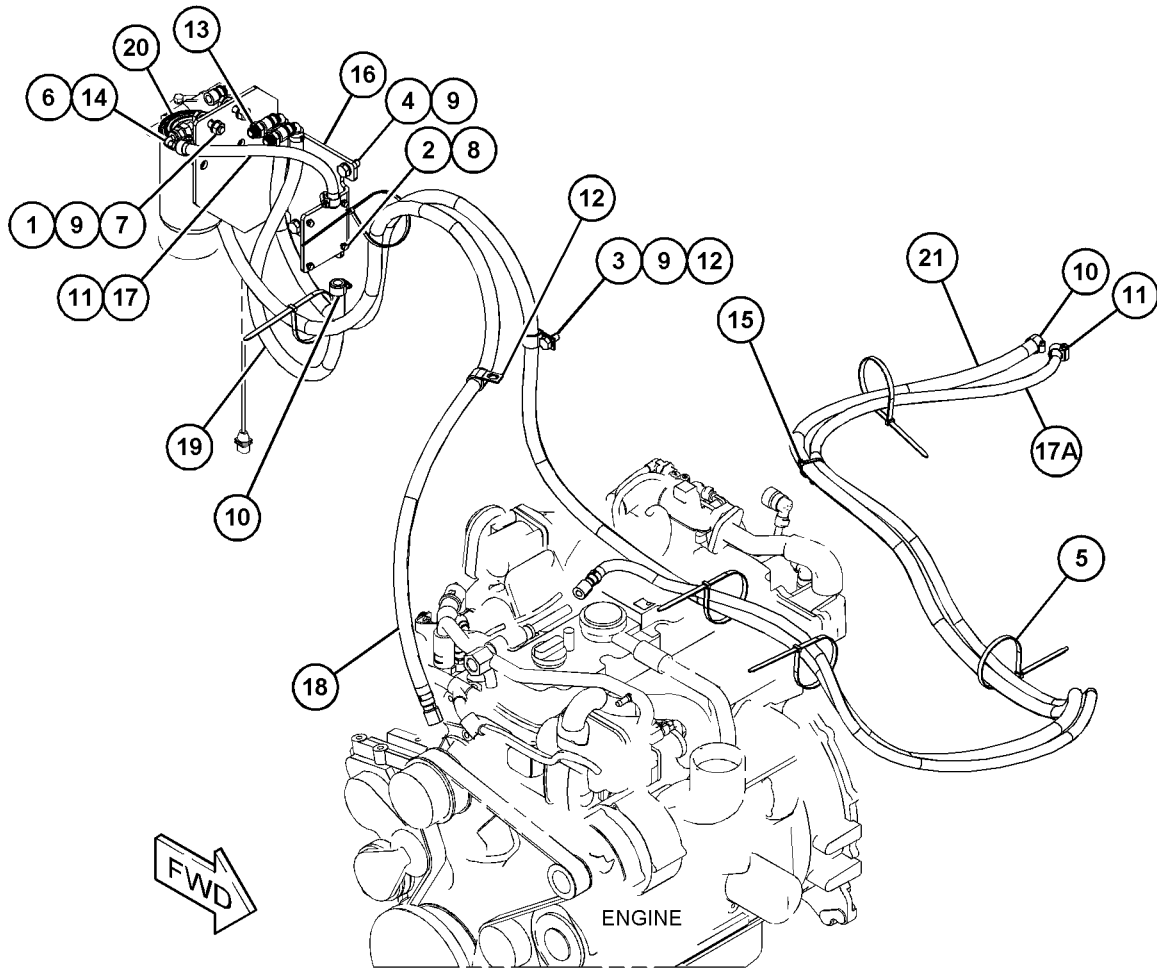
NOTE	REF NO	GRAPHIC REF	PART NUMBER	QTY	PART NAME						SEE PAGE
					1	2	3	4	5	6 (PRODUCT LEVEL)	
M	1	1	8T-4182	2	BOLT (M10X1.5X45-MM)						
M	2	1	8T-0325	4	BOLT (M5X0.8X14-MM)						
M	3	1	8T-4137	1	BOLT (M10X1.5X20-MM)						
M	4	1	8T-4136	3	BOLT (M10X1.5X25-MM)						
	5	1	7K-1181	6	STRAP-CABLE						
	6	1	459-8902	1	ADAPTER						
M	7	1	8T-4133	2	NUT (M10X1.5-THD)						
	8	1	309-3996	4	WASHER (5.3X12.5X5-MM THK)						
	9	1	8T-4121	8	WASHER-HARD (11X21X2.5-MM THK)						
	10	1	331-3890	2	CLAMP						
	11	1	330-8103	3	CLAMP-HOSE						
	12	1	1S-0994	2	CLIP						
	13	1	416-2382	2	CONNECTOR-HOSE						
	14	1	459-9521	1	COUPLING AS						
	15	1	455-3027	1	TIE-CABLE						
	16	1	503-6894	1	BRACKET AS						
E	17	1	103-2529		HOSE (32-CM)						
E	17A	1	103-2529		HOSE (247-CM)						
E	18	1	133-7442		HOSE (177-CM)						
	19	1	512-9988	1	HOSE AS						
	20	1	466-4177	1	FILTER-WATER SEPARATOR & FUEL						
	21	1	512-9987	1	HOSE AS						

E - ORDER BY THE CENTIMETER
M - METRIC PART

FUEL SYSTEM

503-4967 LINES GP-FUEL (contd.)

106735304



GRAPHIC #1

<END>

g06097590

FUEL SYSTEM

503-6896 LINES GP-FUEL

S/N: TD31-UP

PART OF 506-2061 ENGINE AR-COMPLETE
AN ATTACHMENT

SMCS-1274

i06604870

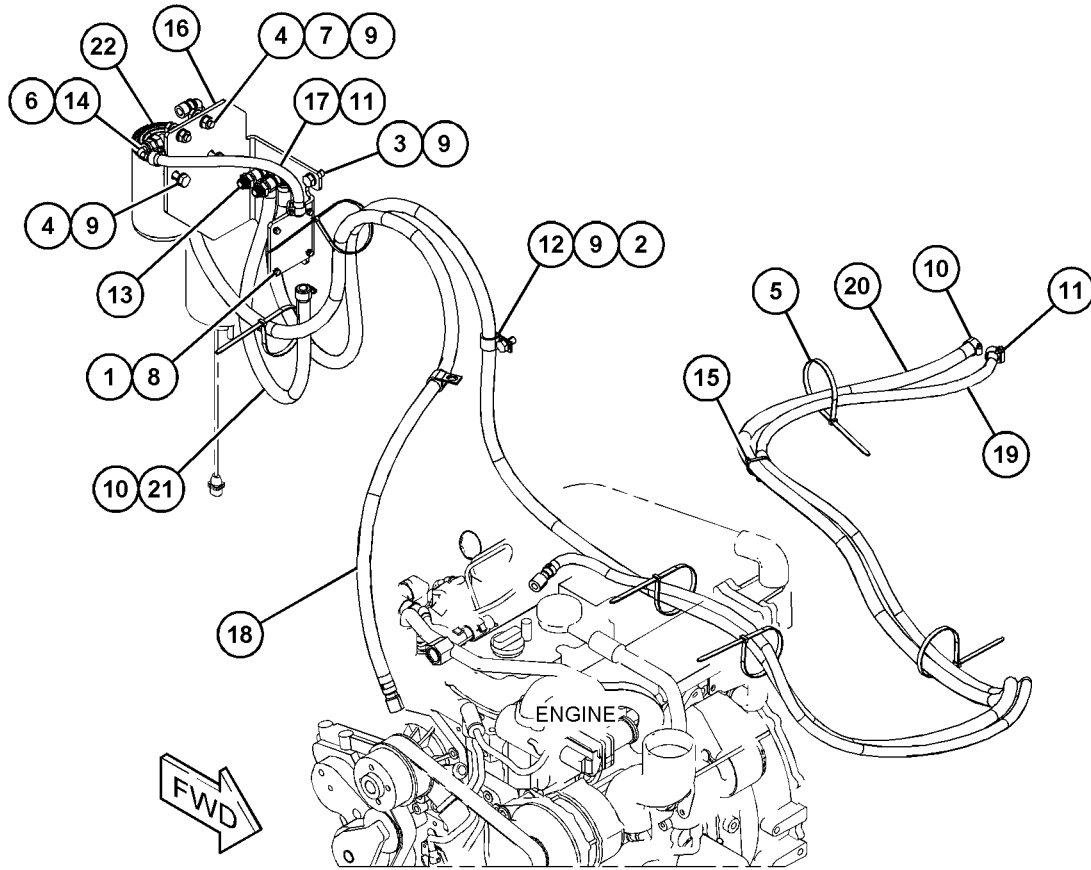
NOTE	REF NO	GRAPHIC REF	PART NUMBER	QTY	PART NAME						SEE PAGE
					1	2	3	4	5	6 (PRODUCT LEVEL)	
M	1	1	8T-0325	4	BOLT (M5X0.8X14-MM)						
M	2	1	8T-4137	1	BOLT (M10X1.5X20-MM)						
M	3	1	8T-4136	3	BOLT (M10X1.5X25-MM)						
M	4	1	8T-4196	4	BOLT (M10X1.5X35-MM)						
	5	1	7K-1181	6	STRAP-CABLE						
	6	1	459-8902	1	ADAPTER						
M	7	1	8T-4133	2	NUT (M10X1.5-THD)						
	8	1	309-3996	4	WASHER (5.3X12.5X5-MM THK)						
	9	1	8T-4121	10	WASHER-HARD (11X21X2.5-MM THK)						
	10	1	331-3890	2	CLAMP						
	11	1	330-8103	3	CLAMP-HOSE						
	12	1	1S-0994	2	CLIP						
	13	1	416-2382	2	CONNECTOR-HOSE						
	14	1	459-9521	1	COUPLING AS						
	15	1	455-3027	1	TIE-CABLE						
	16	1	503-6894	1	BRACKET AS						
E	17	1	103-2529		HOSE (32-CM)						
E	18	1	133-7442		HOSE (177-CM)						
E	19	1	103-2529		HOSE (247-CM)						
E	20	1	133-7442		HOSE (388-CM)						
	21	1	503-6895	1	HOSE AS						
	22	1	466-4177	1	FILTER-WATER SEPARATOR & FUEL						

E - ORDER BY THE CENTIMETER
M - METRIC PART

FUEL SYSTEM

503-6896 LINES GP-FUEL (contd.)

106604870



GRAPHIC #1

<END>

g06056825

FUEL SYSTEM

516-8128 LINES GP-FUEL

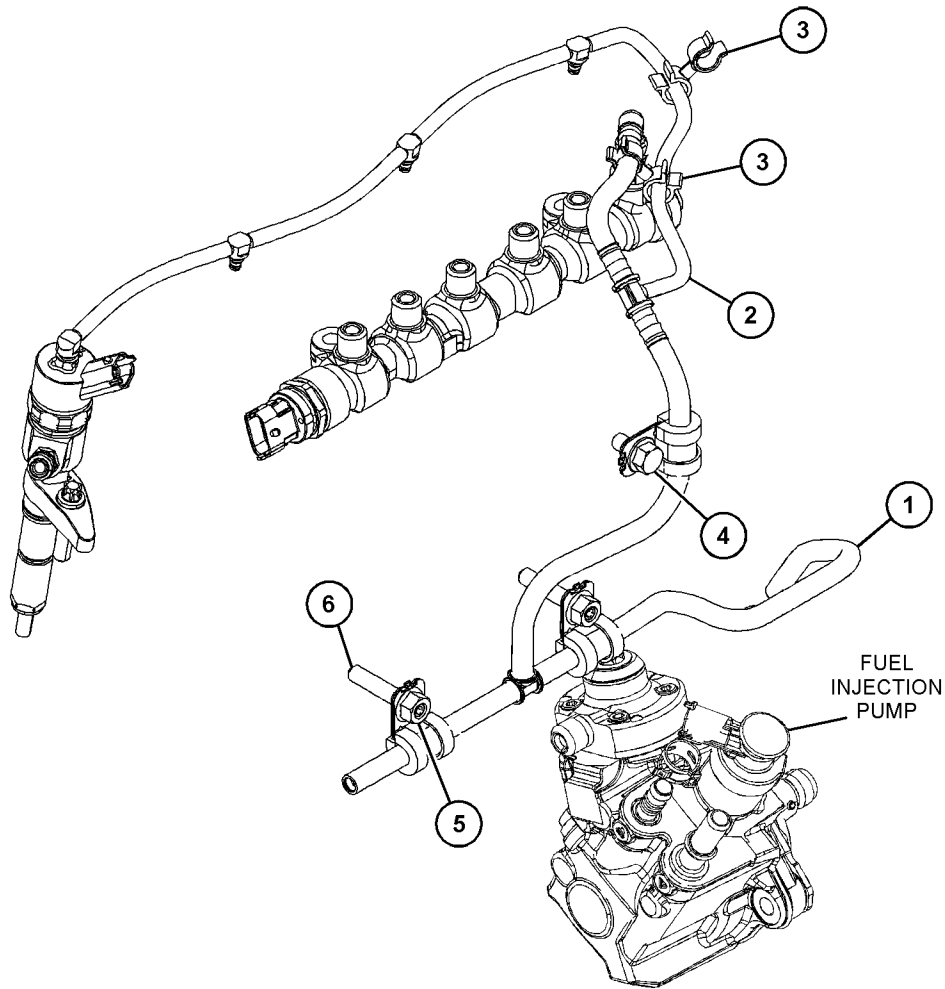
S/N: TD21-UP

PART OF 492-2140 ENGINE AR-PRIMARY
AN ATTACHMENT

SMCS-1274

i06813672

NOTE	REF NO	GRAPHIC REF	PART NUMBER	QTY	PART NAME						SEE PAGE
					1	2	3	4	5	6 (PRODUCT LEVEL)	
	1	1	459-4167	1	LINES GP-FUEL						
		1	449-2404	2	CLAMP AS						
		1	459-3276	3	CLAMP						
		1	459-3284	1	HOSE AS						
2		1	459-4202	1	HOSE						
3		1	459-3313	2	RETAINER						
4		1	516-1379	1	BOLT						
5		1	447-2135	2	NUT						
6		1	516-1383	2	SCREW						



GRAPHIC #1

<END>

g06129961

FUEL SYSTEM

516-3788 PUMP & MTG GP-UNIT INJ HYD

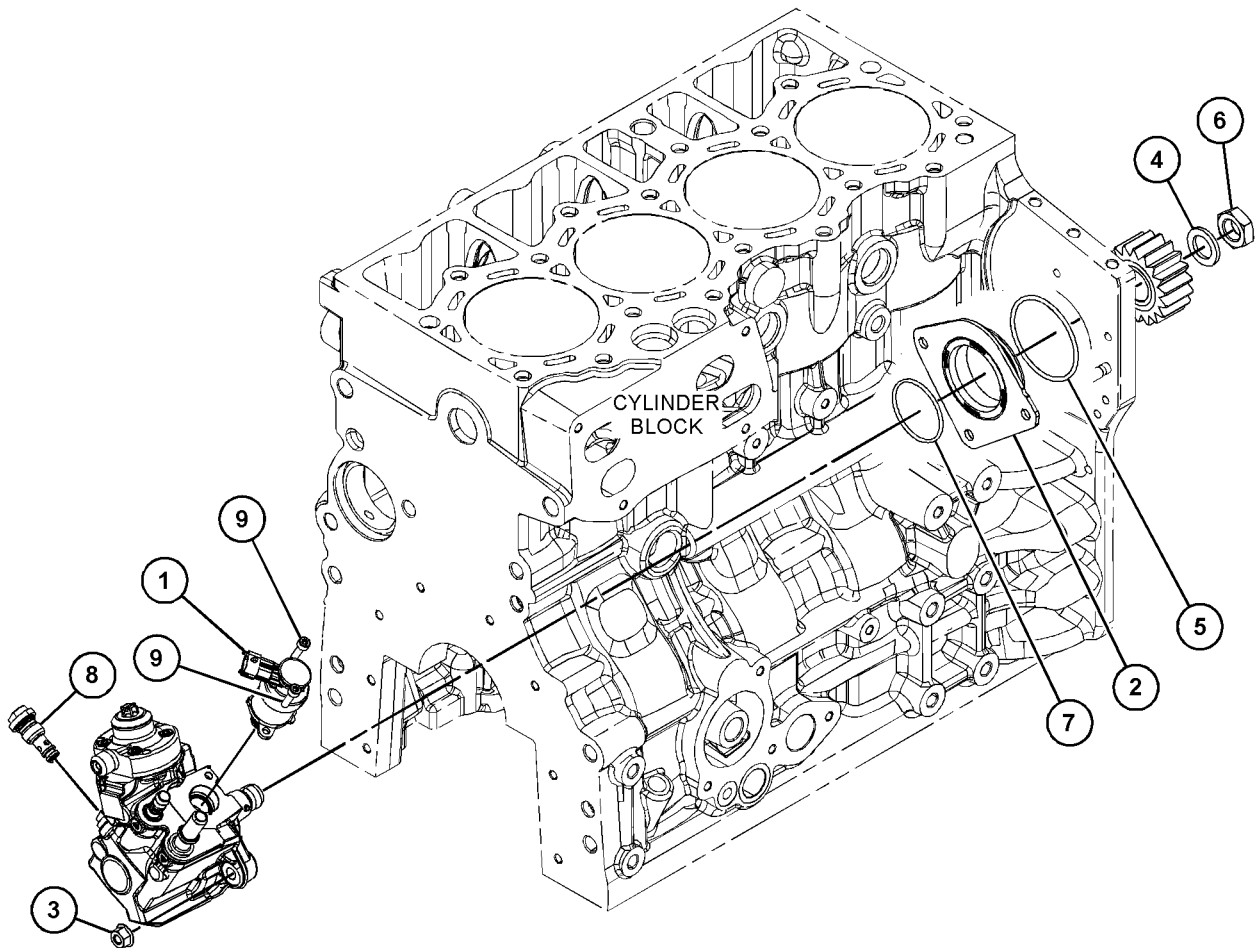
S/N: TD21-UP

PART OF 516-8018 PUMP GP-FUEL INJECTION
AN ATTACHMENT

SMCS-1714

i06826321

NOTE	REF NO	GRAPHIC REF	PART NUMBER	QTY	PART NAME						SEE PAGE
					1	2	3	4	5	6	
	1	1	516-2822	1	VALVE AS-PUMP						
		1	516-0689	1	SEAL-O-RING						
		1	516-0690	1	WASHER						
2		1	449-2344	1	SHIM						
3		1	447-2135	3	NUT						
4		1	447-2112	1	WASHER						
5		1	447-2105	1	SEAL-O-RING						
6		1	516-0653	1	NUT-HEX						
7		1	447-2167	1	SEAL-O-RING						
8		1	516-2803	1	VALVE AS-PUMP						
		1	516-0687	1	SEAL-O-RING						
		1	516-0688	1	SEAL-O-RING						
9		1	516-1375	1	BOLT-HEAD						



GRAPHIC #1

<END>

g06140502

FUEL SYSTEM

517-3301 PUMP GP-FUEL

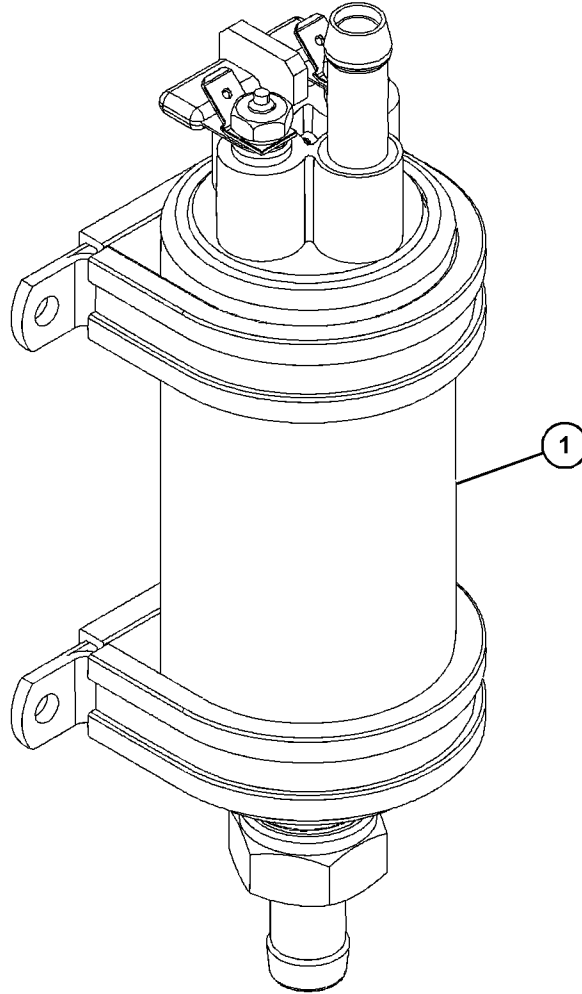
S/N: TD21-UP

PART OF 492-2140 ENGINE AR-PRIMARY
AN ATTACHMENT

SMCS - 1256

i06814187

NOTE	REF NO	GRAPHIC REF	PART NUMBER	QTY	PART NAME						SEE PAGE
					1	2	3	4	5	6 (PRODUCT LEVEL)	
	1	1	504-9659	1	PUMP GP-FUEL						
		1	449-2411	1	CLIP						



GRAPHIC #1

<END>

g06128740

FUEL SYSTEM

516-8018 PUMP GP-FUEL INJECTION

S/N: TD21-UP

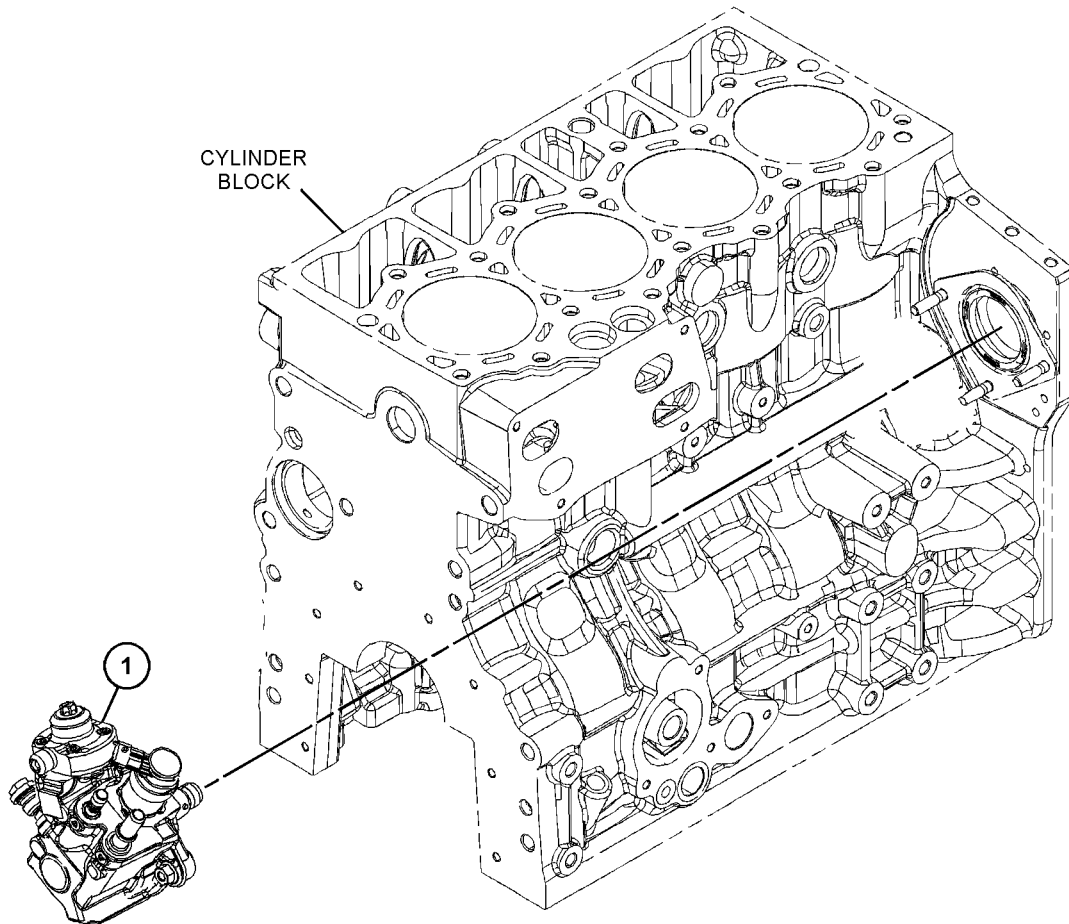
PART OF 492-2140 ENGINE AR-PRIMARY
AN ATTACHMENT

SMCS-1251, 1290

i06813067

NOTE	REF NO	GRAPHIC REF	PART NUMBER	QTY	PART NAME						SEE PAGE
					1	2	3	4	5	6 (PRODUCT LEVEL)	
Y	1	1	516-3788	1	PUMP & MTG GP-UNIT INJ HYD						117

Y - SEPARATE ILLUSTRATION



GRAPHIC #1

<END>

g06131618

FUEL SYSTEM

516-7906 RAIL GP-FUEL

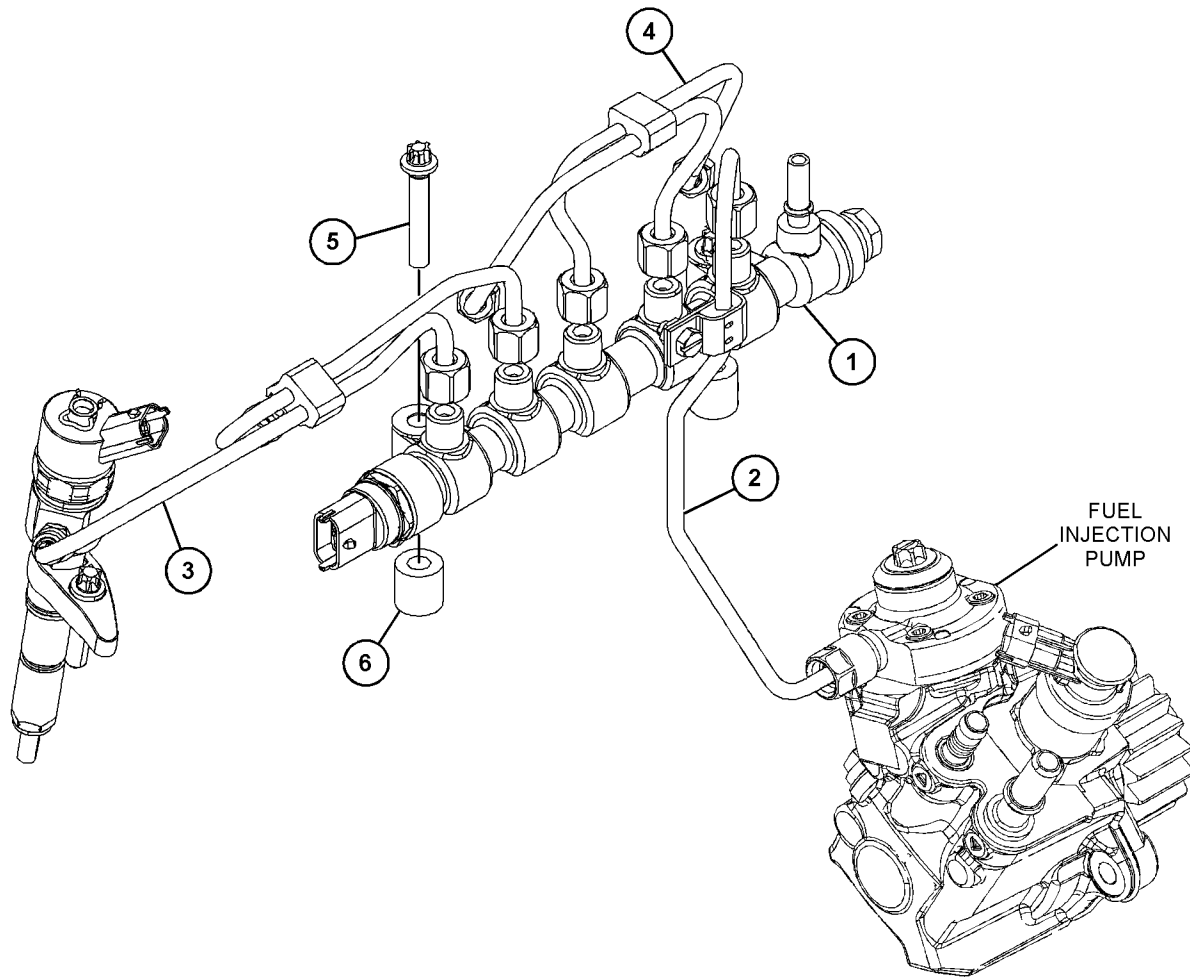
S/N: TD21-UP

PART OF 492-2140 ENGINE AR-PRIMARY
AN ATTACHMENT

SMCS-127A, 1288

i06812362

NOTE	REF NO	GRAPHIC REF	PART NUMBER	QTY	PART NAME						SEE PAGE
					1	2	3	4	5	6 (PRODUCT LEVEL)	
	1	1	449-2416	1	RAIL GP-FUEL						
		1	449-2468	1	KIT-REPAIR						
		1	447-2188	1	SEAL-O-RING						
2		1	459-4168	1	HOSE						
3		1	459-4165	1	HOSE						
4		1	459-4166	1	HOSE						
5		1	459-2658	2	BOLT						
6		1	459-4171	2	SPACER						



GRAPHIC #1

<END>

g06128990

FUEL SYSTEM

494-9799 TANK & MTG GP-FUEL

104-LITER (27.4-US GAL)

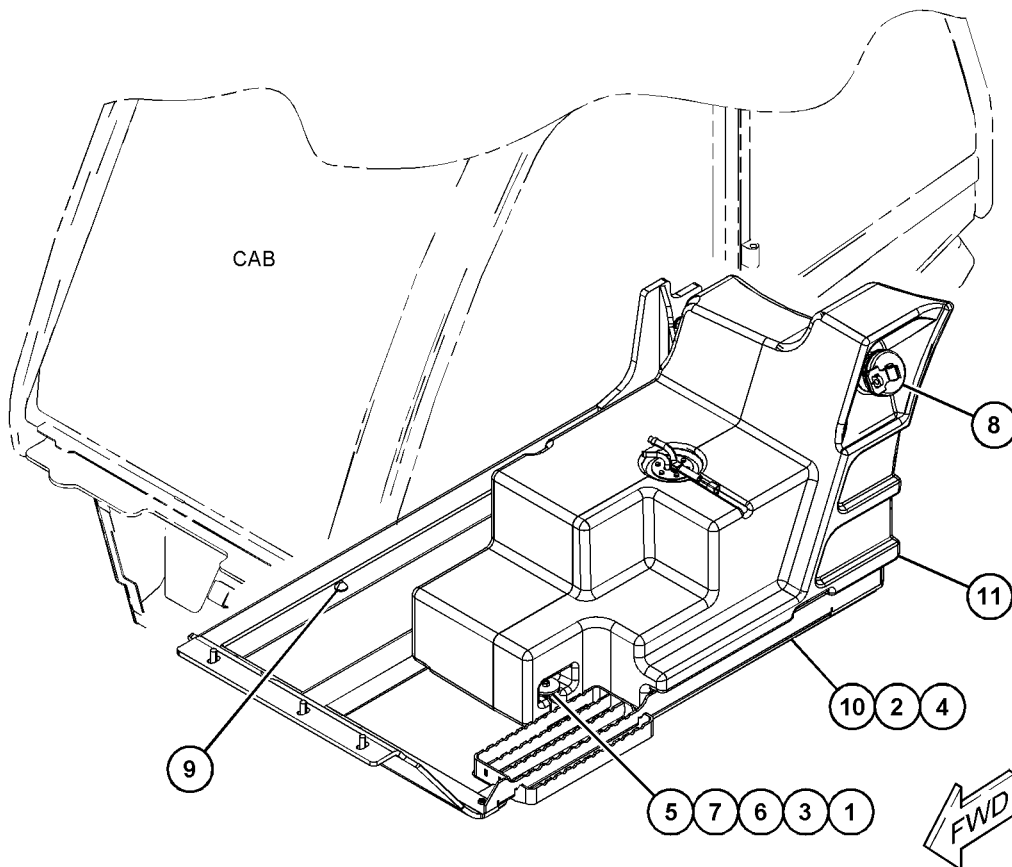
PART OF 495-1910, 495-1911 CHASSIS AR

SMCS-1273

i06603307

NOTE	REF NO	GRAPHIC REF	PART NUMBER	QTY	PART NAME						SEE PAGE
					1	2	3	4	5	6 (PRODUCT LEVEL)	
M	1	1	285-9066	2	BOLT (M8X1.25X65-MM)						
M	2	1	8T-4956	6	BOLT (M12X1.75X35-MM)						
M	3	1	5C-7261	4	NUT (M8X1.25-THD)						
	4	1	8T-4223	6	WASHER-HARD (13.5X25.5X3-MM THK)						
	5	1	224-3105	4	WASHER (9X55X5-MM THK)						
	6	1	224-8472	4	WASHER (25X55X4-MM THK)						
	7	1	314-5519	4	SPACER (10X22X42-MM THK)						
	8	1	284-9039	1	CAP-FUEL (VENTED)						
	9	1	472-5352	4	MOUNT						
	10	1	494-9555	1	SUPPORT AS						
	11	1	495-0068	1	TANK GP-FUEL						
M		1	8T-0325	6	BOLT (M5X0.8X14-MM)						
		1	385-5360	1	ADAPTER-FUEL CAP						
		1	<i>148-8410</i>	1	PLUG AS						
		1	2M-9780	1	SEAL-O-RING						
		1	9S-4190	1	PLUG-O-RING (7/8-14-THD)						
		1	494-9758	1	SENDER AS-FUEL LEVEL						

M - METRIC PART



GRAPHIC #1

<END>

g06057996

ELECTRICAL AND STARTING SYSTEM

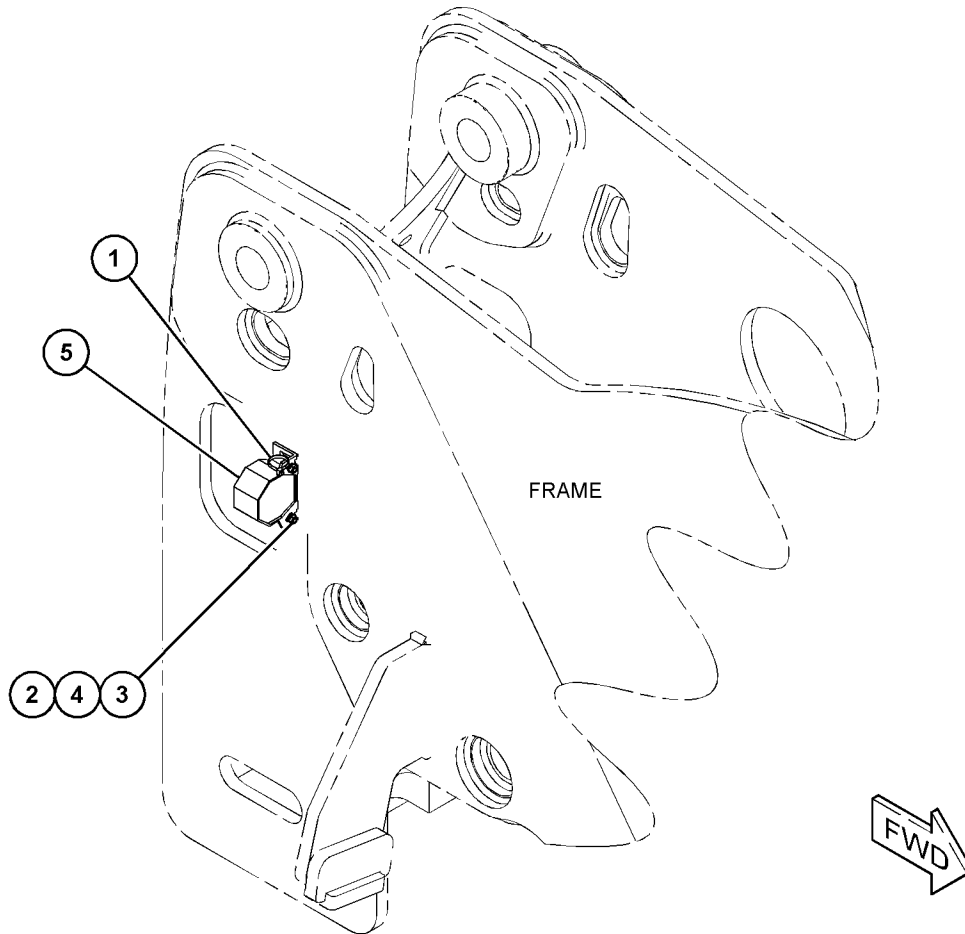
492-2086 ALARM GP-REVERSE PART OF 495-1910, 495-1911 CHASSIS AR

SMCS-7400, 7402, 7407

i06603246

NOTE	REF NO	GRAPHIC REF	PART NUMBER	QTY	PART NAME						SEE PAGE
					1	2	3	4	5	6 (PRODUCT LEVEL)	
	1	1	3S-2093	1	STRAP-CABLE						
M	2	1	5C-9553	2	BOLT (M6X1X16-MM)						
M	3	1	5C-2890	2	NUT (M6X1-THD)						
	4	1	8T-4205	4	WASHER-HARD (7.2X14.5X2-MM THK)						
	5	1	325-7701	1	ALARM-BACK UP						

M - METRIC PART



GRAPHIC #1

<END>

g06045426

ELECTRICAL AND STARTING SYSTEM

516-9331 ALTERNATOR GP-CHARGING

S/N: TD21-UP

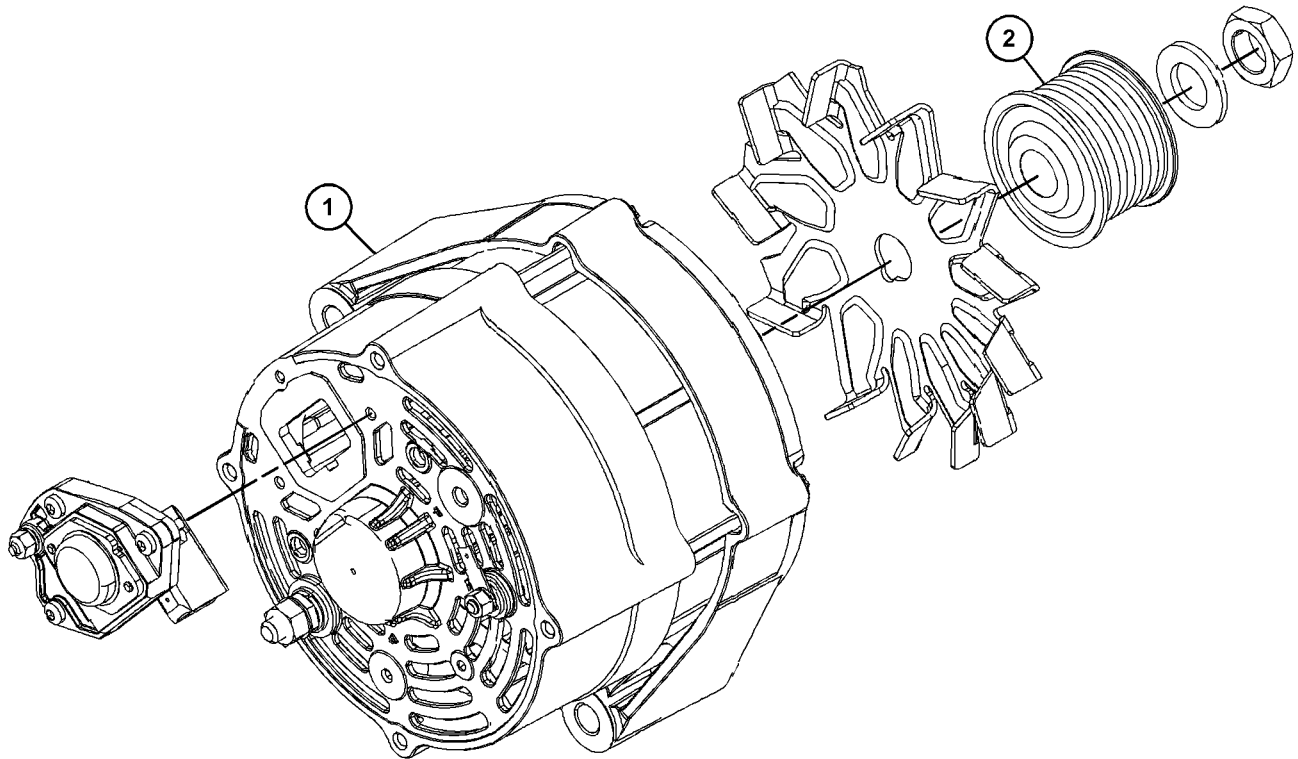
PART OF 492-2140 ENGINE AR-PRIMARY
AN ATTACHMENT

SMCS-1405

i06814086

NOTE	REF NO	GRAPHIC REF	PART NUMBER	QTY	PART NAME						SEE PAGE
					1	2	3	4	5	6 (PRODUCT LEVEL)	
	1	1	516-4504	1	ALTERNATOR GP						
		1	447-2111	1	WASHER						
		1	447-2118	1	NUT						
		1	516-1410	1	CONTROLLER						
		1	516-1411	1	FAN						
2		1	459-3299	1	PULLEY						

PARTS SHOWN IN GRAPHIC(S) WITHOUT A REFERENCE NUMBER ARE NOT SERVICED SEPARATELY



GRAPHIC #1

<END>

g06128325

ELECTRICAL AND STARTING SYSTEM

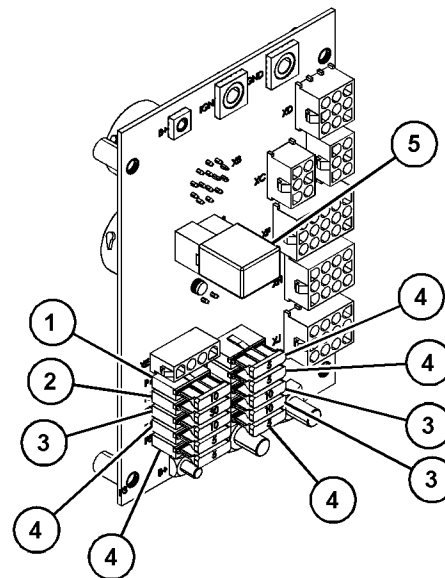
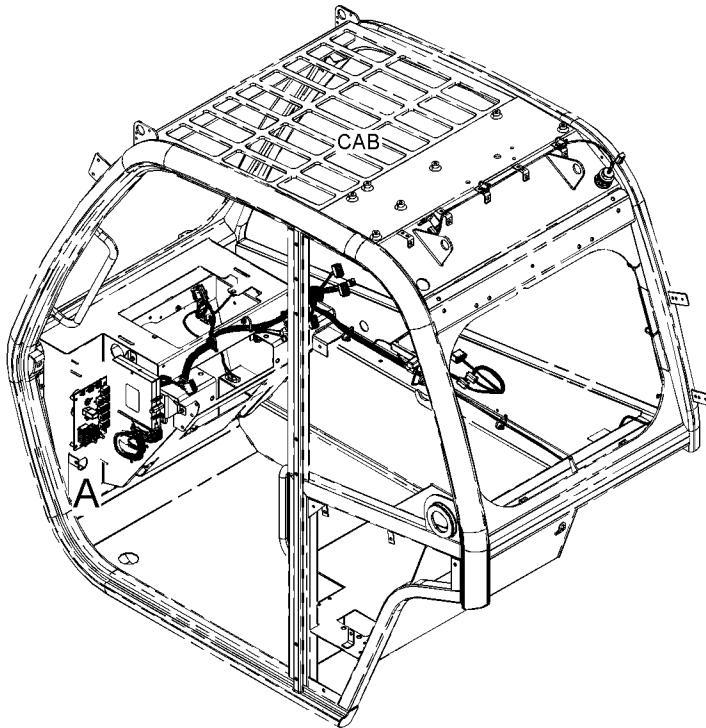
474-4149 BOARD AS-CIRCUIT

PART OF 493-1110 WIRING GP-CAB
AN ATTACHMENT

SMCS-1418

i06080179

NOTE	REF NO	GRAPHIC REF	PART NUMBER	QTY	PART NAME						SEE PAGE
					1	2	3	4	5	6 (PRODUCT LEVEL)	
	1	1	113-8490	1	FUSE (10-AMPERE)						
	2	1	8T-9636	1	FUSE (30-AMPERE)						
	3	1	9W-1442	3	FUSE (10-AMPERE)						
	4	1	141-2759	5	FUSE (5-AMPERE)						
	5	1	478-5125	1	RELAY AS (12-VOLT) (HORN)						



VIEW OF AREA A

GRAPHIC #1

<END>

g03821484

ELECTRICAL AND STARTING SYSTEM

477-0671 CAMERA & MOUNTING GP AN ATTACHMENT

SMCS-7348

i06586882

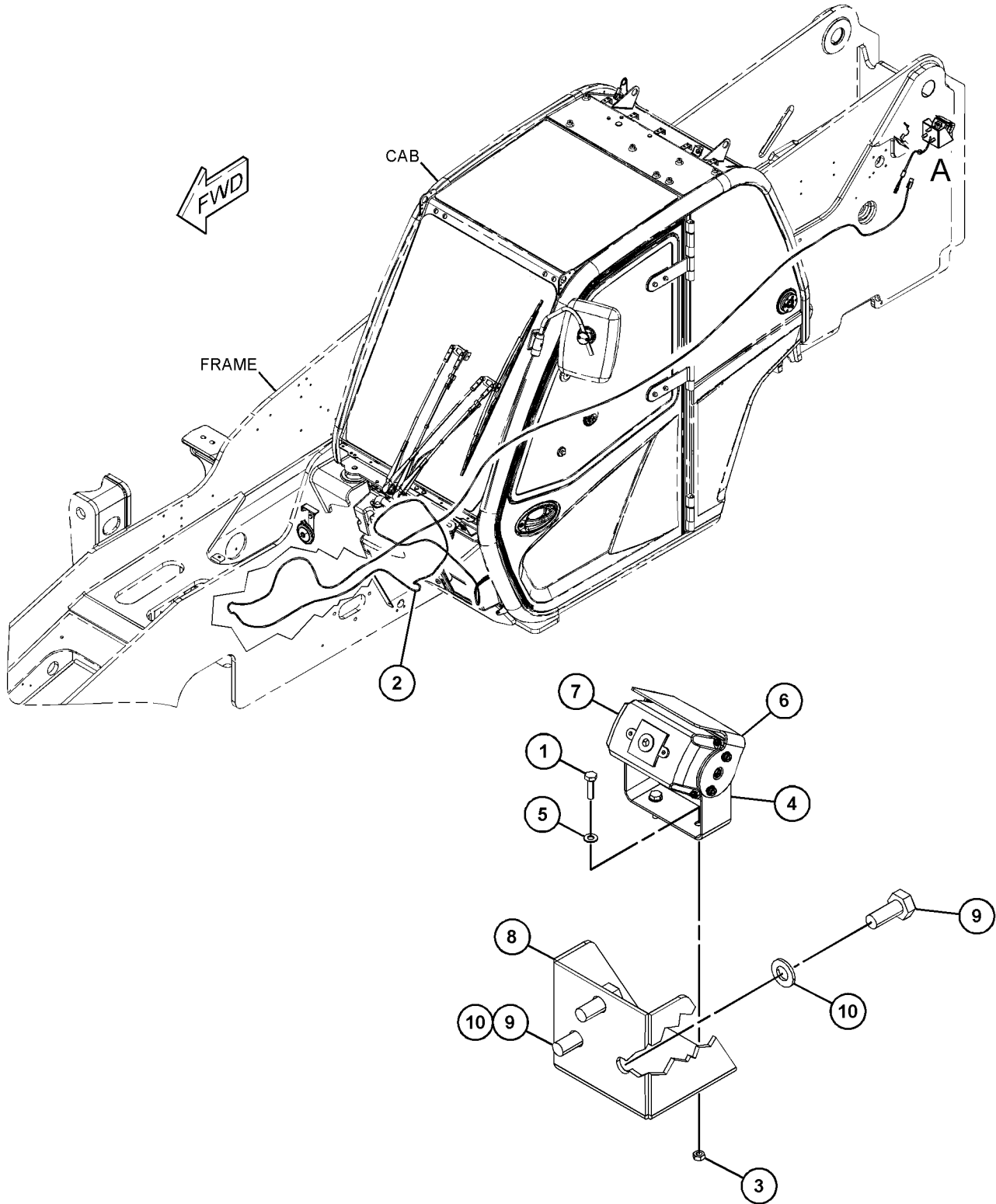
NOTE	REF NO	GRAPHIC REF	PART NUMBER	QTY	PART NAME						SEE PAGE
					1	2	3	4	5	6 (PRODUCT LEVEL)	
M	1	1	170-5632	2	BOLT (M4X0.7X16-MM)						
	2	1	477-0674	1	CABLE						
M	3	1	5C-8312	2	NUT (M4X0.7-THD)						
	4	1	499-5045	1	BRACKET						
	5	1	5W-5038	2	WASHER (4.3X9X0.8-MM THK)						
	6	1	499-5046	1	BRACKET						
	7	1	474-9802	1	CAMERA						
	8	1	502-5394	1	BRACKET AS						
M	9	1	8T-4136	3	BOLT (M10X1.5X25-MM)						
	10	1	8T-4121	3	WASHER-HARD (11X21X2.5-MM THK)						

M - METRIC PART

ELECTRICAL AND STARTING SYSTEM

477-0671 CAMERA & MOUNTING GP (contd.)

106586882



VIEW OF AREA A
(PARTS REMOVED FOR CLARITY AND EXPLODED)

GRAPHIC #1

<END>

g06036902

ELECTRICAL AND STARTING SYSTEM

499-5903 CAMERA & MOUNTING GP

FOR USE WITH 474-6061-PAGE: 511

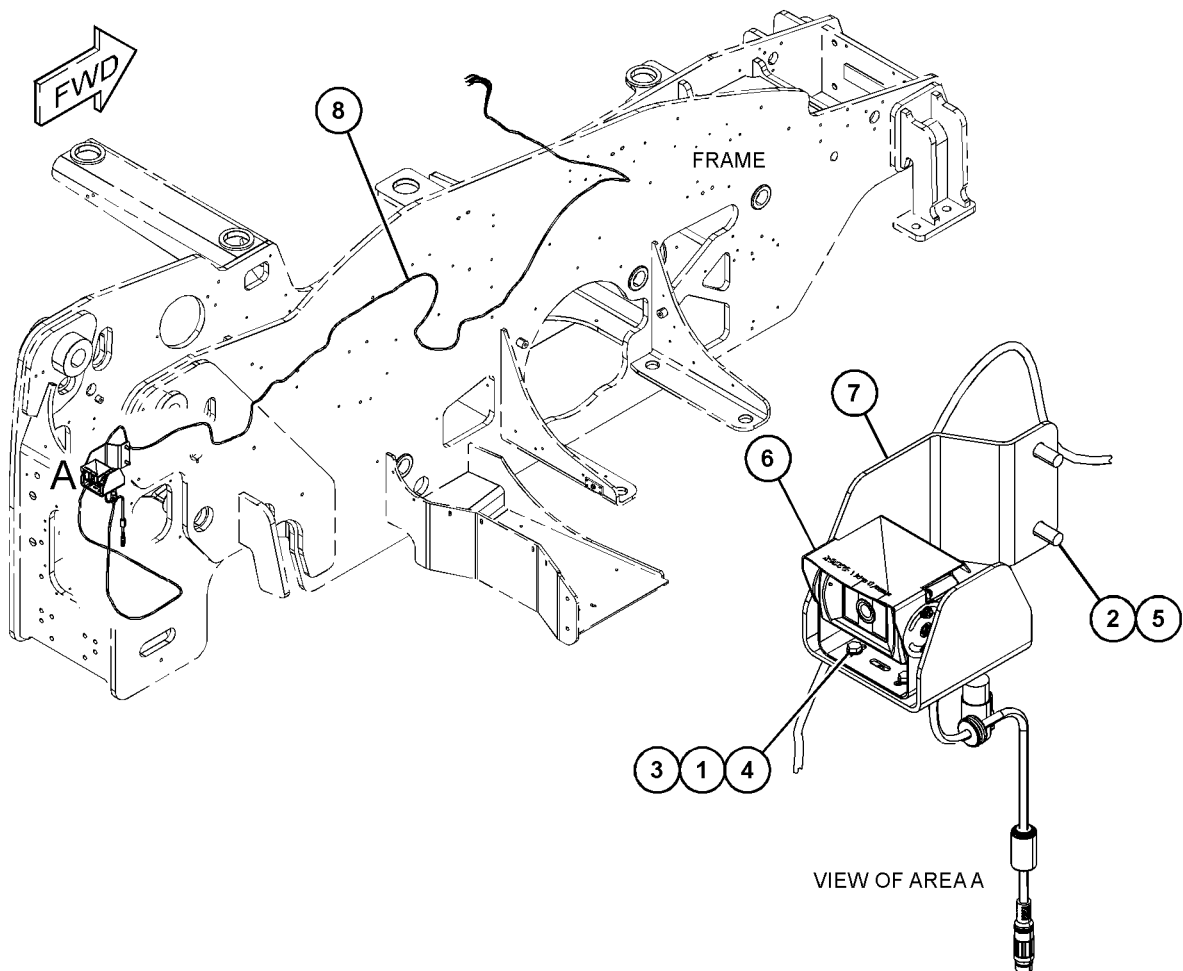
AN ATTACHMENT

SMCS-7348

i06809335

NOTE	REF NO	GRAPHIC REF	PART NUMBER	QTY	PART NAME						SEE PAGE
					1	2	3	4	5	6	
M	1	1	170-5632	2	BOLT (M4X0.7X16-MM)						
M	2	1	8T-4189	2	BOLT (M8X1.25X20-MM)						
M	3	1	5C-8312	2	NUT (M4X0.7-THD)						
	4	1	5W-5038	4	WASHER (4.3X9X0.8-MM THK)						
	5	1	8T-4224	2	WASHER-HARD (8.8X16X2-MM THK)						
	6	1	474-9802	1	CAMERA						
	7	1	499-5901	1	BRACKET						
	8	1	499-5904	1	CABLE						

M - METRIC PART



GRAPHIC #1

<END>

g06126134

ELECTRICAL AND STARTING SYSTEM

521-2726 CAMERA & MOUNTING GP-REVERSE

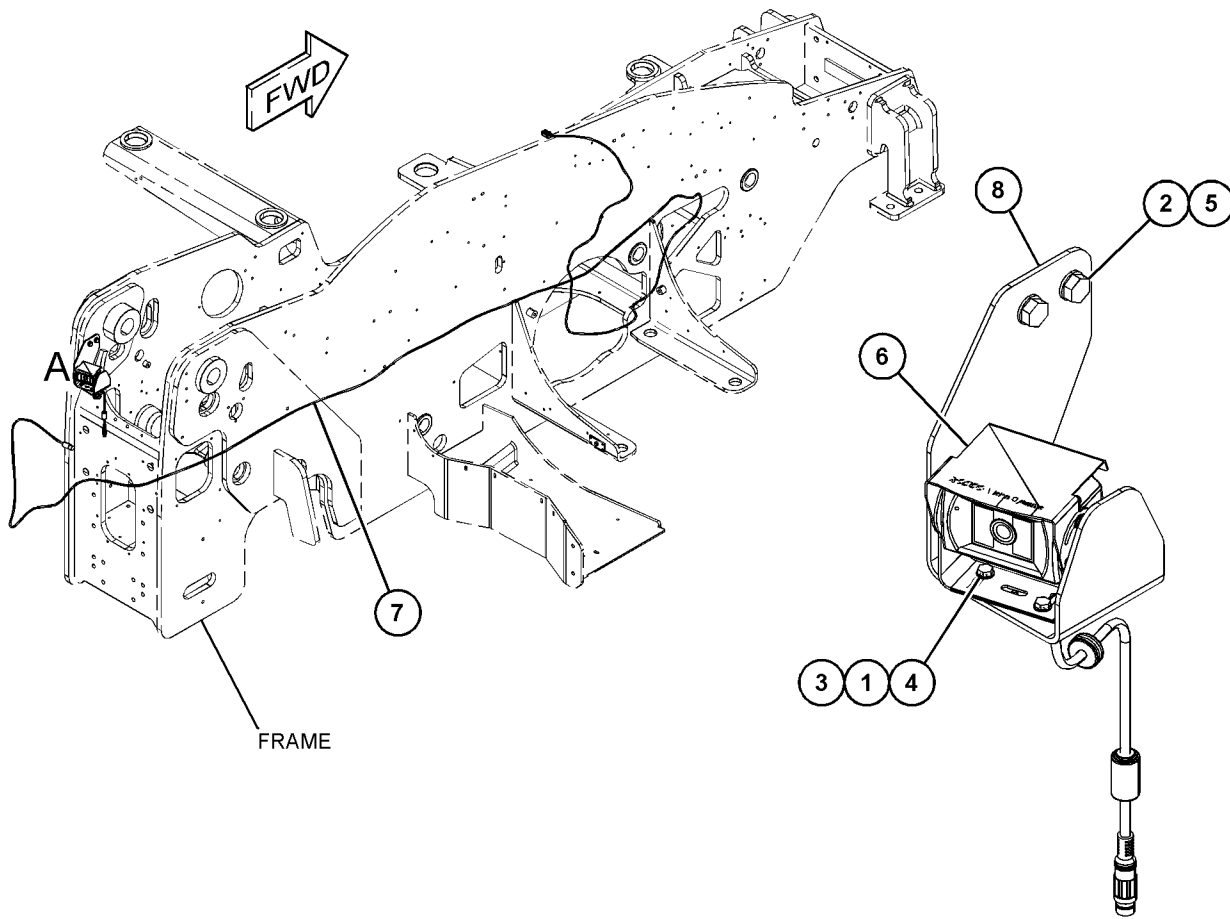
CANNOT BE USED WITH HYDRAULIC HITCH
AN ATTACHMENT

SMCS-7348

i06809210

NOTE	REF NO	GRAPHIC REF	PART NUMBER	QTY	PART NAME						SEE PAGE
					1	2	3	4	5	6 (PRODUCT LEVEL)	
M	1	1	170-5632	2	BOLT (M4X0.7X16-MM)						
M	2	1	8T-4189	2	BOLT (M8X1.25X20-MM)						
M	3	1	5C-8312	2	NUT (M4X0.7-THD)						
	4	1	5W-5038	4	WASHER (4.3X9X0.8-MM THK)						
	5	1	8T-4224	2	WASHER-HARD (8.8X16X2-MM THK)						
	6	1	474-9802	1	CAMERA						
	7	1	499-5904	1	CABLE						
	8	1	521-2727	1	BRACKET						

M - METRIC PART



VIEW OF AREA A

GRAPHIC #1

<END>

g06126101

ELECTRICAL AND STARTING SYSTEM

474-9674 CONTROL GP-ELECTRONIC

PART OF 494-9549 WIRING GP-CHASSIS

SMCS-1901, 1902, 3168, 7490

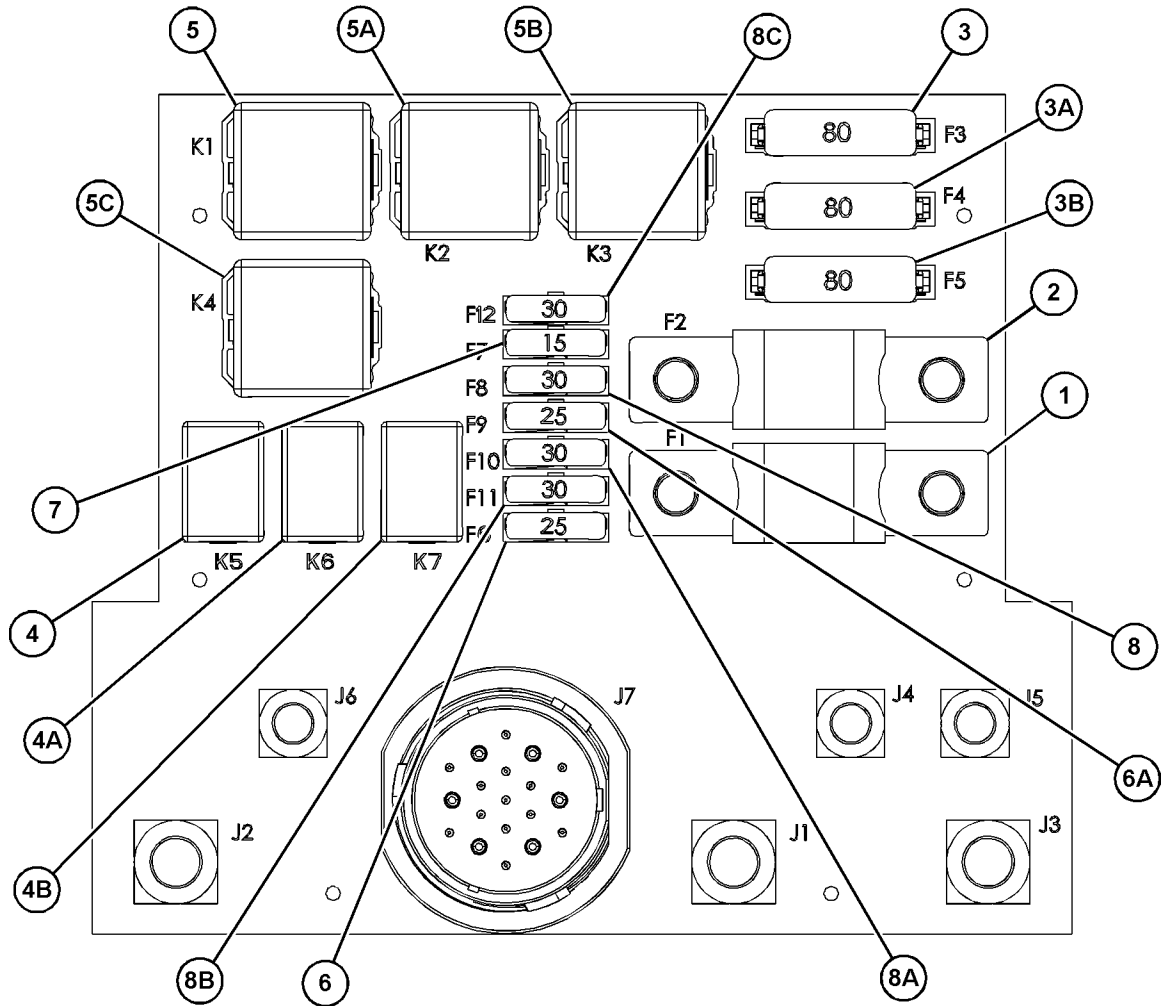
i06181537

NOTE	REF NO	GRAPHIC REF	PART NUMBER	QTY	PART NAME						SEE PAGE	
					1	2	3	4	5	6 (PRODUCT LEVEL)		
	1	1	478-5135	1	FUSE	(150-AMPERE)	(GLOW PLUGS)					
	2	1	478-5136	1	FUSE	(200-AMPERE)	(ALTERNATOR)					
	3	1	478-5142	1	FUSE	(80-AMPERE)	(FRONT FRAME)					
	3A	1	478-5142	1	FUSE	(80-AMPERE)	(REAR FRAME)					
	3B	1	478-5142	1	FUSE	(80-AMPERE)	(CAB)					
	4	1	478-5144	1	RELAY AS	(30-AMPERE)						
	4A	1	478-5144	1	RELAY AS	(30-AMPERE)						
	4B	1	478-5144	1	RELAY AS	(30-AMPERE)						
	5	1	478-5143	1	RELAY AS	(70-AMPERE)						
	5A	1	478-5143	1	RELAY AS	(70-AMPERE)						
	5B	1	478-5143	1	RELAY AS	(70-AMPERE)						
	5C	1	478-5143	1	RELAY AS	(70-AMPERE)						
	6	1	113-8493	1	FUSE	(25-AMPERE)	(IGNITION)					
	6A	1	113-8493	1	FUSE	(25-AMPERE)	(CAB)					
	7	1	9W-1441	1	FUSE	(15-AMPERE)	(FRAME)					
	8	1	8T-9636	1	FUSE	(30-AMPERE)	(ECM)					
	8A	1	8T-9636	1	FUSE	(30-AMPERE)	(AIR CONDITIONER, HEATER FAN)					
	8B	1	8T-9636	1	FUSE	(30-AMPERE)	(STARTER)					
	8C	1	8T-9636	1	FUSE	(30-AMPERE)	(CAB)					

ELECTRICAL AND STARTING SYSTEM

474-9674 CONTROL GP-ELECTRONIC (contd.)

i06181537



GRAPHIC #1

<END>

g03822674

ELECTRICAL AND STARTING SYSTEM

516-8004 CONTROL GP-ELECTRONIC

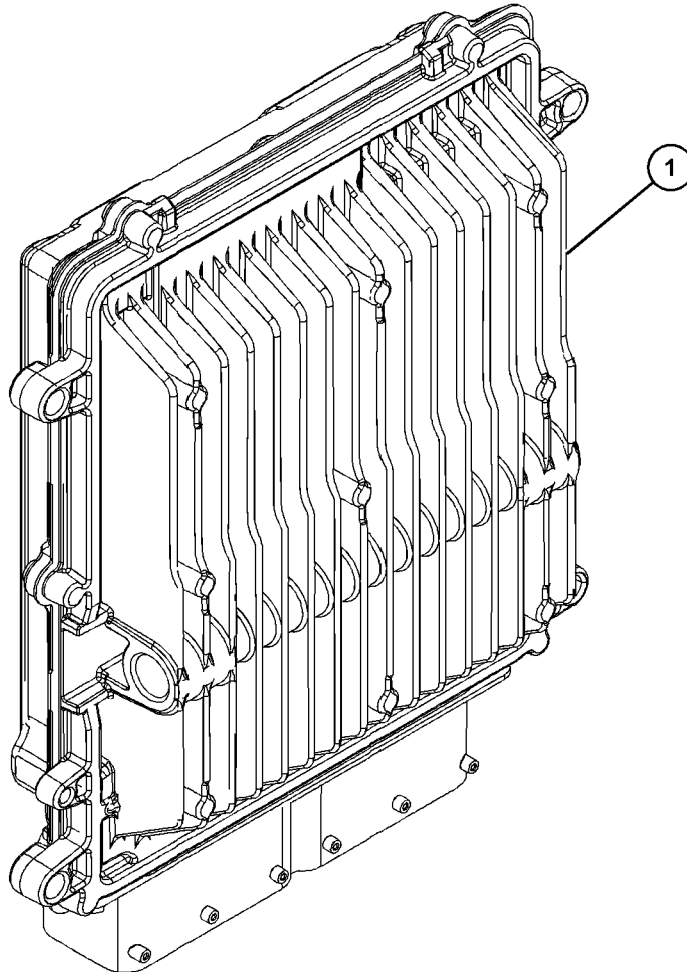
S/N: TD21-UP

PART OF 492-2140 ENGINE AR-PRIMARY
AN ATTACHMENT

SMCS-1901, 1902, 3168, 7490

i06813028

NOTE	REF NO	GRAPHIC REF	PART NUMBER	QTY	PART NAME						SEE PAGE
					1	2	3	4	5	6 (PRODUCT LEVEL)	
	1	1	516-1333	1	CONTROLLER						



GRAPHIC #1

<END>

g06126822

ELECTRICAL AND STARTING SYSTEM

516-8732 GLOW PLUG GP

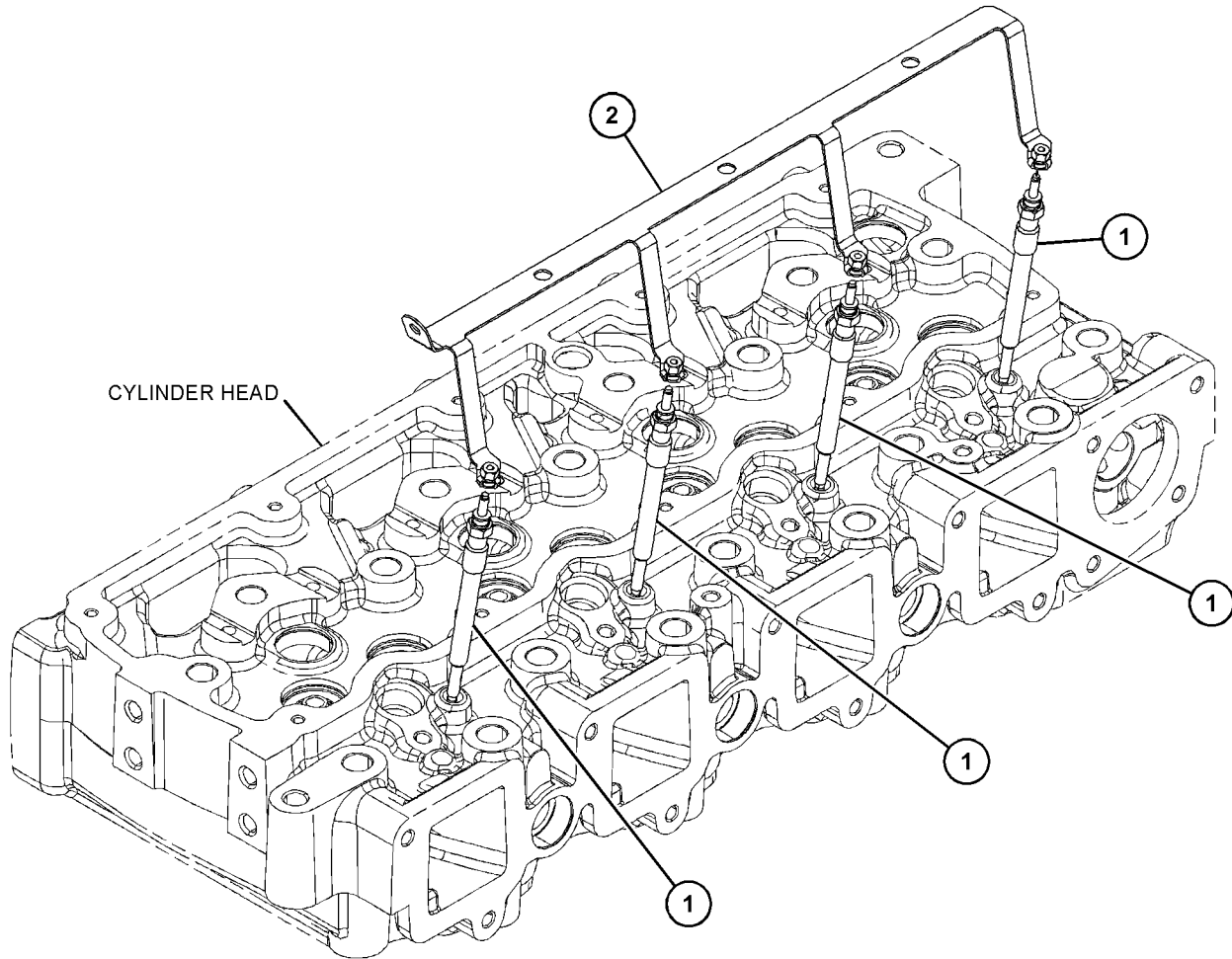
S/N: TD21-UP

PART OF 492-2140 ENGINE AR-PRIMARY
AN ATTACHMENT

SMCS-1412

i06814007

NOTE	REF NO	GRAPHIC REF	PART NUMBER	QTY	PART NAME						SEE PAGE
					1	2	3	4	5	6 (PRODUCT LEVEL)	
1	1	1	459-2816	4	PLUG-GLOW						
2	1	1	459-4200	1	RAIL						



GRAPHIC #1

<END>

g06133052

ELECTRICAL AND STARTING SYSTEM

477-0021 HARNESS AS-CAB

CAB

PART OF 493-1110 WIRING GP-CAB
AN ATTACHMENT

SMCS-1408

i06591353

NOTE	PART NUMBER	QTY	PART NAME						SEE PAGE
			1	2	3	4	5	6 (PRODUCT LEVEL)	
	9W-0852	1	PIN-CONNECTOR (14-GA TO 16-GA)						
	9X-3401	3	PIN-CONNECTOR (16-GA TO 18-GA)						
	8T-8737	13	PLUG-SEAL						
	323-7236	1	RECEPTACLE (2-PIN)						
	303-4970	2	SOCKET-CONNECTOR (16-GA TO 20-GA)						
<END>									

ELECTRICAL AND STARTING SYSTEM

493-1111 HARNESS AS-CAB

PART OF 493-1110 WIRING GP-CAB

AN ATTACHMENT

SMCS-1408

i06669042

NOTE	PART NUMBER	QTY	PART NAME						SEE PAGE
			1	2	3	4	5	6 (PRODUCT LEVEL)	
	334-5876	4	CONNECTOR						
	362-8011	1	CONNECTOR (10-PIN)						
	362-8013	24	CONNECTOR (10-PIN)						
	362-8041	1	CONNECTOR (6-PIN)						
	459-3500	1	CONNECTOR (3-PIN)						
	460-2707	2	CONNECTOR (12-PIN)						
	460-4116	1	CONNECTOR (3-PIN)						
	493-5720	1	CONNECTOR (10-PIN)						
	506-3892	1	CONNECTOR (4-PIN)						
	506-3893	1	CONNECTOR (4-PIN)						
	506-3894	1	CONNECTOR						
	213-8351	1	CONNECTOR AS						
	213-8351	1	CONNECTOR AS						
	5W-4957	3	HOUSING						
	196-7729	1	HOUSING						
	155-2260	2	KIT-CONNECTING PLUG (3-PIN)						
			(EACH INCLUDES PLUG AS & WEDGES)						
	9X-3401	12	PIN-CONNECTOR (16-GA TO 18-GA)						
	303-4969	15	PIN-CONNECTOR (16-GA TO 20-GA)						
	334-5870	3	PLUG (4-PIN)						
	334-5872	1	PLUG (6-PIN)						
	334-5874	1	PLUG (8-PIN)						
	362-6742	1	PLUG AS-CONNECTOR (6-PIN)						
	458-7526	3	PLUG AS-CONNECTOR (6-PIN)						
	217-5888	2	PLUG AS-CONNECTOR (3-PIN)						
	234-1857	1	PLUG-CONNECTOR (9-PIN)						
	234-1858	4	PLUG-CONNECTOR (12-PIN)						
	8T-8737	27	PLUG-SEAL						
	362-3821	13	PLUG-SEAL						
	104-7622	1	RECEPTACLE						
	323-7236	1	RECEPTACLE (2-PIN)						
	362-6352	2	RECEPTACLE AS-CONNECTOR (1-PIN)						
	362-6353	4	RECEPTACLE AS-CONNECTOR (1-PIN)						
	362-8040	1	RECEPTACLE AS-CONNECTOR (6-PIN)						
	423-0594	4	RECEPTACLE AS-CONNECTOR (15-PIN)						
	325-9568	1	RECEPTACLE-CONNECTOR (9-PIN)						
	128-5016	8	SEAL-CABLE						
	356-2911	2	SOCKET-CONNECTOR (16-GA TO 20-GA)						
	303-4970	58	SOCKET-CONNECTOR (16-GA TO 20-GA)						
	122-4401	147	TERMINAL						
	125-2627	2	TERMINAL						
	305-5502	6	TERMINAL (18-GA)						
	334-5871	1	TERMINAL (2-PIN)						
	368-9616	13	TERMINAL						
	390-0057	8	TERMINAL						
	459-3499	2	TERMINAL						
	478-7684	7	TERMINAL						
	493-5721	7	TERMINAL						

ELECTRICAL AND STARTING SYSTEM

493-1111 **HARNESS AS-CAB (contd.)**

i06669042

NOTE	PART NUMBER	QTY	PART NAME						SEE PAGE
			1	2	3	4	5	6 (PRODUCT LEVEL)	
	493-5892	2	TERMINAL						
	506-3898	3	TERMINAL						
<END>									

494-9192 **HARNESS AS-CHASSIS**

PART OF 494-9549 WIRING GP-CHASSIS

SMCS-1408

i06750415

NOTE	PART NUMBER	QTY	PART NAME						SEE PAGE
			1	2	3	4	5	6 (PRODUCT LEVEL)	
	460-2707	3	CONNECTOR (12-PIN)						
	460-4116	4	CONNECTOR (3-PIN)						
	155-2260	5	KIT-CONNECTING PLUG (3-PIN)						
			(EACH INCLUDES PLUG AS, WEDGE, & INTERFACE SEAL)						
	9X-3401	1	PIN-CONNECTOR (16-GA TO 18-GA)						
	303-4969	2	PIN-CONNECTOR (16-GA TO 20-GA)						
	334-5870	1	PLUG (4-PIN)						
	334-5872	3	PLUG (6-PIN)						
	334-5874	2	PLUG (8-PIN)						
	247-8195	1	PLUG AS						
	197-7261	1	PLUG AS-CONNECTOR (19-PIN)						
	230-4011	2	PLUG AS-CONNECTOR (2-PIN)						
	8T-8737	45	PLUG-SEAL						
	456-1570	6	RING-TERMINAL						
	7T-0094	4	SOCKET-CONNECTOR (12-GA TO 14-GA)						
	303-4970	83	SOCKET-CONNECTOR (16-GA TO 20-GA)						
	322-4838	3	SOCKET-CONNECTOR (16-GA TO 18-GA)						
	356-2911	12	SOCKET-CONNECTOR (16-GA TO 20-GA)						
	334-5871	10	TERMINAL (2-PIN)						
	334-5879	7	TERMINAL						
<END>									

ELECTRICAL AND STARTING SYSTEM

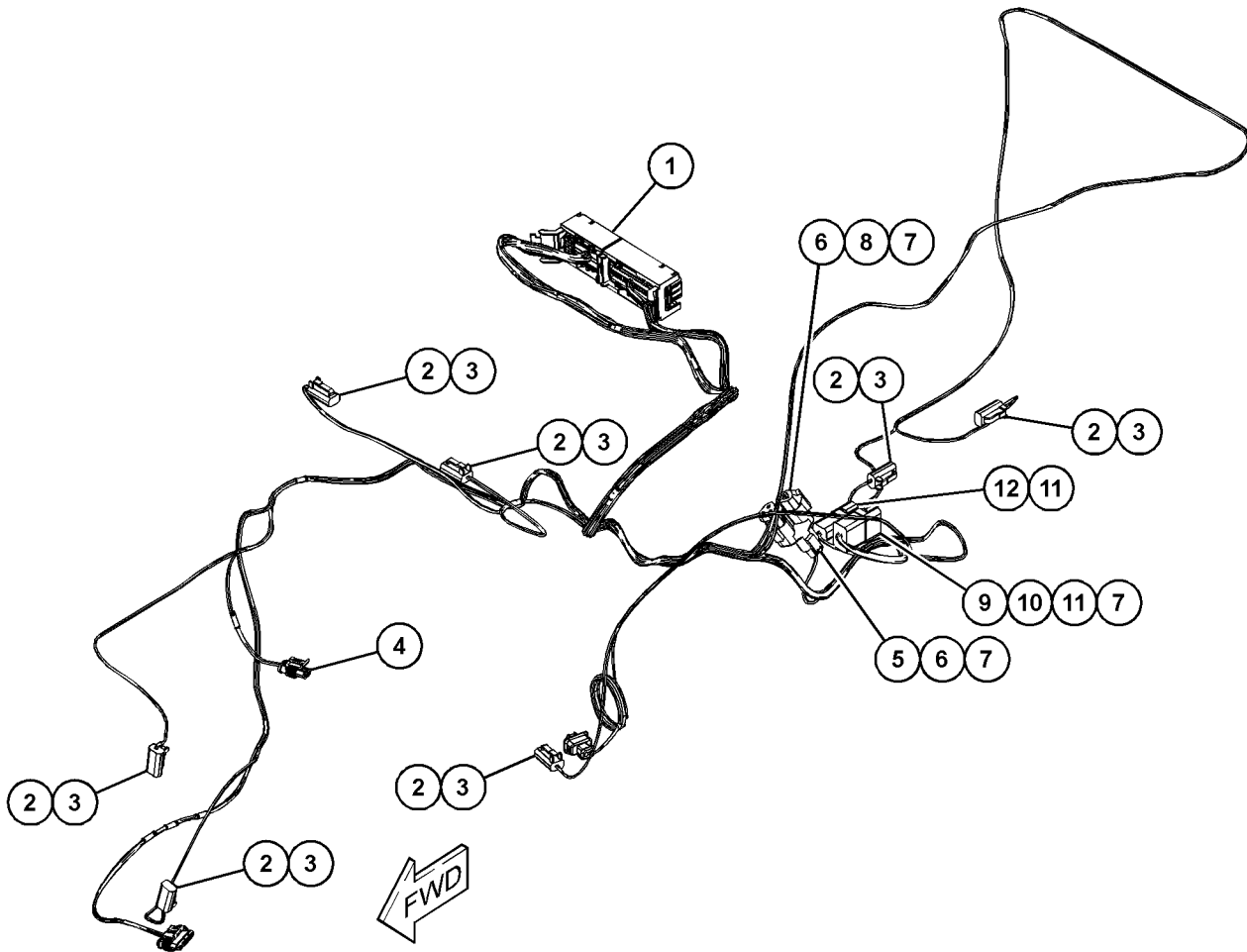
494-9257 HARNESS AS-CHASSIS

PART OF 494-9549 WIRING GP-CHASSIS

SMCS-1408

i06750414

NOTE	REF NO	GRAPHIC REF	PART NUMBER	QTY	PART NAME						SEE PAGE
					1	2	3	4	5	6 (PRODUCT LEVEL)	
	1	1	449-3147	7	SOCKET-CONNECTOR						
	2	1	334-5871	7	TERMINAL (2-PIN)						
	3	1	303-4970	14	SOCKET-CONNECTOR (16-GA TO 20-GA)						
	4	1	362-4935	1	CONNECTOR (2-PIN)						
	5	1	155-2260	1	KIT-CONNECTING PLUG (3-PIN)						
					(INCLUDES PLUG AS, WEDGE, & INTERFACE SEAL)						
	6	1	356-2911	4	SOCKET-CONNECTOR (16-GA TO 20-GA)						
	7	1	8T-8737	4	PLUG-SEAL						
	8	1	460-4116	1	CONNECTOR (3-PIN)						
	9	1	334-5875	1	PLUG						
	10	1	9W-0852	2	PIN-CONNECTOR (14-GA TO 16-GA)						
	11	1	303-4969	8	PIN-CONNECTOR (16-GA TO 20-GA)						
	12	1	323-7237	1	RECEPTACLE (4-PIN)						



GRAPHIC #1

<END>

g06106215

ELECTRICAL AND STARTING SYSTEM

495-2277 HARNESS AS-ENGINE

S/N: TD31-UP

PART OF 495-2269 WIRING GP-ENGINE
AN ATTACHMENT

SMCS-1403, 1408

i06649606

NOTE	PART NUMBER	QTY	PART NAME 1 2 3 4 5 6 (PRODUCT LEVEL)	SEE PAGE
	459-3502	1	CONNECTOR	
	459-3504	1	CONNECTOR	
	460-4116	6	CONNECTOR (3-PIN)	
	196-2385	1	KIT-CONNECTING PLUG (8-PIN)	
	155-2260	6	KIT-CONNECTING PLUG (3-PIN)	
			(EACH PLUG KIT INCLUDES PLUG AS, WEDGE, & INTERFACE SEAL)	
	499-4254	1	KIT-RECEPTACLE	
	102-8801	1	KIT-RECEPTACLE (12-PIN)	
	371-8537	1	KIT-RECEPTACLE (4-PIN)	
			(EACH RECEPTACLE KIT INCLUDES RECEPTACLE AS & WEDGE)	
	9W-0852	3	PIN-CONNECTOR (14-GA TO 16-GA)	
	303-4969	11	PIN-CONNECTOR (16-GA TO 20-GA)	
	303-4971	4	PIN-CONNECTOR (12-GA TO 14-GA)	
	202-5397	4	PLUG	
	459-3505	2	PLUG	
	176-1477	1	PLUG AS (2-PIN)	
	8T-8737	24	PLUG-SEAL	
	456-1570	6	RING-TERMINAL	
	362-3261	2	SEAL-CONNECTOR	
	458-7529	6	SOCKET	
	356-2911	20	SOCKET-CONNECTOR (16-GA TO 20-GA)	
	303-4970	15	SOCKET-CONNECTOR (16-GA TO 20-GA)	
	122-4401	2	TERMINAL	
	334-5871	5	TERMINAL (2-PIN)	
	459-3497	2	TERMINAL	
	459-3503	6	TERMINAL	
	459-3506	6	TERMINAL	
	459-3508	6	TERMINAL	
	459-3509	2	TERMINAL	
	196-2413	2	TERMINAL AS (12-GA)	
			(EACH INCLUDES)	
	128-4123	1	SEAL-CABLE	
			<END>	

ELECTRICAL AND STARTING SYSTEM

495-4707 HARNESS AS-ENGINE

PART OF 495-4705 WIRING GP-ENGINE
AN ATTACHMENT

SMCS-1403, 1408

i06810254

NOTE	PART NUMBER	QTY	PART NAME 1 2 3 4 5 6 (PRODUCT LEVEL)	SEE PAGE
	460-2707	1	CONNECTOR (12-PIN)	
	460-4116	2	CONNECTOR (3-PIN)	
	155-2260	5	KIT-CONNECTING PLUG (3-PIN)	
			(EACH INCLUDES PLUG AS, WEDGE, & INTERFACE SEAL)	
	499-4254	1	KIT-RECEPTACLE	
	102-8801	1	KIT-RECEPTACLE (12-PIN)	
	371-8537	1	KIT-RECEPTACLE (4-PIN)	
			(EACH RECEPTACLE KIT INCLUDES RECEPTACLE AS & WEDGE)	
	9W-0852	3	PIN-CONNECTOR (14-GA TO 16-GA)	
	303-4969	12	PIN-CONNECTOR (16-GA TO 20-GA)	
	303-4971	4	PIN-CONNECTOR (12-GA TO 14-GA)	
	202-5397	2	PLUG	
	334-5872	1	PLUG (6-PIN)	
	459-3505	3	PLUG	
	230-4011	1	PLUG AS-CONNECTOR (2-PIN)	
	455-0704	1	SEAL-CONNECTOR	
	461-5690	1	PLUG AS-CONNECTOR	
	7R-2751	16	PLUG-CONNECTOR (1-PIN)	
	8T-8737	19	PLUG-SEAL	
	456-1570	10	RING-TERMINAL	
	128-5016	19	SEAL-CABLE	
	299-0348	3	SEAL-CABLE	
	362-3261	4	SEAL-CONNECTOR	
	185-1860	14	SEAL-WIRE	
	458-7529	6	SOCKET	
	356-2911	18	SOCKET-CONNECTOR (16-GA TO 20-GA)	
	322-4838	2	SOCKET-CONNECTOR (16-GA TO 18-GA)	
	368-4831	8	SOCKET-CONNECTOR (17-GA TO 20-GA)	
	372-6382	2	SOCKET-CONNECTOR	
	303-4970	23	SOCKET-CONNECTOR (16-GA TO 20-GA)	
	299-0320	1	TERMINAL (14-GA TO 16-GA)	
	334-5871	7	TERMINAL (2-PIN)	
	459-3506	9	TERMINAL	
	459-3508	13	TERMINAL	
	459-3509	2	TERMINAL	
	202-0315	13	TERMINAL AS (12-GA)	
			(EACH INCLUDES)	
	128-4123	1	SEAL-CABLE	
	202-0313	21	TERMINAL AS (18-GA)	
			(EACH INCLUDES)	
	128-5016	1	SEAL-CABLE	
	196-2413	2	TERMINAL AS (12-GA)	
			(EACH INCLUDES)	
	128-4123	1	SEAL-CABLE	
	100-5041	2	TERMINAL-RECEPTACLE (18-GA TO 20-GA)	
			<END>	

ELECTRICAL AND STARTING SYSTEM

474-4112 HARNESS AS-HEATER & AIR COND

PART OF 495-7654 AIR CONDITIONER & MOUNTING GP

AN ATTACHMENT

SMCS-1408

i06702620

NOTE	PART NUMBER	QTY	PART NAME						SEE PAGE
			1	2	3	4	5	6 (PRODUCT LEVEL)	
	362-4935	1	CONNECTOR (2-PIN)						
	362-6360	2	CONNECTOR (2-PIN)						
	9W-0852	4	PIN-CONNECTOR (14-GA TO 16-GA)						
	303-4969	2	PIN-CONNECTOR (16-GA TO 20-GA)						
	7R-2750	4	SEAL-CONNECTOR						
	267-9572	4	SOCKET-CONNECTION (18-GA)						
	334-5873	1	TERMINAL (6-PIN)						

<END>

ELECTRICAL AND STARTING SYSTEM

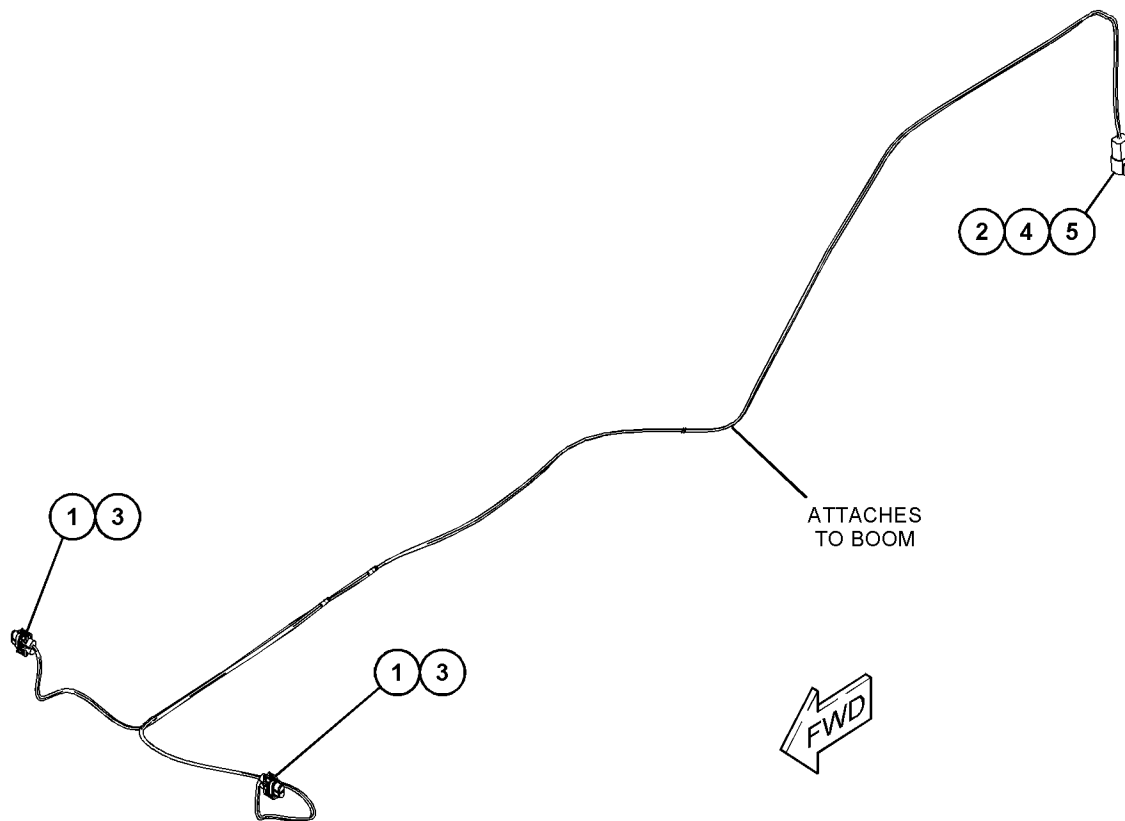
495-3047 HARNESS AS-LIGHTING

PART OF 495-2278 LIGHTING GP-BOOM, 503-7090 LIGHTING GP-FRONT
AN ATTACHMENT

SMCS-1408

i06635892

NOTE	REF NO	GRAPHIC REF	PART NUMBER	QTY	PART NAME						SEE PAGE
					1	2	3	4	5	6 (PRODUCT LEVEL)	
	1	1	334-5876	2	CONNECTOR						
	2	1	323-7237	1	RECEPTACLE (4-PIN)						
	3	1	357-6165	4	CONNECTOR (3-PIN)						
	4	1	303-4969	2	PIN-CONNECTOR (16-GA TO 20-GA)						
	5	1	8T-8737	2	PLUG-SEAL						



GRAPHIC #1

<END>

g06056923

ELECTRICAL AND STARTING SYSTEM

476-9801 HEATER AS-JACKET WATER

PART OF 505-9344 HEATER GP-BLOCK
AN ATTACHMENT

SMCS-1383

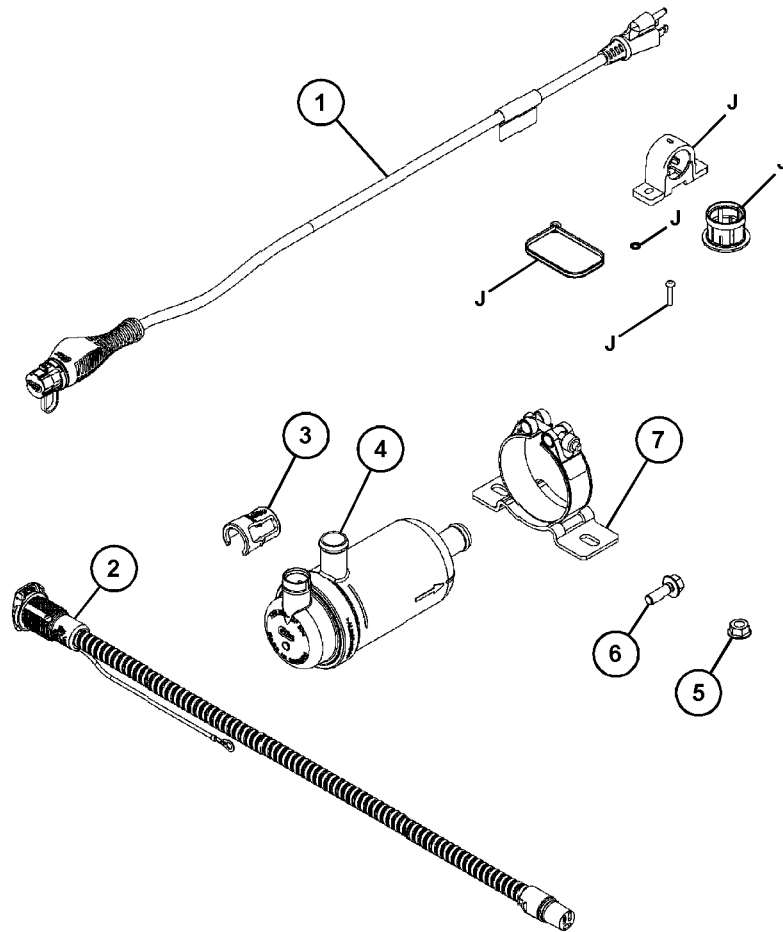
i06709886

NOTE	REF NO	GRAPHIC REF	PART NUMBER	QTY	PART NAME						SEE PAGE
					1	2	3	4	5	6	
	1	1	489-6020	1	CABLE AS						
	2	1	489-6021	1	CABLE AS						
	3	1	489-6014	1	CLIP						
	4	1	489-6015	1	HEATER						
	5	1	489-6016	2	NUT - FLANGE						
	6	1	489-6017	2	SCREW - FLANGE						
	7	1	489-6018	1	CLAMP						

AVAILABLE REPAIR KIT(S) :

489-6019 1 KIT-MOUNTING

(INCLUDES PARTS MARKED "J" IN THE GRAPHIC)



GRAPHIC #1

<END>

g06102698

ELECTRICAL AND STARTING SYSTEM

505-8509 HEATER GP-BLOCK

CANNOT BE USED WITH 505-9344
AN ATTACHMENT

SMCS-1383

i06604861

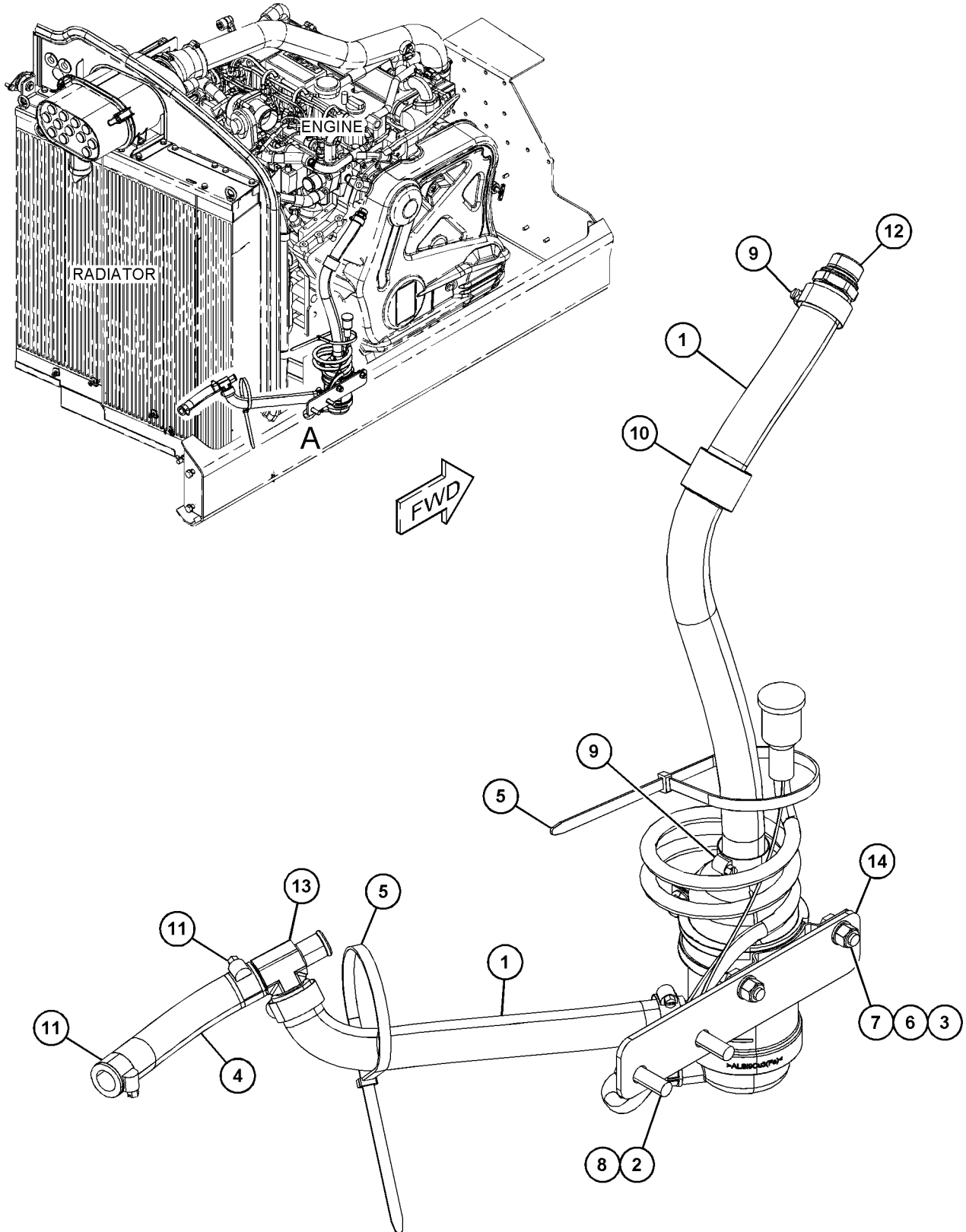
NOTE	REF NO	GRAPHIC REF	PART NUMBER	QTY	PART NAME						SEE PAGE
					1	2	3	4	5	6 (PRODUCT LEVEL)	
	1	1	505-8513	2	HOSE AS						
M	2	1	8T-4195	2	BOLT (M10X1.5X30-MM)						
M	3	1	8T-4189	2	BOLT (M8X1.25X20-MM)						
	4	1	505-8512	1	HOSE AS						
	5	1	7K-1181	2	STRAP-CABLE						
M	6	1	309-9184	2	LOCKNUT (M8X1.25-THD)						
	7	1	8T-4224	4	WASHER-HARD (8.8X16X2-MM THK)						
	8	1	298-7388	2	WASHER (10.2X18.1X2.2-MM THK)						
	9	1	303-8599	4	CLAMP						
	10	1	329-2455	1	CLIP						
	11	1	309-2982	2	CLAMP						
	12	1	505-8510	1	ADAPTER-HOSE						
	13	1	459-9629	2	TEE						
	14	1	505-8511	1	PLATE-BRACKET						

M - METRIC PART

ELECTRICAL AND STARTING SYSTEM

505-8509 HEATER GP-BLOCK (contd.)

106604861



VIEW OF AREA A

GRAPHIC #1

<END>

g06090352

ELECTRICAL AND STARTING SYSTEM

505-9344 HEATER GP-BLOCK

CANNOT BE USED WITH 505-8509-PAGE: 142

AN ATTACHMENT

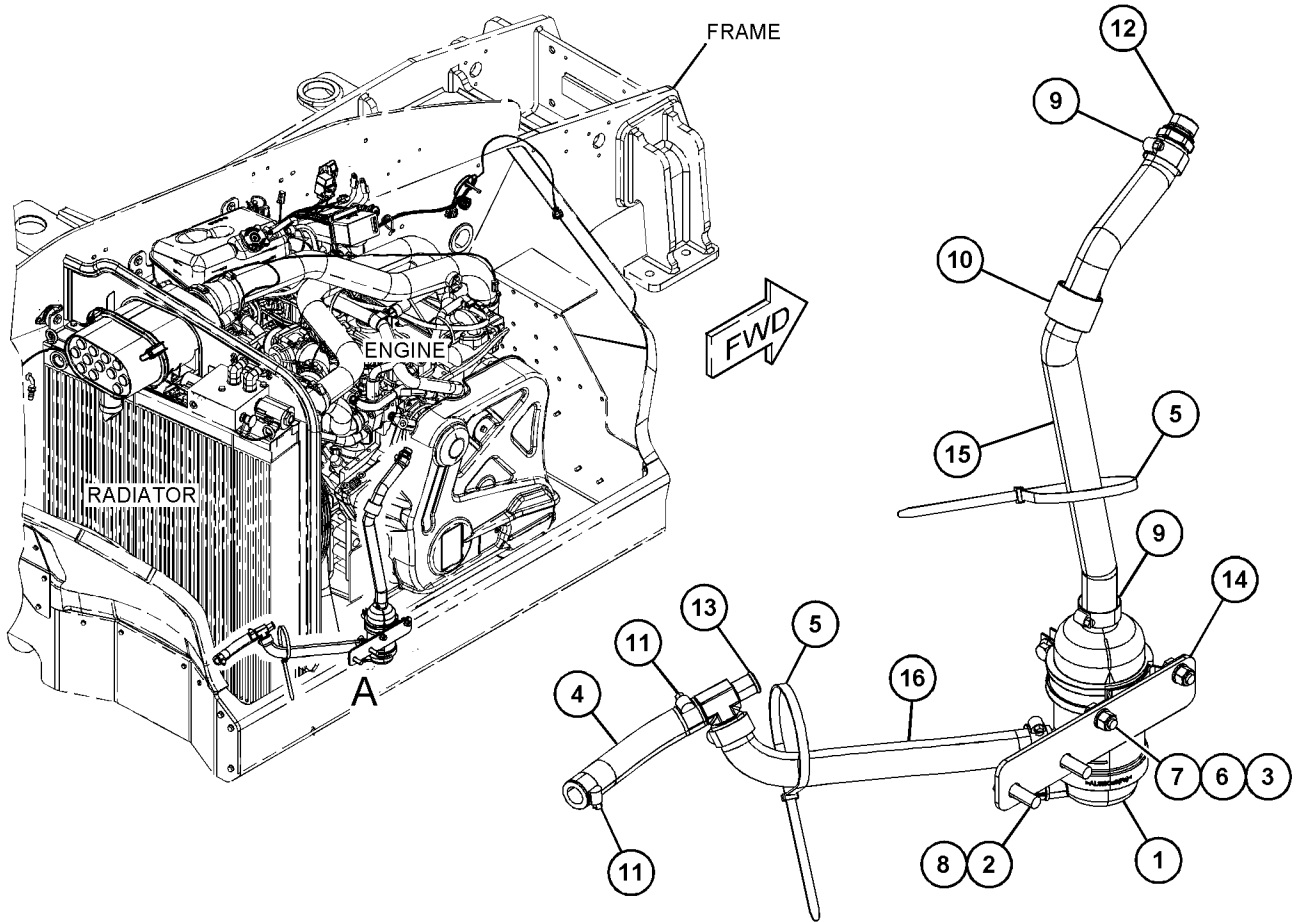
SMCS-1383

i06604860

NOTE	REF NO	GRAPHIC REF	PART NUMBER	QTY	PART NAME						SEE PAGE
					1	2	3	4	5	6 (PRODUCT LEVEL)	
Y	1	1	476-9801	1	HEATER AS-JACKET WATER						141
M	2	1	8T-4195	2	BOLT (M10X1.5X30-MM)						
M	3	1	8T-4189	2	BOLT (M8X1.25X20-MM)						
	4	1	505-8512	1	HOSE AS						
	5	1	7K-1181	2	STRAP-CABLE						
M	6	1	309-9184	2	LOCKNUT (M8X1.25-THD)						
	7	1	8T-4224	4	WASHER-HARD (8.8X16X2-MM THK)						
	8	1	298-7388	2	WASHER (10.2X18.1X2.2-MM THK)						
	9	1	303-8599	4	CLAMP						
	10	1	329-2455	1	CLIP						
	11	1	309-2982	2	CLAMP						
	12	1	505-8510	1	ADAPTER-HOSE						
	13	1	459-9629	1	TEE						
	14	1	505-8511	1	PLATE-BRACKET						
	15	1	505-8513	1	HOSE AS						
	16	1	505-8514	1	HOSE AS						

M - METRIC PART

Y - SEPARATE ILLUSTRATION



GRAPHIC #1

<END>

VIEW OF AREA A

g06090101

ELECTRICAL AND STARTING SYSTEM

492-2087 INDICATOR GP-LOAD

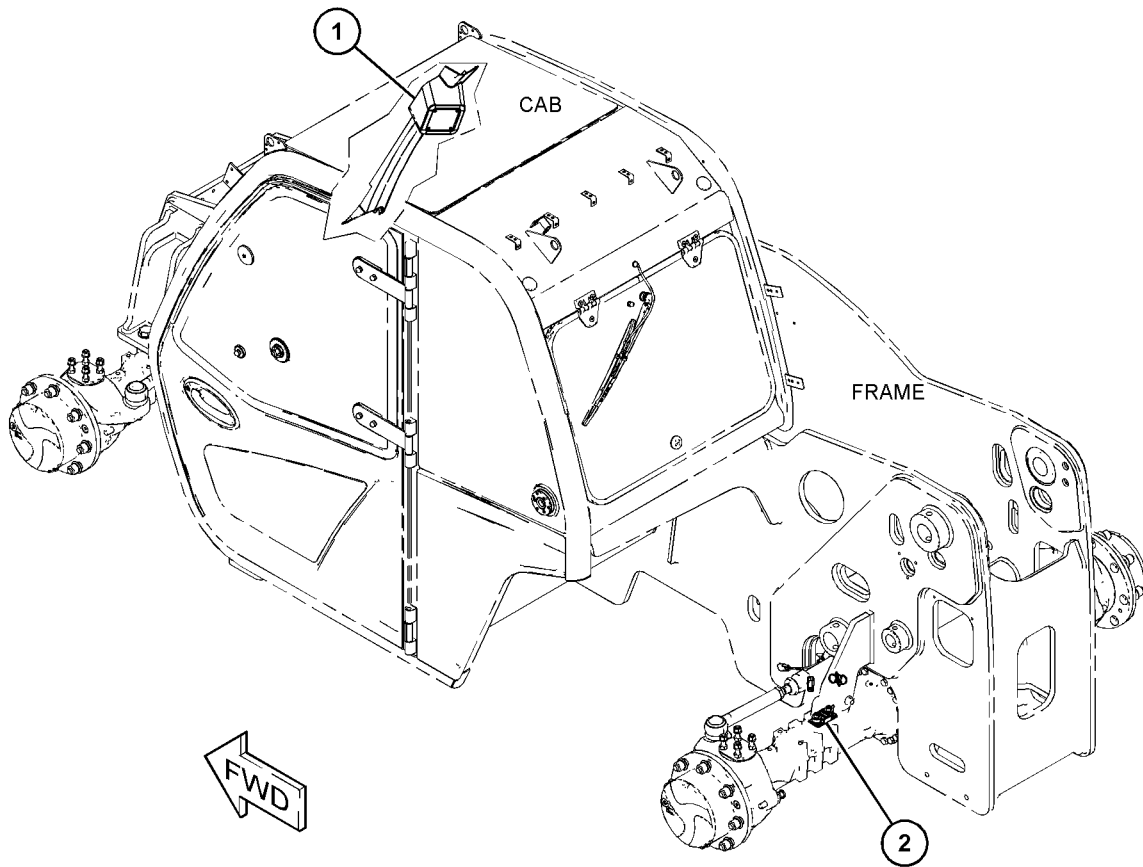
PART OF 507-8155, 507-8389 CONFIGURATION AR, 507-8156, 507-8157, 507-8158, 507-8159,
507-8367, 507-8368, 507-8390, 507-8391 FILM GP
AN ATTACHMENT

SMCS-7490, 7856

i06603249

NOTE	REF NO	GRAPHIC REF	PART NUMBER	QTY	PART NAME						SEE PAGE
					1	2	3	4	5	6 (PRODUCT LEVEL)	
Y	1	1	476-6686	1	GAUGE GP						478
	2	1	492-2102	1	MOUNTING GP-SENSOR						
		1	3S-2093	2	STRAP-CABLE						
M	1	1	105-3478	2	BOLT-SOCKET HEAD (M10X1.5X35-MM)						
		1	206-2423	1	SADDLE						
		1	452-7079	1	SENSOR (AXLE LOCK)						

M - METRIC PART
Y - SEPARATE ILLUSTRATION



GRAPHIC #1

<END>

g06096975

ELECTRICAL AND STARTING SYSTEM

508-6918 INSTALLATION AR-COMMUNICATION AN ATTACHMENT

SMCS-5267, 7606

i06645676

NOTE	PART NUMBER	QTY	PART NAME						SEE PAGE
			1	2	3	4	5	6 (PRODUCT LEVEL)	
Y	472-2145	1	INSTALLATION GP-COMMUNICATION (PRODUCT LINK)						147

Y - SEPARATE ILLUSTRATION

<END>

508-6919 INSTALLATION AR-COMMUNICATION AN ATTACHMENT

SMCS-5267, 7606

i06645677

NOTE	PART NUMBER	QTY	PART NAME						SEE PAGE
			1	2	3	4	5	6 (PRODUCT LEVEL)	
Y	474-6083	1	INSTALLATION GP-COMMUNICATION (PRODUCT LINK)						148

Y - SEPARATE ILLUSTRATION

<END>

517-9145 INSTALLATION AR-COMMUNICATION-AIR CONDITIONER S/N: TD31-UP FOR USE WITH 517-9146-PAGE: 146 AN ATTACHMENT

SMCS-5267, 7606

i06809340

NOTE	PART NUMBER	QTY	PART NAME						SEE PAGE
			1	2	3	4	5	6 (PRODUCT LEVEL)	
Y	501-0359	1	INSTALLATION GP-COMMUNICATION						149

Y - SEPARATE ILLUSTRATION

<END>

517-9146 INSTALLATION AR-COMMUNICATION-WITHOUT AIR CONDITIONER S/N: TD31-UP FOR USE WITH 517-9145-PAGE: 146 AN ATTACHMENT

SMCS-5267, 7606

i06809338

NOTE	PART NUMBER	QTY	PART NAME						SEE PAGE
			1	2	3	4	5	6 (PRODUCT LEVEL)	
Y	501-0360	1	INSTALLATION GP-COMMUNICATION						150

Y - SEPARATE ILLUSTRATION

<END>

ELECTRICAL AND STARTING SYSTEM

472-2145 INSTALLATION GP-COMMUNICATION

PART OF 508-6918 INSTALLATION AR-COMMUNICATION

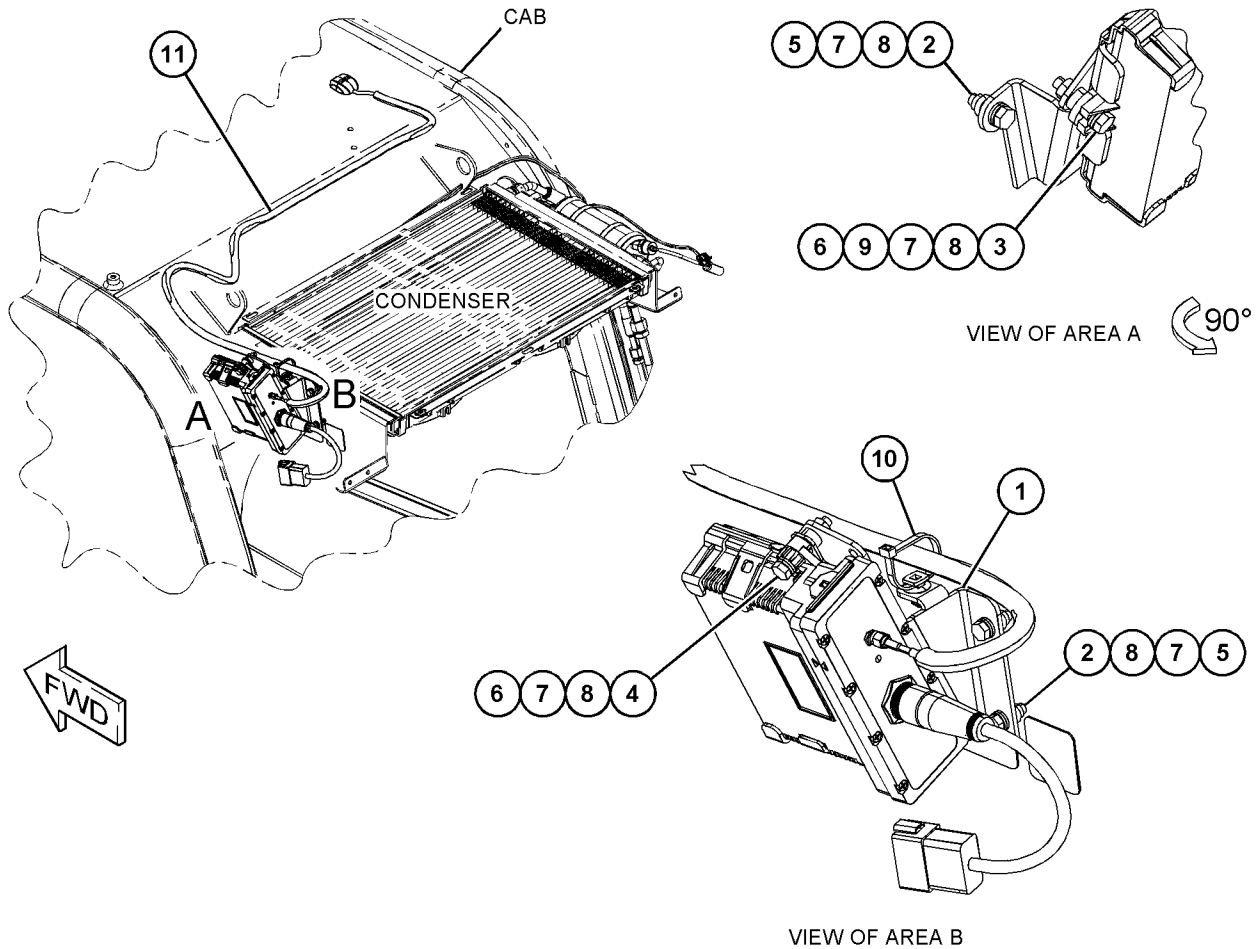
AN ATTACHMENT

SMCS-1408, 7602, 7606, 7620

i06181541

NOTE	REF NO	GRAPHIC REF	PART NUMBER	QTY	PART NAME						SEE PAGE
					1	2	3	4	5	6 (PRODUCT LEVEL)	
	1	1	472-2141	1	BRACKET						
M	2	1	8T-4138	3	BOLT (M6X1X20-MM)						
M	3	1	8T-4971	1	BOLT (M6X1X30-MM)						
M	4	1	8C-8451	2	BOLT (M6X1X40-MM)						
	5	1	323-5620	3	RIVET						
M	6	1	5C-2890	3	NUT (M6X1-THD)						
	7	1	8T-4205	6	WASHER-HARD (7.2X14.5X2-MM THK)						
	8	1	303-4787	6	WASHER (6.1X11.8X1.6-MM THK)						
	9	1	472-2142	1	SPACER						
	10	1	455-3027	1	TIE-CABLE						
	11	1	472-2144	1	CONDUIT						

M - METRIC PART



GRAPHIC #1

<END>

g03822414

ELECTRICAL AND STARTING SYSTEM

474-6083 INSTALLATION GP-COMMUNICATION

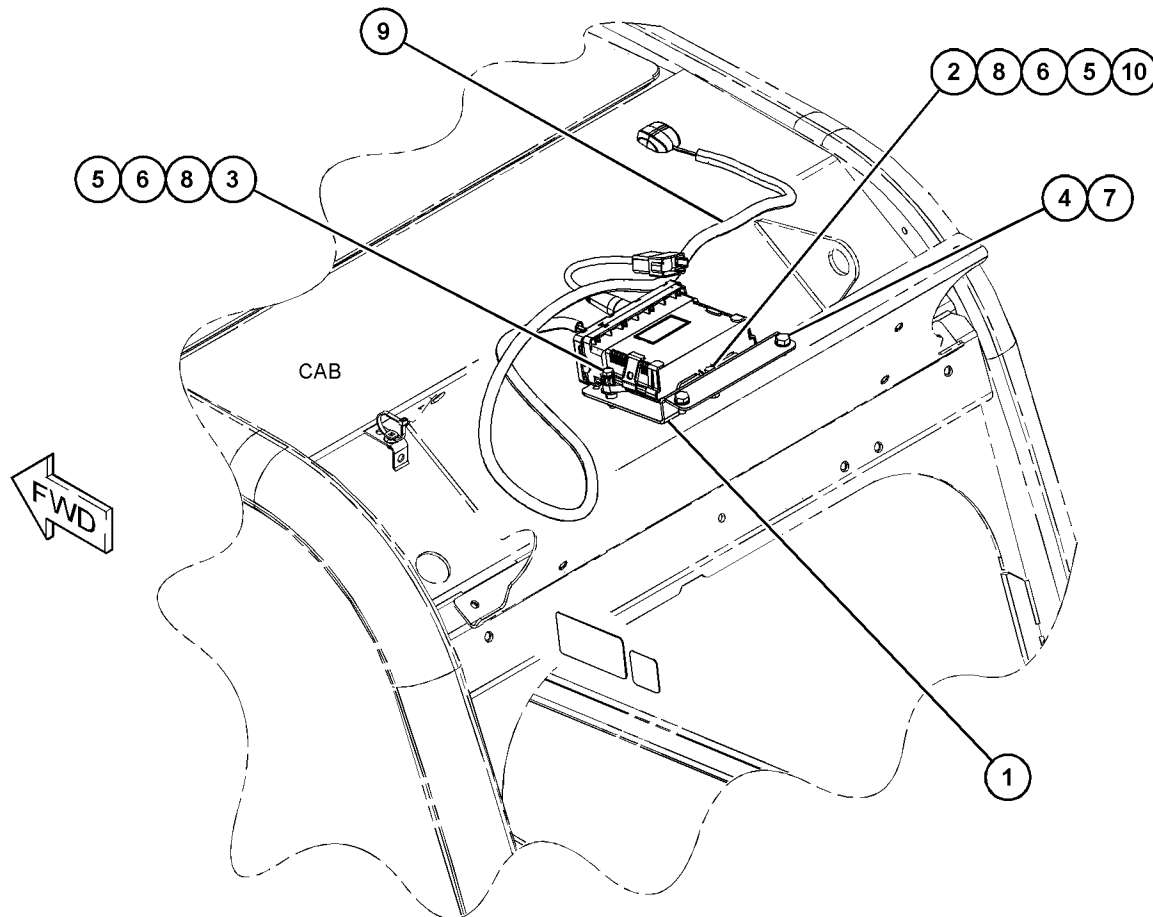
PART OF 508-6919 INSTALLATION AR-COMMUNICATION
AN ATTACHMENT

SMCS-1408, 7602, 7606, 7620

i06181554

NOTE	REF NO	GRAPHIC REF	PART NUMBER	QTY	PART NAME						SEE PAGE
					1	2	3	4	5	6 (PRODUCT LEVEL)	
	1	1	474-6084	1	BRACKET						
M	2	1	8T-4971	1	BOLT (M6X1X30-MM)						
M	3	1	8C-8451	2	BOLT (M6X1X40-MM)						
M	4	1	8T-4200	2	BOLT (M8X1.25X16-MM)						
M	5	1	5C-2890	3	NUT (M6X1-THD)						
	6	1	8T-4205	4	WASHER-HARD (7.2X14.5X2-MM THK)						
	7	1	8T-4224	2	WASHER-HARD (8.8X16X2-MM THK)						
	8	1	303-4787	4	WASHER (6.1X11.8X1.6-MM THK)						
	9	1	472-2144	1	CONDUIT						
	10	1	472-2142	1	SPACER						

M - METRIC PART



GRAPHIC #1

<END>

g03819802

ELECTRICAL AND STARTING SYSTEM

501-0359 INSTALLATION GP-COMMUNICATION

S/N: TD31-UP

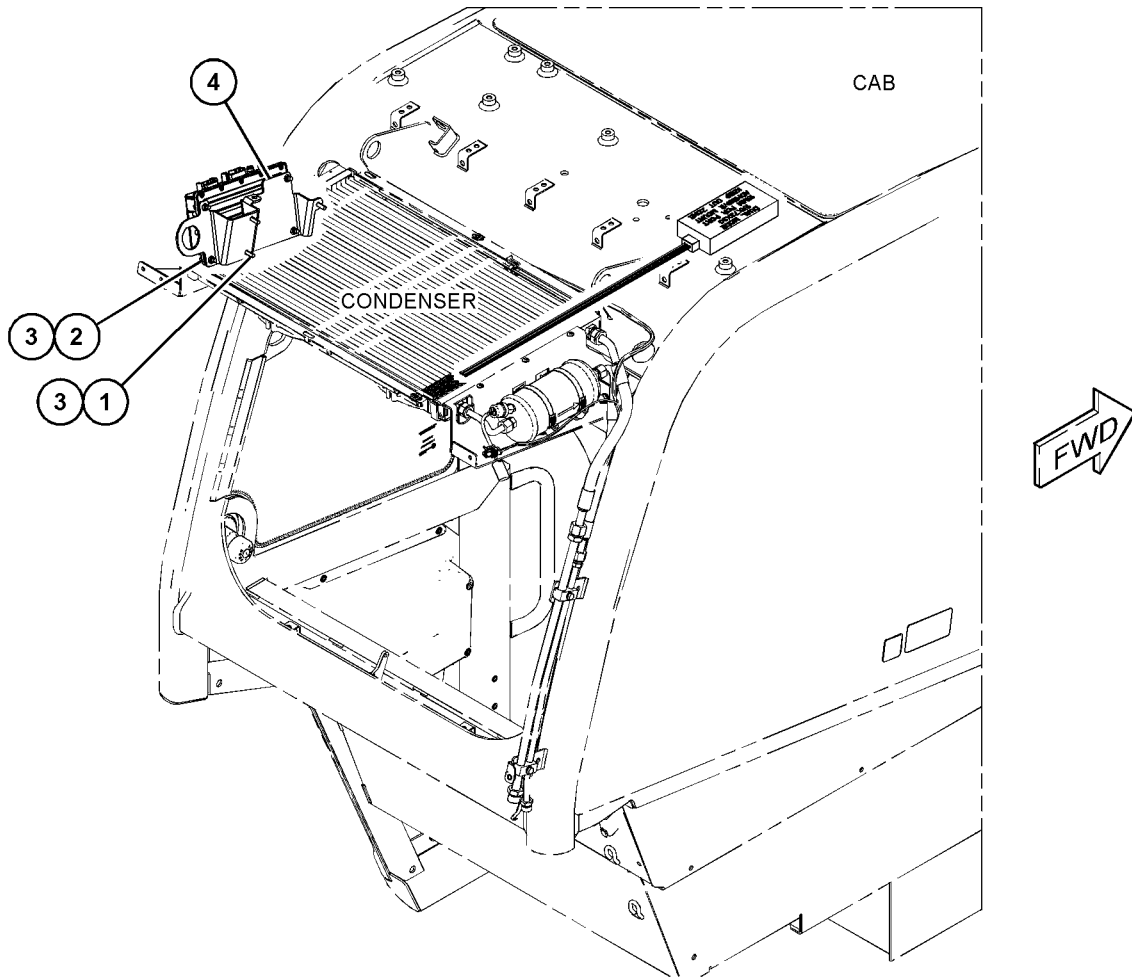
PART OF 517-9145 INSTALLATION AR-COMMUNICATION
AN ATTACHMENT

SMCS-1408, 7602, 7606, 7620

i06574441

NOTE	REF NO	GRAPHIC REF	PART NUMBER	QTY	PART NAME						SEE PAGE
					1	2	3	4	5	6 (PRODUCT LEVEL)	
M	1	1	8T-4138	3	BOLT (M6X1X20-MM)						
M	2	1	6V-7357	4	BOLT (M6X1X25-MM)						
	3	1	8T-4205	7	WASHER-HARD (7.2X14.5X2-MM THK)						
	4	1	501-0362	1	BRACKET AS						

M - METRIC PART



GRAPHIC #1

<END>

g06132425

ELECTRICAL AND STARTING SYSTEM

501-0360 INSTALLATION GP-COMMUNICATION

S/N: TD31-UP

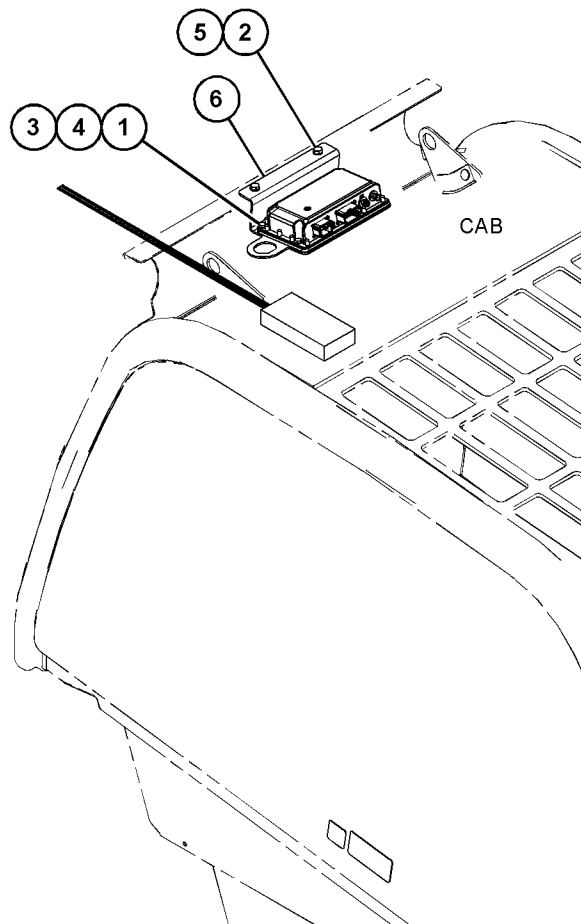
PART OF 517-9146 INSTALLATION AR-COMMUNICATION
AN ATTACHMENT

SMCS-1408, 7602, 7606, 7620

i06575667

NOTE	REF NO	GRAPHIC REF	PART NUMBER	QTY	PART NAME						SEE PAGE
					1	2	3	4	5	6 (PRODUCT LEVEL)	
M	1	1	8T-4138	4	BOLT (M6X1X20-MM)						
M	2	1	8T-4200	2	BOLT (M8X1.25X16-MM)						
M	3	1	344-5673	4	NUT (M6X1-THD)						
	4	1	8T-4205	4	WASHER-HARD (7.2X14.5X2-MM THK)						
	5	1	8T-4224	2	WASHER-HARD (8.8X16X2-MM THK)						
	6	1	501-0361	1	BRACKET AS						

M - METRIC PART



GRAPHIC #1

<END>

g06049223

ELECTRICAL AND STARTING SYSTEM

495-3423 LAMP GP-FRONT PART OF 495-3420 LIGHTING GP-ROADING AN ATTACHMENT

SMCS-1429

i06735302

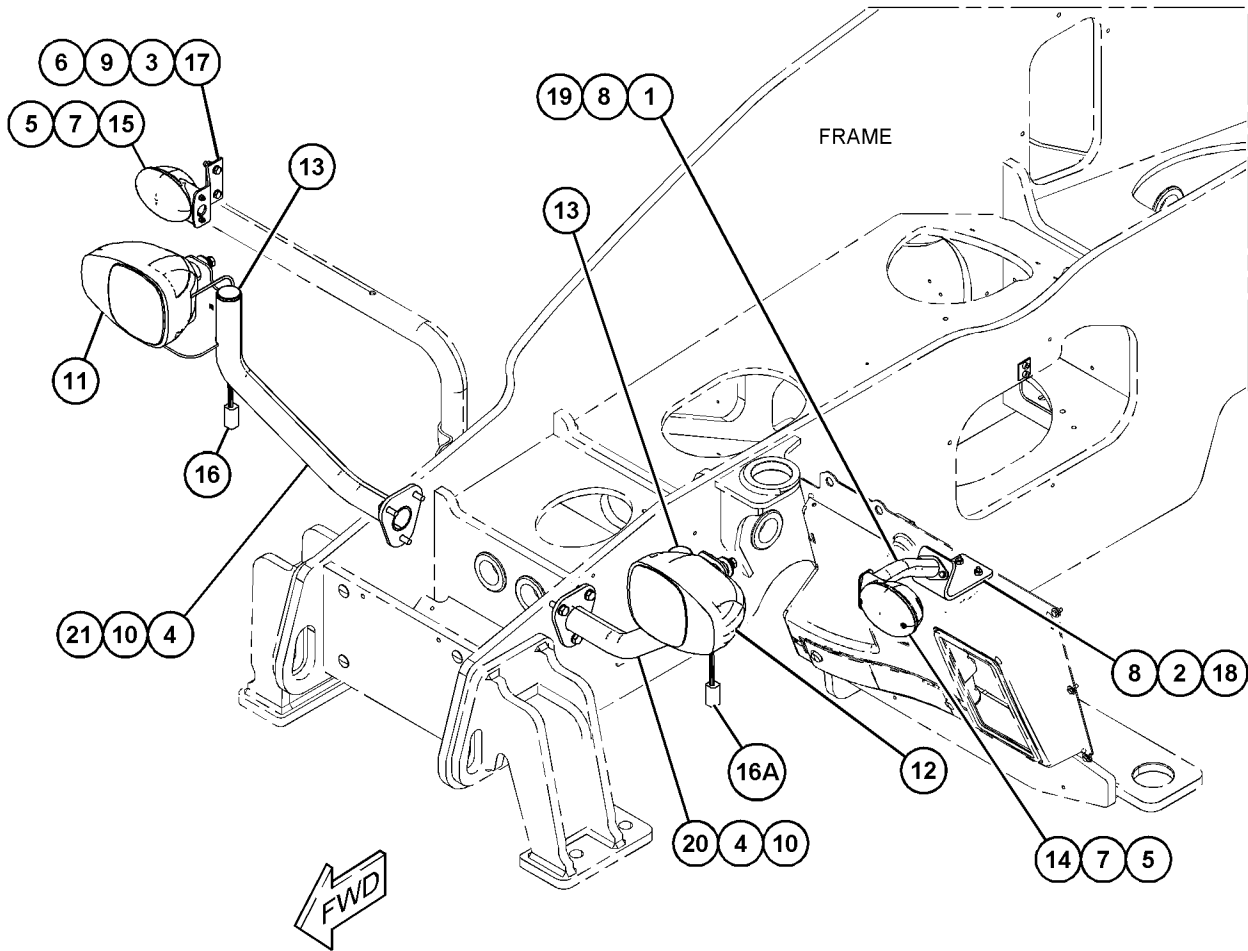
NOTE	REF NO	GRAPHIC REF	PART NUMBER	QTY	PART NAME						SEE PAGE
					1	2	3	4	5	6 (PRODUCT LEVEL)	
M	1	1	6V-7357	2	BOLT (M6X1X25-MM)						
M	2	1	8T-4971	2	BOLT (M6X1X30-MM)						
M	3	1	8T-7547	2	BOLT (M8X1.25X30-MM)						
M	4	1	8T-4195	6	BOLT (M10X1.5X30-MM)						
M	5	1	179-4324	4	LOCKNUT (M5X0.8-THD)						
M	6	1	5C-7261	2	NUT (M8X1.25-THD)						
	7	1	309-3996	4	WASHER (5.3X12.5X5-MM THK)						
	8	1	8T-4205	4	WASHER-HARD (7.2X14.5X2-MM THK)						
	9	1	8T-4224	4	WASHER-HARD (8.8X16X2-MM THK)						
	10	1	8T-4121	6	WASHER-HARD (11X21X2.5-MM THK)						
Y	11	1	195-0191	1	LAMP GP-HEAD & SIGNAL (RH)						157
Y	12	1	195-0192	1	LAMP GP-HEAD & SIGNAL (LH)						158
	13	1	314-5567	2	PLUG						
	14	1	333-8792	1	LAMP AS (SIDE, LH)						
	15	1	333-8793	1	LAMP AS (SIDE, RH)						
	16	1	477-1801	1	HARNESS AS-LIGHTING (FRONT, RH)						
	16A	1	477-1801	1	HARNESS AS-LIGHTING (FRONT, LH)						
					(EACH INCLUDES)						
		1	8T-8737	2	PLUG-SEAL						
		1	9W-0852	5	PIN-CONNECTOR (14-GA TO 16-GA)						
		1	334-5872	1	PLUG (6-PIN)						
		1	334-5873	1	TERMINAL (6-PIN)						
	17	1	504-1306	1	BRACKET						
	18	1	495-3415	1	BRACKET AS						
	19	1	495-3416	1	BRACKET AS						
	20	1	504-1307	1	BRACKET AS						
	21	1	504-1308	1	BRACKET AS						

M - METRIC PART
Y - SEPARATE ILLUSTRATION

ELECTRICAL AND STARTING SYSTEM

495-3423 LAMP GP-FRONT (contd.)

i06735302



GRAPHIC #1

<END>

g06046572

ELECTRICAL AND STARTING SYSTEM

495-3425 LAMP GP-FRONT PART OF 495-3730 LIGHTING GP-ROADING AN ATTACHMENT

SMCS-1429

i06586899

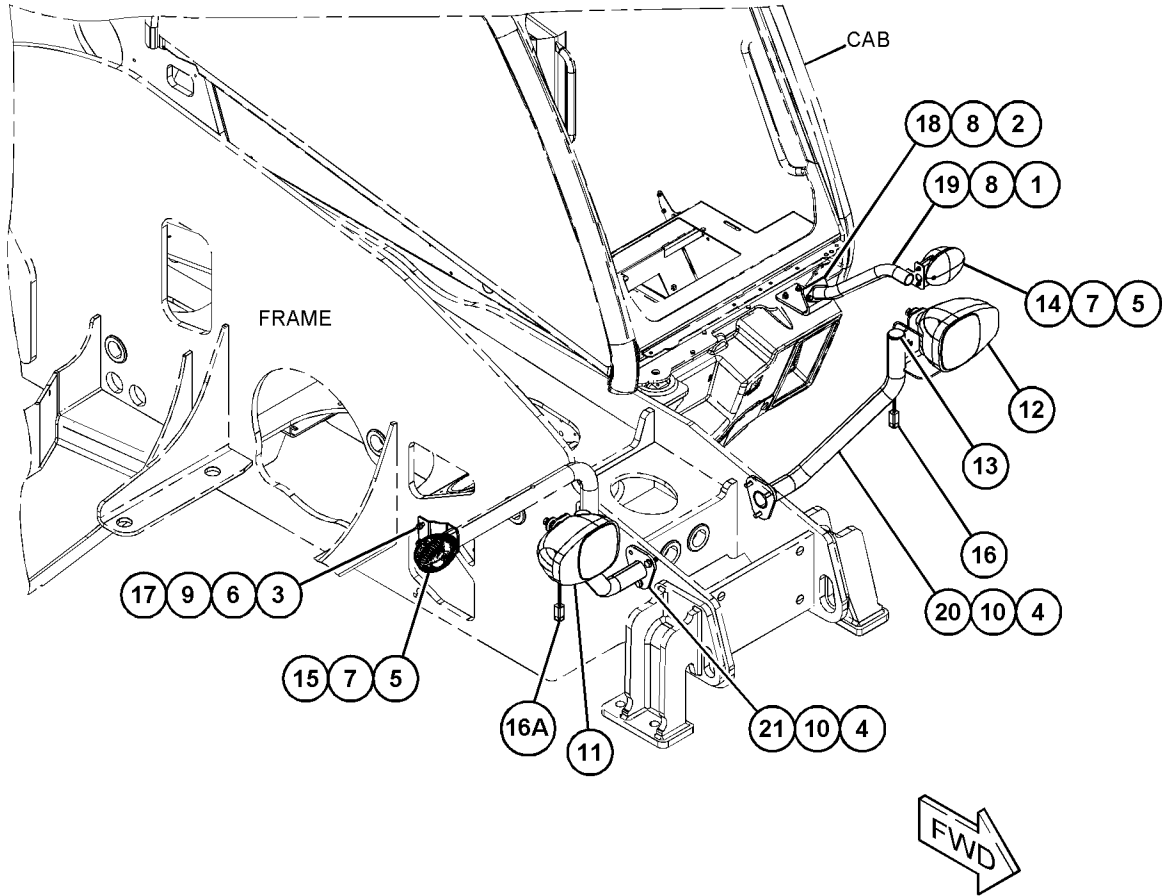
NOTE	REF NO	GRAPHIC REF	PART NUMBER	QTY	PART NAME						SEE PAGE
					1	2	3	4	5	6 (PRODUCT LEVEL)	
M	1	1	5C-9553	2	BOLT (M6X1X16-MM)						
M	2	1	8T-4971	2	BOLT (M6X1X30-MM)						
M	3	1	8T-7547	2	BOLT (M8X1.25X30-MM)						
M	4	1	8T-4195	6	BOLT (M10X1.5X30-MM)						
M	5	1	179-4324	4	LOCKNUT (M5X0.8-THD)						
M	6	1	5C-7261	2	NUT (M8X1.25-THD)						
	7	1	309-3996	4	WASHER (5.3X12.5X5-MM THK)						
	8	1	8T-4205	4	WASHER-HARD (7.2X14.5X2-MM THK)						
	9	1	8T-4224	4	WASHER-HARD (8.8X16X2-MM THK)						
	10	1	8T-4121	6	WASHER-HARD (11X21X2.5-MM THK)						
Y	11	1	195-0189	1	LAMP GP-HEAD & SIGNAL (FRONT, RH)						155
Y	12	1	195-0190	1	LAMP GP-HEAD & SIGNAL (FRONT, LH)						156
	13	1	314-5567	2	PLUG						
	14	1	333-8792	1	LAMP AS (SIDE, LH)						
	15	1	333-8793	1	LAMP AS (SIDE, RH)						
	16	1	477-1801	1	HARNESS AS-LIGHTING (FRONT, LH)						
	16A	1	477-1801	1	HARNESS AS-LIGHTING (FRONT, RH)						
					(EACH INCLUDES)						
		1	8T-8737	2	PLUG-SEAL						
		1	9W-0852	5	PIN-CONNECTOR (14-GA TO 16-GA)						
		1	334-5872	1	PLUG (6-PIN)						
		1	334-5873	1	TERMINAL (6-PIN)						
	17	1	495-3413	1	BRACKET						
	18	1	495-3415	1	BRACKET AS						
	19	1	495-3416	1	BRACKET AS						
	20	1	495-3417	1	BRACKET AS						
	21	1	495-3418	1	BRACKET AS						

M - METRIC PART
Y - SEPARATE ILLUSTRATION

ELECTRICAL AND STARTING SYSTEM

495-3425 LAMP GP-FRONT (contd.)

i06586899



GRAPHIC #1

<END>

g06037604

ELECTRICAL AND STARTING SYSTEM

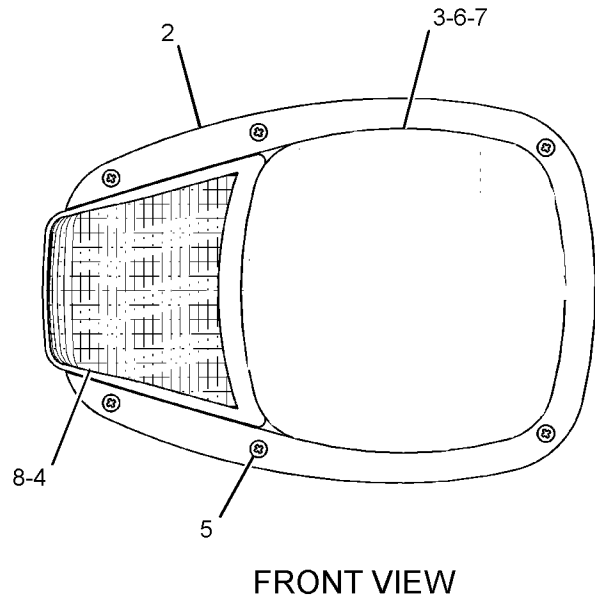
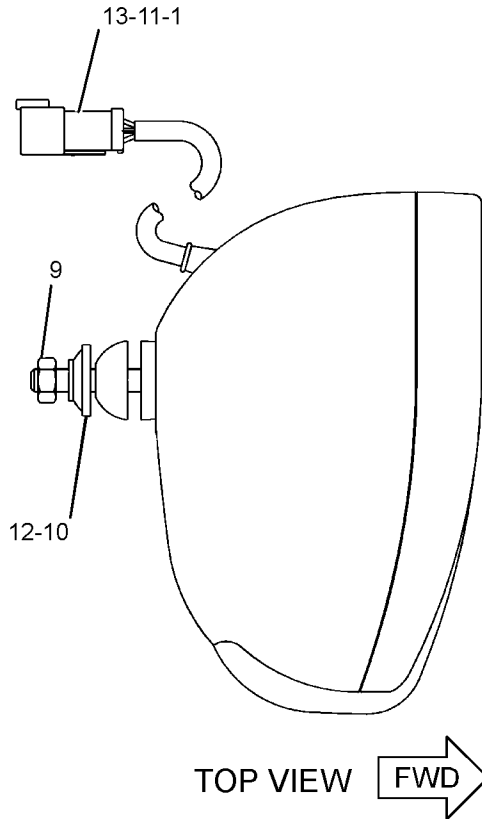
195-0189 LAMP GP-HEAD & SIGNAL-FRONT, RH 12-VOLT PART OF 495-3425 LAMP GP-FRONT AN ATTACHMENT

SMCS-1429, 1430

i06584211

NOTE	REF NO	GRAPHIC REF	PART NUMBER	QTY	PART NAME						SEE PAGE
					1	2	3	4	5	6 (PRODUCT LEVEL)	
	1	1	8T-8737	1	PLUG-SEAL						
	2	1	228-6054	1	BEZEL						
	3	1	444-6523	1	LENS AS (HEADLIGHT)						
	4	1	228-6052	1	LENS AS (TURN SIGNAL)						
	5	1	228-6056	6	SCREW (4-32X1.26-IN)						
	6	1	9W-3324	1	LAMP-HEAD (12-VOLT, 60/55-WATT) (CLEAR)						
	7	1	226-4561	1	LAMP (12-VOLT, 5-WATT) (CLEAR)						
	8	1	226-4560	1	LAMP (12-VOLT, 21-WATT) (AMBER)						
M	9	1	8T-0389	1	LOCKNUT (M10X1.5-THD)						
	10	1	473-8155	2	SPACER (SPHERICAL)						
	11	1	8T-8729	5	PIN-CONNECTOR (16-GA TO 18-GA)						
	12	1	473-8156	2	WASHER (SPHERICAL)						
	13	1	102-8805	1	KIT-RECEPTACLE (6-PIN)						
(INCLUDES RECEPTACLE AS & WEDGE)											

M - METRIC PART



GRAPHIC #1

<END>

g03840936

ELECTRICAL AND STARTING SYSTEM

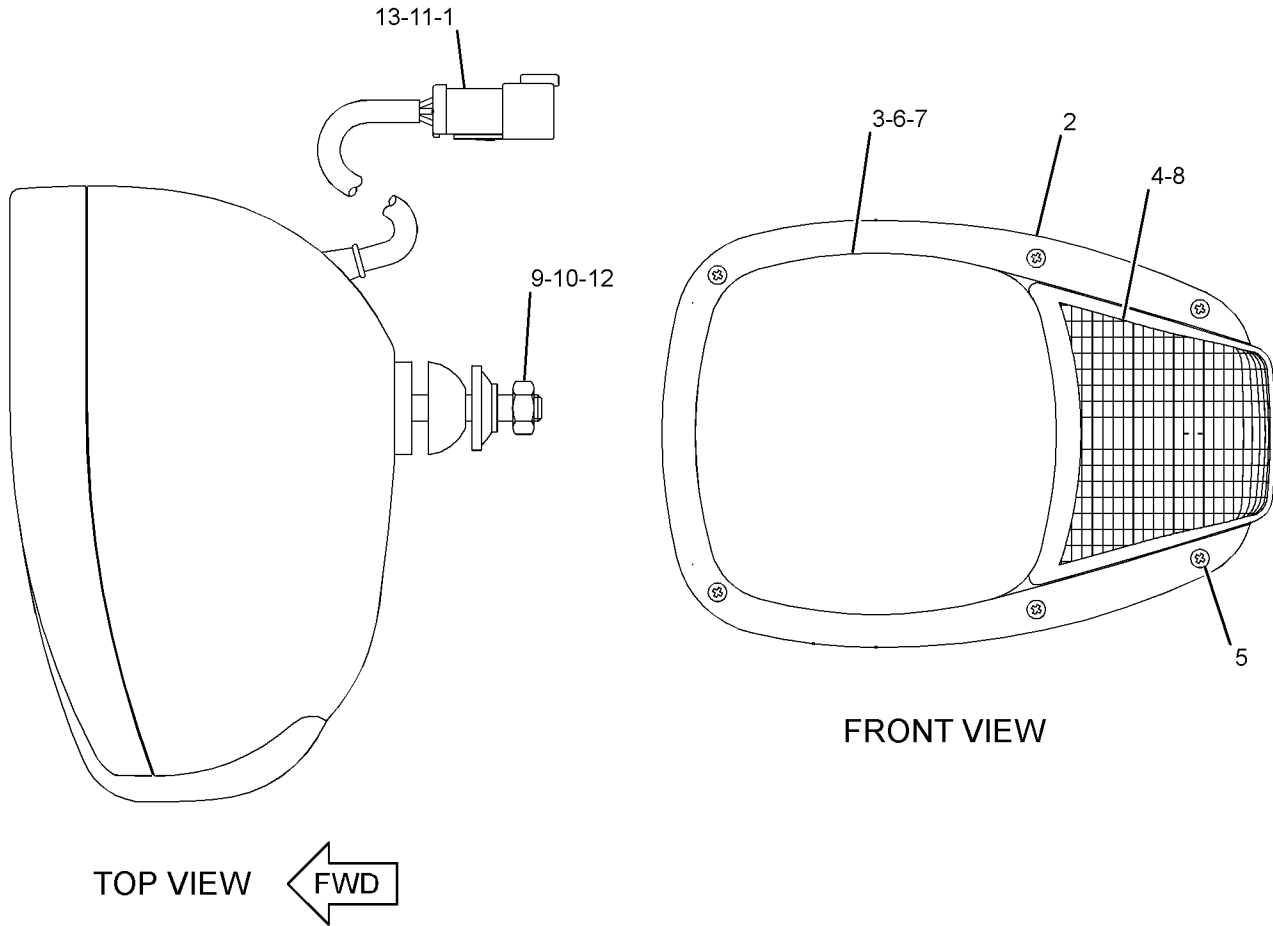
195-0190 LAMP GP-HEAD & SIGNAL-FRONT, LH 12-VOLT PART OF 495-3425 LAMP GP-FRONT AN ATTACHMENT

SMCS-1429, 1430

i06584217

NOTE	REF NO	GRAPHIC REF	PART NUMBER	QTY	PART NAME						SEE PAGE
					1	2	3	4	5	6 (PRODUCT LEVEL)	
	1	1	8T-8737	1	PLUG-SEAL						
	2	1	228-6054	1	BEZEL						
	3	1	444-6523	1	LENS AS (HEADLIGHT)						
	4	1	228-6052	1	LENS AS (TURN SIGNAL)						
	5	1	228-6056	6	SCREW (4-32X1.26-IN)						
	6	1	9W-3324	1	LAMP-HEAD (12-VOLT, 60/55-WATT) (CLEAR)						
	7	1	226-4561	1	LAMP (12-VOLT, 5-WATT) (CLEAR)						
	8	1	226-4560	1	LAMP (12-VOLT, 21-WATT) (AMBER)						
M	9	1	8T-0389	1	LOCKNUT (M10X1.5-THD)						
	10	1	473-8155	2	SPACER (SPHERICAL)						
	11	1	8T-8729	5	PIN-CONNECTOR (16-GA TO 18-GA)						
	12	1	473-8156	2	WASHER (SPHERICAL)						
	13	1	102-8805	1	KIT-RECEPTACLE (6-PIN)						
(INCLUDES RECEPTACLE AS & WEDGE)											

M - METRIC PART



GRAPHIC #1

<END>

g03820987

ELECTRICAL AND STARTING SYSTEM

195-0191 LAMP GP-HEAD & SIGNAL-RH

12-VOLT

PART OF 495-3423 LAMP GP-FRONT
AN ATTACHMENT

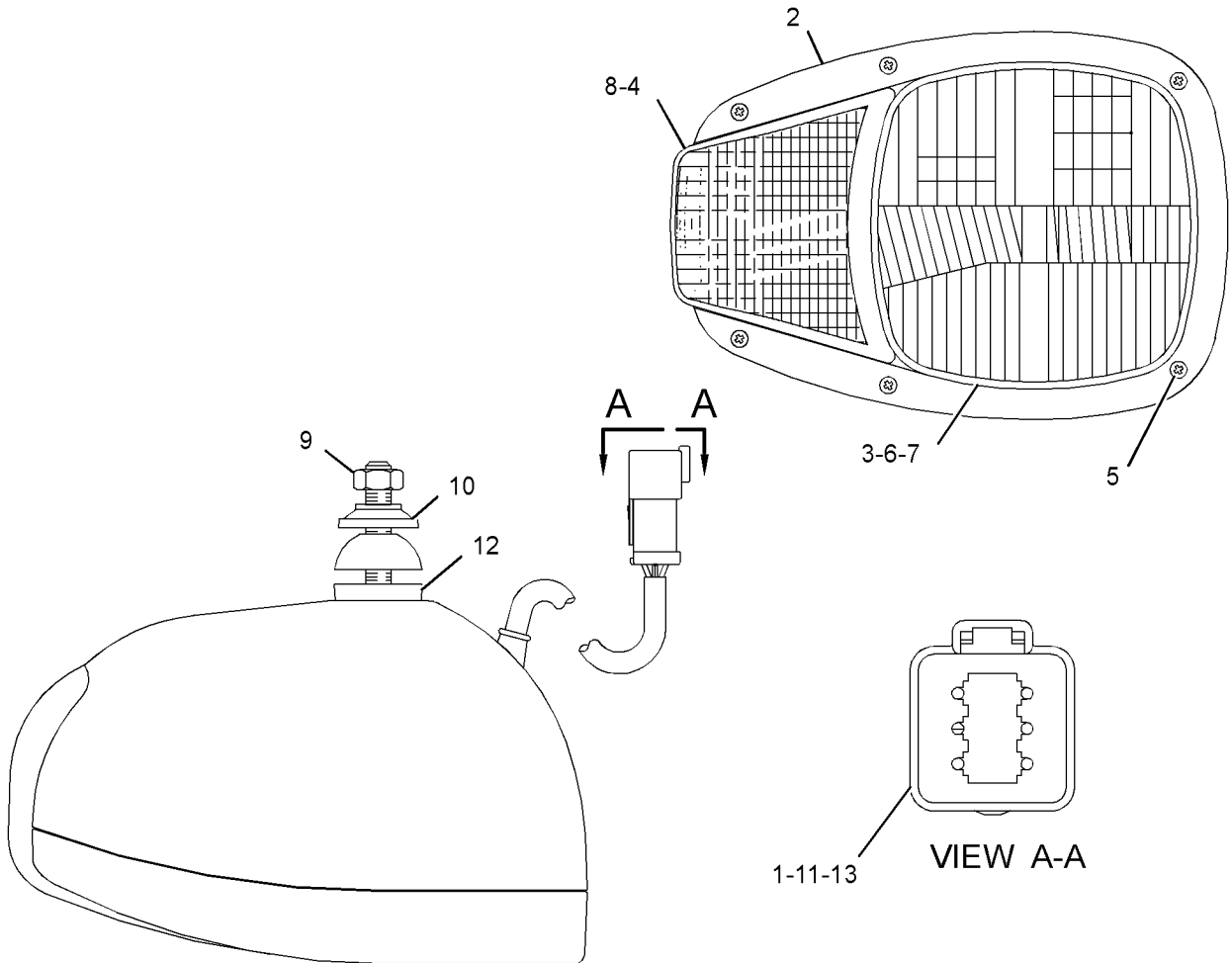
SMCS-1429, 1430

i06580065

NOTE	REF NO	GRAPHIC REF	PART NUMBER	QTY	PART NAME						SEE PAGE
					1	2	3	4	5	6 (PRODUCT LEVEL)	
	1	1	8T-8737	1	PLUG-SEAL						
	2	1	228-6054	1	BEZEL						
	3	1	444-6523	1	LENS AS (HEADLIGHT)						
	4	1	228-6052	1	LENS AS (TURN SIGNAL)						
	5	1	228-6056	6	SCREW (4-32X1.26-IN)						
	6	1	9W-3324	1	LAMP-HEAD (12-VOLT, 60/55-WATT) (CLEAR)						
	7	1	226-4561	1	LAMP (12-VOLT, 5-WATT) (CLEAR)						
	8	1	226-4560	1	LAMP (12-VOLT, 21-WATT) (AMBER)						
M	9	1	8T-0389	1	LOCKNUT (M10X1.5-THD)						
	10	1	473-8155	2	SPACER (SPHERICAL)						
	11	1	8T-8729	5	PIN-CONNECTOR (16-GA TO 18-GA)						
	12	1	473-8156	2	WASHER (SPHERICAL)						
	13	1	102-8805	1	KIT-RECEPTACLE (6-PIN)						

(INCLUDES RECEPTACLE AS & WEDGE)

M - METRIC PART



GRAPHIC #1

<END>

g03840935

ELECTRICAL AND STARTING SYSTEM

195-0192 LAMP GP-HEAD & SIGNAL-LH

12-VOLT

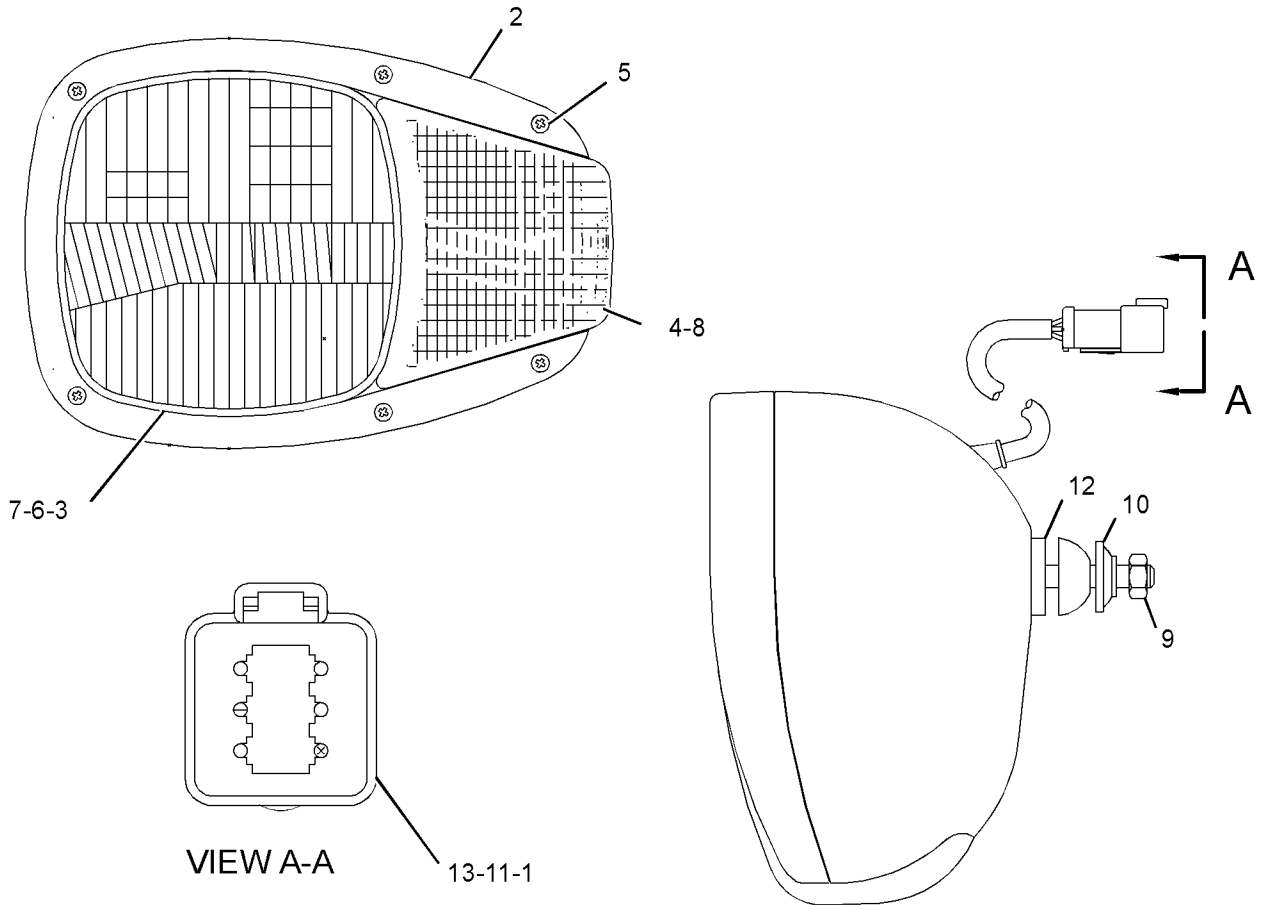
PART OF 495-3423 LAMP GP-FRONT
AN ATTACHMENT

SMCS-1429, 1430

i06580066

NOTE	REF NO	GRAPHIC REF	PART NUMBER	QTY	PART NAME						SEE PAGE
					1	2	3	4	5	6 (PRODUCT LEVEL)	
	1	1	8T-8737	1	PLUG-SEAL						
	2	1	228-6054	1	BEZEL						
	3	1	444-6523	1	LENS AS (HEADLIGHT)						
	4	1	228-6052	1	LENS AS (TURN SIGNAL)						
	5	1	228-6056	6	SCREW (4-32X1.26-IN)						
	6	1	9W-3324	1	LAMP-HEAD (12-VOLT, 60/55-WATT) (CLEAR)						
	7	1	226-4561	1	LAMP (12-VOLT, 5-WATT) (CLEAR)						
	8	1	226-4560	1	LAMP (12-VOLT, 21-WATT) (AMBER)						
M	9	1	8T-0389	1	LOCKNUT (M10X1.5-THD)						
	10	1	473-8155	1	SPACER (SPHERICAL)						
	11	1	8T-8729	5	PIN-CONNECTOR (16-GA TO 18-GA)						
	12	1	473-8156	2	WASHER (SPHERICAL)						
	13	1	102-8805	1	KIT-RECEPTACLE (6-PIN)						
(INCLUDES RECEPTACLE AS & WEDGE)											

M - METRIC PART



VIEW A-A

13-11-1

GRAPHIC #1

<END>

g03840925

ELECTRICAL AND STARTING SYSTEM

495-3424 LAMP GP-REAR

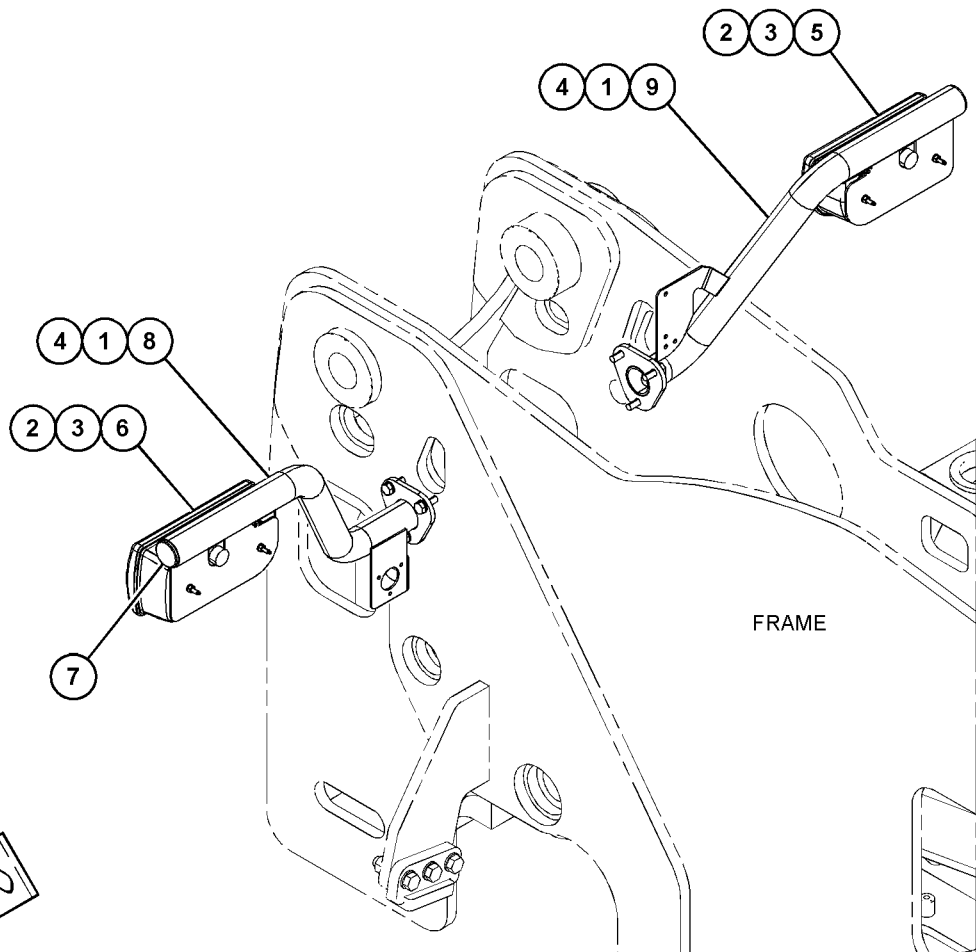
PART OF 495-3420, 495-3730 LIGHTING GP-ROADING
AN ATTACHMENT

SMCS-1429, 1432

i06735303

NOTE	REF NO	GRAPHIC REF	PART NUMBER	QTY	PART NAME						SEE PAGE
					1	2	3	4	5	6 (PRODUCT LEVEL)	
M	1	1	8T-4195	6	BOLT (M10X1.5X30-MM)						
M	2	1	5C-2890	4	NUT (M6X1-THD)						
	3	1	8T-4205	4	WASHER-HARD (7.2X14.5X2-MM THK)						
	4	1	8T-4121	6	WASHER-HARD (11X21X2.5-MM THK)						
	5	1	316-8038	1	LAMP GP (STOP, TAIL, TURN, BACKUP, LH)						
	6	1	316-8039	1	LAMP GP (STOP, TAIL, TURN, BACKUP, RH)						
					(EACH LAMP GP INCLUDES)						
		1	305-2109	1	LAMP (12-VOLT) (TURN SIGNAL)						
		1	323-5648	1	LAMP (12-VOLT) (TAIL LIGHTS)						
		1	323-5649	1	LAMP (12-VOLT) (INDICATOR LIGHT)						
	7	1	314-5567	2	PLUG						
	8	1	504-1309	1	BRACKET AS (LH)						
	9	1	504-1310	1	BRACKET AS (RH)						

M - METRIC PART



GRAPHIC #1

<END>

g06104943

ELECTRICAL AND STARTING SYSTEM

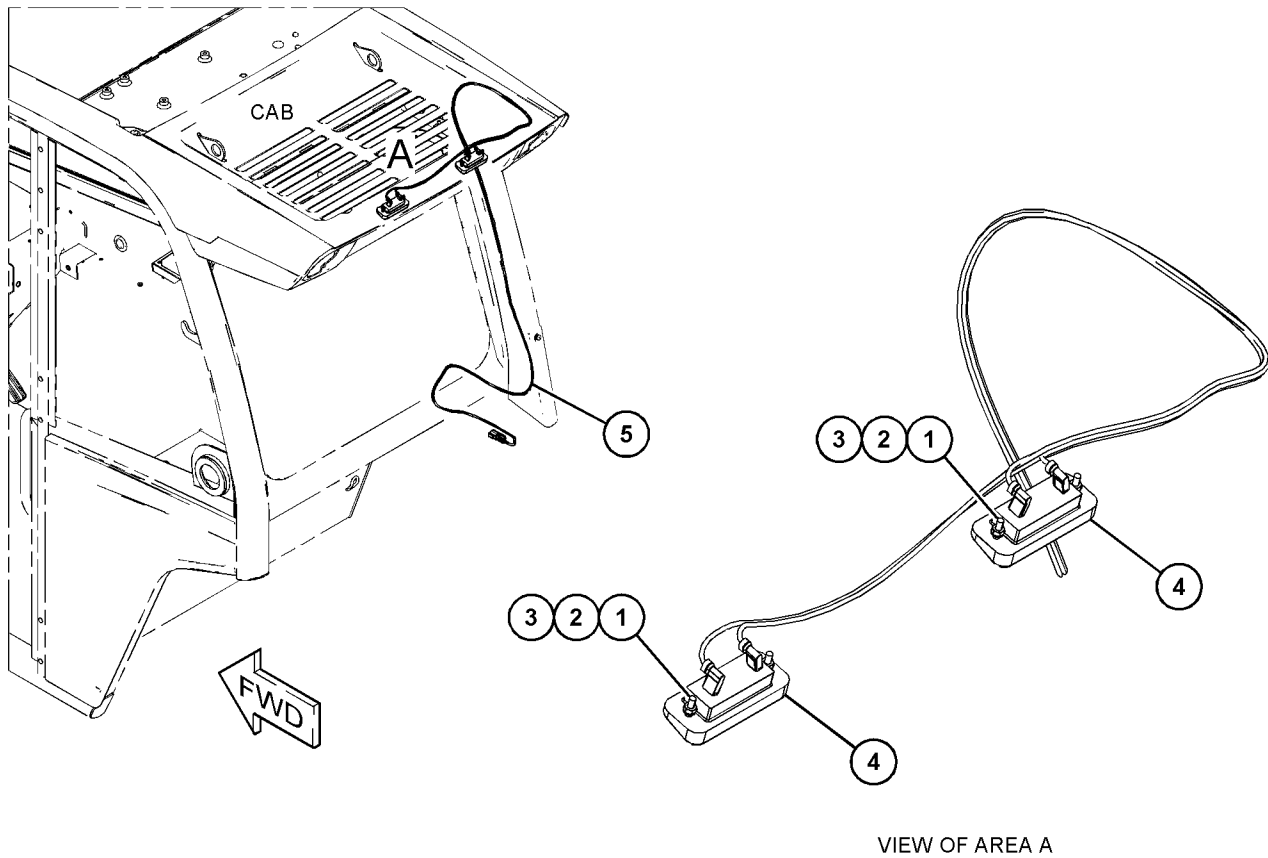
480-7044 LAMP GP-ROADING-LICENSE PLATE PART OF 495-3420, 495-3730 LIGHTING GP-ROADING AN ATTACHMENT

SMCS-1429, 1430

i06586895

NOTE	REF NO	GRAPHIC REF	PART NUMBER	QTY	PART NAME						SEE PAGE
					1	2	3	4	5	6 (PRODUCT LEVEL)	
M	1	1	8T-4647	4	SCREW-MACHINE (M4X0.7X20-MM)						
M	2	1	5C-8312	1	NUT (M4X0.7-THD)						
	3	1	473-9270	4	WASHER-SPRING						
	4	1	480-7030	2	LAMP						
	5	1	480-7035	1	HARNESS AS						
		1	9W-0852	2	PIN-CONNECTOR (14-GA TO 16-GA)						
		1	323-7236	1	RECEPTACLE (2-PIN)						

M - METRIC PART



GRAPHIC #1

<END>

g06092469

ELECTRICAL AND STARTING SYSTEM

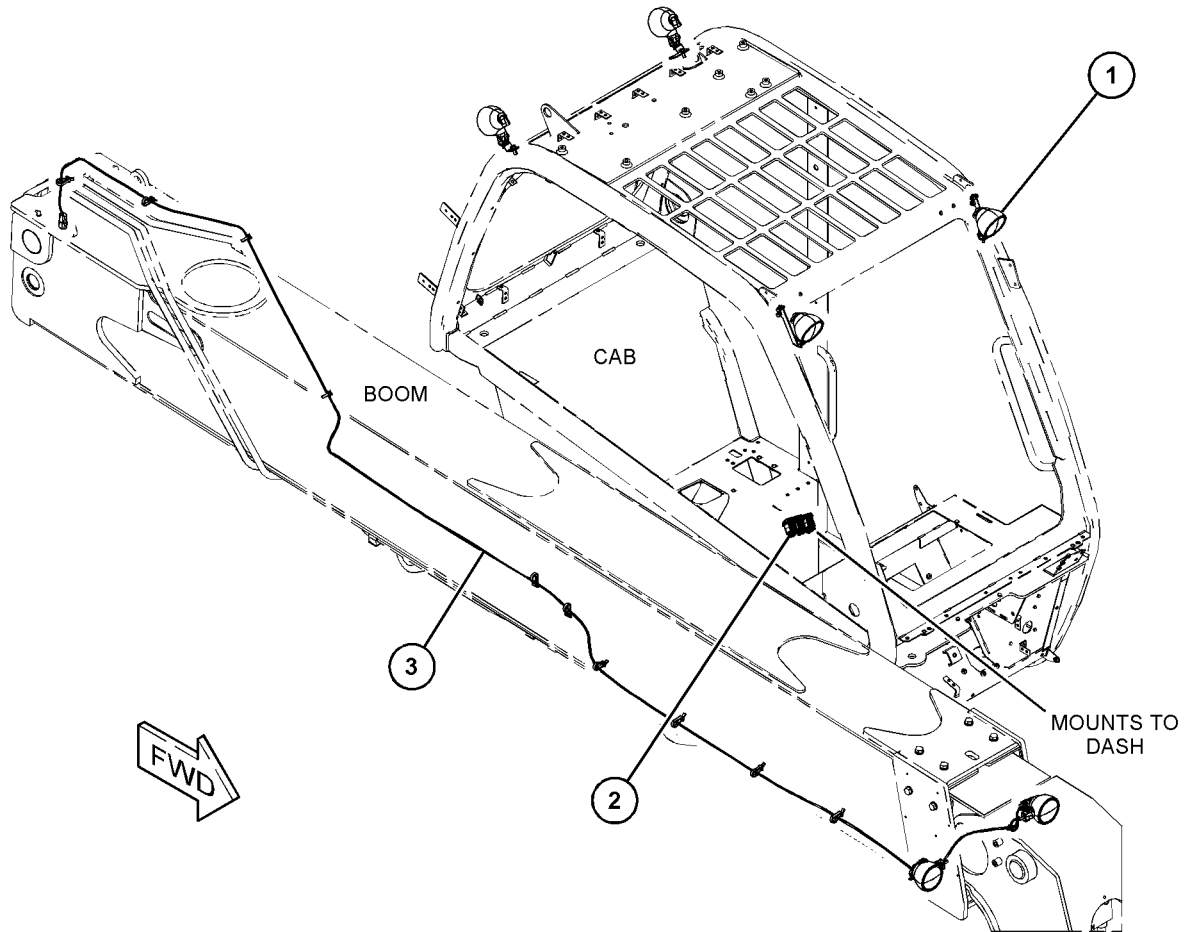
495-3014 LIGHTING AR-ROADING-WITHOUT AIR CONDITIONER AN ATTACHMENT

SMCS-1408, 1429

i06601103

NOTE	REF NO	GRAPHIC REF	PART NUMBER	QTY	PART NAME						SEE PAGE
					1	2	3	4	5	6 (PRODUCT LEVEL)	
Y	1	1	473-7750	1	LIGHTING GP-FLOOD						164
		2	503-7086	1	SWITCH GP-ROCKER						
		1	501-7278	1	SWITCH AS-ROCKER (BOOM WORKLIGHTS)						
		1	503-7087	1	SWITCH AS-ROCKER (FRONT WORKLIGHT)						
		1	503-7088	1	SWITCH AS-ROCKER (REAR WORKLIGHT)						
Y	3	1	495-2278	1	LIGHTING GP-BOOM						163

Y - SEPARATE ILLUSTRATION



GRAPHIC #1

<END>

g06112703

ELECTRICAL AND STARTING SYSTEM

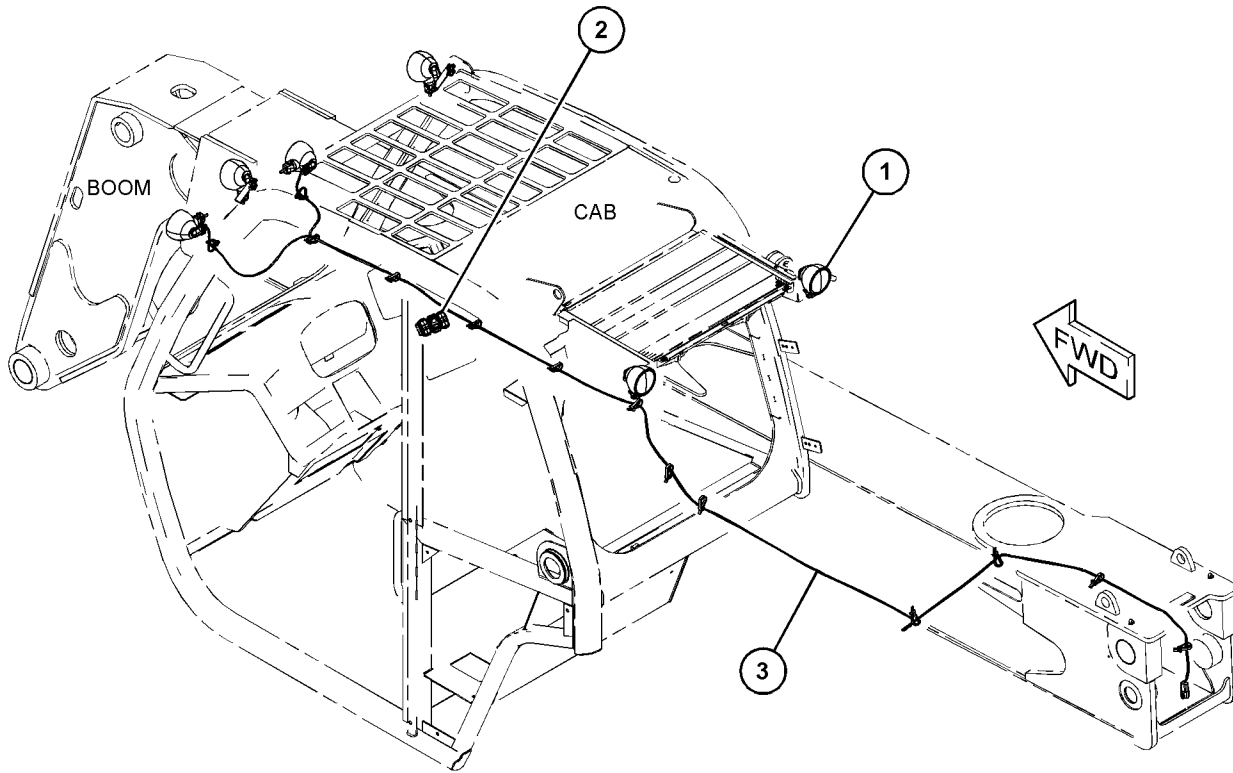
495-3015 LIGHTING AR-ROADING-AIR CONDITIONER AN ATTACHMENT

SMCS-1408, 1429

i06601102

NOTE	REF NO	GRAPHIC REF	PART NUMBER	QTY	PART NAME						SEE PAGE
					1	2	3	4	5	6 (PRODUCT LEVEL)	
Y	1	1	473-7632	1	LIGHTING GP-ROADING (WITH AIR CONDITIONER)						170
	2	1	495-3013	1	SWITCH GP-ROCKER						
		1	501-7278	1	SWITCH AS-ROCKER (BOOM WORKLIGHTS)						
		1	503-7087	1	SWITCH AS-ROCKER (FRONT WORKLIGHT)						
		1	503-7088	1	SWITCH AS-ROCKER (REAR WORKLIGHT)						
Y	3	1	495-2278	1	LIGHTING GP-BOOM (WORK LIGHT)						163

Y - SEPARATE ILLUSTRATION



GRAPHIC #1

<END>

g06057315

ELECTRICAL AND STARTING SYSTEM

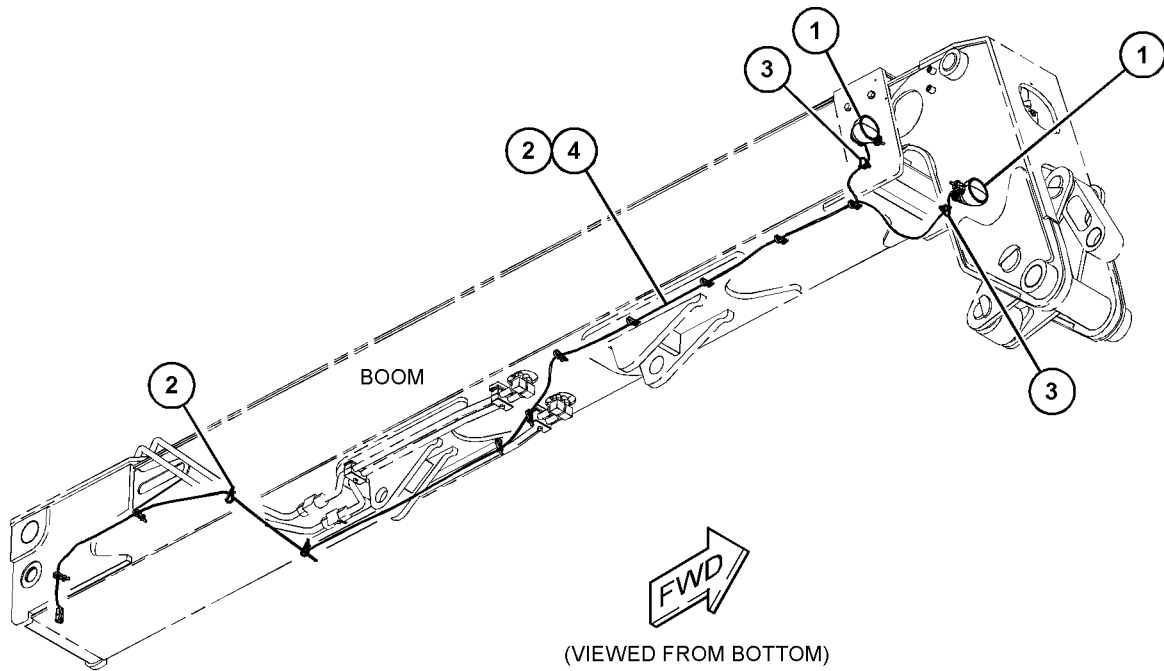
495-2278 LIGHTING GP-BOOM PART OF 495-3014, 495-3015 LIGHTING AR-ROADING AN ATTACHMENT

SMCS-1434

i06602087

NOTE	REF NO	GRAPHIC REF	PART NUMBER	QTY	PART NAME						SEE PAGE
					1	2	3	4	5	6 (PRODUCT LEVEL)	
	1	1	312-3332	2	LAMP AS (50-WATT) (WORK LIGHT)						
					(EACH INCLUDES)						
		1	323-5646	1	LAMP (50-WATT)						
	2	1	7K-1181	11	STRAP-CABLE						
	3	1	455-3027	2	TIE-CABLE						
Y	4	1	495-3047	1	HARNESS AS-LIGHTING						140

Y - SEPARATE ILLUSTRATION



GRAPHIC #1

<END>

g06044662

ELECTRICAL AND STARTING SYSTEM

473-7750 LIGHTING GP-FLOOD

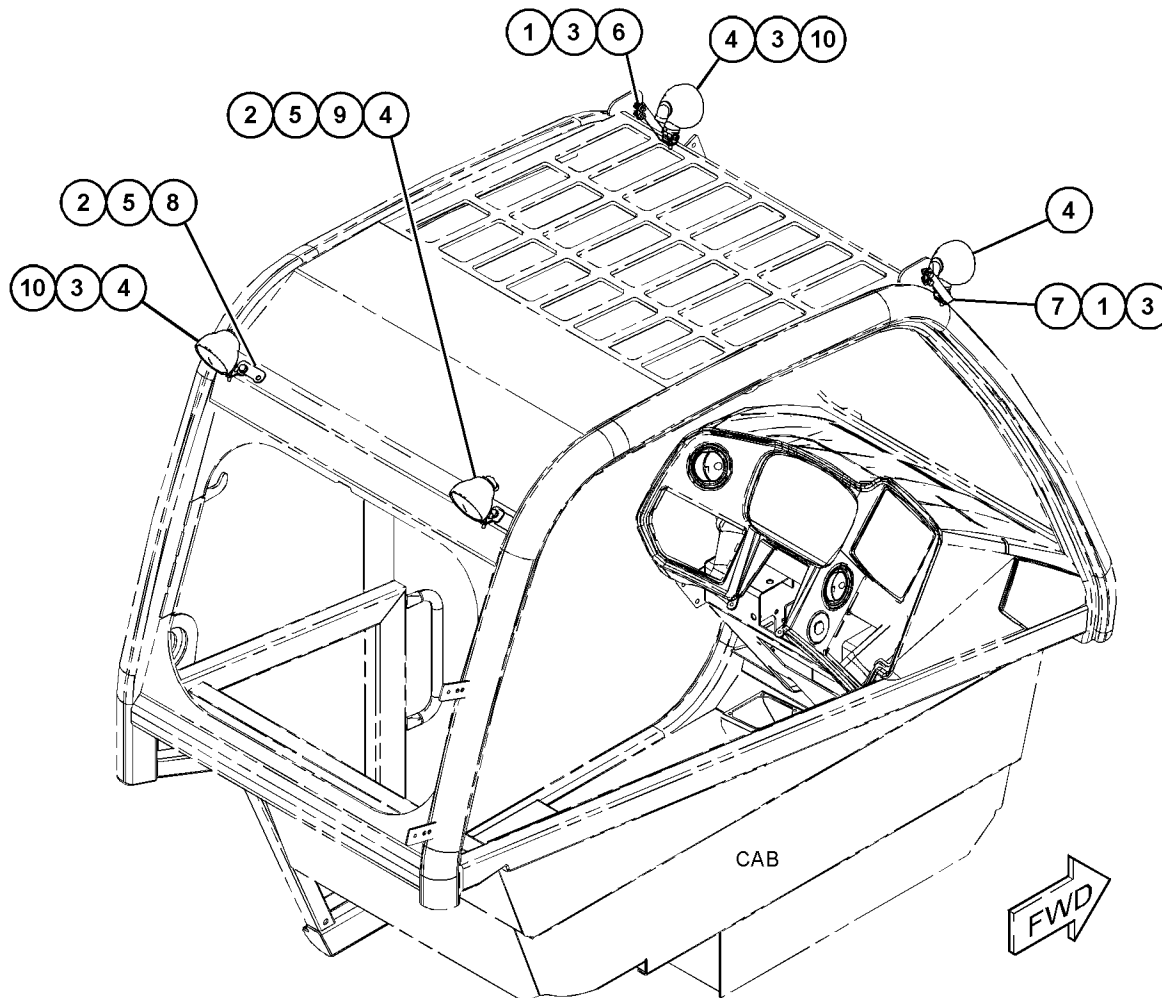
PART OF 495-3014 LIGHTING AR-ROADING
AN ATTACHMENT

SMCS-1434

i06830070

NOTE	REF NO	GRAPHIC REF	PART NUMBER	QTY	PART NAME						SEE PAGE
					1	2	3	4	5	6 (PRODUCT LEVEL)	
M	1	1	8T-4138	4	BOLT (M6X1X20-MM)						
M	2	1	8T-4189	2	BOLT (M8X1.25X20-MM)						
	3	1	8T-4205	8	WASHER-HARD (7.2X14.5X2-MM THK)						
	4	1	312-3332	4	LAMP AS (50-WATT) (WORK LIGHT)						
					(EACH INCLUDES)						
		1	323-5646	1	LAMP (50-WATT)						
	5	1	8T-4224	2	WASHER-HARD (8.8X16X2-MM THK)						
	6	1	473-7634	1	BRACKET AS						
	7	1	473-7633	1	BRACKET AS						
	8	1	495-8722	1	BRACKET AS						
	9	1	495-8723	1	BRACKET AS						
M	10	1	5C-2890	4	NUT (M6X1-THD)						

M - METRIC PART



GRAPHIC #1

<END>

g06133417

ELECTRICAL AND STARTING SYSTEM

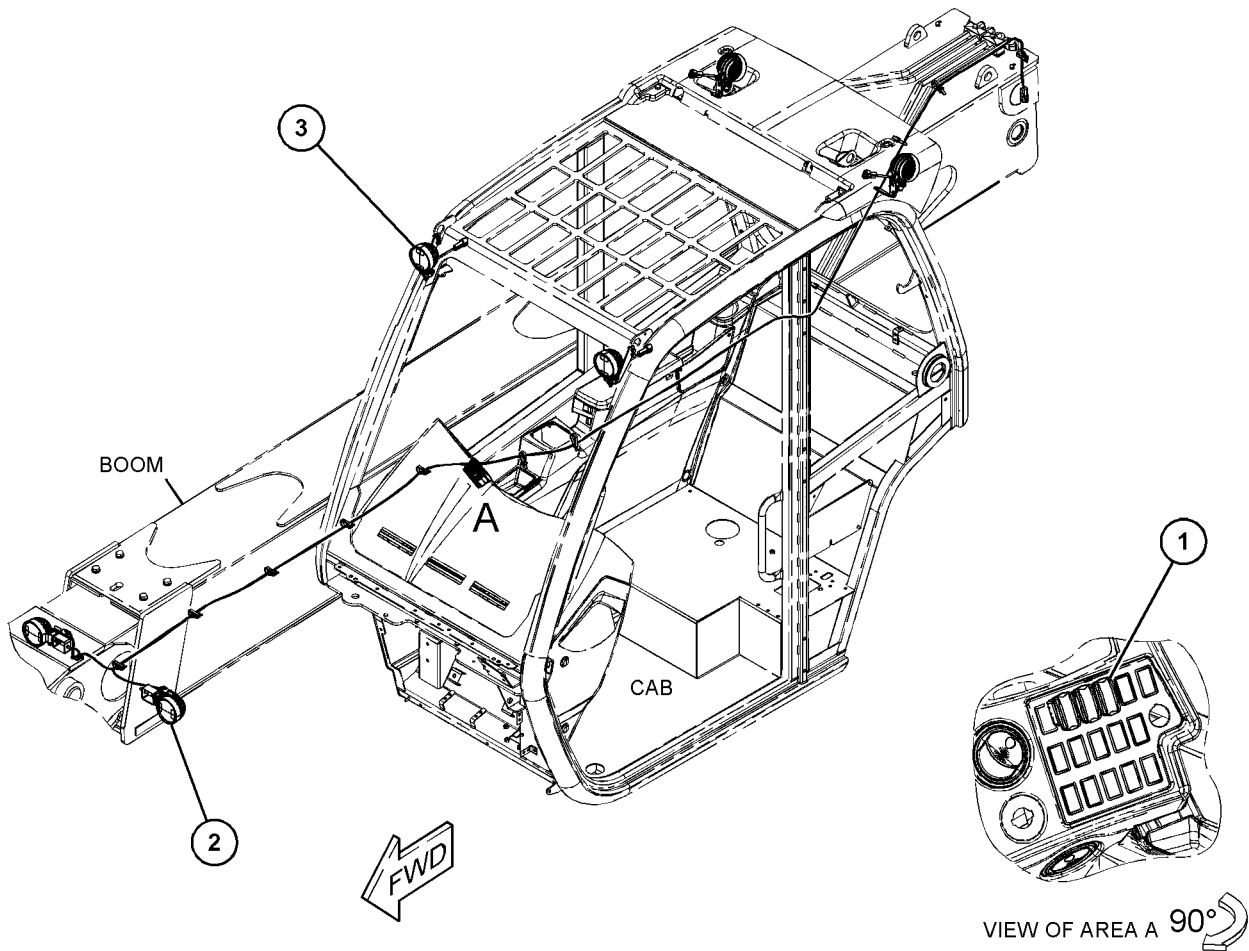
503-7083 LIGHTING GP-FRONT-WORK LIGHT WITHOUT AIR CONDITIONER AN ATTACHMENT

SMCS-1429, 1434

i06788492

NOTE	REF NO	GRAPHIC REF	PART NUMBER	QTY	PART NAME						SEE PAGE
					1	2	3	4	5	6 (PRODUCT LEVEL)	
	1	1	501-7266	1	SWITCH GP-ROCKER (WORK LIGHTS)						
		1	474-7170	1	SWITCH AS-ROCKER (BOOM LIGHTS)						
		1	487-4976	1	SWITCH AS-ROCKER (FRONT WORKLIGHT)						
		1	487-4977	1	SWITCH AS-ROCKER (REAR WORKLIGHT)						
Y	2	1	503-7090	1	LIGHTING GP-FRONT (BOOM)						167
Y	3	1	503-7093	1	LIGHTING GP-FRONT (WITHOUT AIR CONDITIONER)						168

Y - SEPARATE ILLUSTRATION



GRAPHIC #1

<END>

g06122397

ELECTRICAL AND STARTING SYSTEM

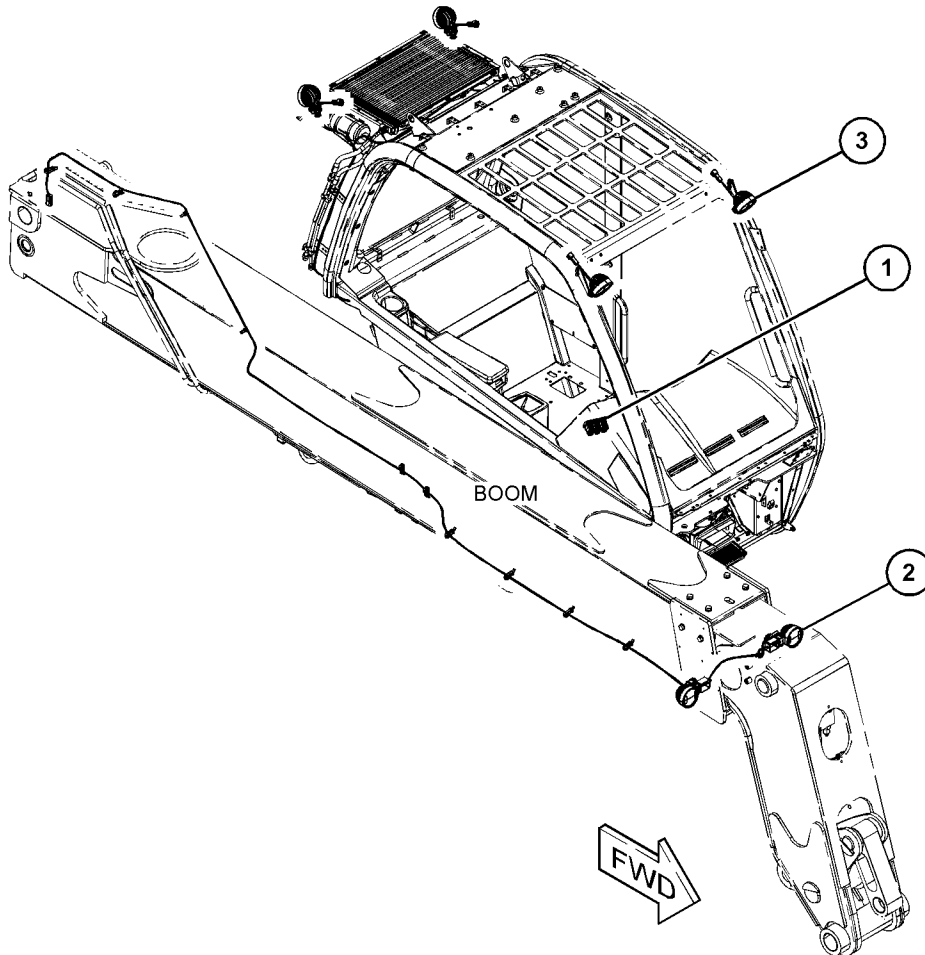
503-7085 LIGHTING GP-FRONT-WORK LIGHT AIR CONDITIONER AN ATTACHMENT

SMCS-1429, 1434

i06788476

NOTE	REF NO	GRAPHIC REF	PART NUMBER	QTY	PART NAME						SEE PAGE
					1	2	3	4	5	6 (PRODUCT LEVEL)	
	1	1	501-7266	1	SWITCH GP-ROCKER (WORK LIGHTS)						
		1	474-7170	1	SWITCH AS-ROCKER (BOOM LIGHTS)						
		1	487-4976	1	SWITCH AS-ROCKER (FRONT WORKLIGHT)						
		1	487-4977	1	SWITCH AS-ROCKER (REAR WORKLIGHT)						
Y	2	1	503-7090	1	LIGHTING GP-FRONT (BOOM)						167
Y	3	1	503-7260	1	LIGHTING GP-FRONT (AIR CONDITIONER)						169

Y - SEPARATE ILLUSTRATION



GRAPHIC #1

<END>

g06116069

ELECTRICAL AND STARTING SYSTEM

503-7090 LIGHTING GP-FRONT-WORK LIGHT

BOOM

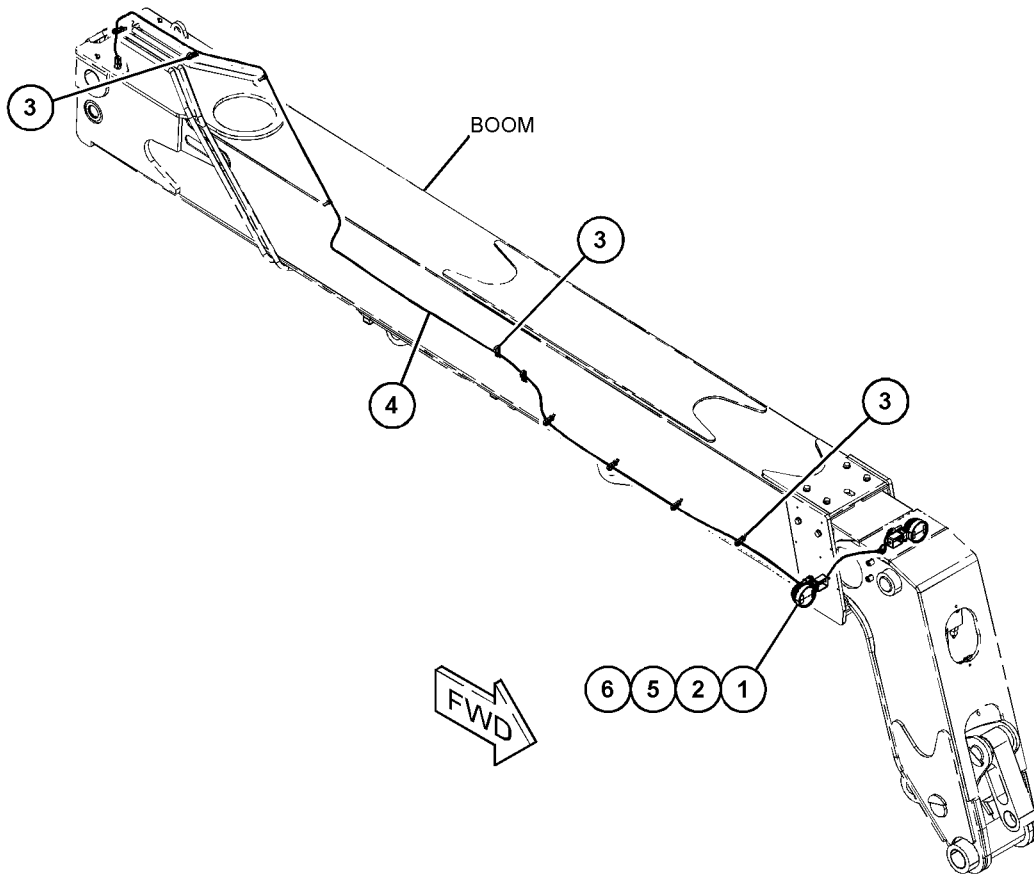
PART OF 503-7083, 503-7085 LIGHTING GP-FRONT
AN ATTACHMENT

SMCS-1429, 1434

i06788489

NOTE	REF NO	GRAPHIC REF	PART NUMBER	QTY	PART NAME						SEE PAGE
					1	2	3	4	5	6 (PRODUCT LEVEL)	
M	1	1	8T-4138	2	BOLT (M6X1X20-MM)						
	2	1	455-3027	2	TIE-CABLE						
	3	1	7K-1181	11	STRAP-CABLE						
Y	4	1	495-3047	1	HARNESS AS-LIGHTING						140
	5	1	503-7089	2	BRACKET						
	6	1	503-7262	2	LAMP GP-FRONT						

M - METRIC PART
Y - SEPARATE ILLUSTRATION



GRAPHIC #1

<END>

g06118049

ELECTRICAL AND STARTING SYSTEM

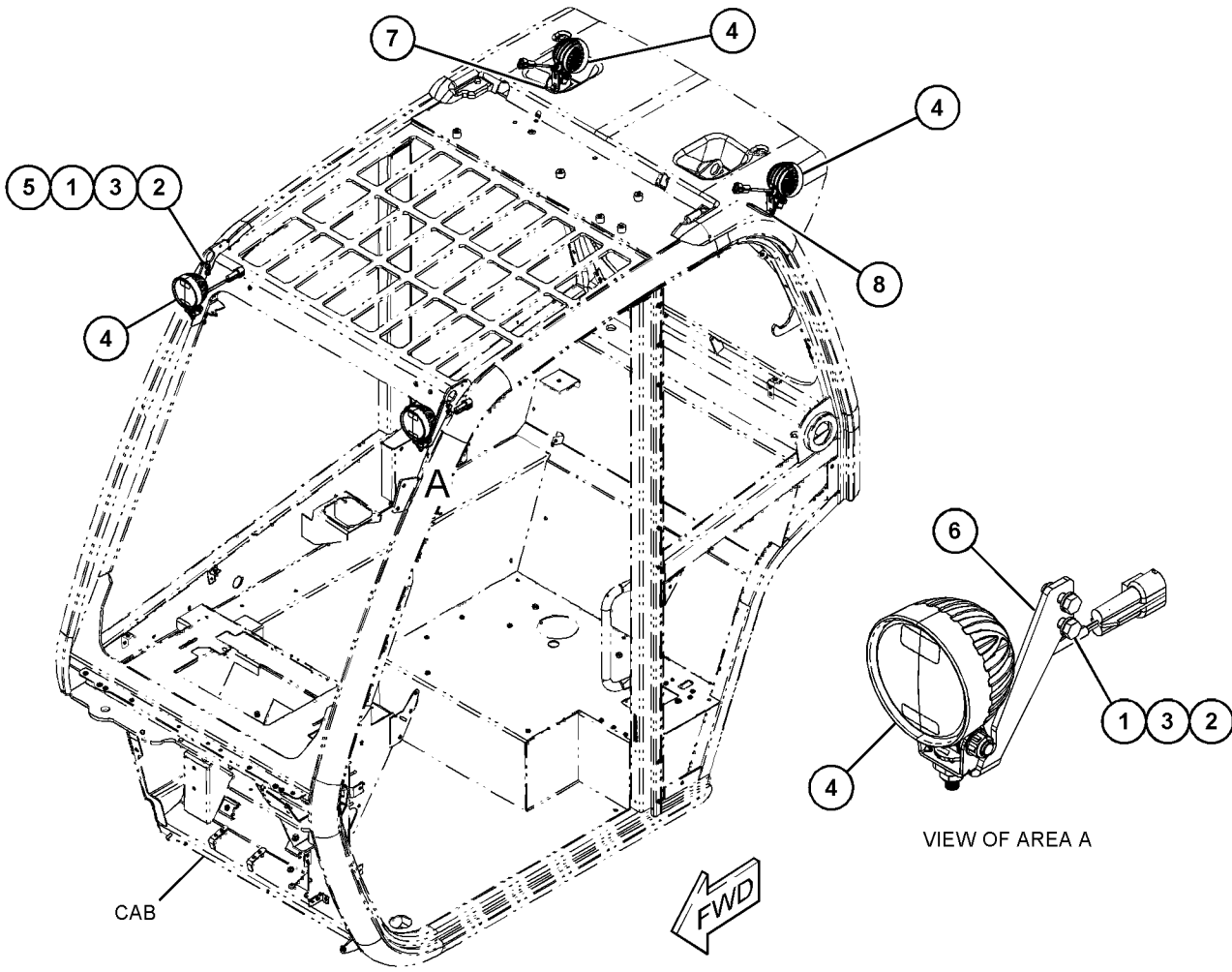
503-7093 LIGHTING GP-FRONT-WORK LIGHT WITHOUT AIR CONDITIONER PART OF 503-7083 LIGHTING GP-FRONT AN ATTACHMENT

SMCS-1429, 1434

i06788482

NOTE	REF NO	GRAPHIC REF	PART NUMBER	QTY	PART NAME						SEE PAGE
					1	2	3	4	5	6 (PRODUCT LEVEL)	
M	1	1	8T-4138	4	BOLT (M6X1X20-MM)						
M	2	1	5C-2890	4	NUT (M6X1-THD)						
	3	1	8T-4205	8	WASHER-HARD (7.2X14.5X2-MM THK)						
	4	1	503-7262	4	LAMP GP-FRONT						
	5	1	503-7267	1	PLATE						
	6	1	503-7268	1	PLATE						
	7	1	503-7091	1	PLATE						
	8	1	503-7092	1	PLATE						

M - METRIC PART



GRAPHIC #1

<END>

g06116893

ELECTRICAL AND STARTING SYSTEM

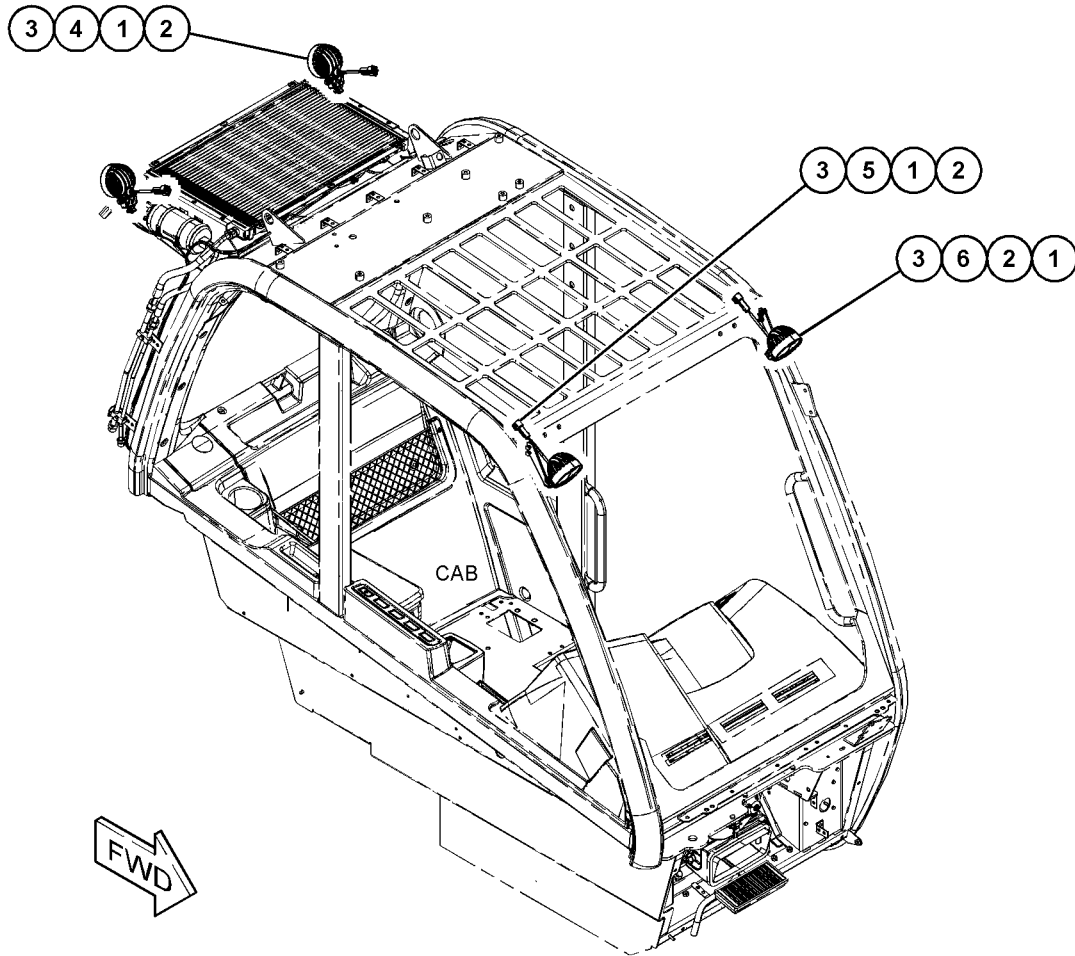
503-7260 LIGHTING GP-FRONT-WORK LIGHT AIR CONDITIONER PART OF 503-7085 LIGHTING GP-FRONT AN ATTACHMENT

SMCS-1429, 1434

i06788474

NOTE	REF NO	GRAPHIC REF	PART NUMBER	QTY	PART NAME						SEE PAGE
					1	2	3	4	5	6 (PRODUCT LEVEL)	
M	1	1	8T-4138	6	BOLT (M6X1X20-MM)						
M	2	1	347-4584	6	NUT (M6X1-THD)						
	3	1	503-7262	4	LAMP GP-FRONT						
	4	1	503-7266	2	BRACKET						
	5	1	503-7267	1	PLATE						
	6	1	503-7268	1	PLATE						

M - METRIC PART



GRAPHIC #1

<END>

g06116105

ELECTRICAL AND STARTING SYSTEM

473-7632 LIGHTING GP-ROADING

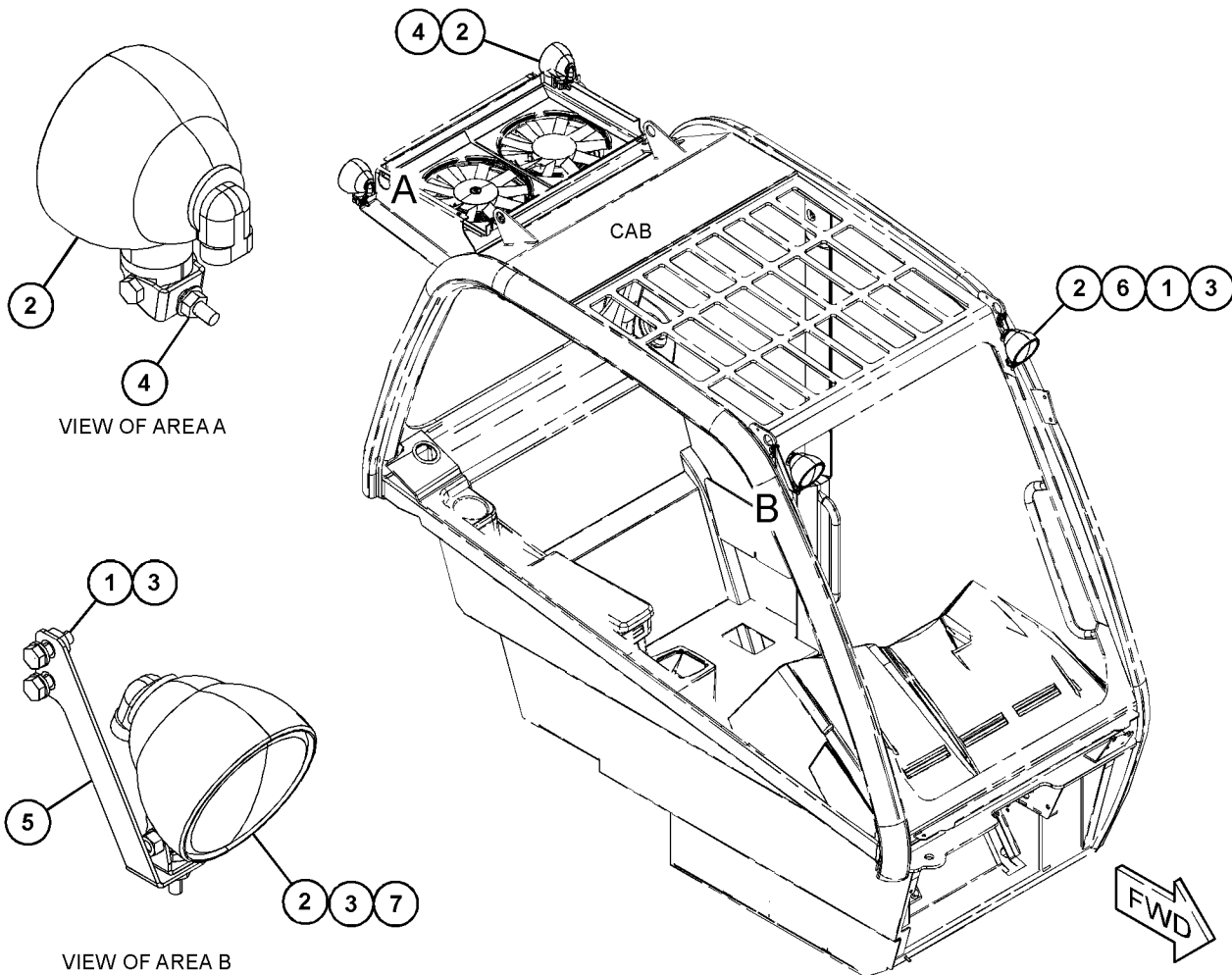
PART OF 495-3015 LIGHTING AR-ROADING
AN ATTACHMENT

SMCS-1429

i06830792

NOTE	REF NO	GRAPHIC REF	PART NUMBER	QTY	PART NAME						SEE PAGE
					1	2	3	4	5	6 (PRODUCT LEVEL)	
M	1	1	8T-4138	4	BOLT (M6X1X20-MM)						
	2	1	312-3332	4	LAMP AS (50-WATT) (WORK LIGHT)						
					(EACH INCLUDES)						
		1	323-5646	1	LAMP (50-WATT)						
	3	1	8T-4205	6	WASHER-HARD (7.2X14.5X2-MM THK)						
M	4	1	347-4584	2	NUT (M6X1-THD)						
	5	1	473-7633	1	BRACKET AS						
	6	1	473-7634	1	BRACKET AS						
M	7	1	5C-2890	2	NUT (M6X1-THD)						

M - METRIC PART



g06133458

ELECTRICAL AND STARTING SYSTEM

495-3420 LIGHTING GP-ROADING

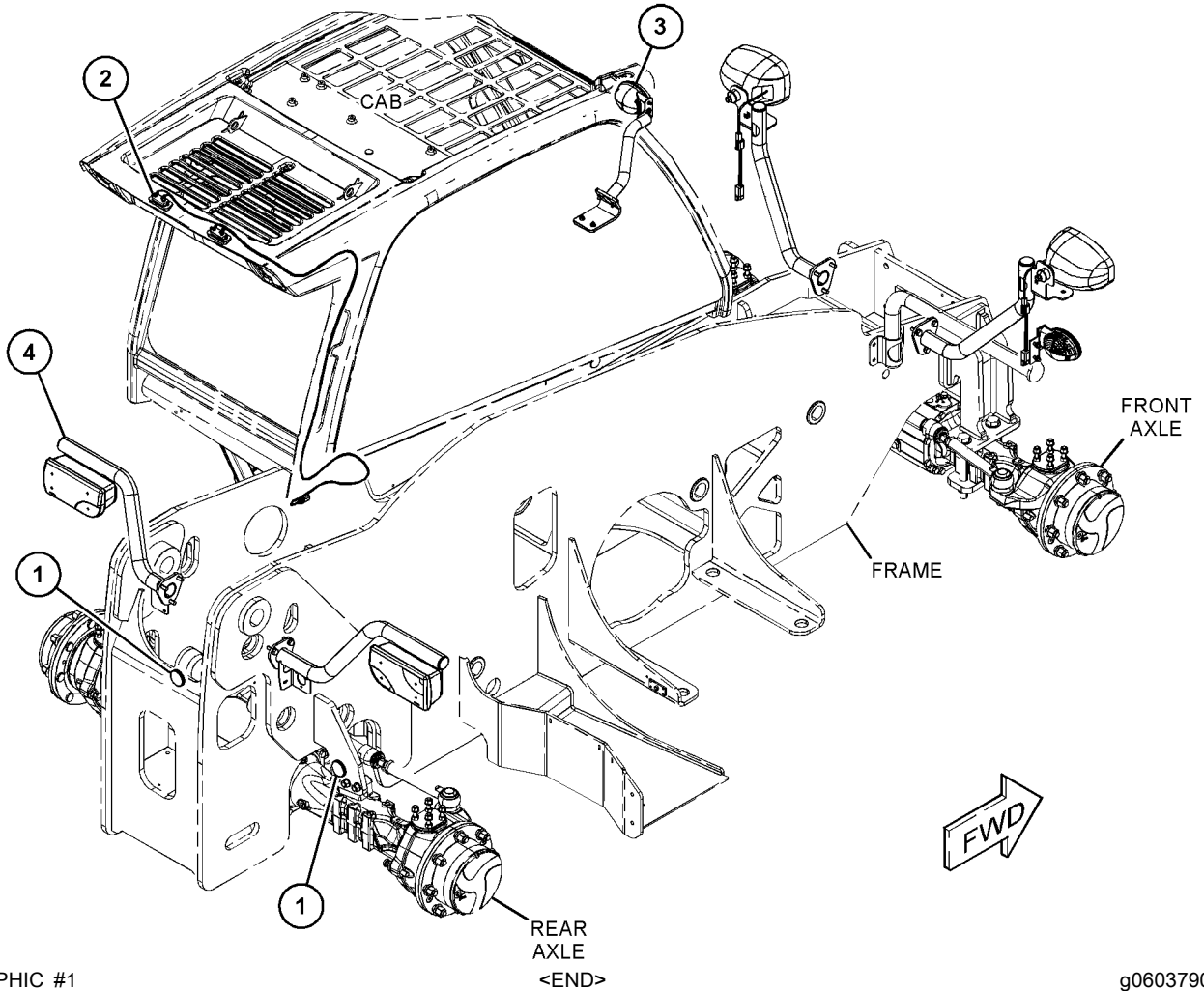
FOR USE WITH RH LIP ROADING LIGHTS
AN ATTACHMENT

SMCS-1429

i06586894

NOTE	REF NO	GRAPHIC REF	PART NUMBER	QTY	PART NAME						SEE PAGE
					1	2	3	4	5	6 (PRODUCT LEVEL)	
	1	1	329-3634	2	REFLECTOR						
Y	2	1	480-7044	1	LAMP GP-ROADING (LICENSE PLATE)						160
Y	3	1	495-3423	1	LAMP GP-FRONT						151
Y	4	1	495-3424	1	LAMP GP-REAR						159

Y - SEPARATE ILLUSTRATION



ELECTRICAL AND STARTING SYSTEM

495-3730 LIGHTING GP-ROADING

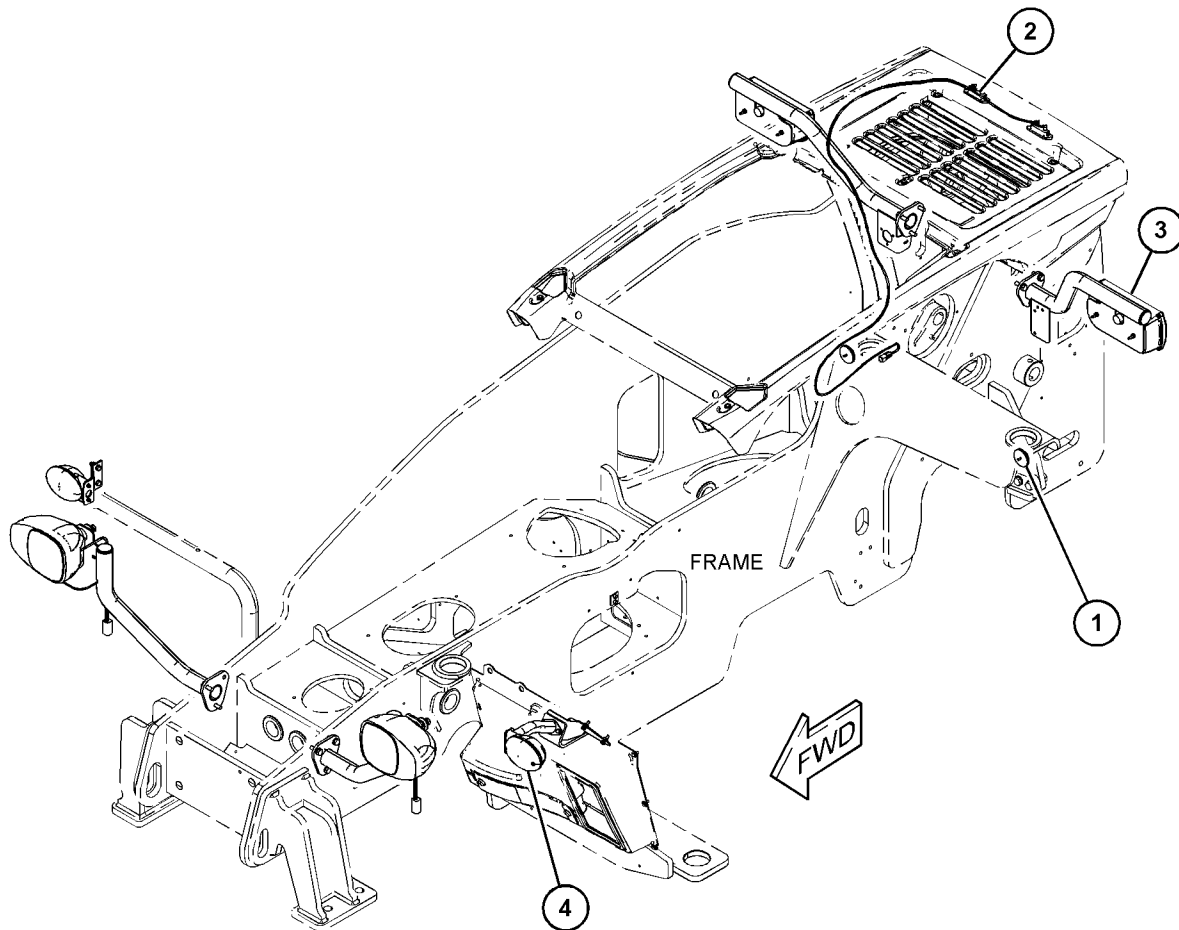
ALL CONTRIES EXCEPT US & CANADA
FOR USE WITH RH DIPROADING LIGHTS
AN ATTACHMENT

SMCS-1429

i06586898

NOTE	REF NO	GRAPHIC REF	PART NUMBER	QTY	PART NAME						SEE PAGE
					1	2	3	4	5	6 (PRODUCT LEVEL)	
	1	1	329-3634	2	REFLECTOR						
Y	2	1	480-7044	1	LAMP GP-ROADING (LICENSE PLATE)						160
Y	3	1	495-3424	1	LAMP GP-REAR						159
Y	4	1	495-3425	1	LAMP GP-FRONT						153

Y - SEPARATE ILLUSTRATION



GRAPHIC #1

<END>

g06046454

ELECTRICAL AND STARTING SYSTEM

502-3578 LIGHTING GP-ROADING

S/N: TD21-UP
NACD REGION ONLY
AN ATTACHMENT

SMCS-1429

i06586902

NOTE	PART NUMBER	QTY	PART NAME						SEE PAGE
			1	2	3	4	5	6 (PRODUCT LEVEL)	
Y	492-4842	1	COVER GP-CAB						471
Y - SEPARATE ILLUSTRATION									
<END>									

ELECTRICAL AND STARTING SYSTEM

361-7853 LIGHTING GP-WARNING

PART OF 495-3732 LIGHTING GP-WARNING
AN ATTACHMENT

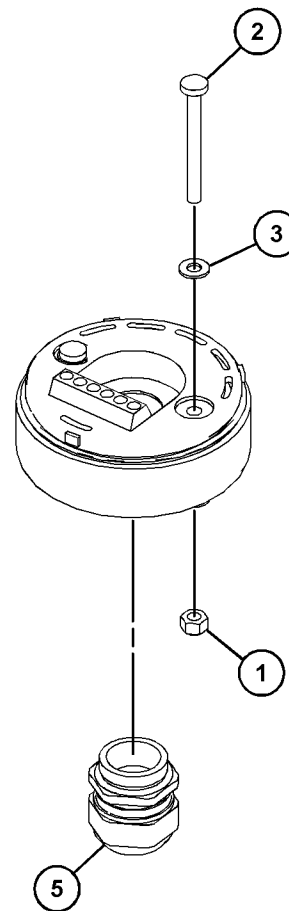
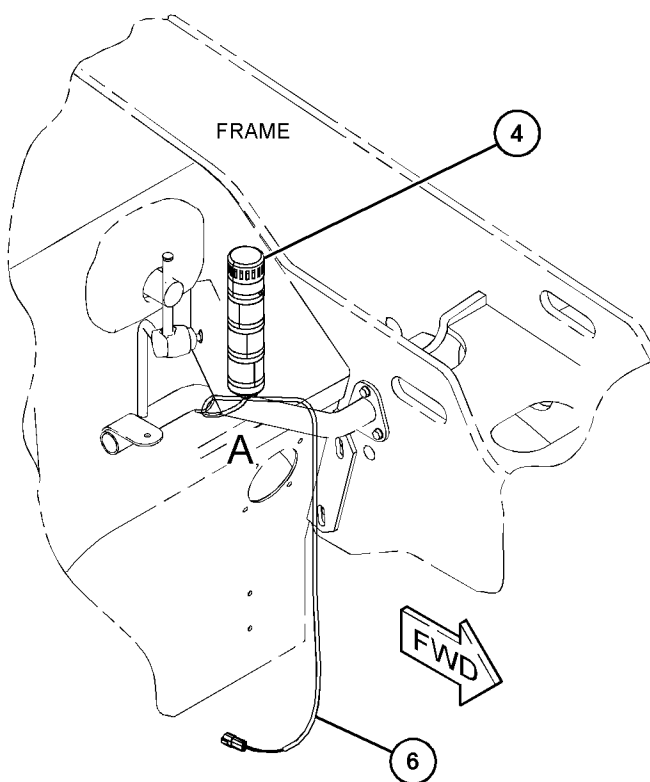
SMCS-1429, 1431

i05840584

NOTE	REF NO	GRAPHIC REF	PART NUMBER	QTY	PART NAME						SEE PAGE
					1	2	3	4	5	6 (PRODUCT LEVEL)	
M	1	1	178-9983	2	LOCKNUT (M4X0.7-THD)						
	2	1	332-3058	2	SCREW (M4X40-MM)						
	3	1	5W-5038	4	WASHER (4.3X9X0.8-MM THK)						
Y	4	1	432-4133	1	LIGHTING GP-WARNING						175
	5	1	453-2214	1	SEAL						
	6	1	361-7856	1	HARNESS AS-WIRING (LIGHT)						

M - METRIC PART

Y - SEPARATE ILLUSTRATION



VIEW OF AREA A
(EXPLODED)

GRAPHIC #1

<END>

g03696373

ELECTRICAL AND STARTING SYSTEM

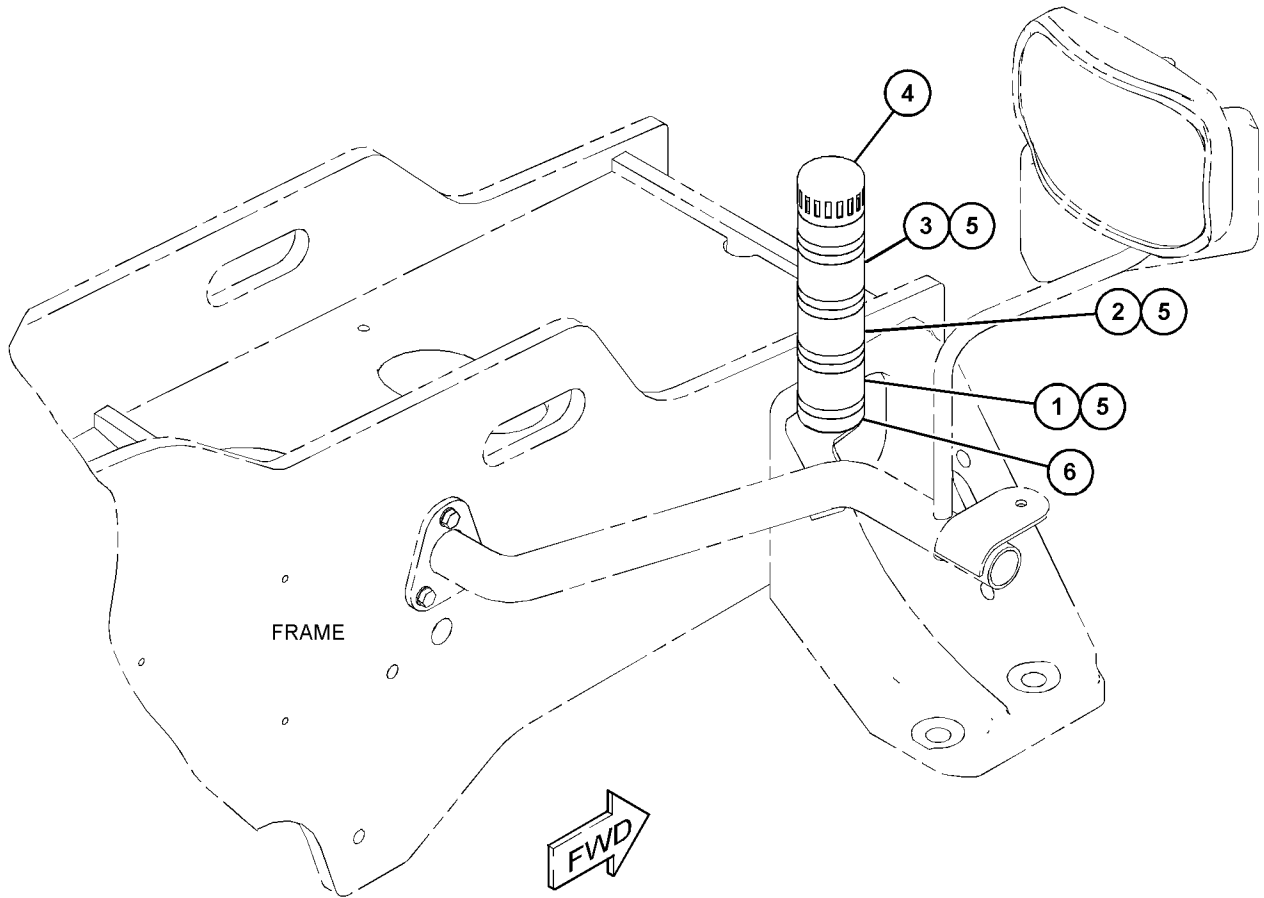
432-4133 LIGHTING GP-WARNING

PART OF 361-7853 LIGHTING GP-WARNING
AN ATTACHMENT

SMCS-1429, 1431

i05782403

NOTE	REF NO	GRAPHIC REF	PART NUMBER	QTY	PART NAME						SEE PAGE
					1	2	3	4	5	6 (PRODUCT LEVEL)	
	1	1	432-4134	1	LAMP (12-VOLT, 7-WATT) (GREEN)						
	2	1	432-4135	1	LAMP (12-VOLT, 7-WATT) (YELLOW)						
	3	1	432-4136	1	LAMP (12-VOLT, 7-WATT) (RED)						
	4	1	432-4137	1	ALARM						
	5	1	432-4138	3	LAMP (12-VOLT, 5-WATT)						
	6	1	432-4139	1	TERMINAL						



GRAPHIC #1

<END>

g03668628

ELECTRICAL AND STARTING SYSTEM

495-3732 LIGHTING GP-WARNING

FOR USE WITH 474-6061-PAGE: 511

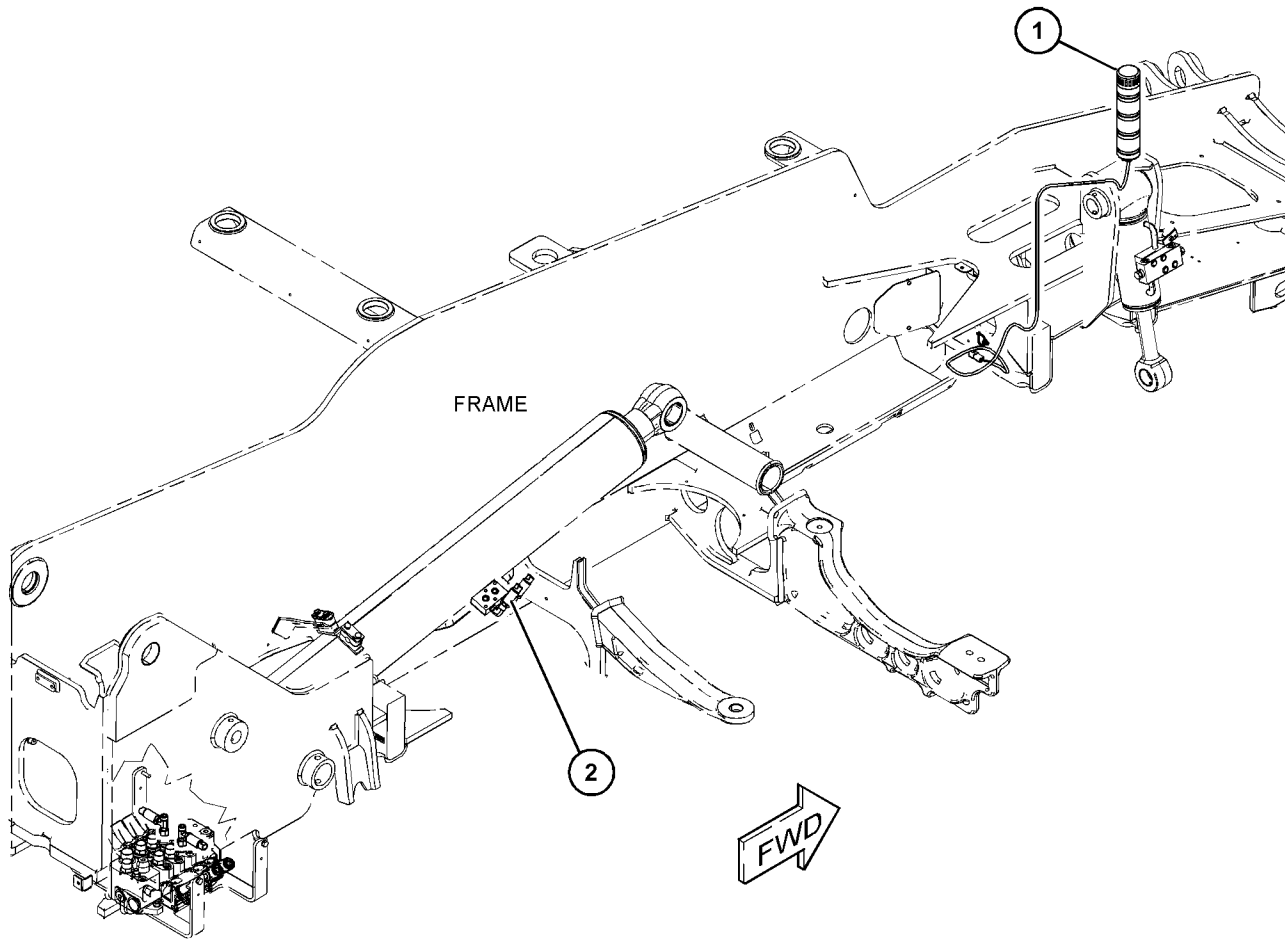
AN ATTACHMENT

SMCS-1429, 1431

i06586900

NOTE	REF NO	GRAPHIC REF	PART NUMBER	QTY	PART NAME						SEE PAGE
					1	2	3	4	5	6 (PRODUCT LEVEL)	
Y	1	1	361-7853	1	LIGHTING GP-WARNING (LOAD MOMENT INDICATOR)						174
Y	2	1	495-3733	1	SENSOR GP-PRESSURE (LOAD MOMENT INDICATOR)						186

Y - SEPARATE ILLUSTRATION



GRAPHIC #1

<END>

g06046594

ELECTRICAL AND STARTING SYSTEM

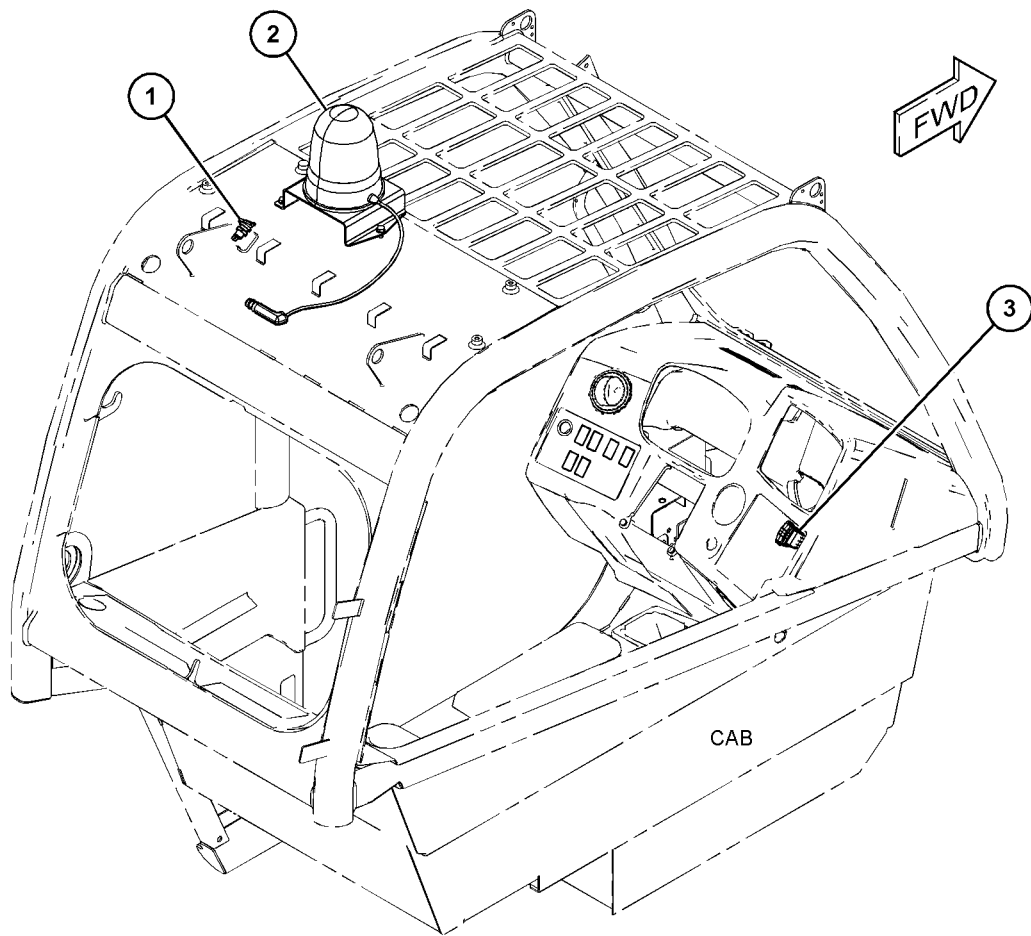
495-7659 LIGHTING GP-WARNING-BEACON AN ATTACHMENT

SMCS-1429, 1431

i06586877

NOTE	REF NO	GRAPHIC REF	PART NUMBER	QTY	PART NAME						SEE PAGE
					1	2	3	4	5	6 (PRODUCT LEVEL)	
	1	1	317-6379	1	RECEPTACLE AS-POWER						
	2	1	472-7843	1	LAMP GP-WARNING BEACON (12-VOLT, AMBER)						
M		1	8T-4200	3	BOLT (M8X1.25X16-MM)						
		1	8T-4224	3	WASHER-HARD (8.8X16X2-MM THK)						
		1	317-3270	1	LAMP AS (12-VOLT, 55-WATT)						
		1	323-5644	1	LAMP (12-VOLT, 55-WATT) (BEACON)						
		1	472-7844	1	BRACKET						
	3	1	495-7692	1	SWITCH AS-ROCKER						

M - METRIC PART



GRAPHIC #1

<END>

g06037270

ELECTRICAL AND STARTING SYSTEM

516-9507 MOUNTING GP-SENSOR

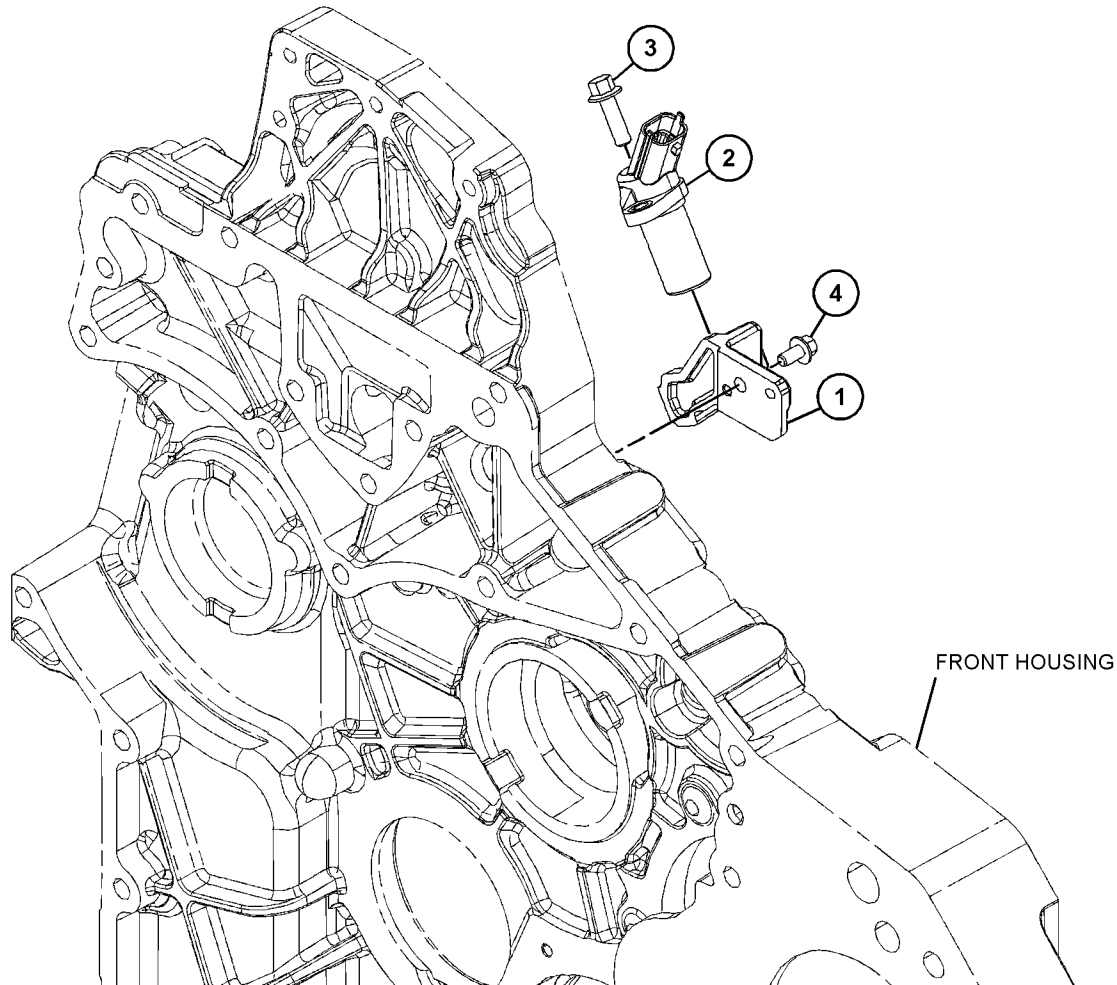
S/N: TD21-UP

PART OF 492-2140 ENGINE AR-PRIMARY
AN ATTACHMENT

SMCS-1923, 1924

i06814162

NOTE	REF NO	GRAPHIC REF	PART NUMBER	QTY	PART NAME						SEE PAGE
					1	2	3	4	5	6 (PRODUCT LEVEL)	
	1	1	459-3303	1	BRACKET						
	2	1	449-2347	1	ALTERNATOR GP-CHARGING						
		1	516-2407	1	RING-SEAL						
	3	1	459-2670	1	BOLT						
	4	1	459-2657	1	BOLT						



GRAPHIC #1

<END>

g06129044

ELECTRICAL AND STARTING SYSTEM

516-8720 PLUG GP-CONNECTOR

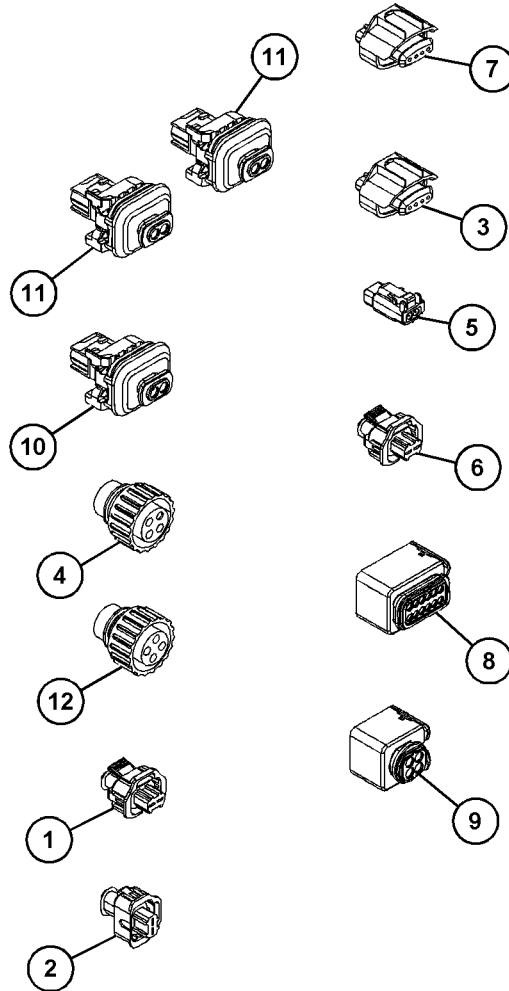
S/N: TD21-UP

PART OF 492-2140 ENGINE AR-PRIMARY
AN ATTACHMENT

SMCS-1429

i06814003

NOTE	REF NO	GRAPHIC REF	PART NUMBER	QTY	PART NAME						SEE PAGE
					1	2	3	4	5	6 (PRODUCT LEVEL)	
	1	1	449-2462	1	CONNECTOR						
	2	1	449-2460	1	CONNECTOR						
	3	1	516-2133	1	CONNECTOR						
	4	1	516-2134	1	CONNECTOR						
	5	1	516-2135	1	CONNECTOR						
	6	1	516-2146	1	CONNECTOR						
	7	1	449-2459	1	CONNECTOR						
	8	1	516-2136	1	CONNECTOR						
	9	1	516-2137	1	CONNECTOR						
	10	1	516-2138	1	CONNECTOR						
	11	1	516-2139	2	CONNECTOR						
	12	1	449-2461	1	CONNECTOR						



GRAPHIC #1

<END>

g06129108

ELECTRICAL AND STARTING SYSTEM

516-9413 RELAY GP

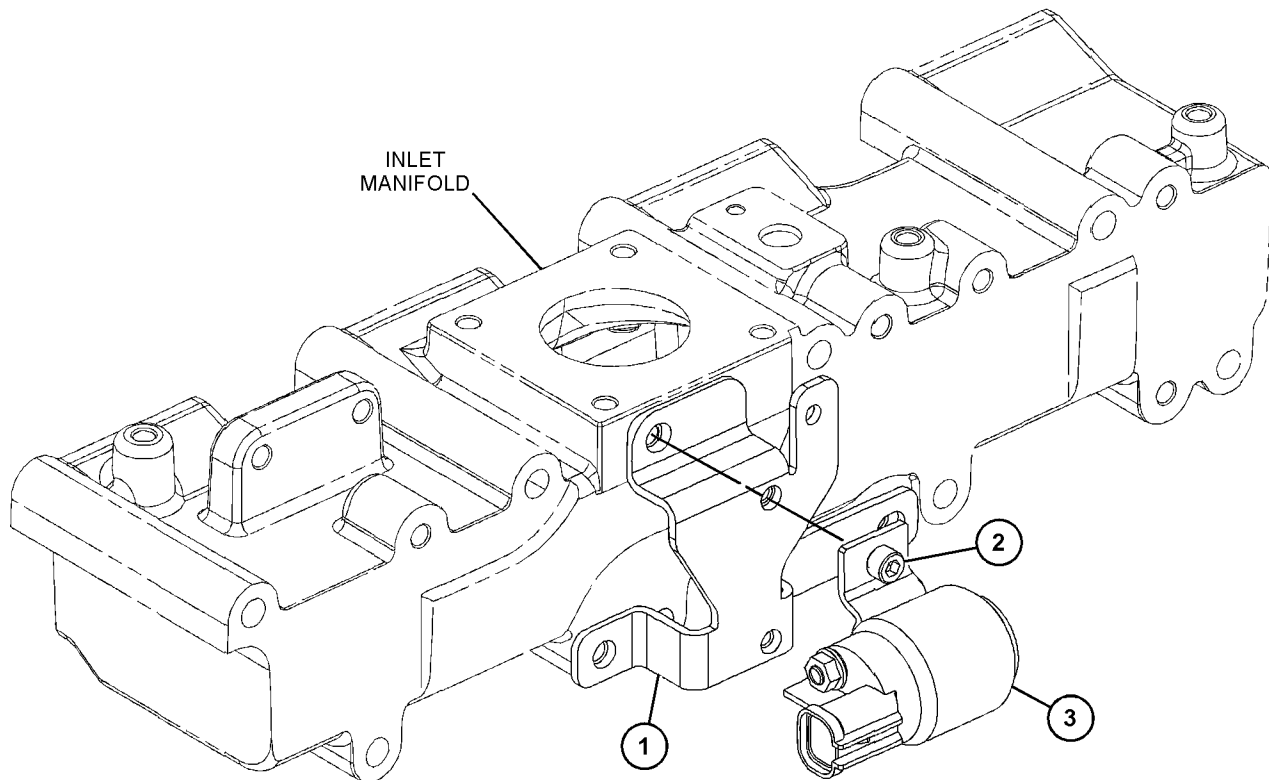
S/N: TD21-UP

PART OF 492-2140 ENGINE AR-PRIMARY
AN ATTACHMENT

SMCS-1422, 4493

i06814113

NOTE	REF NO	GRAPHIC REF	PART NUMBER	QTY	PART NAME						SEE PAGE
					1	2	3	4	5	6 (PRODUCT LEVEL)	
	1	1	516-2144	1	PLATE-RETAINING						
	2	1	516-2122	2	SCREW						
	3	1	459-3329	1	RELAY GP						
		1	516-2536	2	NUT-HEX						



GRAPHIC #1

<END>

g06129484

ELECTRICAL AND STARTING SYSTEM

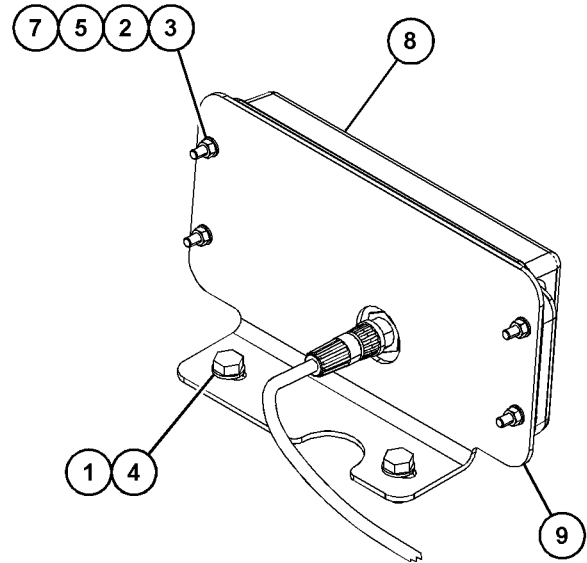
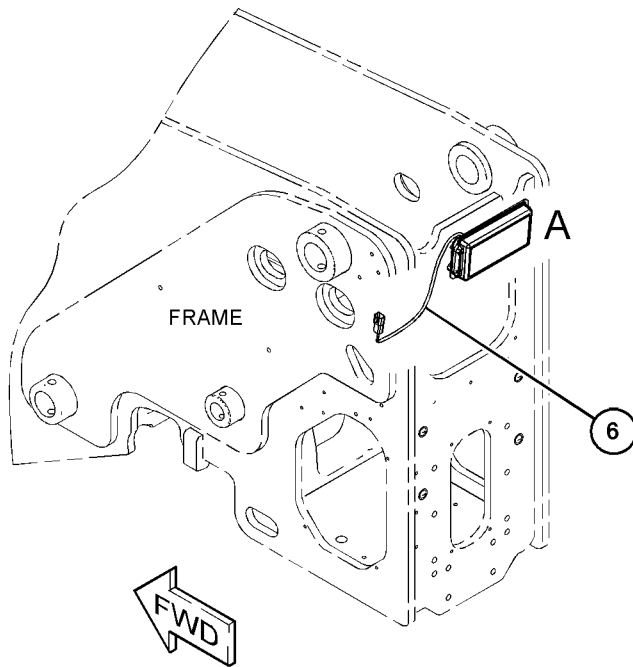
492-5086 SENSOR & MOUNTING GP-HITCH AN ATTACHMENT

SMCS-1408, 1439, 1906, 1907, 1912, 1917, 191N, 1923,
1924, 430S, 7400

i06586862

NOTE	REF NO	GRAPHIC REF	PART NUMBER	QTY	PART NAME						SEE PAGE
					1	2	3	4	5	6 (PRODUCT LEVEL)	
M	1	1	8T-4189	2	BOLT (M8X1.25X20-MM)						
M	2	1	303-4777	4	NUT (M5X0.8-THD)						
	3	1	309-3996	4	WASHER (5.3X12.5X5-MM THK)						
	4	1	8T-4224	2	WASHER-HARD (8.8X16X2-MM THK)						
M	5	1	096-5969	4	BOLT-SOCKET HEAD (M5X0.8X25-MM)						
	6	1	488-9824	1	HARNESS AS-SENSOR						
		1	303-4969	4	PIN-CONNECTOR (16-GA TO 20-GA)						
		1	323-7237	1	RECEPTACLE (4-PIN)						
	7	1	473-9386	4	WASHER (8.4X18X1.5-MM THK)						
	8	1	473-7701	1	SENSOR GP-OBJECT DETECTION						
	9	1	492-4992	1	BRACKET						

M - METRIC PART



VIEW OF AREA A

GRAPHIC #1

<END>

g06049102

ELECTRICAL AND STARTING SYSTEM

505-0898 SENSOR & MOUNTING GP

CANNOT BE USED WITH 502-0665-PAGE: 278

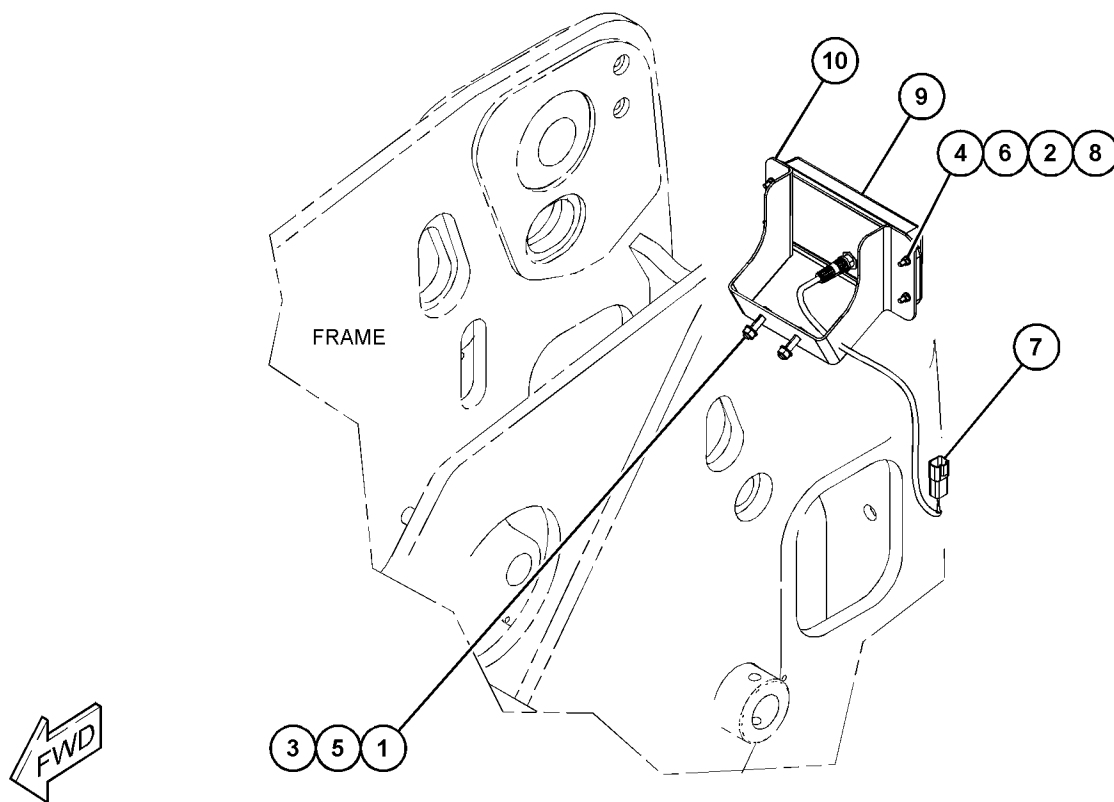
AN ATTACHMENT

SMCS-1408, 1439, 1906, 1907, 1912, 1917, 191N, 1923,
1924, 430S, 7400

i06604872

NOTE	REF NO	GRAPHIC REF	PART NUMBER	QTY	PART NAME						SEE PAGE
					1	2	3	4	5	6 (PRODUCT LEVEL)	
M	1	1	7X-2537	2	BOLT (M8X1.25X35-MM)						
M	2	1	303-4777	4	NUT (M5X0.8-THD)						
M	3	1	5C-7261	2	NUT (M8X1.25-THD)						
	4	1	309-3996	4	WASHER (5.3X12.5X5-MM THK)						
	5	1	8T-4224	4	WASHER-HARD (8.8X16X2-MM THK)						
M	6	1	096-5969	4	BOLT-SOCKET HEAD (M5X0.8X25-MM)						
	7	1	488-9824	1	HARNESS AS-SENSOR						
		1	303-4969	4	PIN-CONNECTOR (16-GA TO 20-GA)						
		1	323-7237	1	RECEPTACLE (4-PIN)						
	8	1	473-9386	4	WASHER (8.4X18X1.5-MM THK)						
	9	1	473-7701	1	SENSOR GP-OBJECT DETECTION						
	10	1	505-0899	1	BRACKET						

M - METRIC PART



GRAPHIC #1

<END>

g06054800

ELECTRICAL AND STARTING SYSTEM

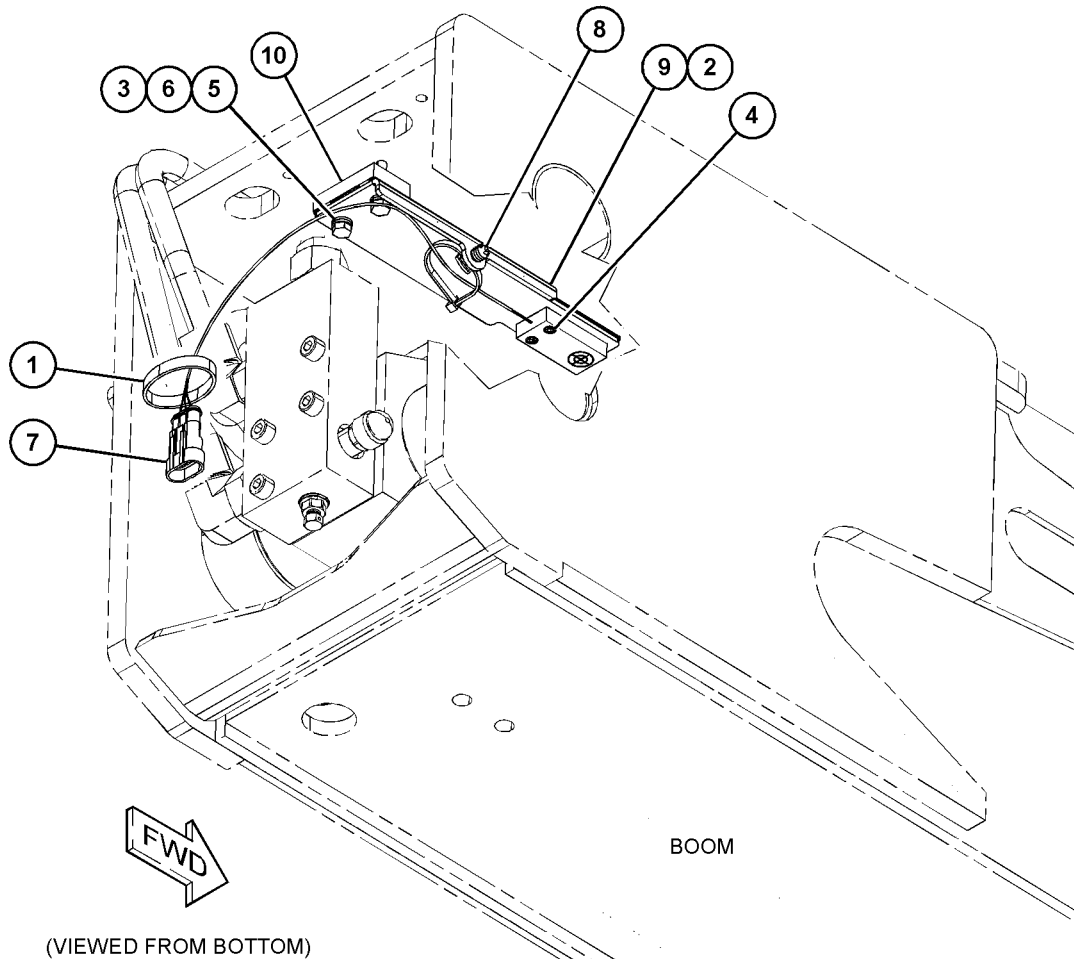
492-2132 SENSOR & MTG GP-POSITION-RETRACT PART OF 495-1913 BOOM AR

SMCS-1408, 7400

i06604816

NOTE	REF NO	GRAPHIC REF	PART NUMBER	QTY	PART NAME						SEE PAGE
					1	2	3	4	5	6 (PRODUCT LEVEL)	
	1	1	7K-1181	1	STRAP-CABLE						
	2	1	492-2133	1	SHIM						
M	3	1	8T-4971	2	BOLT (M6X1X30-MM)						
	4	1	454-4171	2	SCREW						
	5	1	8T-4205	2	WASHER-HARD (7.2X14.5X2-MM THK)						
	6	1	303-4787	2	WASHER (6.1X11.8X1.6-MM THK)						
	7	1	378-9703	1	SENSOR AS (PROXIMITY)						
	8	1	455-3027	1	TIE-CABLE						
	9	1	492-2134	1	BRACKET						
	10	1	492-2135	1	PLATE						

M - METRIC PART



GRAPHIC #1

<END>

g06043179

ELECTRICAL AND STARTING SYSTEM

492-2129 **SENSOR GP-POSITION-BOOM ANGLE** PART OF 495-1913 BOOM AR

SMCS-4323, 5736, 5737

i06604815

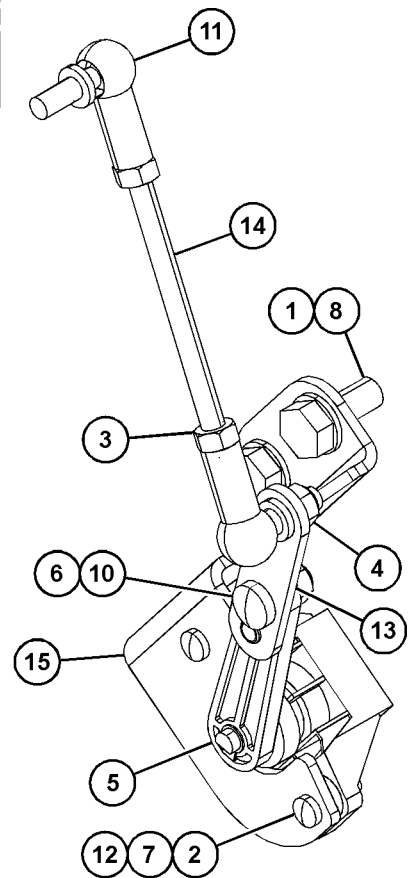
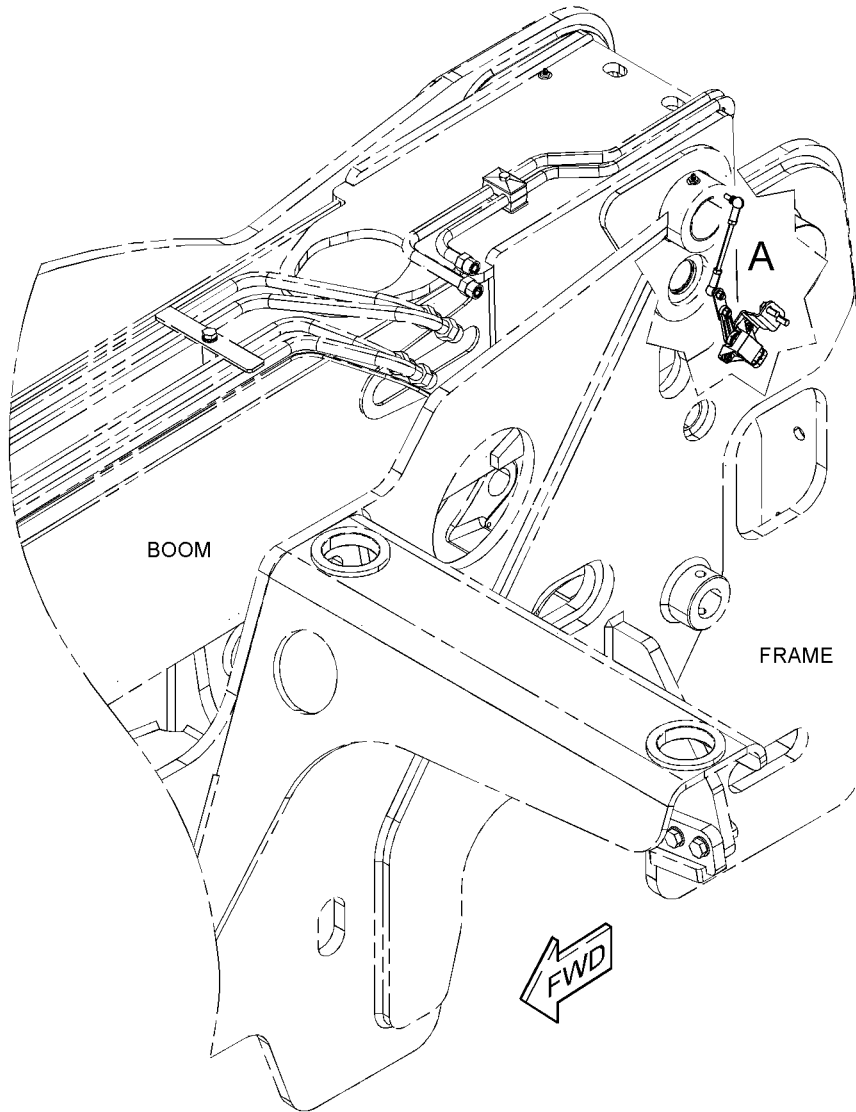
NOTE	REF NO	GRAPHIC REF	PART NUMBER	QTY	PART NAME						SEE PAGE
					1	2	3	4	5	6 (PRODUCT LEVEL)	
M	1	1	8T-4189	2	BOLT (M8X1.25X20-MM)						
M	2	1	178-9983	2	LOCKNUT (M4X0.7-THD)						
M	3	1	5C-2890	2	NUT (M6X1-THD)						
	4	1	303-4779	2	LOCKNUT						
	5	1	329-3638	1	SENSOR (BOOM ANGLE)						
M	6	1	335-8084	1	BOLT-HEAD (M6X1.0X16-MM)						
	7	1	5W-5038	2	WASHER (4.3X9X0.8-MM THK)						
	8	1	8T-4224	2	WASHER-HARD (8.8X16X2-MM THK)						
	10	1	331-1571	1	PIN-ROLL						
	11	1	331-1572	2	BALL JOINT						
	12	1	281-1784	2	SCREW-PAN HEAD (M4X0.7X16-MM)						
	13	1	492-2128	1	LINK						
	14	1	492-2130	1	ROD						
	15	1	492-2131	1	BRACKET						

M - METRIC PART

ELECTRICAL AND STARTING SYSTEM

492-2129 SENSOR GP-POSITION (contd.)

i06604815



VIEW OF AREA A



GRAPHIC #1

<END>

g06043122

ELECTRICAL AND STARTING SYSTEM

495-3733 SENSOR GP-PRESSURE-ENGINE PART OF 495-3732 LIGHTING GP-WARNING AN ATTACHMENT

SMCS-1408

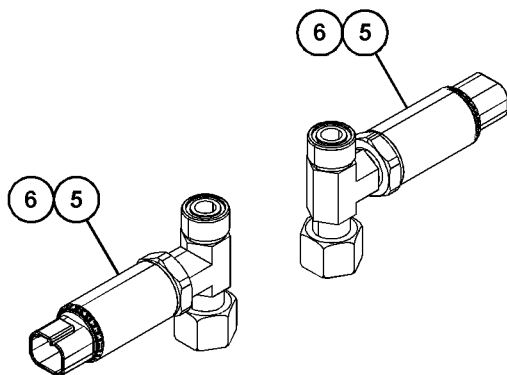
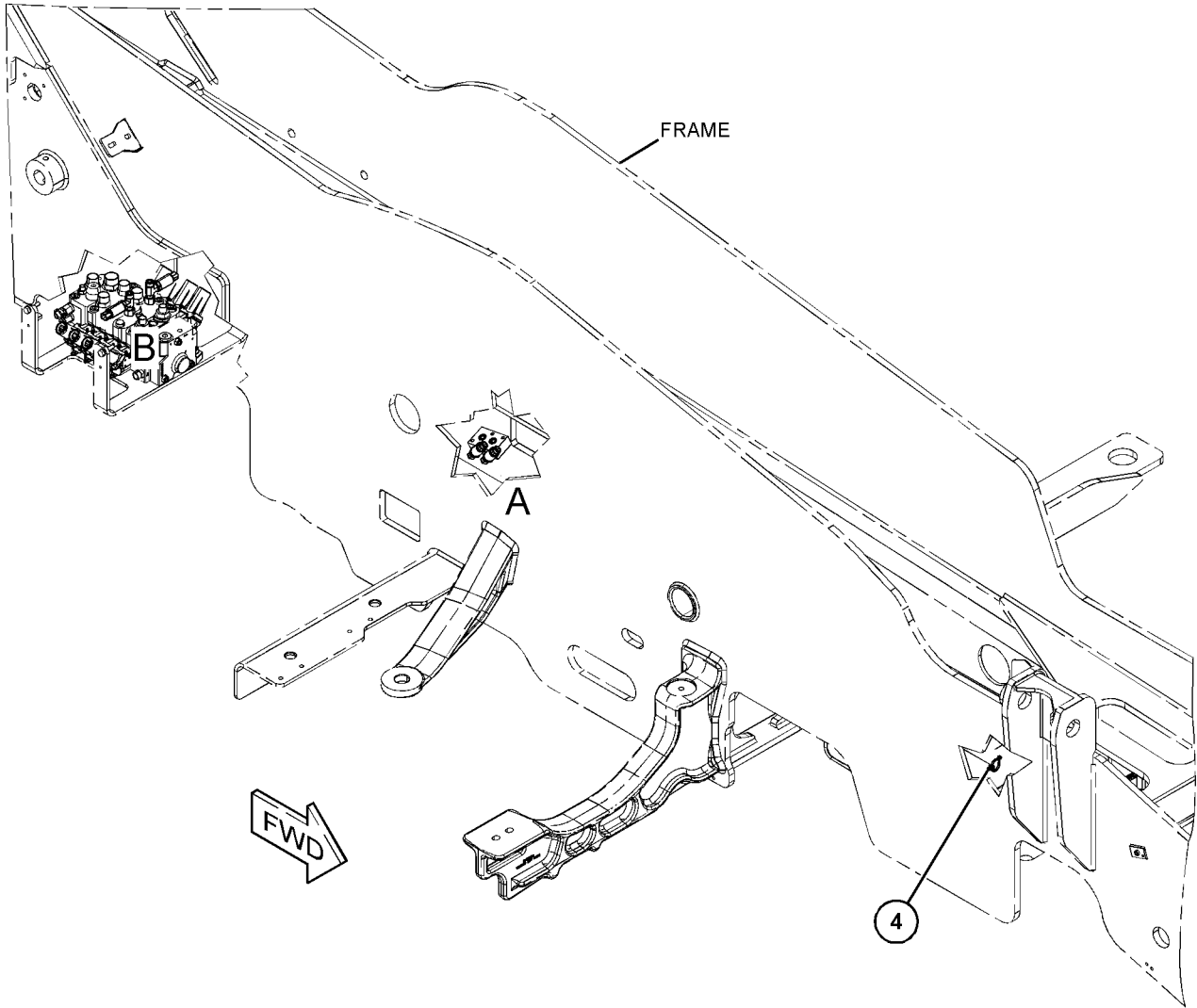
i06586901

NOTE	REF NO	GRAPHIC REF	PART NUMBER	QTY	PART NAME						SEE PAGE
					1	2	3	4	5	6 (PRODUCT LEVEL)	
	1	1	417-2759	1	BLOCK-MANIFOLD						
	2	1	417-2760	2	ADAPTER						
	3	1	374-7332	4	SEAL-O-RING						
	4	1	455-3027	1	TIE-CABLE						
	5	1	477-0968	4	SENSOR-PRESSURE (ENGINE)						
	6	1	487-3923	2	ADAPTER AS-TEE						

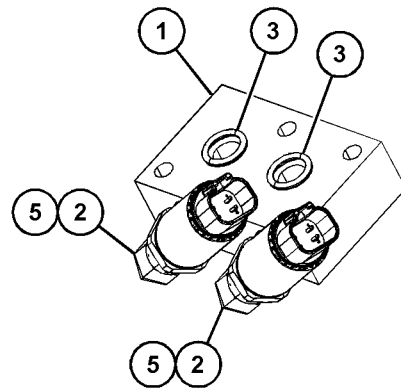
ELECTRICAL AND STARTING SYSTEM

495-3733 SENSOR GP-PRESSURE (contd.)

106586901



VIEW OF AREA B



VIEW OF AREA A

GRAPHIC #1

<END>

g06038044

ELECTRICAL AND STARTING SYSTEM

516-9510 SENSOR GP-SPEED

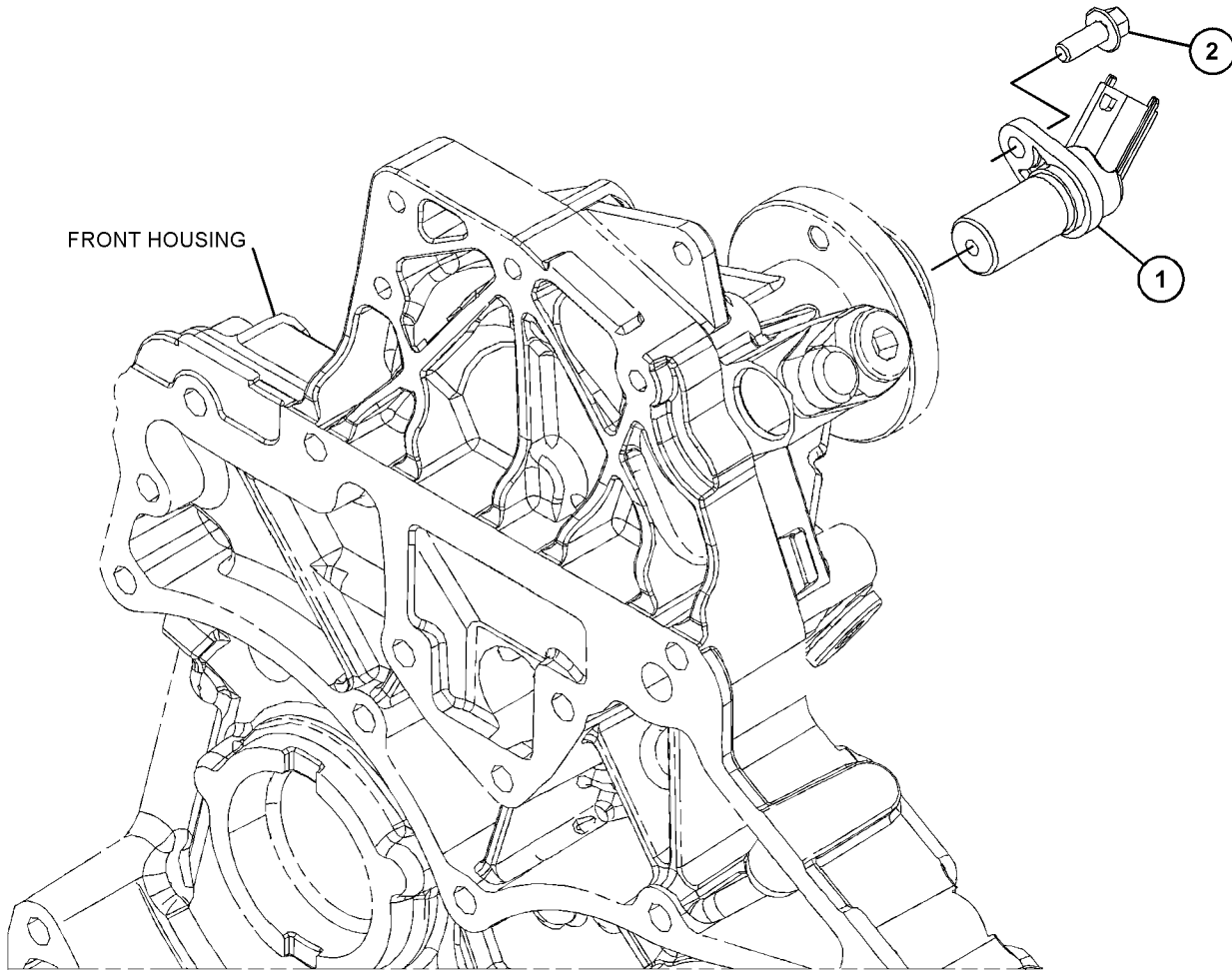
S/N: TD21-UP

PART OF 492-2140 ENGINE AR-PRIMARY
AN ATTACHMENT

SMCS-1907

i06814164

NOTE	REF NO	GRAPHIC REF	PART NUMBER	QTY	PART NAME						SEE PAGE
					1	2	3	4	5	6 (PRODUCT LEVEL)	
	1	1	449-2347	1	ALTERNATOR GP-CHARGING						
		1	516-2407	1	RING-SEAL						
2		1	447-2155	1	BOLT-HEAD						



GRAPHIC #1

<END>

g06128348

ELECTRICAL AND STARTING SYSTEM

516-8129 STARTING MOTOR GP-ELECTRIC

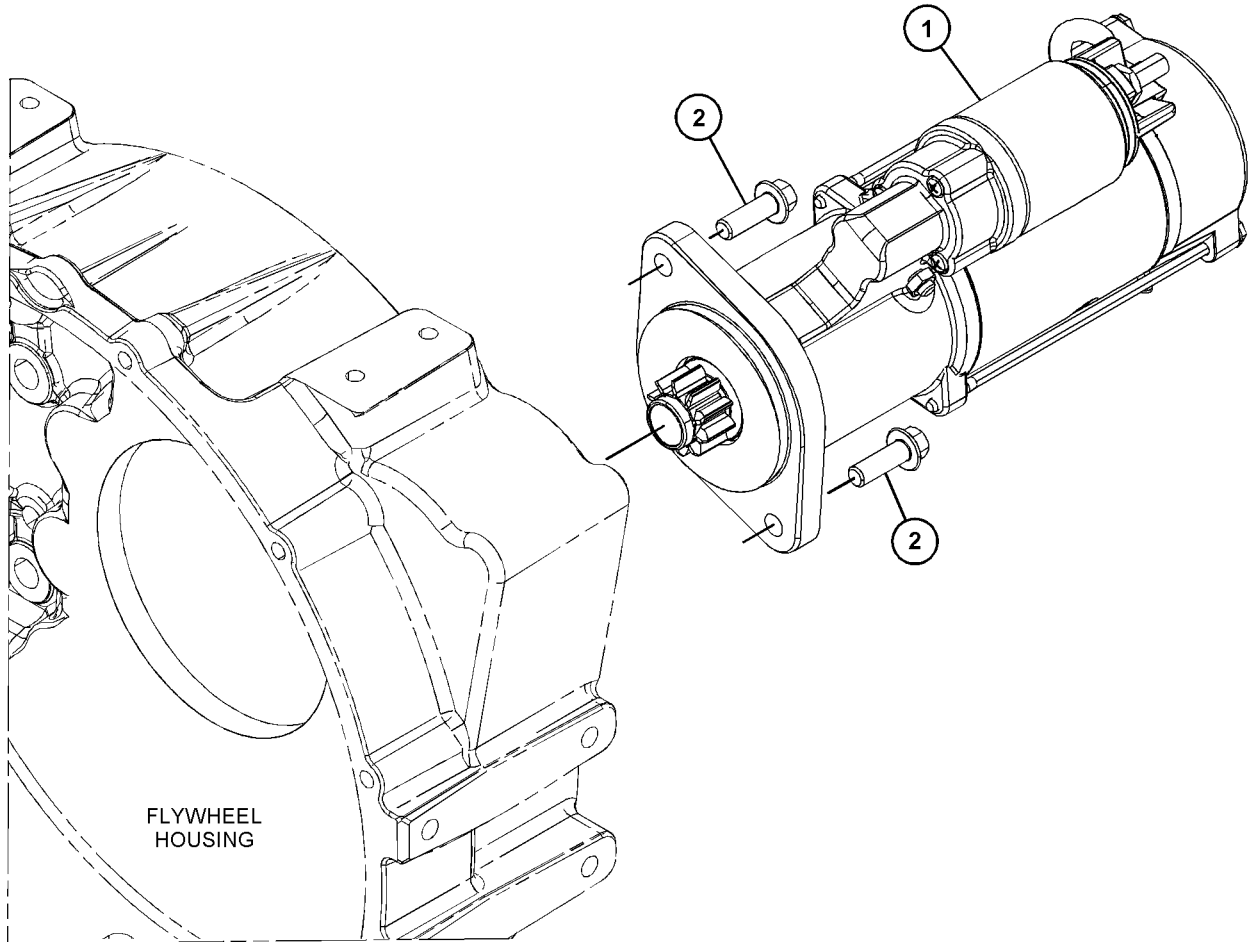
S/N: TD21-UP

PART OF 492-2140 ENGINE AR-PRIMARY
AN ATTACHMENT

SMCS-1453

i06813745

NOTE	REF NO	GRAPHIC REF	PART NUMBER	QTY	PART NAME						SEE PAGE
					1	2	3	4	5	6 (PRODUCT LEVEL)	
	1	1	516-5045	1	STARTING MOTOR GP-ELECTRIC						
		1	516-1599	1	WASHER						
		1	516-1646	1	NUT						
2		1	447-2131	2	BOLT						



GRAPHIC #1

<END>

g06140486

ELECTRICAL AND STARTING SYSTEM

505-7629 SWITCH & MTG GP-SIGNAL-BRAKE

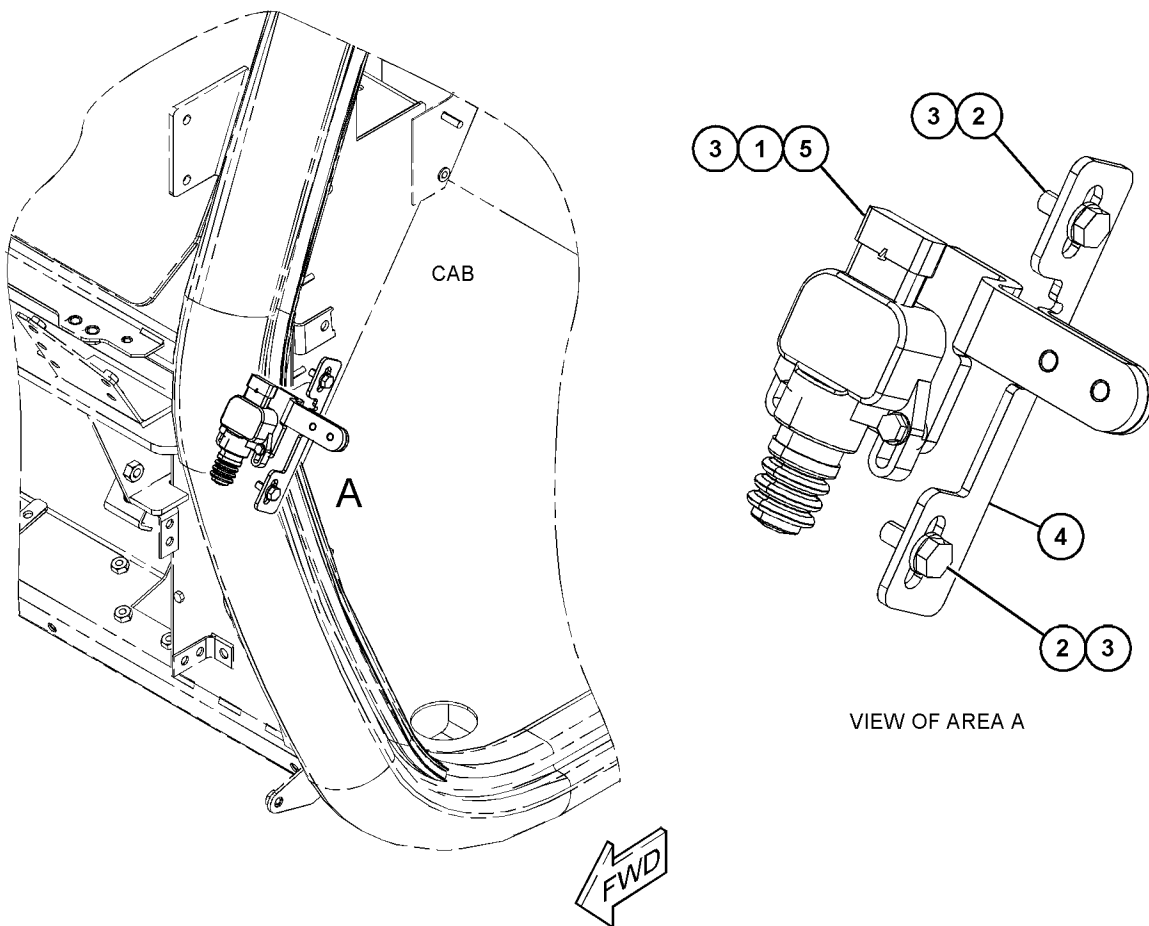
PART OF 499-4951 PEDAL GP-BRAKE
AN ATTACHMENT

SMCS-1430, 7332

i06811721

NOTE	REF NO	GRAPHIC REF	PART NUMBER	QTY	PART NAME						SEE PAGE
					1	2	3	4	5	6 (PRODUCT LEVEL)	
M	1	1	312-3282	2	SCREW (M6X1.0X10-MM)						
M	2	1	5C-9553	4	BOLT (M6X1X16-MM)						
	3	1	8T-4205	2	WASHER-HARD (7.2X14.5X2-MM THK)						
	4	1	505-7678	2	PLATE-SWITCH						
	5	1	505-8342	2	SWITCH GP-LIGHT						
					(EACH INCLUDES)						
		1	5W-5038	2	WASHER (4.3X9X0.8-MM THK)						
M		1	170-5632	2	BOLT (M4X0.7X16-MM)						
		1	317-8726	1	SWITCH AS						
		1	505-8341	1	PLATE						

M - METRIC PART



GRAPHIC #1

<END>

g06134351

ELECTRICAL AND STARTING SYSTEM

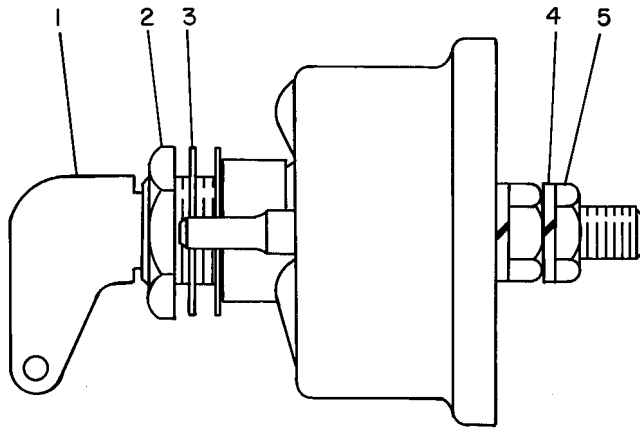
7N-0718 SWITCH GP-DISCONNECT-BATTERY

PART OF 494-9549 WIRING GP-CHASSIS

SMCS-1411

i02544993

NOTE	REF NO	GRAPHIC REF	PART NUMBER	QTY	PART NAME						SEE PAGE
					1	2	3	4	5	6 (PRODUCT LEVEL)	
	1	1	8H-5306	1	KEY (BATTERY DISCONNECT)						
	2	1	8H-5303	1	NUT (3/4-16-THD)						
	3	1	2H-3922	2	LOCKWASHER						
	4	1	9F-5644	2	LOCKWASHER						
	5	1	6F-7045	2	NUT-FULL (3/8-24-THD)						



GRAPHIC #1

<END>

g00084912

ELECTRICAL AND STARTING SYSTEM

501-0765 SWITCH GP-REVERSING FAN

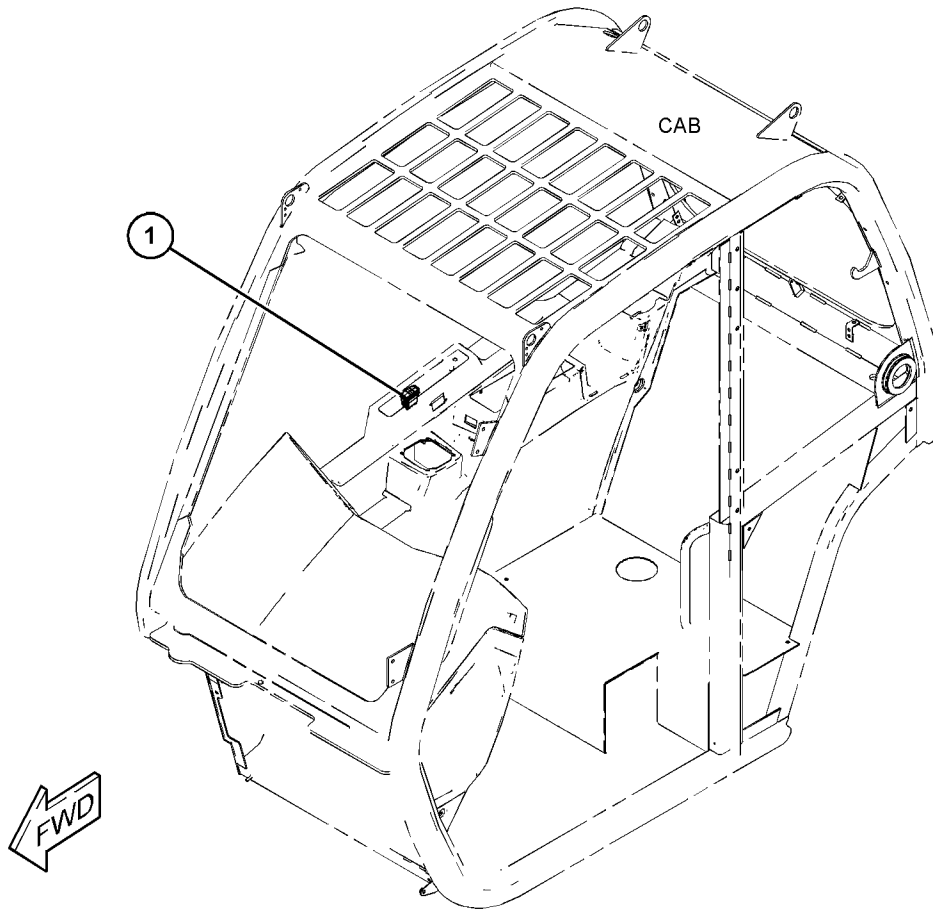
PART OF 503-5065, 506-2061 ENGINE AR-COMplete

AN ATTACHMENT

SMCS-7332

i06601090

NOTE	REF NO	GRAPHIC REF	PART NUMBER	QTY	PART NAME						SEE PAGE
					1	2	3	4	5	6 (PRODUCT LEVEL)	
	1	1	501-0766	1	SWITCH AS						



GRAPHIC #1

<END>

g06041854

ELECTRICAL AND STARTING SYSTEM

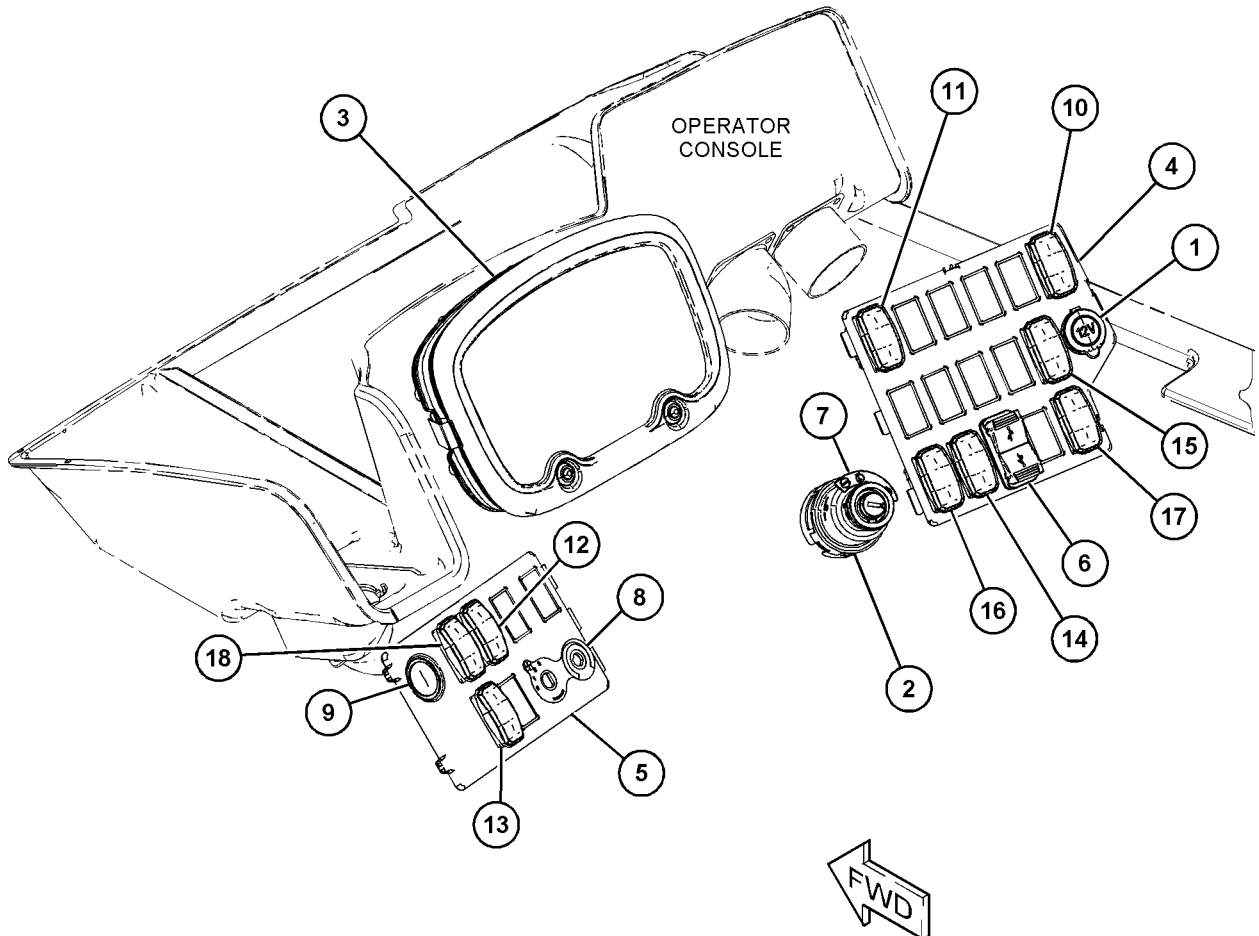
495-4594 SWITCH GP-ROCKER

**PART OF 502-3551 CAB AR, 502-3552, 502-3553, 502-3554 CAB AR-ENCLOSED ROPS
AN ATTACHMENT**

SMCS-1435

i06867649

NOTE	REF NO	GRAPHIC REF	PART NUMBER	QTY	PART NAME						SEE PAGE
					1	2	3	4	5	6	
	1	1	323-5605	1	RECEPTACLE - POWER						
	2	1	325-4927	1	SWITCH-IGNITION						
	3	1	473-4953	1	GAUGE GP-CLUSTER						
	4	1	473-4956	1	PANEL-SWITCH (RH)						
	5	1	473-4957	1	PANEL-SWITCH (LH)						
	6	1	495-4595	1	SWITCH AS (USB CHARGER)						
	7	1	497-5476	1	FILM-IDENTIFICATION (IGNITION SWITCH)						
	8	1	484-1477	1	FILM-IDENTIFICATION (HVAC)						
	9	1	495-4596	1	PLUG						
	10	1	495-4597	1	SWITCH AS-ROCKER (HAZARD)						
	11	1	495-4598	1	SWITCH AS-ROCKER (FOG LIGHT)						
	12	1	495-4599	1	SWITCH AS-ROCKER (AUXILIARY CONTROL)						
	13	1	495-4600	1	SWITCH AS-ROCKER (OVERRIDE)						
	14	1	495-4601	1	SWITCH AS-ROCKER (ROADING)						
	15	1	495-4602	1	SWITCH AS-ROCKER (AUXILIARY, DECOMPRESSION)						
	16	1	495-4603	1	SWITCH AS-ROCKER (STEERING MODE)						
	17	1	495-4604	1	SWITCH AS-ROCKER (DRIVING LIGHT)						
	18	1	495-4605	1	SWITCH AS-ROCKER (LOADER)						



GRAPHIC #1

<END>

g06103969

ELECTRICAL AND STARTING SYSTEM

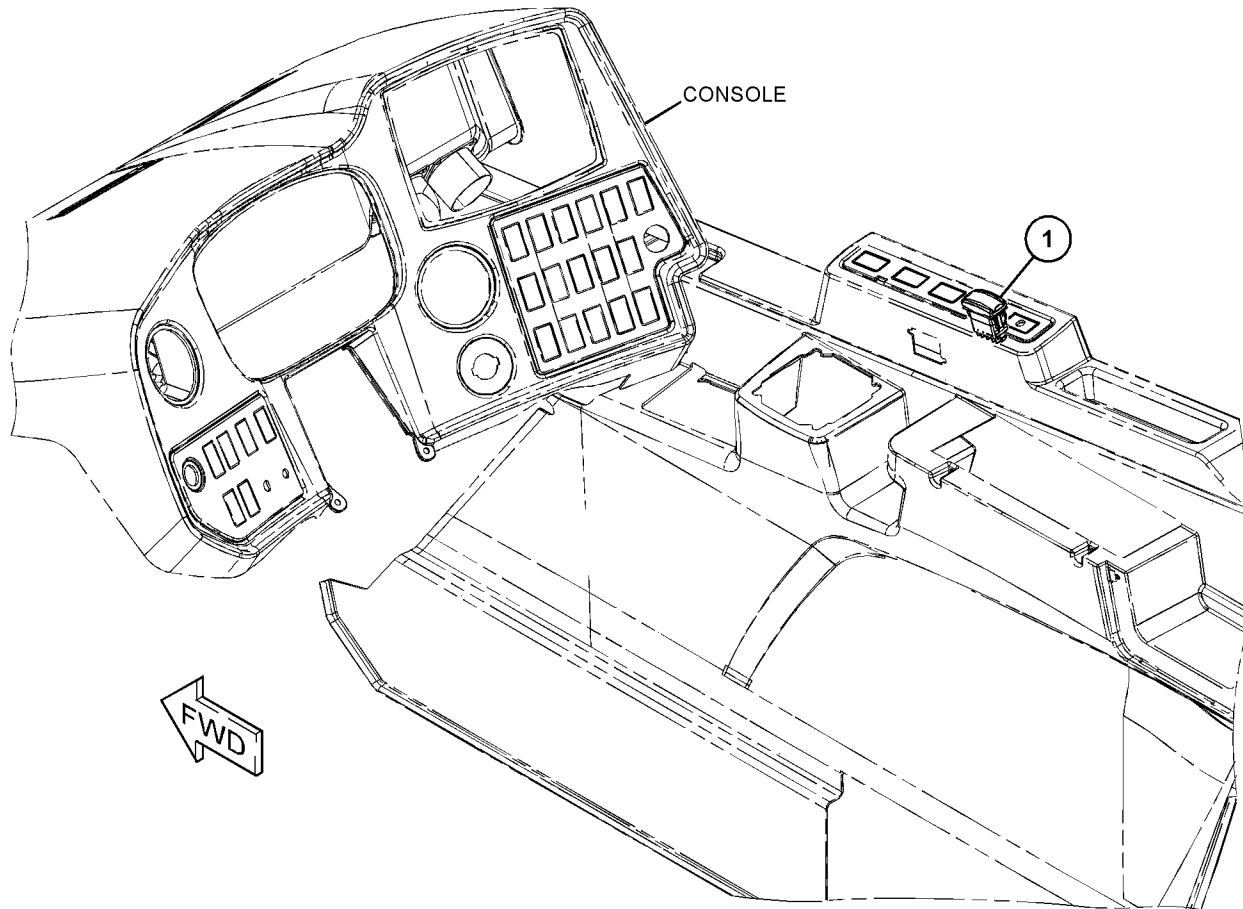
497-6972 SWITCH GP-ROCKER

PART OF 502-3551 CAB AR, 502-3552, 502-3553, 502-3554 CAB AR-ENCLOSED ROPS
AN ATTACHMENT

SMCS-1435

i06591346

NOTE	REF NO	GRAPHIC REF	PART NUMBER	QTY	PART NAME						SEE PAGE
					1	2	3	4	5	6 (PRODUCT LEVEL)	
	1	1	497-6973	1	SWITCH AS-ROCKER (ENGINE SPEED)						



GRAPHIC #1

<END>

g06040634

ELECTRICAL AND STARTING SYSTEM

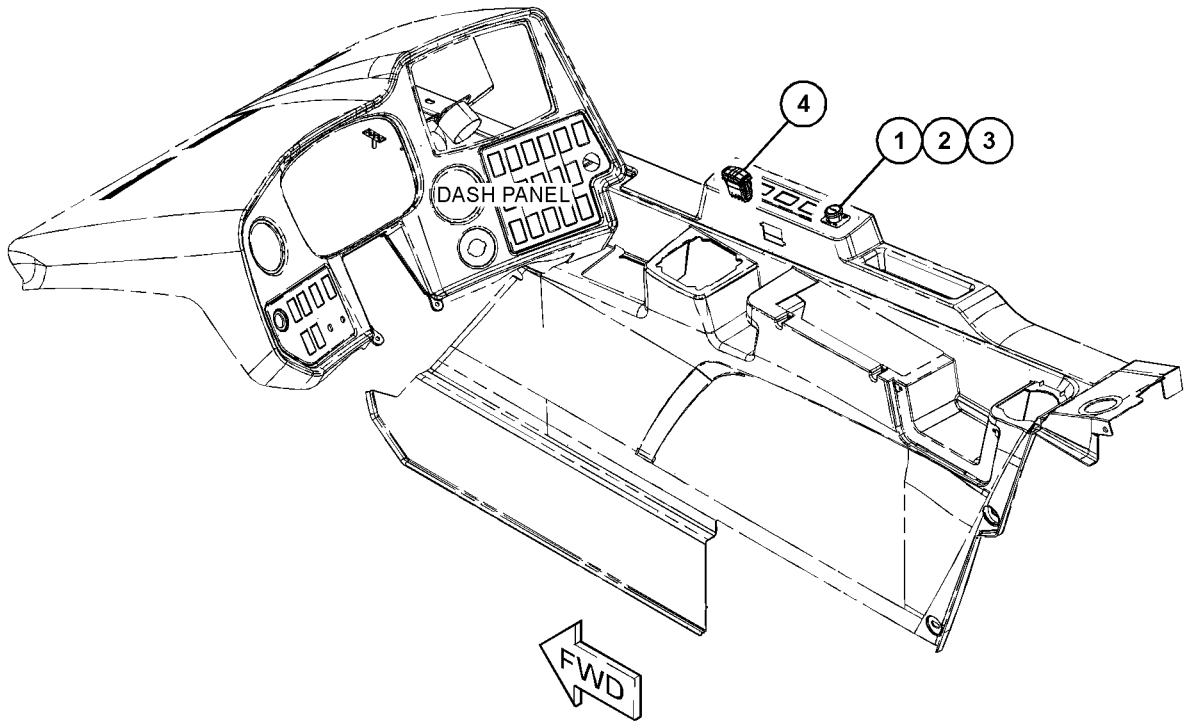
492-0748 SWITCH GP-SPEED

PART OF 495-1910, 495-1911 CHASSIS AR

SMCS - 1435

i06603244

NOTE	REF NO	GRAPHIC REF	PART NUMBER	QTY	PART NAME						SEE PAGE
					1	2	3	4	5	6 (PRODUCT LEVEL)	
	1	1	492-0749	1	POTENTIOMETER						
	2	1	492-0750	1	FILM-IDENTIFICATION (SPEED CONTROL)						
	3	1	473-2086	1	KNOB (CONTROL)						
	4	1	492-0751	1	SWITCH AS-ROCKER (TRAVEL)						



GRAPHIC #1

<END>

g06042411

ELECTRICAL AND STARTING SYSTEM

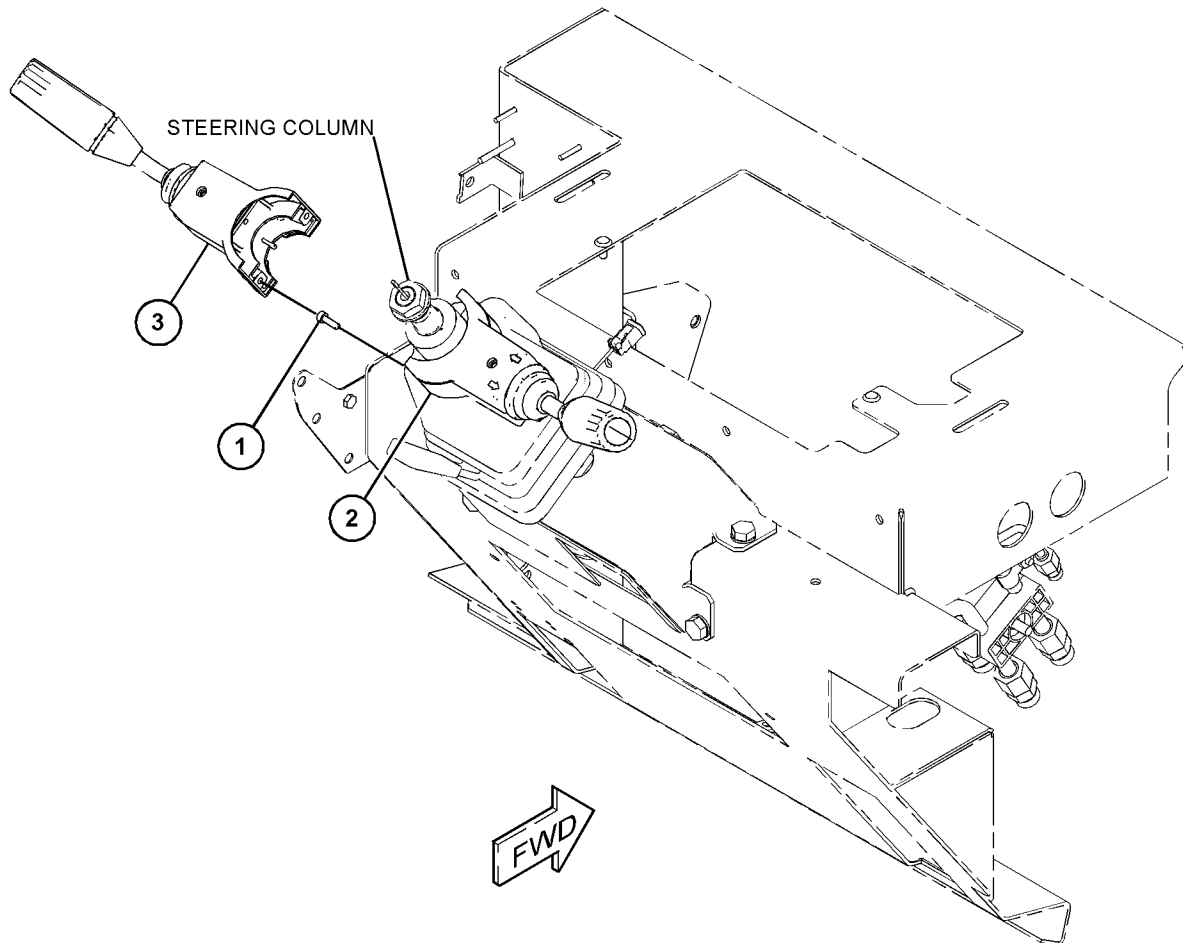
492-4839 SWITCH GP-TRANSMISSION-WIPER AN ATTACHMENT

SMCS-1611, 3065

i06586860

NOTE	REF NO	GRAPHIC REF	PART NUMBER	QTY	PART NAME						SEE PAGE
					1	2	3	4	5	6 (PRODUCT LEVEL)	
M	1	1	105-3480	2	BOLT-SOCKET HEAD (M5X0.8X16-MM)						
	2	1	472-7833	1	SWITCH AS-MULTIFUNCTION (HD LIGHT, TURN SIG, WDO WIPER)						
	3	1	477-3267	1	SWITCH AS-SPEED						

M - METRIC PART



GRAPHIC #1

<END>

g06037900

ELECTRICAL AND STARTING SYSTEM

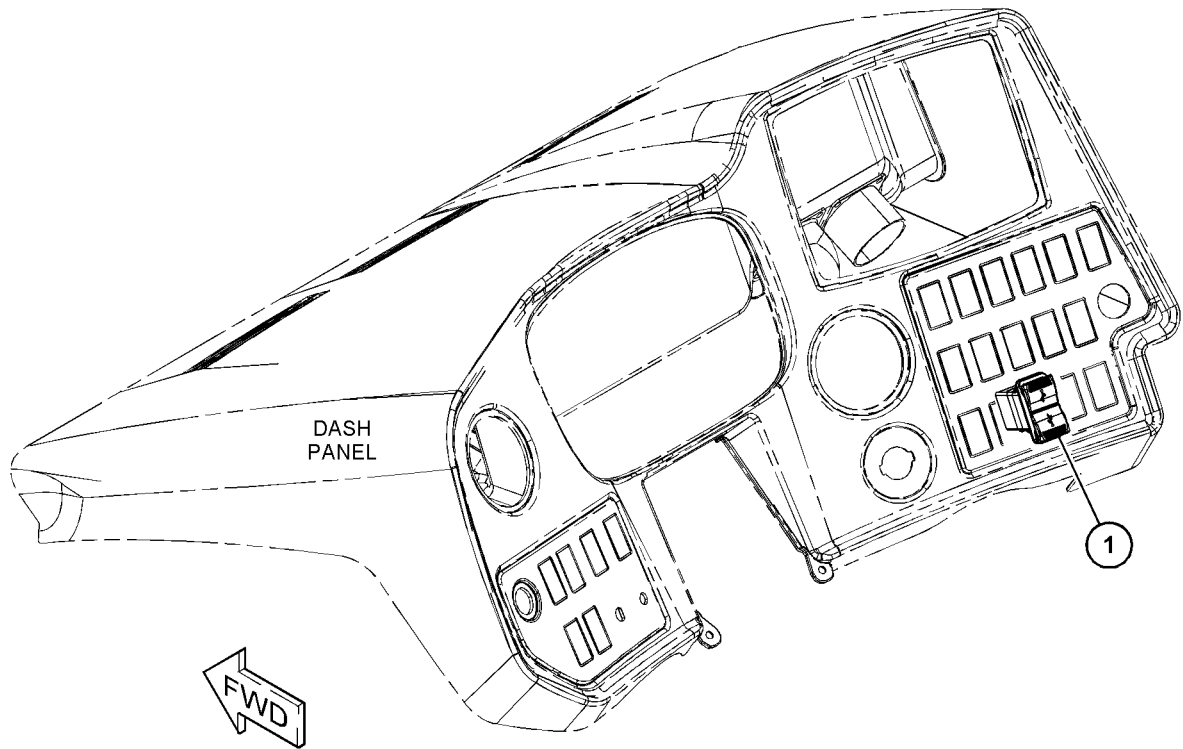
500-4484 SWITCH GP-USB

PART OF 502-3551 CAB AR, 502-3552, 502-3553, 502-3554 CAB AR-ENCLOSED ROPS
AN ATTACHMENT

SMCS-7332

i06591344

NOTE	REF NO	GRAPHIC REF	PART NUMBER	QTY	PART NAME						SEE PAGE
					1	2	3	4	5	6 (PRODUCT LEVEL)	
	1	1	495-4595	1	SWITCH AS (USB CHARGER)						



GRAPHIC #1

<END>

g06039381

ELECTRICAL AND STARTING SYSTEM

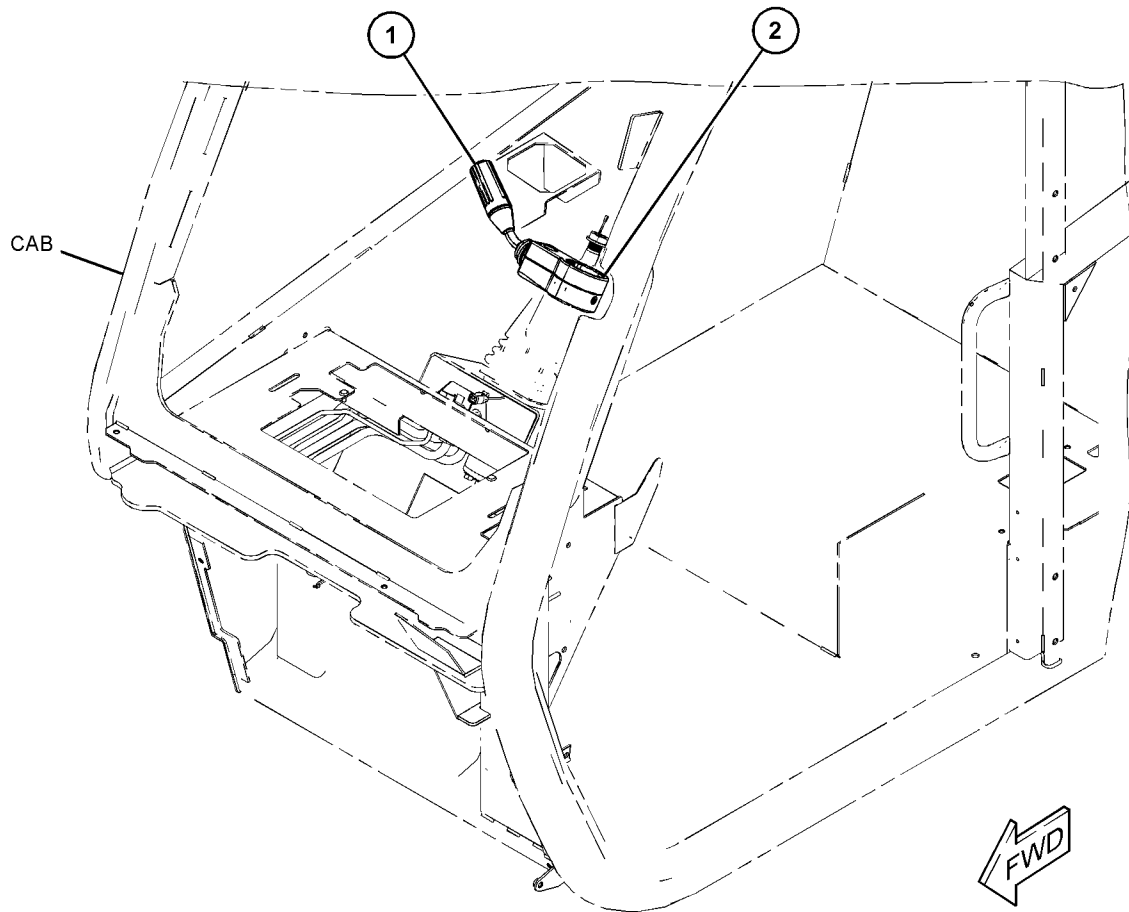
492-3940 SWITCH GP-WIPER

FOR USE WITH ENCLOSED CAB
AN ATTACHMENT

SMCS-7305, 7332

i06586859

NOTE	REF NO	GRAPHIC REF	PART NUMBER	QTY	PART NAME						SEE PAGE
					1	2	3	4	5	6 (PRODUCT LEVEL)	
	1	1	472-7833	1	SWITCH AS-MULTIFUNCTION (HD LIGHT, TURN SIG, WDO WIPER)						
	2	1	459-3693	1	CLAMP						



GRAPHIC #1

<END>

g06039946

ELECTRICAL AND STARTING SYSTEM

516-8761 TRANSMITTER GP

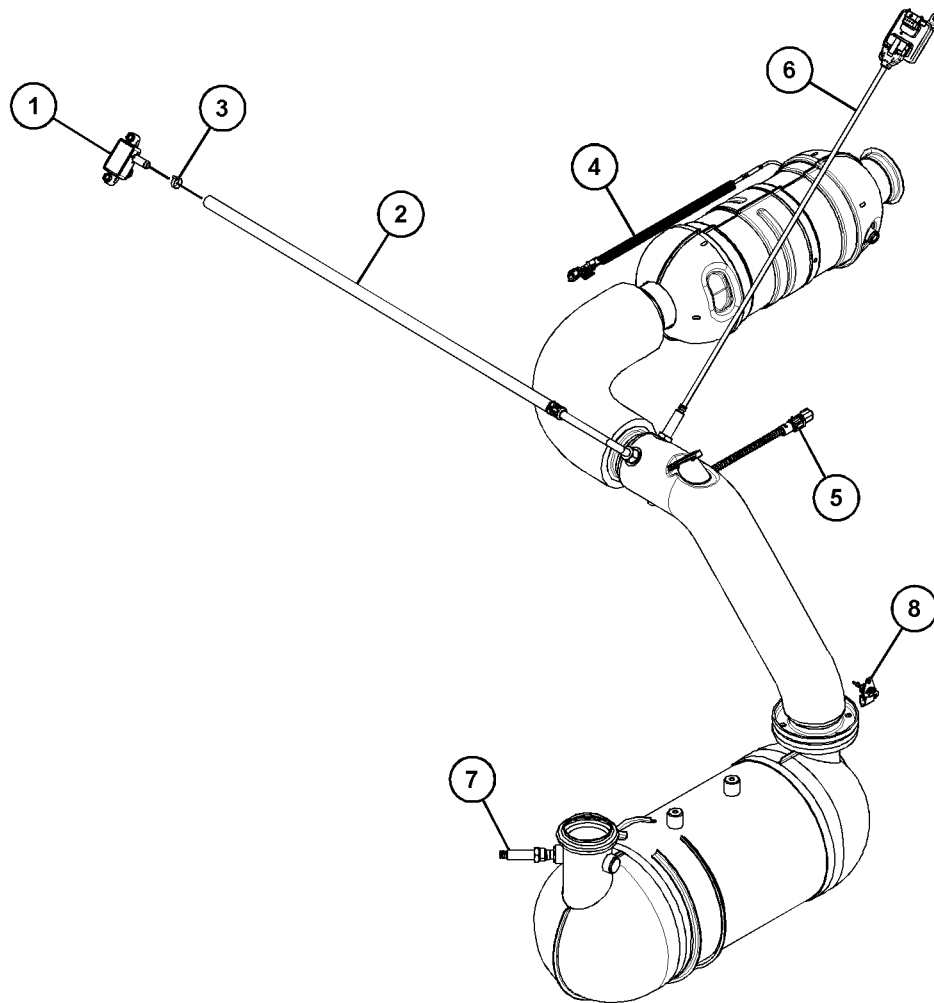
S/N: TD21-UP

PART OF 492-2140 ENGINE AR-PRIMARY
AN ATTACHMENT

SMCS-5910, 7451

i06843578

NOTE	REF NO	GRAPHIC REF	PART NUMBER	QTY	PART NAME						SEE PAGE
					1	2	3	4	5	6	
	1	1	516-2345	1	SENSOR - PRESSURE						
	2	1	516-2405	1	PIPE						
	3	1	516-2424	1	CLIP - HOSE						
	4	1	516-2426	1	TRANSMITTER						
	5	1	516-2441	1	TRANSMITTER						
	6	1	516-2446	1	SENSOR (CATALYST INLET)						
	7	1	516-2473	1	SENSOR (CATALYST OUTLET)						
	8	1	516-6694	1	TRANSMITTER GP						
		1	516-1505	1	SEAL - O-RING						



GRAPHIC #1

<END>

g06138388

ELECTRICAL AND STARTING SYSTEM

492-2122 WIRING GP-BOOM

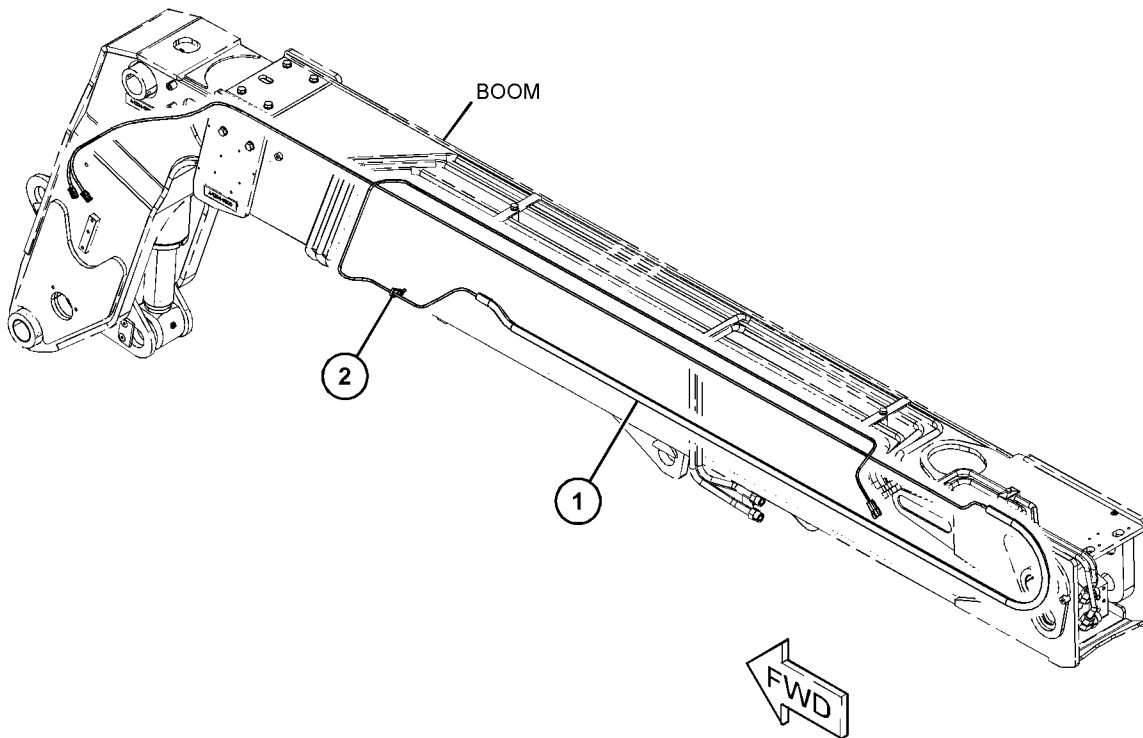
PART OF 495-1913 BOOM AR

SMCS-1408

i06604814

NOTE	REF NO	GRAPHIC REF	PART NUMBER	QTY	PART NAME						SEE PAGE
					1	2	3	4	5	6 (PRODUCT LEVEL)	
	1	1	492-2126	1	HARNESS AS-BOOM						
B	2	1	7K-1181	1	STRAP-CABLE						

B - USE AS REQUIRED



GRAPHIC #1

<END>

g06043294

ELECTRICAL AND STARTING SYSTEM

492-2937 WIRING GP-CAB-HEATER

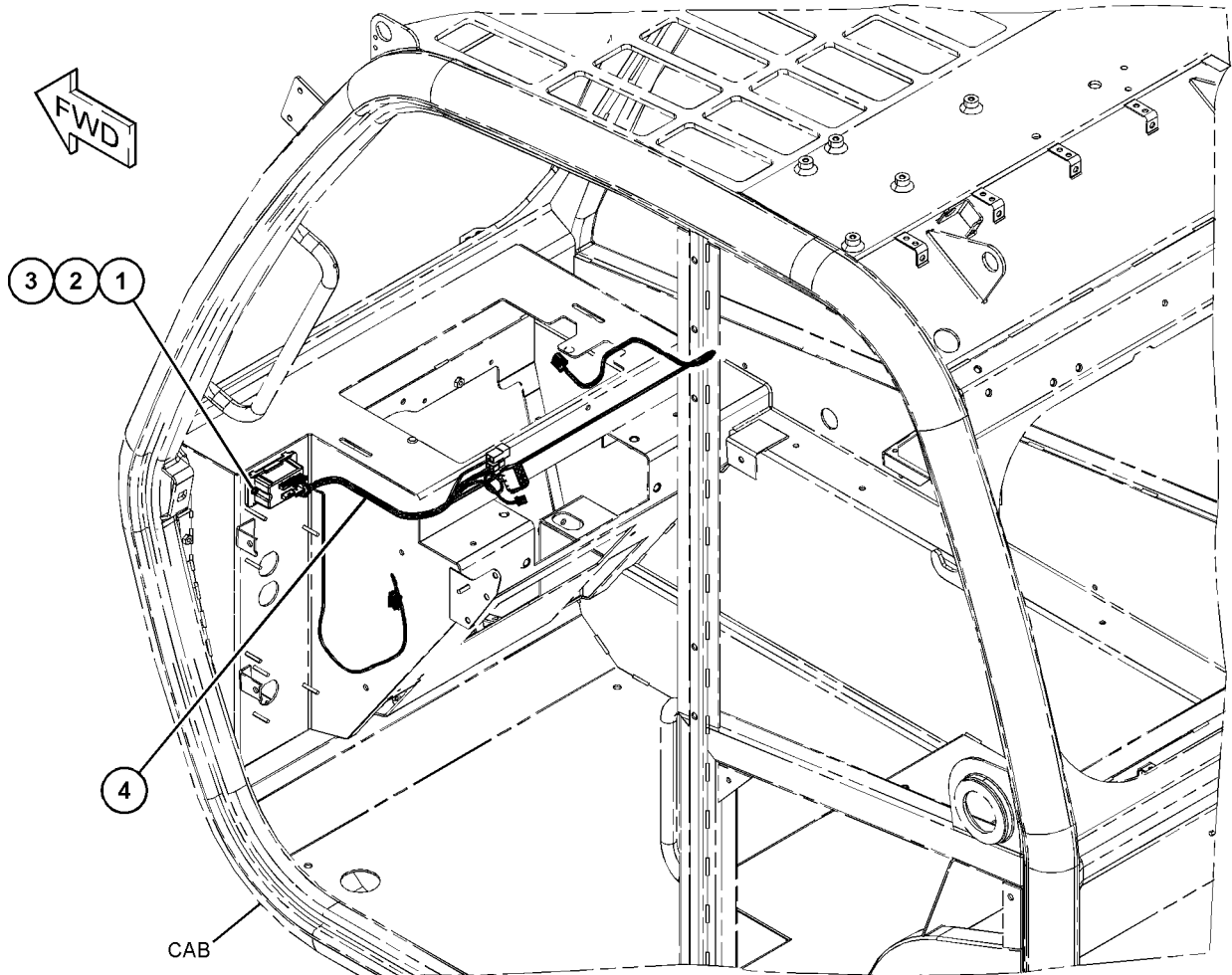
PART OF 502-3551 CAB AR, 502-3552, 502-3553, 502-3554 CAB AR-ENCLOSED ROPS
AN ATTACHMENT

SMCS-1408

i06591351

NOTE	REF NO	GRAPHIC REF	PART NUMBER	QTY	PART NAME						SEE PAGE
					1	2	3	4	5	6 (PRODUCT LEVEL)	
M	1	1	5C-8312	2	NUT (M4X0.7-THD)						
	2	1	5W-5038	2	WASHER (4.3X9X0.8-MM THK)						
	3	1	473-9270	2	WASHER-SPRING						
	4	1	492-2944	1	HARNESS AS-CAB						
		1	473-2087	1	ACTUATOR						
		1	473-8717	1	HARNESS AS-HEATER & AIR COND (MAIN)						

M - METRIC PART



GRAPHIC #1

<END>

g06090132

ELECTRICAL AND STARTING SYSTEM

493-1110 WIRING GP-CAB

PART OF 502-3551 CAB AR, 502-3552, 502-3553, 502-3554 CAB AR-ENCLOSED ROPS
AN ATTACHMENT

SMCS-1408

i06591352

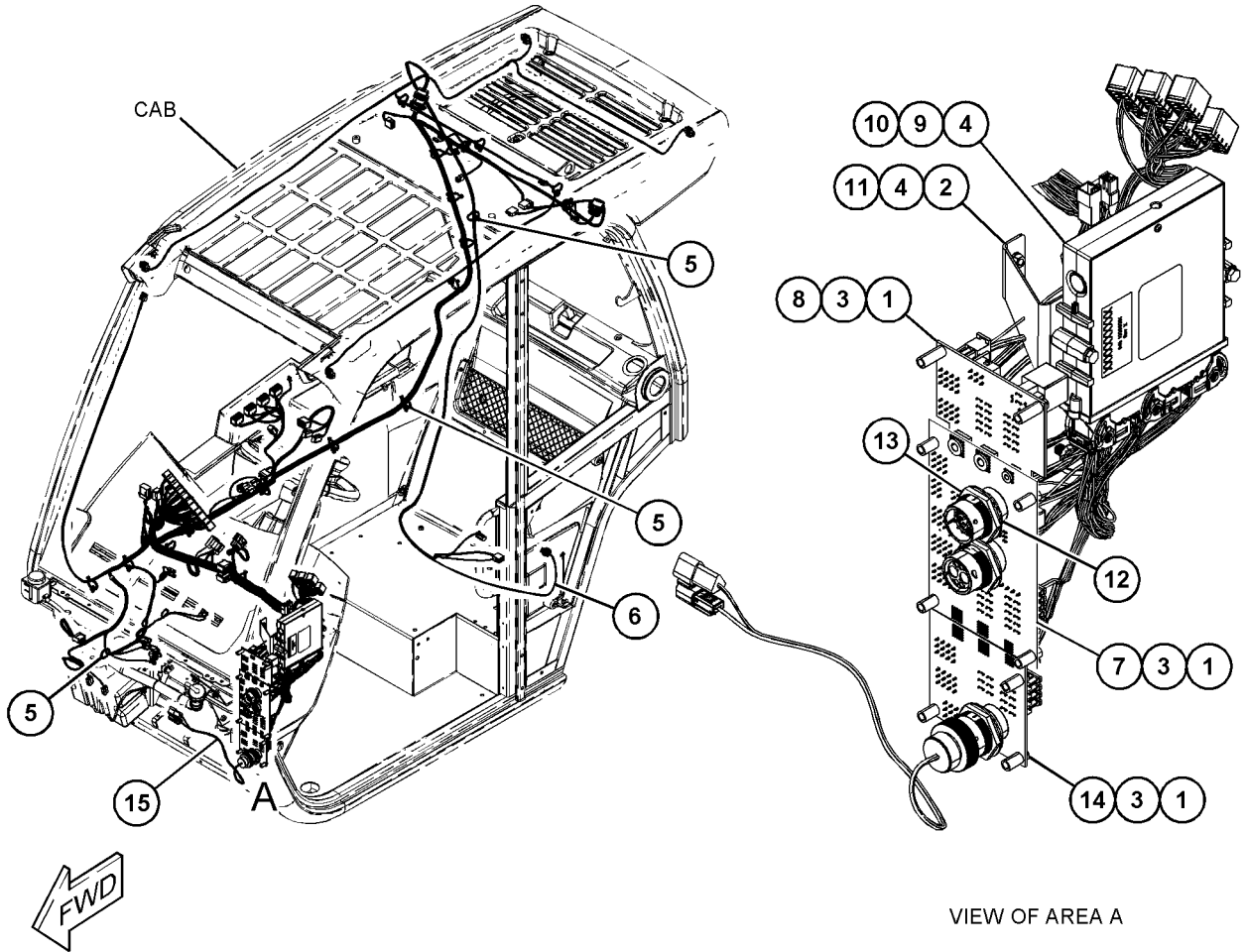
NOTE	REF NO	GRAPHIC REF	PART NUMBER	QTY	PART NAME						SEE PAGE
					1	2	3	4	5	6 (PRODUCT LEVEL)	
M	1	1	303-4777	7	NUT (M5X0.8-THD)						
M	2	1	5C-2890	2	NUT (M6X1-THD)						
	3	1	474-4148	7	WASHER (5.2X10X1-MM THK)						
	4	1	8T-4205	4	WASHER-HARD (7.2X14.5X2-MM THK)						
	5	1	455-3027	23	TIE-CABLE						
Y	6	1	493-1111	1	HARNESS AS-CAB (MAIN)						134
Y	7	1	474-4149	1	BOARD AS-CIRCUIT						124
	8	1	474-4891	1	BOARD AS-CIRCUIT						
		1	9W-1442	1	FUSE (10-AMPERE)						
		1	113-8490	8	FUSE (10-AMPERE)						
		1	141-2759	1	FUSE (5-AMPERE)						
		1	478-5127	1	RELAY AS (12 VDC)						
	9	1	473-0008	1	CONTROLLER						
M	10	1	7X-2534	2	BOLT (M6X1X50-MM)						
	11	1	473-0009	1	BRACKET AS						
	12	1	159-9496	5	LOCKWASHER						
	13	1	159-9495	5	NUT (1-1/2-18-THD)						
	14	1	474-6067	1	PANEL GP-FUSE						
		1	9W-1441	6	FUSE (15-AMPERE)						
		1	113-8490	1	FUSE (10-AMPERE)						
Y	15	1	477-0021	1	HARNESS AS-CAB (AUXILIARY, CAMERA)						133

M - METRIC PART
Y - SEPARATE ILLUSTRATION

ELECTRICAL AND STARTING SYSTEM

493-1110 WIRING GP-CAB (contd.)

i06591352



GRAPHIC #1

<END>

g06115688

ELECTRICAL AND STARTING SYSTEM

494-9549 WIRING GP-CHASSIS

PART OF 495-1910, 495-1911 CHASSIS AR

SMCS-1408

i06603252

NOTE	REF NO	GRAPHIC REF	PART NUMBER	QTY	PART NAME						SEE PAGE
					1	2	3	4	5	6 (PRODUCT LEVEL)	
M	1	2	8T-4138	2	BOLT (M6X1X20-MM)						
M	2	1,2	8T-4971	8	BOLT (M6X1X30-MM)						
M	3	1,2	8T-6912	4	BOLT (M8X1.25X50-MM)						
M	4	1,2	8T-4136	3	BOLT (M10X1.5X25-MM)						
M	5	2	494-8824	1	BOLT-SOCKET HEAD (M2.5X0.45X8-MM)						
M	6	2	455-2256	5	BOLT-SOCKET HEAD (M5X0.8X20-MM)						
	7	1,2	8T-4224	4	WASHER-HARD (8.8X16X2-MM THK)						
	8	1,2	8T-4121	4	WASHER-HARD (11X21X2.5-MM THK)						
	9	2	304-2604	5	WASHER (3.1X6.2X0.8-IN THK)						
	10	1,2	303-4787	8	WASHER (6.1X11.8X1.6-MM THK)						
	11	2	477-0655	2	WASHER (7.3X13.6X4-MM THK)						
Y	12	2	7N-0718	1	SWITCH GP-DISCONNECT (BATTERY)						191
	13	2	459-8801	1	RELAY (12-VOLT, 200-AMPERE)						
	14	1,2	455-3027	50	TIE-CABLE						
	15	2	474-9852	1	CONTROL GP-ELECTRONIC (FRONT FRAME)						
	16	1	474-9855	1	CONTROL GP-ELECTRONIC (REAR FRAME)						
Y	17	1	474-9674	1	CONTROL GP-ELECTRONIC (POWER DISTRIBUTION)						129
	18	2	473-9371	1	LAMP (12-VOLT)						
	19	2	494-9037	1	CONTROL GP-ELECTRONIC (MODULE)						
Y	20	1	494-9192	1	HARNESS AS-CHASSIS (FRONT FRAME)						135
Y	21	1	494-9257	1	HARNESS AS-CHASSIS (HYDROSTATIC)						136
	22	1	494-9311	1	HARNESS AS-REAR CHASSIS						
	23	1	494-9547	1	CABLE						
	24	1	494-9548	1	CABLE						
	25	1	494-9550	1	CABLE						
	26	2	494-9551	1	PLATE						
M	27	2	8T-4137	1	BOLT (M10X1.5X20-MM)						
M	28	2	5C-2890	1	NUT (M6X1-THD)						
	29	2	5W-1417	1	WASHER (6.4X18X1.6-MM THK)						
	30	2	3S-2093	17	STRAP-CABLE						
	31	2	8I-4641	1	STRAP-GROUND						

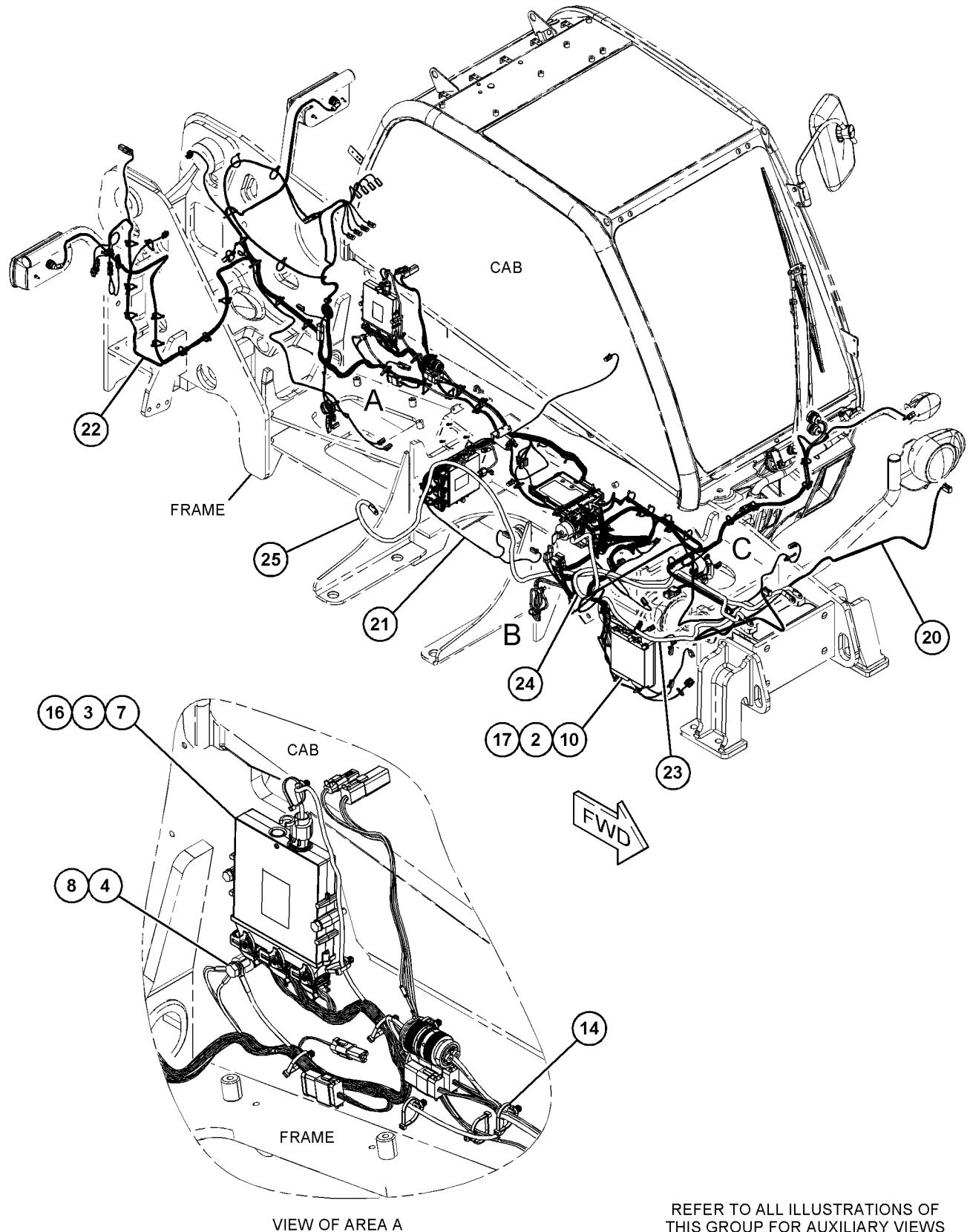
M - METRIC PART

Y - SEPARATE ILLUSTRATION

ELECTRICAL AND STARTING SYSTEM

494-9549 WIRING GP-CHASSIS (contd.)

106603252



REFER TO ALL ILLUSTRATIONS OF THIS GROUP FOR AUXILIARY VIEWS

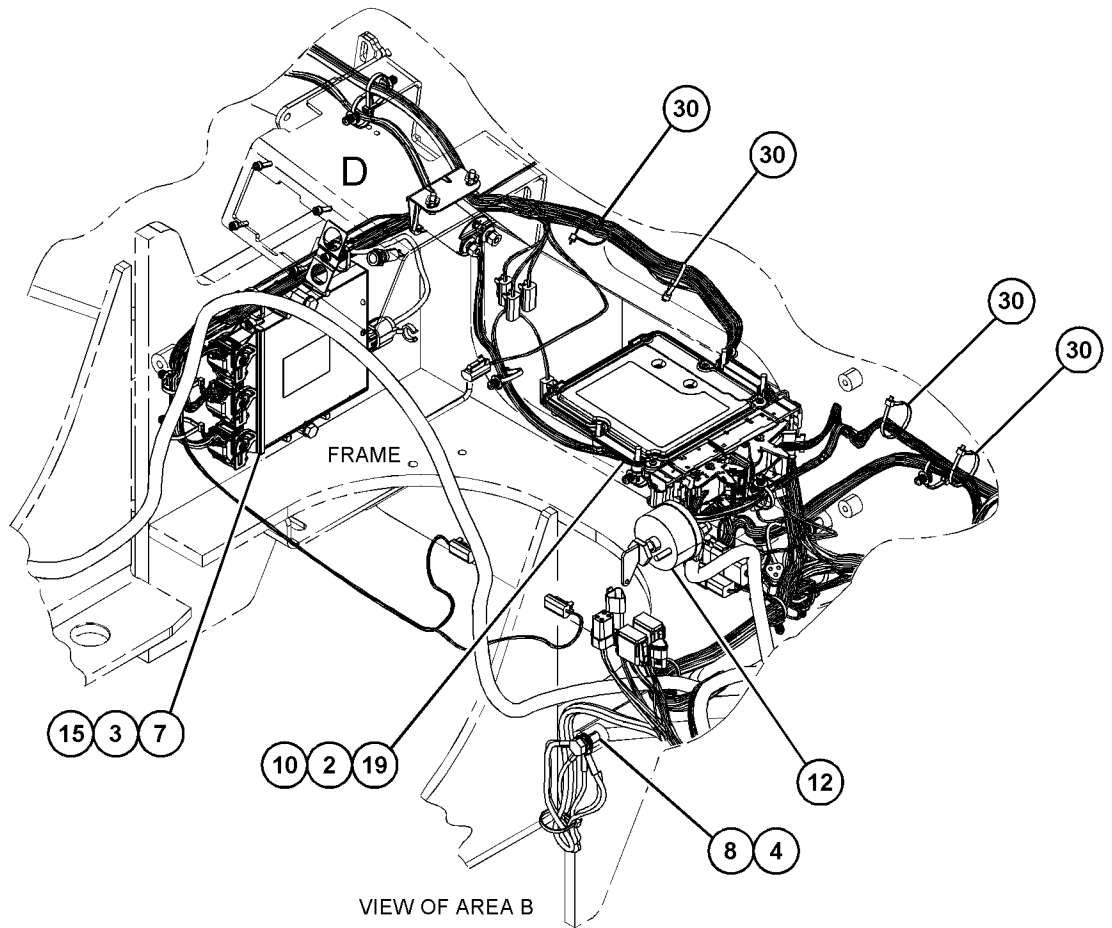
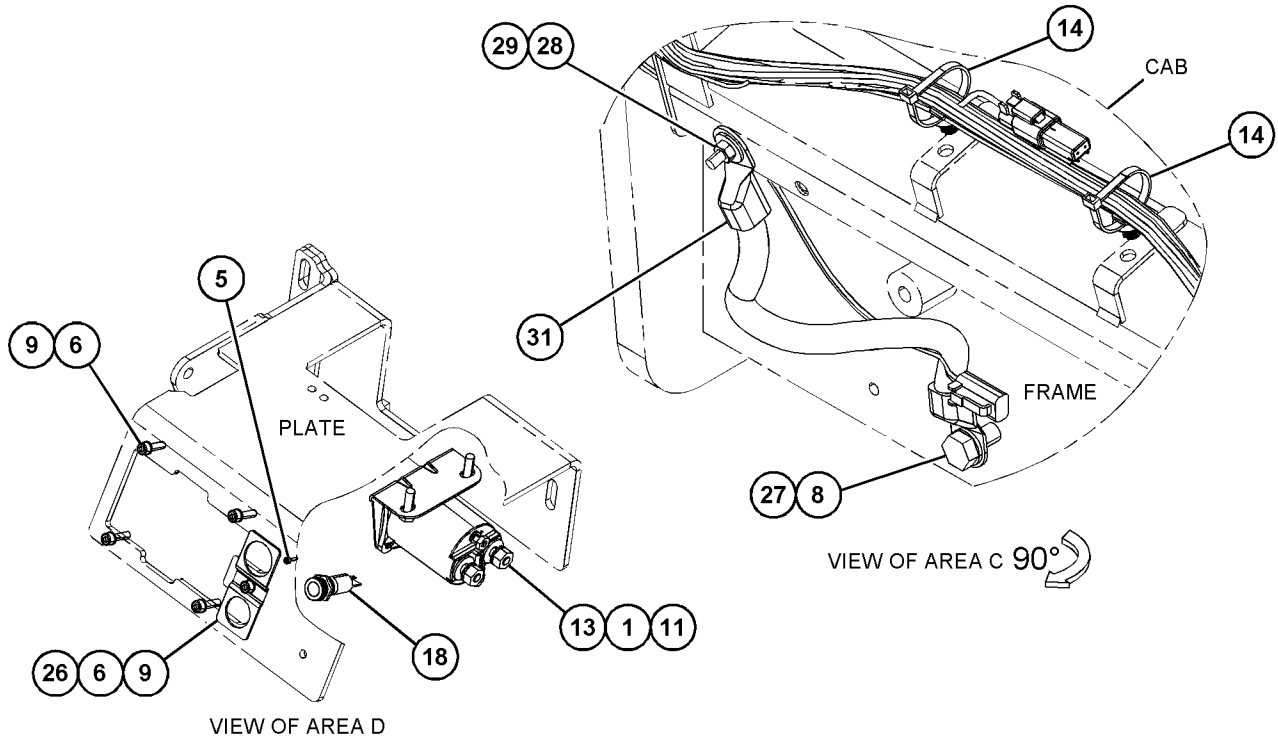
GRAPHIC #1

g06108823

ELECTRICAL AND STARTING SYSTEM

494-9549 WIRING GP-CHASSIS (contd.)

i06603252



GRAPHIC #2

<END>

g06108828

ELECTRICAL AND STARTING SYSTEM

495-2269 WIRING GP-ENGINE-LESSER REGULATED COUNTRY

S/N: TD31-UP

PART OF 506-2061 ENGINE AR-COMPLETE
AN ATTACHMENT

SMCS-1000, 1408

i06735377

NOTE	REF NO	GRAPHIC REF	PART NUMBER	QTY	PART NAME						SEE PAGE
					1	2	3	4	5	6 (PRODUCT LEVEL)	
M	1	1	8T-4971	4	BOLT (M6X1X30-MM)						
M	2	1	8T-4136	1	BOLT (M10X1.5X25-MM)						
M	3	1	8T-4200	3	BOLT (M8X1.25X16-MM)						
	4	1	352-2638	1	SCREW-MACHINE						
	5	1	8T-4224	3	WASHER-HARD (8.8X16X2-MM THK)						
	6	1	8T-4121	1	WASHER-HARD (11X21X2.5-MM THK)						
	7	1	398-2026	2	TIE-CABLE						
	8	1	455-3027	16	TIE-CABLE						
	9	1	481-1052	3	MOUNT						
	10	1	495-2270	1	BRACKET AS						
	11	1	495-2272	1	CABLE						
	12	1	495-2273	1	CABLE						
	13	1	495-2274	1	CABLE						
	14	1	495-2275	1	CABLE						
	15	1	495-2276	1	CABLE						
Y	16	1	495-2277	1	HARNESS AS-ENGINE						137
M	17	1	8T-4179	1	BOLT (M12X1.75X20-MM)						
	18	1	484-2921	1	SCREW-BUTTON HEAD						
	19	1	8T-4223	1	WASHER-HARD (13.5X25.5X3-MM THK)						
	20	1	3S-2093	5	STRAP-CABLE						
	21	1	504-2941	1	CLAMP						
	22	1	504-1312	1	HARNESS AS-STARTING AID						
		1	2L-8079	1	TERMINAL-RING (14-GA TO 16-GA, 3/8-IN SCREW)						
		1	303-4969	3	PIN-CONNECTOR (16-GA TO 20-GA)						
		1	457-8027	1	RECEPTACLE AS						
M	23	1	473-7230	1	BOLT (M5X0.8X25-MM)						
M	24	1	8T-4970	1	BOLT (M6X1X14-MM)						
M	25	1	303-4777	1	NUT (M5X0.8-THD)						
M	26	1	5C-2890	1	NUT (M6X1-THD)						
	27	1	309-3996	2	WASHER (5.3X12.5X5-MM THK)						
	28	1	8T-4205	2	WASHER-HARD (7.2X14.5X2-MM THK)						
	29	1	132-5789	1	CLIP						
	30	1	504-1311	1	HARNESS AS-PUMP						
		1	303-4972	1	TERMINAL (12-GA)						

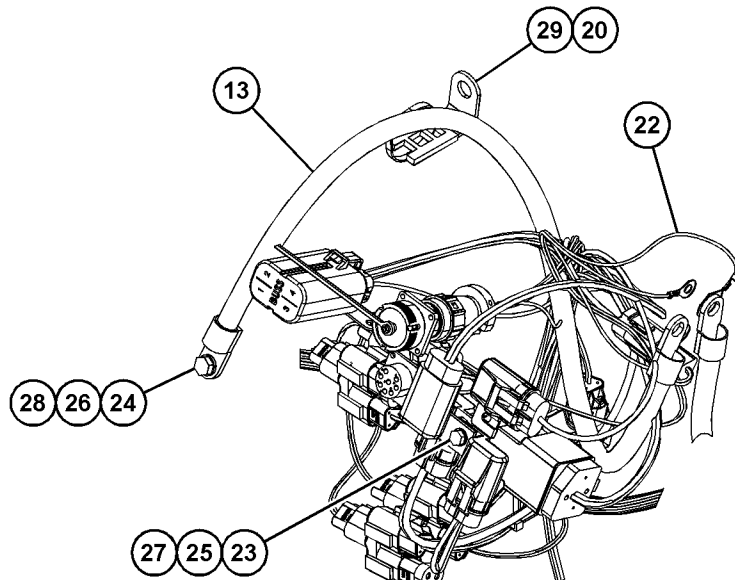
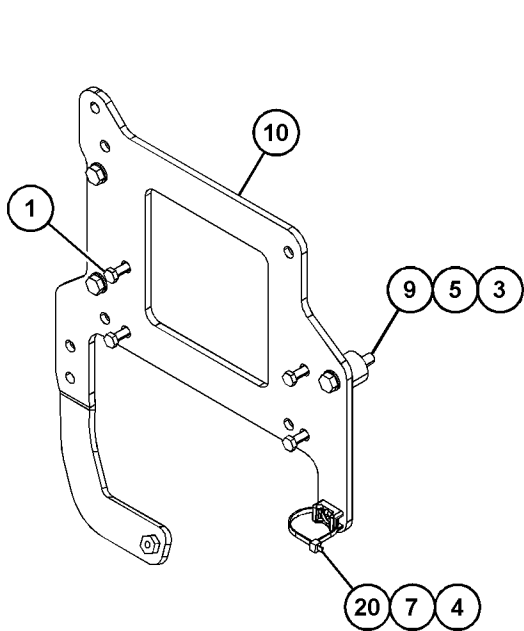
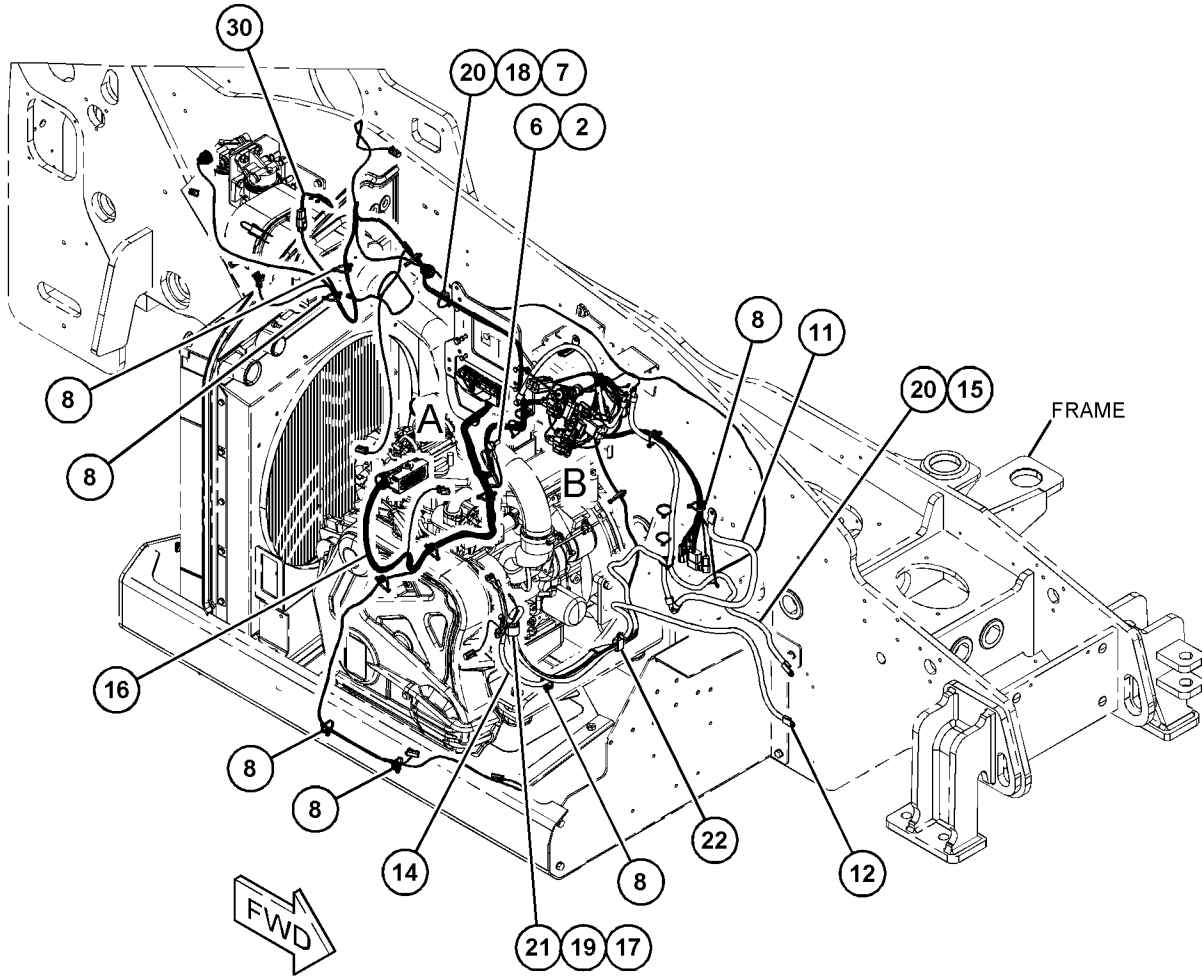
M - METRIC PART

Y - SEPARATE ILLUSTRATION

ELECTRICAL AND STARTING SYSTEM

495-2269 WIRING GP-ENGINE (contd.)

i06735377



GRAPHIC #1

<END>

g06102550

ELECTRICAL AND STARTING SYSTEM

495-4705 WIRING GP-ENGINE-HIGHER REGULATED COUNTRY PART OF 503-5065, 506-2061 ENGINE AR-COMplete AN ATTACHMENT

SMCS-1000, 1408

i06735170

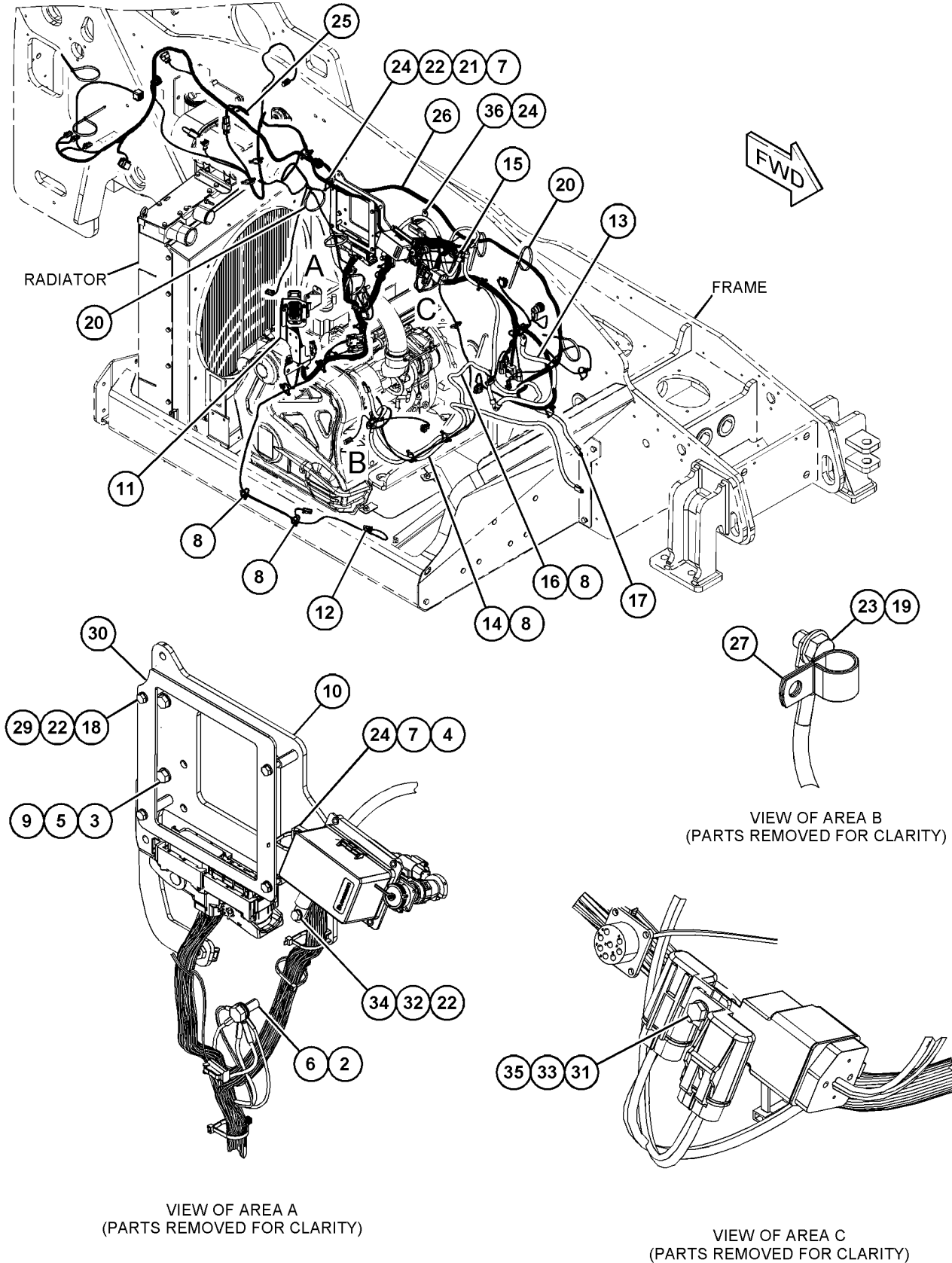
NOTE	REF NO	GRAPHIC REF	PART NUMBER	QTY	PART NAME						SEE PAGE
					1	2	3	4	5	6 (PRODUCT LEVEL)	
M	2	1	8T-4136	1	BOLT (M10X1.5X25-MM)						
M	3	1	8T-4200	3	BOLT (M8X1.25X16-MM)						
	4	1	352-2638	3	SCREW-MACHINE						
	5	1	8T-4224	3	WASHER-HARD (8.8X16X2-MM THK)						
	6	1	8T-4121	1	WASHER-HARD (11X21X2.5-MM THK)						
	7	1	398-2026	4	TIE-CABLE						
	8	1	455-3027	20	TIE-CABLE						
	9	1	481-1052	3	MOUNT						
	10	1	495-2270	1	BRACKET AS						
	11	1	495-4706	1	BRACKET AS						
Y	12	1	495-4707	1	HARNESS AS-ENGINE						138
	13	1	495-2272	1	CABLE						
	14	1	495-2273	1	CABLE						
	15	1	495-2274	1	CABLE						
	16	1	495-2275	1	CABLE						
	17	1	495-2276	1	CABLE						
	18	1	495-4708	4	SPACER (6.4X11X25-MM THK)						
	19	1	264-3640	1	BOLT (M14X1.5X20-MM)						
	20	1	7K-1181	5	STRAP-CABLE						
	21	1	484-2921	1	SCREW-BUTTON HEAD						
	22	1	8T-4205	1	WASHER-HARD (7.2X14.5X2-MM THK)						
	23	1	7X-0510	1	WASHER-HARD (15.5X29X3-MM THK)						
	24	1	3S-2093	6	STRAP-CABLE						
	25	1	504-1311	1	HARNESS AS-PUMP						
		1	303-4972	1	TERMINAL (12-GA)						
	26	1	504-1312	1	HARNESS AS-STARTING AID						
		1	2L-8079	1	TERMINAL-RING (14-GA TO 16-GA, 3/8-IN SCREW)						
		1	303-4969	3	PIN-CONNECTOR (16-GA TO 20-GA)						
		1	457-8027	1	RECEPTACLE AS						
	27	1	504-2941	1	CLAMP						
M	29	1	118-6503	4	BOLT (M6X1X55-MM)						
	30	1	510-3628	1	PLATE						
M	31	1	473-7230	1	BOLT (M5X0.8X25-MM)						
M	32	1	8T-4970	1	BOLT (M6X1X14-MM)						
M	33	1	303-4777	1	NUT (M5X0.8-THD)						
M	34	1	5C-2890	1	NUT (M6X1-THD)						
	35	1	309-3996	2	WASHER (5.3X12.5X5-MM THK)						
	36	1	132-5789	1	CLIP						

M - METRIC PART
Y - SEPARATE ILLUSTRATION

ELECTRICAL AND STARTING SYSTEM

495-4705 WIRING GP-ENGINE (contd.)

i06735170



GRAPHIC #1

<END>

g06109415

ELECTRICAL AND STARTING SYSTEM

516-8677 WIRING GP-ENGINE

S/N: TD21-UP

PART OF 492-2140 ENGINE AR-PRIMARY
AN ATTACHMENT

SMCS-1000, 1408

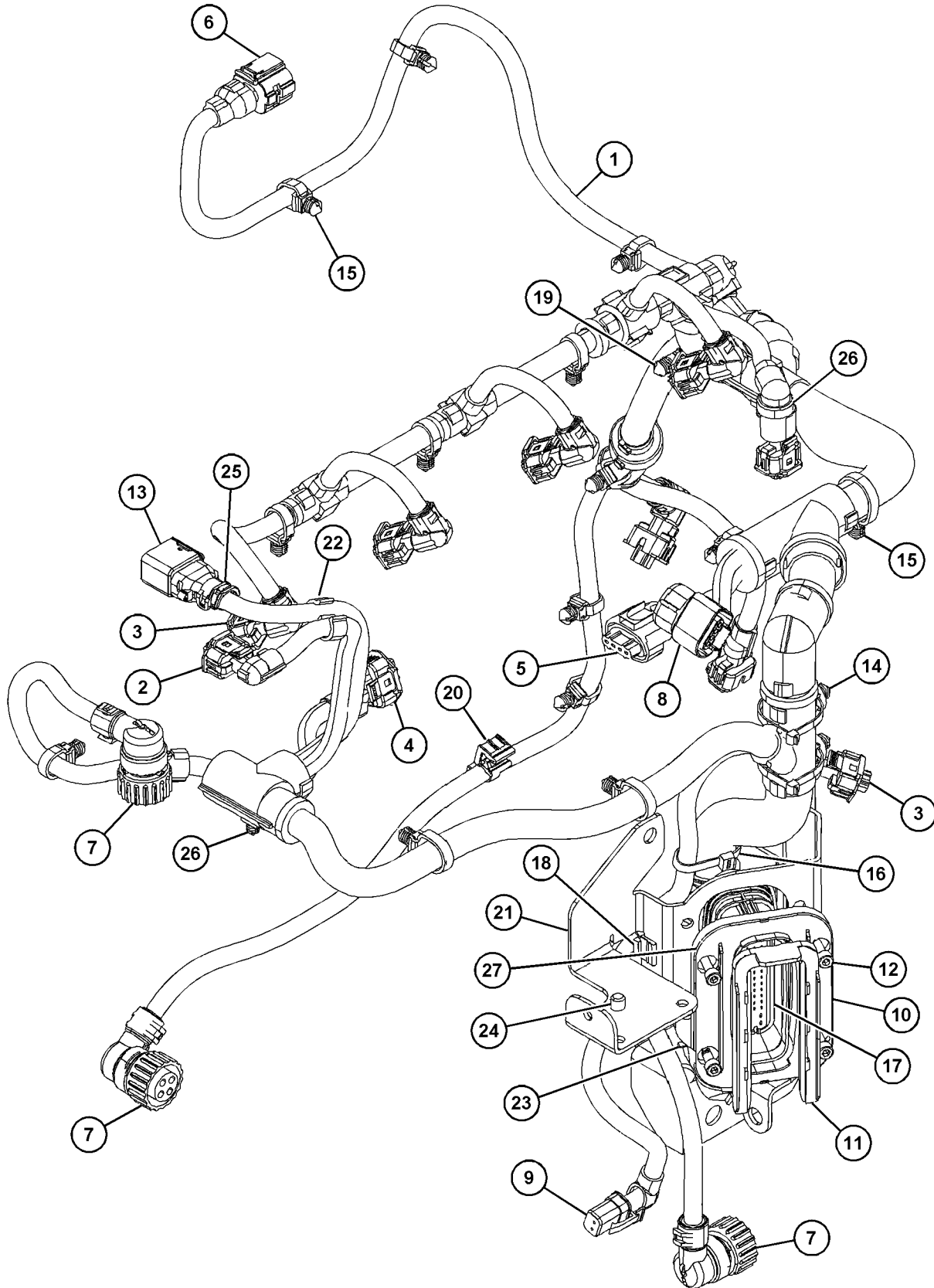
i06813990

NOTE	REF NO	GRAPHIC REF	PART NUMBER	QTY	PART NAME						SEE PAGE
					1	2	3	4	5	6 (PRODUCT LEVEL)	
	1	1	516-5097	1	CONNECTOR AS						
		1	449-2464	1	CONNECTOR						
2		1	449-2462	4	CONNECTOR						
3		1	449-2460	5	CONNECTOR						
4		1	449-2463	1	CONNECTOR						
5		1	449-2459	1	CONNECTOR						
6		1	516-1580	1	CONNECTOR						
7		1	449-2461	3	CONNECTOR						
8		1	516-1581	1	CONTROLLER						
9		1	450-0125	1	CONNECTOR						
10		1	449-2458	1	ADAPTER						
11		1	449-2457	1	BRACKET						
12		1	447-2160	4	SCREW						
13		1	516-1582	1	CONNECTOR						
14		1	447-2180	2	CLAMP-BAND						
15		1	447-2179	16	CLAMP-BAND						
16		1	450-0127	4	CLAMP-BAND						
17		1	447-2184	1	TIE-CABLE						
18		1	516-1601	1	CLAMP						
19		1	516-1602	1	CLAMP						
20		1	516-1603	1	CLAMP						
21		1	516-1634	1	PLATE-RETAINING						
22		1	447-2181	1	SUPPORT						
23		1	516-1644	1	CLAMP						
24		1	447-2176	1	BRACKET						
25		1	516-1645	1	CLAMP						
26		1	516-2494	2	CLIP						
27		1	450-0126	1	CAP						

ELECTRICAL AND STARTING SYSTEM

516-8677 WIRING GP-ENGINE (contd.)

i06813990



GRAPHIC #1

<END>

g06129630

ELECTRICAL AND STARTING SYSTEM

492-5100 WIRING GP-TRAILER

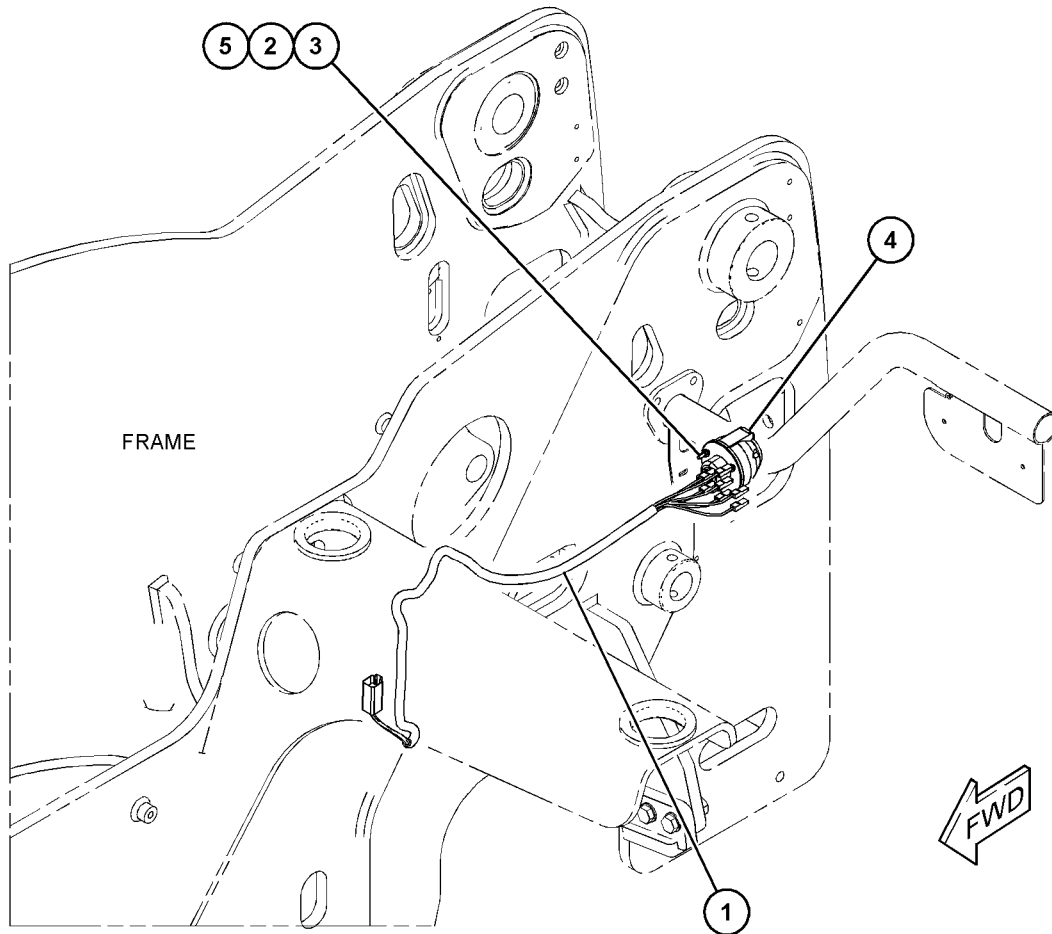
PART OF 507-8186, 507-8187, 509-0364 BRAKE AR-TRAILER, 507-8185 TRAILER AR
AN ATTACHMENT

SMCS-1408

i06642644

NOTE	REF NO	GRAPHIC REF	PART NUMBER	QTY	PART NAME						SEE PAGE
					1	2	3	4	5	6 (PRODUCT LEVEL)	
	1	1	492-4869	1	HARNES AS-BRAKE						
		1	8T-8737	1	PLUG-SEAL						
		1	9W-0852	5	PIN-CONNECTOR (14-GA TO 16-GA)						
		1	334-5873	1	TERMINAL (6-PIN)						
		1	362-6352	14	RECEPTACLE AS-CONNECTOR (1-PIN)						
M	2	1	303-4777	3	NUT (M5X0.8-THD)						
	3	1	309-3992	3	SCREW						
	4	1	329-3645	1	CONNECTOR (7-PIN)						
	5	1	309-3996	3	WASHER (5.3X12.5X5-MM THK)						

M - METRIC PART



GRAPHIC #1

<END>

g06092499

POWER TRAIN

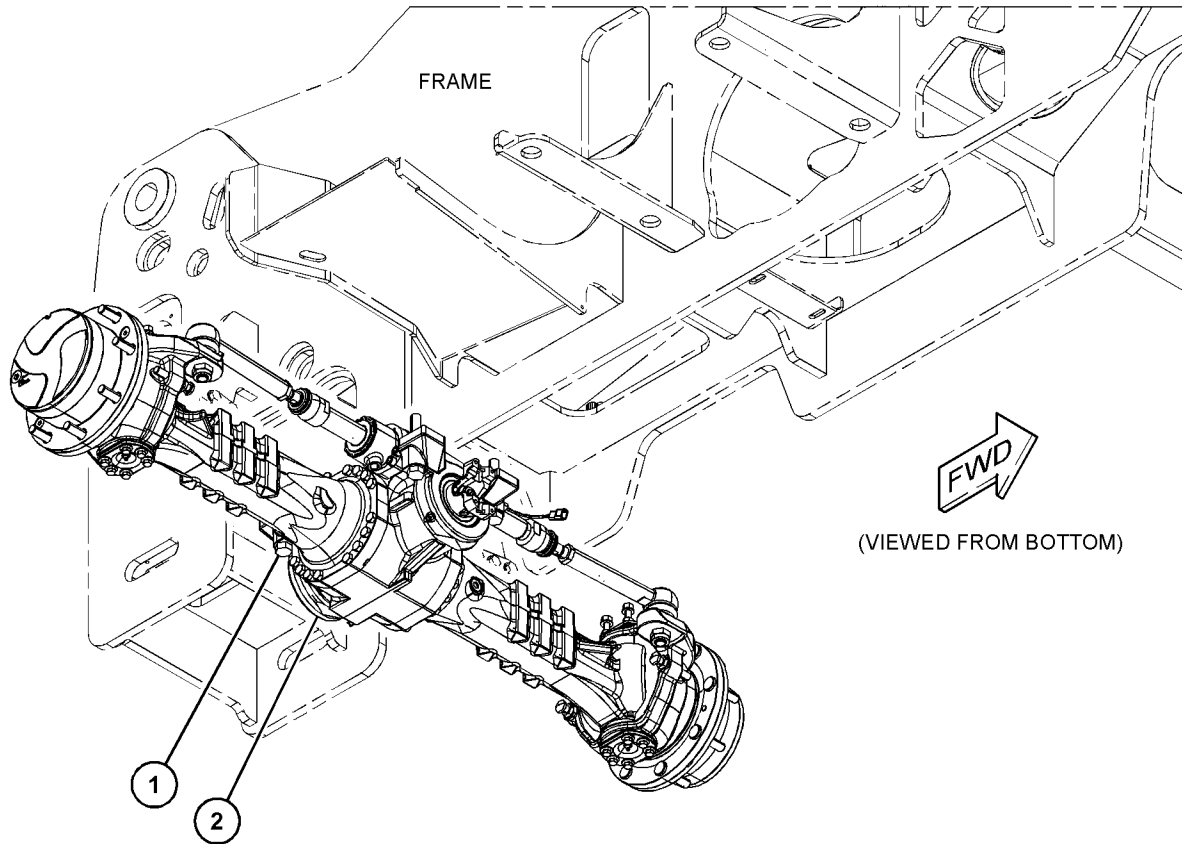
494-3648 AXLE & MOUNTING GP-REAR PART OF 495-1914 POWER TRAIN AR

SMCS-3013

i06810266

NOTE	REF NO	GRAPHIC REF	PART NUMBER	QTY	PART NAME						SEE PAGE
					1	2	3	4	5	6 (PRODUCT LEVEL)	
M	1	1	7X-2532	4	BOLT (M20X2.5X130-MM)						
Y	2	1	516-4288	1	AXLE GP-REAR						226

M - METRIC PART
Y - SEPARATE ILLUSTRATION



GRAPHIC #1

<END>

g06059626

POWER TRAIN

494-3651 AXLE & MOUNTING GP-FRONT

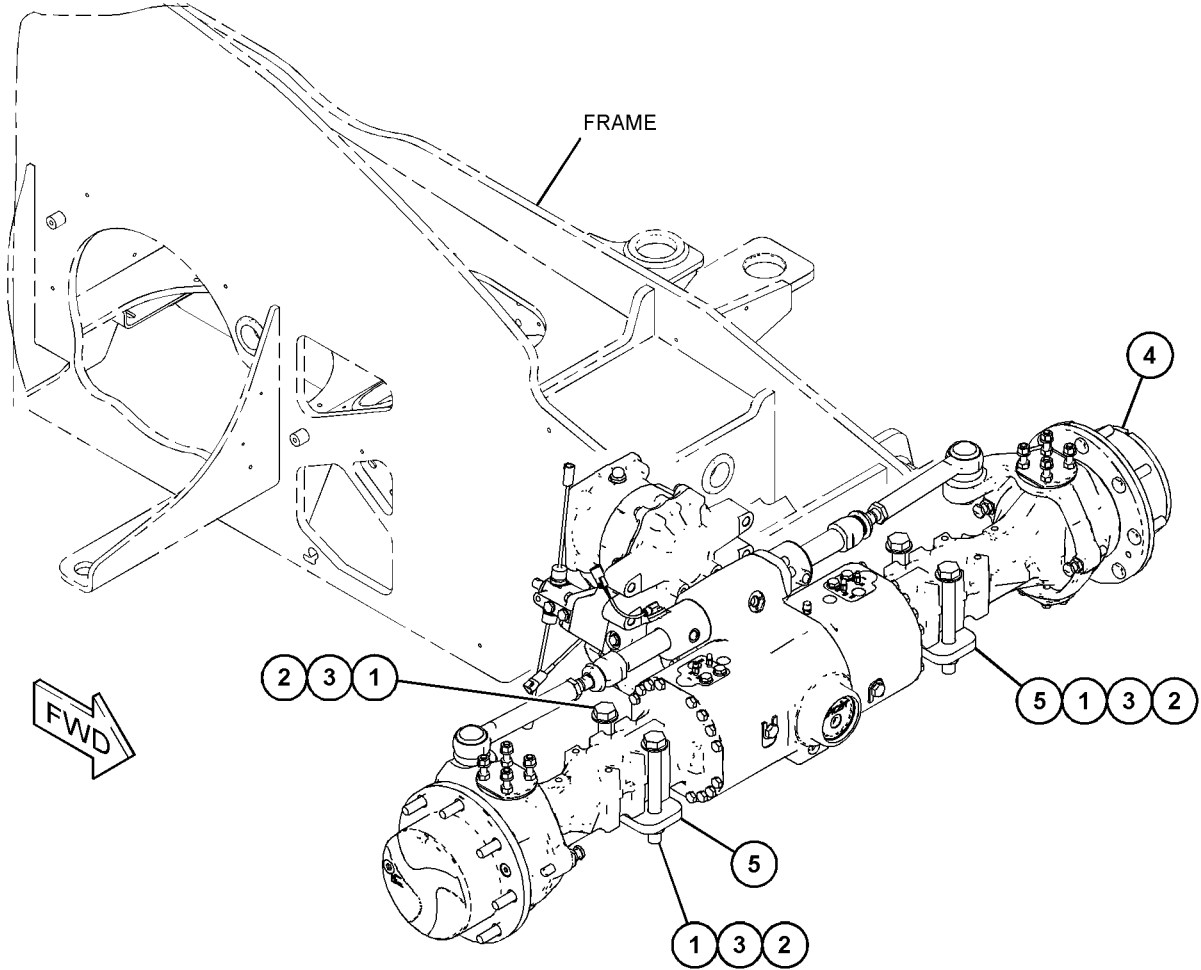
PART OF 495-1914 POWER TRAIN AR

SMCS-3013

i06810940

NOTE	REF NO	GRAPHIC REF	PART NUMBER	QTY	PART NAME						SEE PAGE
					1	2	3	4	5	6 (PRODUCT LEVEL)	
M	1	1	483-1385	4	BOLT (M24X3X200-MM)						
M	2	1	7X-0851	4	NUT (M24X3-THD)						
	3	1	8T-4167	8	WASHER-HARD (26X44X4-MM THK)						
Y	4	1	516-4289	1	AXLE GP-FRONT						216
	5	1	494-2031	2	PLATE						

M - METRIC PART
Y - SEPARATE ILLUSTRATION



GRAPHIC #1

<END>

g06055437

POWER TRAIN

516-4289 AXLE GP-FRONT

PART OF 494-3651 AXLE & MOUNTING GP

SMCS-3020

i06810945

NOTE	REF NO	GRAPHIC REF	PART NUMBER	QTY	PART NAME						SEE PAGE
					1	2	3	4	5	6 (PRODUCT LEVEL)	
	1	1	299-0821	1	CLIP						
	2	1	509-5860	1	SEAL						
	3	1	322-0771	1	PLUG-MAGNETIC						
	4	1	509-5861	1	HOUSING						
	5	1	499-2184	1	PLUG						
	6	1	509-5862	2	BOLT						
	7	1	322-0741	3	SEAL-O-RING						
	8	1	385-3598	1	BREATHER						
	9	1	509-5863	1	COVER						
	10	1	509-5864	1	SEAL-O-RING						
	11	2,5	299-0235	2	BEARING						
	12	2	509-5865	1	NUT-RING						
	13	2	509-5866	1	SEAL						
	14	2	322-0647	2	BEARING						
	15	2	322-0646	1	SPACER						
	16	2	508-9845	8	NUT						
	17	2	322-0649	1	RING						
	18	2	449-2356	1	RING						
	19	2	504-8152	1	SHIM						
	20	2	504-8153	1	SHIM						
	21	2	322-0650	1	SHIM						
	22	2	509-5869	1	KIT-BEVEL GEAR						
	23	2	322-0664	12	BOLT						
	24	2	322-0653	2	BEARING-TAPERED ROLLER						
	25	2	509-5870	1	CARRIER-DIFFERENTIAL						
	26	2	449-2359	2	SHIM						
	27	2	449-2360	2	SHIM						
	28	2	322-0652	2	SHIM						
	29	2	504-8155	2	SHIM						
	30	2	322-0655	1	WASHER-FRICTION						
	31	2	322-0656	2	GEAR						
	32	2	322-0657	4	PINION-DIFFERENTIAL						
	33	2	322-0658	4	WASHER-FRICTION						
	34	2	345-6963	2	PIN						
	35	2,3	322-0660	5	DOWEL						
	36	2	345-6962	1	PIN						
	37	2	322-0662	1	RETAINER-SHAFT						
	38	2	322-0684	2	DISC-CLUTCH						
	39	4	509-5871	32	BOLT-HEAD						
	40	4	509-5872	2	CASE						
	41	4	322-0745	4	SEAL						
	42	4	509-3164	2	UNIVERSAL JOINT						
	43	4	322-0747	2	PIN-PIVOT						
	44	4	298-1857	4	FITTING-GREASE						
	45	3,4	299-7103	8	PLUG						
	46	4	298-1865	12	BOLT						
	47	4	504-8158	2	SHIM						
	48	4	504-8159	2	SHIM						

POWER TRAIN

516-4289 AXLE GP-FRONT (contd.)

i06810945

NOTE	REF NO	GRAPHIC REF	PART NUMBER	QTY	PART NAME						SEE PAGE
					1	2	3	4	5	6 (PRODUCT LEVEL)	
	49	4	322-0748	2	SHIM						
	50	4	322-0749	2	SEAL						
	51	4	322-0641	2	BUSHING						
	52	4	322-0750	2	JOINT						
	53	4	322-0751	2	PIN-PIVOT						
	54	4	299-7170	2	PLUG						
	55	3	477-1735	2	SEAL						
	56	3	509-3165	16	STUD-WHEEL						
	57	3	504-8160	16	NUT						
	58	3	298-1799	2	SEAL-O-RING						
	59	3	449-2373	2	PLATE						
	60	3	449-2374	2	SPACER						
	61	3	449-2375	2	CLIP						
	63	3	299-7156	1	PLUG						
	64	3	298-8300	4	BOLT						
	65	3	449-2377	16	NUT						
	66	3	449-2378	16	STUD						
	67	3	322-0775	4	BEARING						
	68	3	449-2379	2	HUB-WHEEL						
	69	4	459-3345	8	STUD						
	70	4	298-1864	8	WASHER						
	71	4	322-0816	8	NUT						
	72	3	449-2380	2	KIT-CARRIER						
		3	299-0205	3	CLIP						
	72A	3	299-0206	3	GEAR-PLANETARY						
	72B	3	299-0207	3	BEARING						
		3	449-2376	1	CARRIER-PLANETARY						
	73	4	305-5426	4	KIT-BOLT						
					(EACH INCLUDES)						
		4	298-1863	1	BOLT						
		4	298-7868	1	NUT						
	74	4	322-0695	4	PLUG						
	75	3	449-2382	2	KIT-RING GEAR						
					(EACH INCLUDES)						
		3	298-8194	1	CLIP						
		3	298-8195	1	GEAR-RING						
		3	449-2372	1	SUPPORT						
	76	4	504-8162	1	KNUCKLE AS						
	77	4	504-8163	1	KNUCKLE AS						
					(EACH KNUCKLE AS INCLUDES)						
	77A	4	322-0744	1	BUSHING-THRUST						
	78	3	509-3166	6	DISC-BRAKE						
	79	3	436-2901	8	DISC-BRAKE						
	80	3	509-3167	2	BUSHING						
	81	3	509-3168	2	PISTON						
	82	3	298-7430	6	BOLT						
	83	3	299-0241	6	SPRING						
	84	3	477-1688	2	SEAL						
	85	3	322-0696	2	RING-BACKUP						
	86	3	322-0694	2	SEAL-O-RING						
	87	3	509-3169	6	SPRING						

POWER TRAIN

516-4289 AXLE GP-FRONT (contd.)

i06810945

NOTE	REF	GRAPHIC	PART NUMBER	QTY	PART NAME	SEE
	NO	REF			1 2 3 4 5 6 (PRODUCT LEVEL)	
	88	3	509-3170	6	BOLT	
	89	3	298-1859	6	SEAL-O-RING	
	90	3	509-3171	6	PLUG	
	91	3,6	298-1878	6	KIT-FASTENER	
	92	3	298-7873	4	BOLT	
	94	3	497-9640	8	SEAL	
	96	3	509-3172	2	PISTON	
	97	3	322-0703	6	SEAL-O-RING	
	98	3	511-8641	6	PIN	
	99	3	322-0705	2	SEAL-O-RING	
	100	3	322-0706	2	SEAL-O-RING	
	101	3	449-2384	2	PISTON	
	102	3	322-0708	4	SPRING	
	103	3	322-0709	2	NUT-RING	
	104	3	322-0710	4	BOLT	
	105	3	322-0794	4	SEAL-O-RING	
	106	3	322-0711	4	SPACER	
	107	3	322-0712	2	BOLT	
	108	3	350-2524	2	BOLT-SPECIAL	
	109	2	509-3173	1	CYLINDER	
	110	2	504-9485	2	TIE ROD AS	
	111	2	322-0682	4	BOLT	
	112	2	504-9486	1	SPACER AS	
	113	2	505-6012	1	KIT-SEAL	
	114	2	498-2950	1	SENSOR	
	115	5	508-9849	1	HOUSING-GEAR	
	116	5	508-9850	2	PIN-DOWEL	
	117	5	7T-3426	2	SHIM (0.1-MM THK)	
	118	5	7T-3424	2	SHIM (0.25-MM THK)	
	119	5	7T-3423	2	SHIM (0.5-MM THK)	
	120	5	420-2480	2	SHIM	
	121	5	518-5900	2	SHIM	
	122	5	508-9851	1	BALL BEARING	
	123	5	508-9852	1	COVER	
	125	5	509-0714	1	SEAL	
	126	5	518-5901	1	COVER	
	127	5	511-8428	1	FLANGE	
	128	5	509-0715	1	VENT	
	129	5	7T-3432	1	SEAL-RING	
	130	5	298-1801	1	NUT	
	131	5	323-6978	1	SEAL-O-RING	
	132	5	509-3174	1	COVER	
	133	5	511-8416	1	SEAL	
	134	5	509-3175	1	SENSOR-SPEED	
	135	5	511-8413	1	WHEEL	
	136	5	458-7607	1	BEARING	
	137	6	299-0827	3	CLIP	
	138	5,6	509-0717	4	BALL BEARING	
	139	6	509-3176	1	SHAFT	
	141	6	509-0719	2	RETAINER	
	142	6	509-0721	1	SYNCHRONIZER	

POWER TRAIN

516-4289 AXLE GP-FRONT (contd.)

106810945

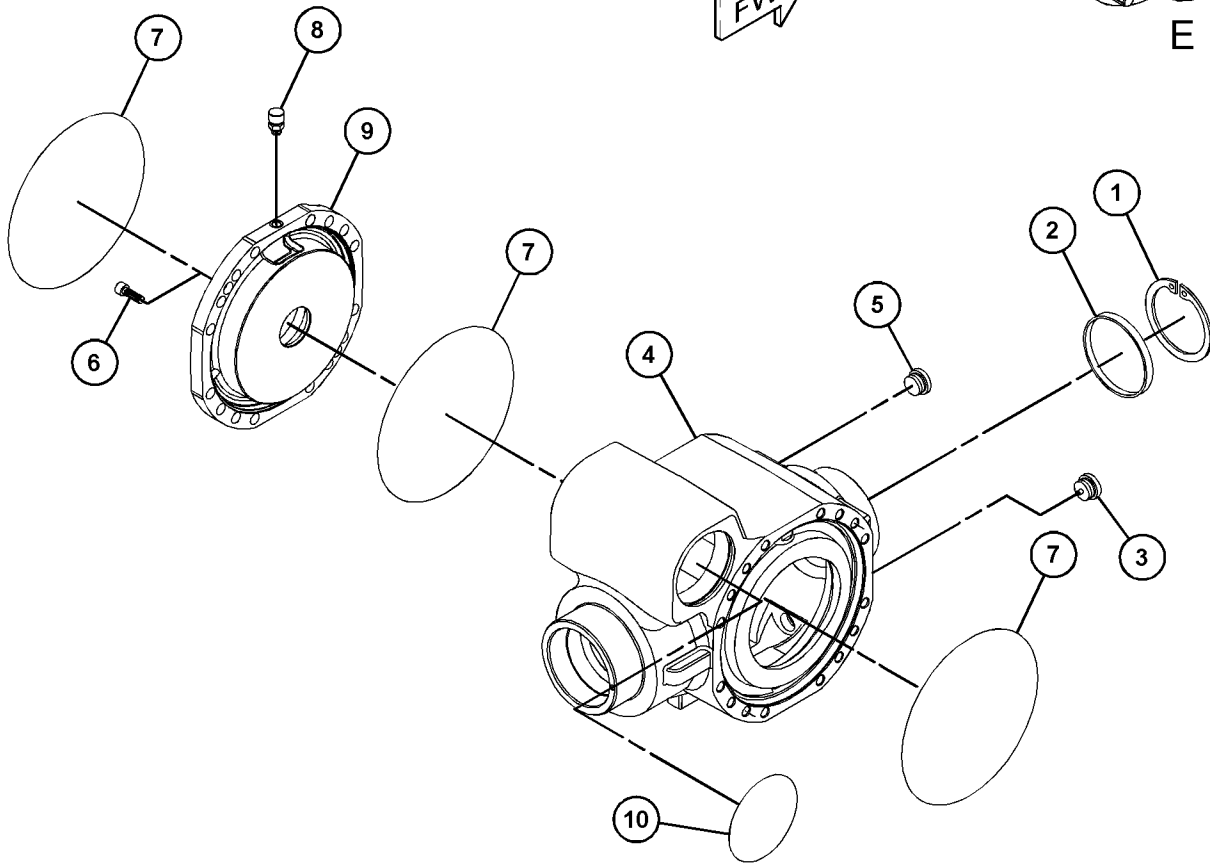
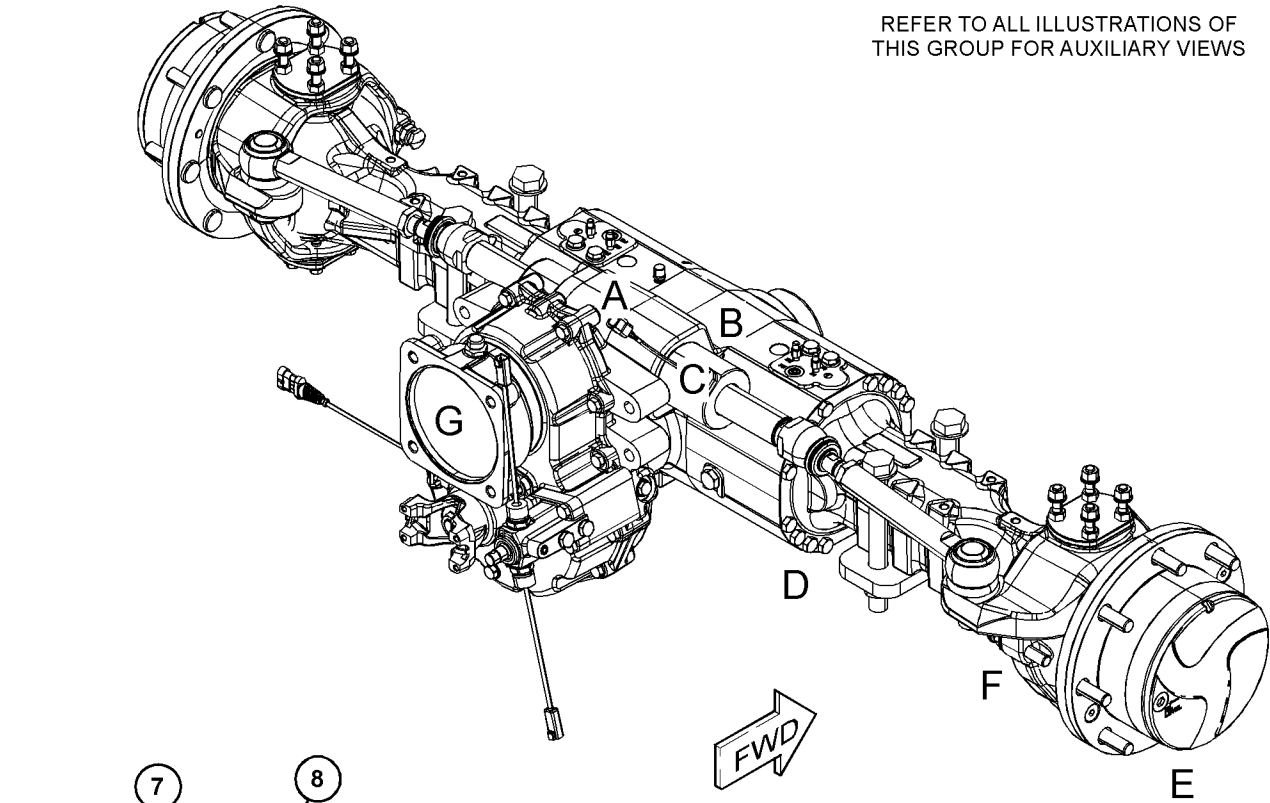
NOTE	REF NO	GRAPHIC REF	PART NUMBER	QTY	PART NAME						SEE PAGE
					1	2	3	4	5	6 (PRODUCT LEVEL)	
	143	5	509-0724	1	PLATE						
	144	5	509-0733	2	BOLT-HEAD						
	145	5	509-0746	2	WASHER-LOCK						
	146	5,6	509-0759	12	BOLT						
	147	5	305-2113	1	PLUG						
	148	5	305-2111	1	PLUG						
	149	6	509-0761	1	CYLINDER						
	150	6	509-0762	1	SHAFT						
	151	6	509-0814	1	SEAL-O-RING						
	152	6	509-0815	1	SEAL						
	153	6	509-0816	1	BUSHING						
	154	6	509-0817	2	PIN						
	155	6	509-0819	1	SEAL-O-RING						
	156	6	509-0820	1	SEAL-O-RING						
	157	6	509-0821	1	PISTON						
	158	6	509-3122	2	RETAINER						
	159	6	509-3137	2	SEAL-O-RING						
	161	6	322-0689	1	BALL						
	162	6	509-3138	1	SPRING						
	163	6	509-3139	1	BOLT						
	164	6	509-3140	1	SEAL-O-RING						
	165	6	509-3177	1	KIT-SHIM						
	171	6	509-3153	2	SWITCH GP-POSITION						
	172	6	464-9497	1	WASHER (19X23X1-MM THK)						
	173	5	449-2365	1	BOLT						
	174	5,6	145-0867	2	WASHER						
	175	5	511-8412	1	CATCHER						
	176	5	509-3154	1	SHIM						
	177	5	509-3155	1	SHIM						
	178	5	509-3156	2	RETAINER						
	179	5	509-3159	1	SHAFT						
	180	5	509-3160	1	GEAR						
	181	6	509-3163	1	GEAR						

POWER TRAIN

516-4289 AXLE GP-FRONT (contd.)

i06810945

REFER TO ALL ILLUSTRATIONS OF THIS GROUP FOR AUXILIARY VIEWS



VIEW OF AREA A
(PARTS REMOVED FOR CLARITY AND EXPLODED)

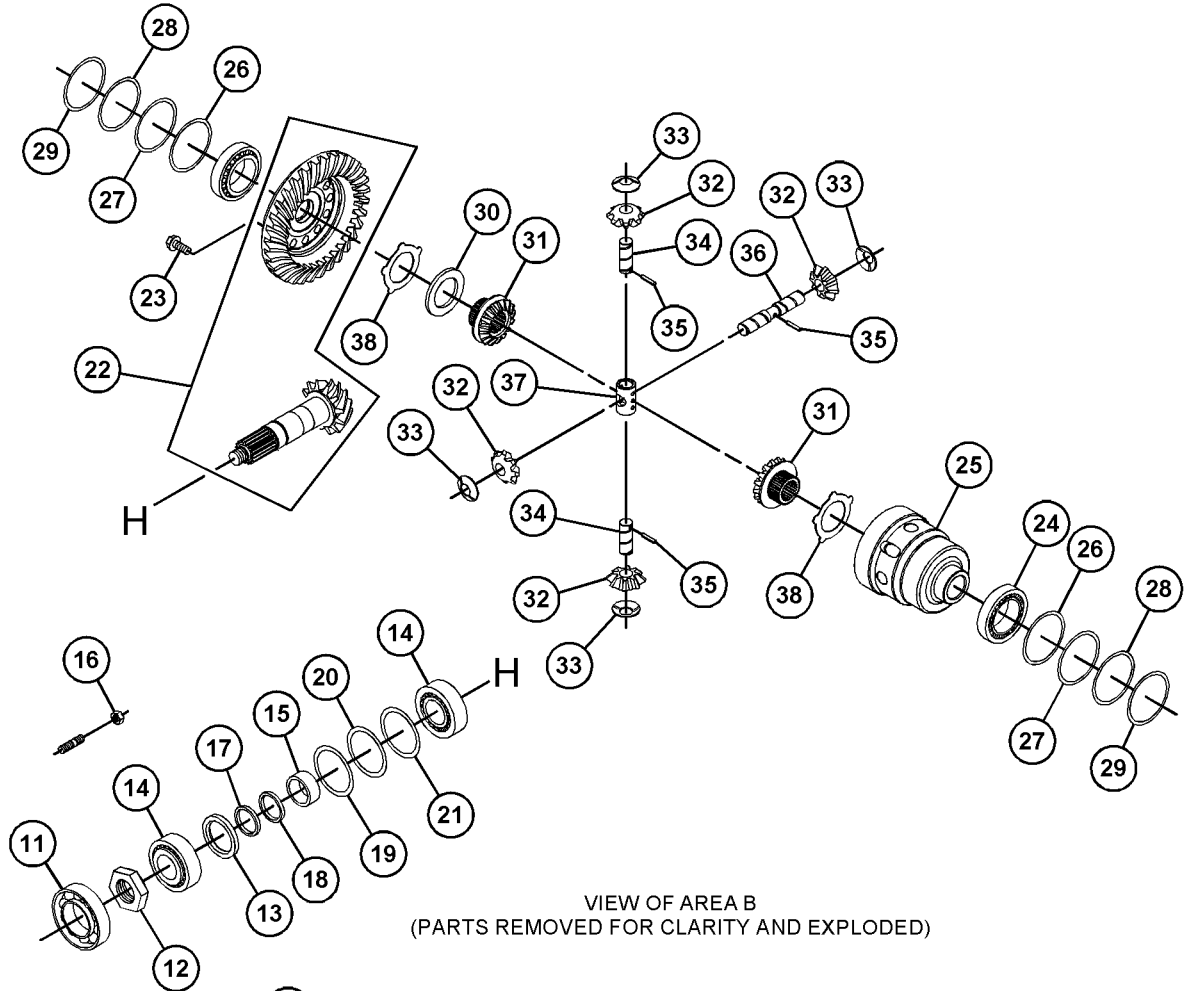
GRAPHIC #1

g06142882

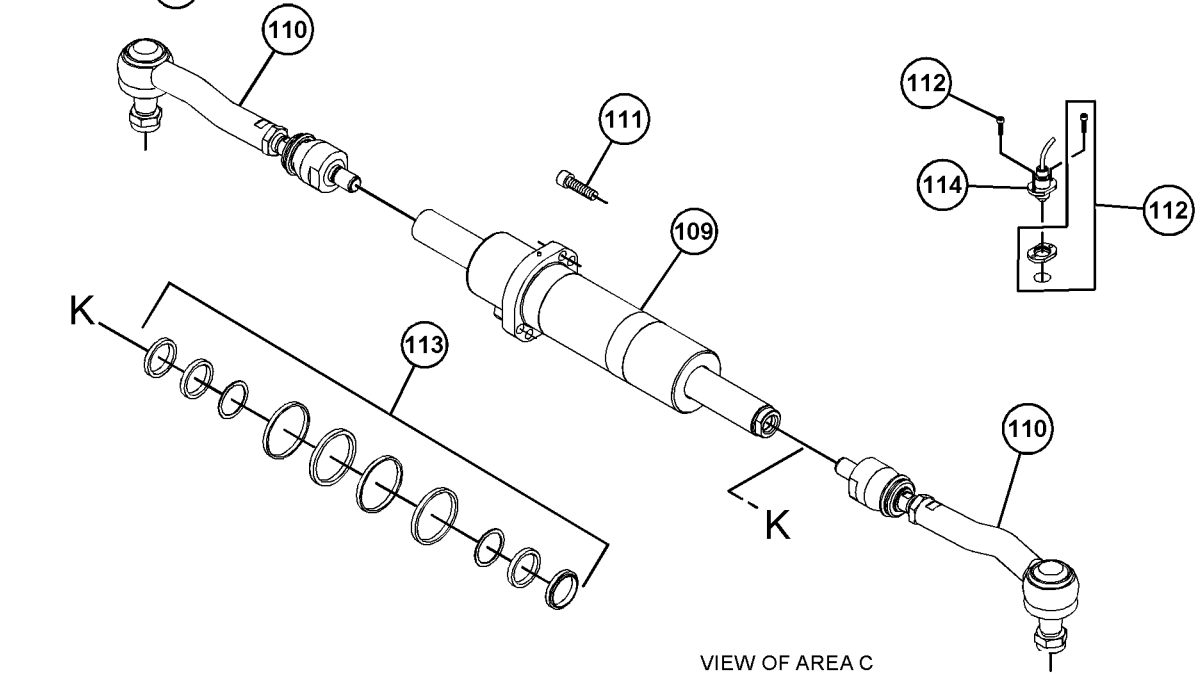
POWER TRAIN

516-4289 AXLE GP-FRONT (contd.)

106810945



VIEW OF AREA B
(PARTS REMOVED FOR CLARITY AND EXPLODED)



VIEW OF AREA C
(PARTS REMOVED FOR CLARITY AND EXPLODED)

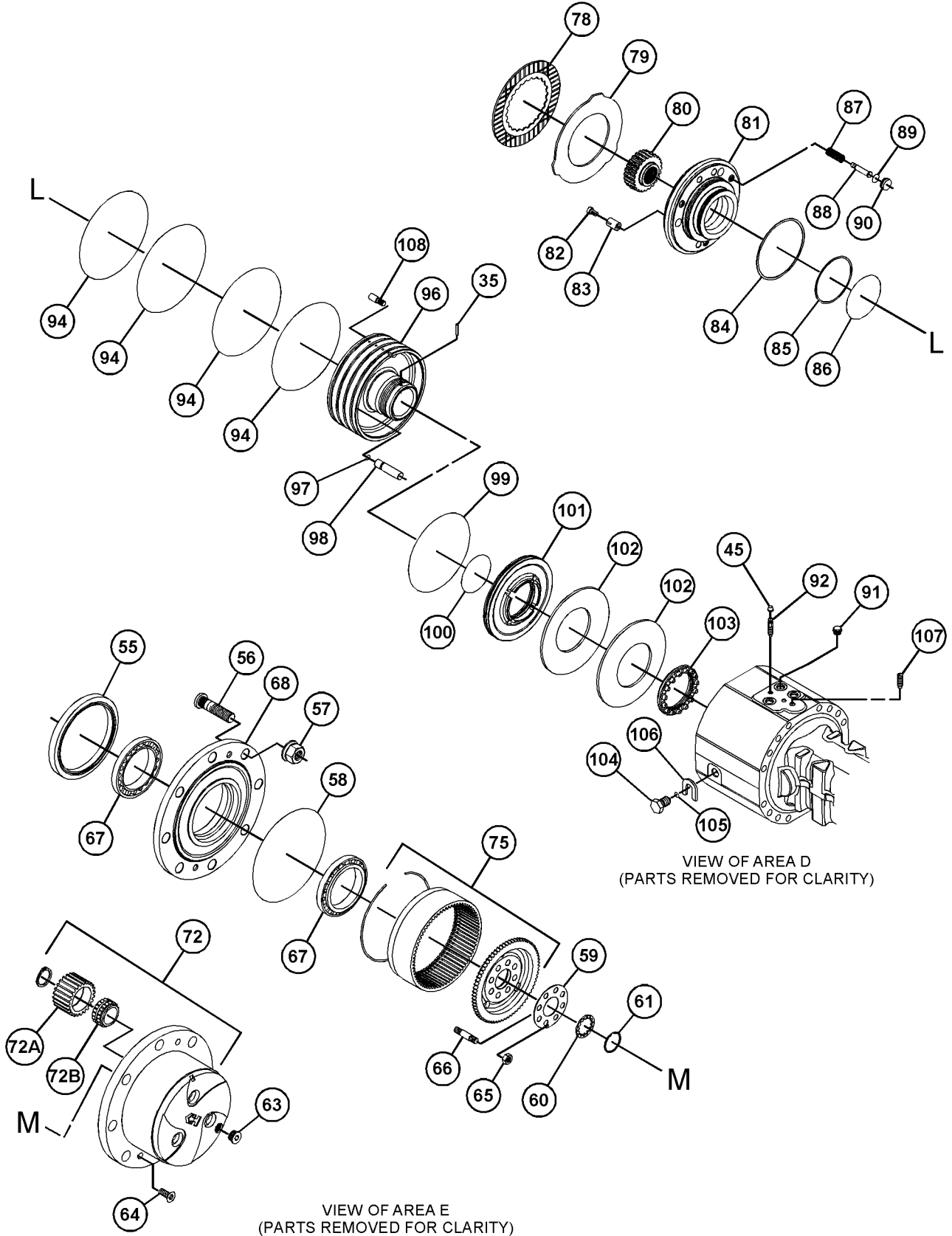
GRAPHIC #2

g06142883

POWER TRAIN

516-4289 AXLE GP-FRONT (contd.)

i06810945



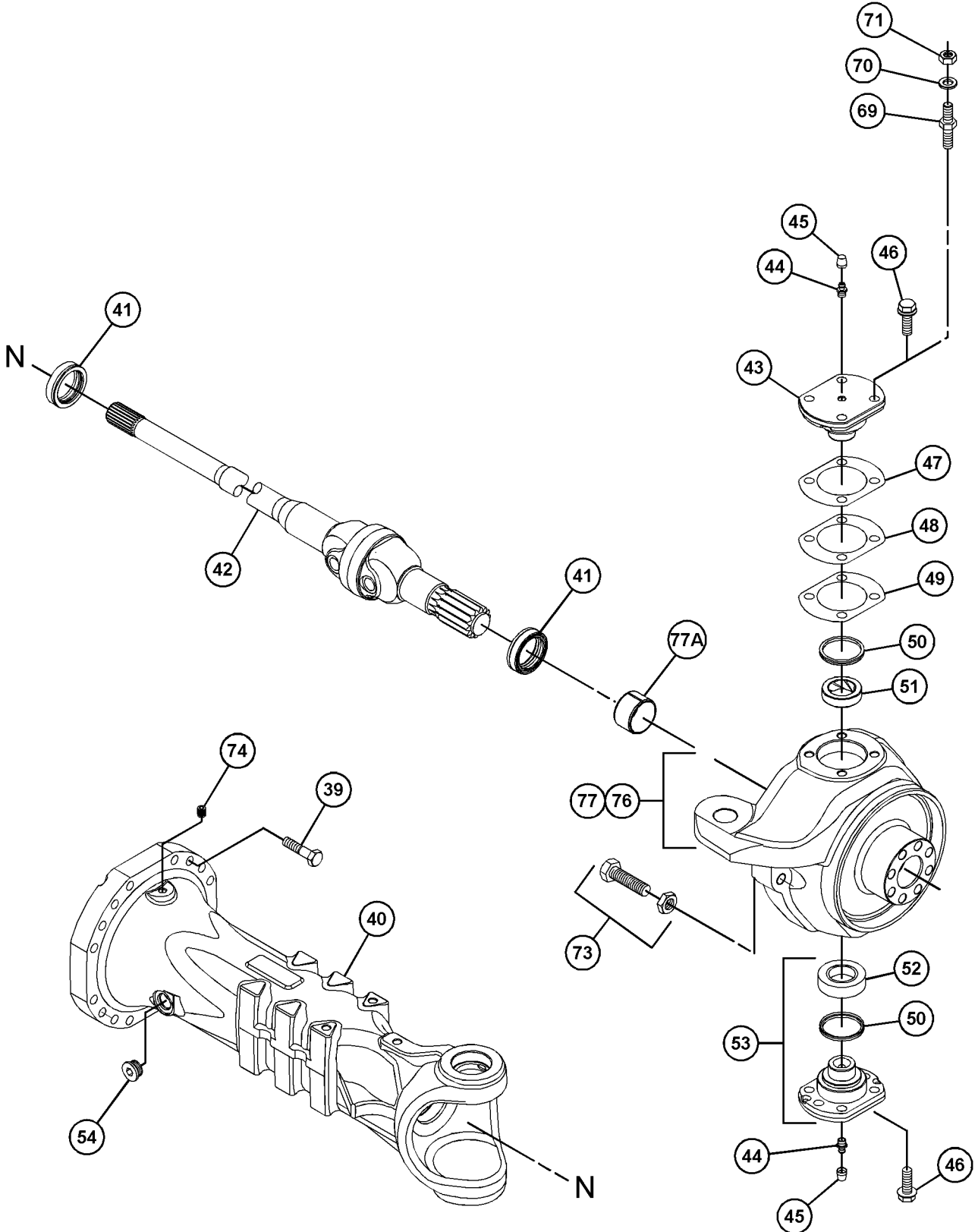
GRAPHIC #3

g06142881

POWER TRAIN

516-4289 AXLE GP-FRONT (contd.)

i06810945



VIEW OF AREA F
(PARTS REMOVED FOR CLARITY)

GRAPHIC #4

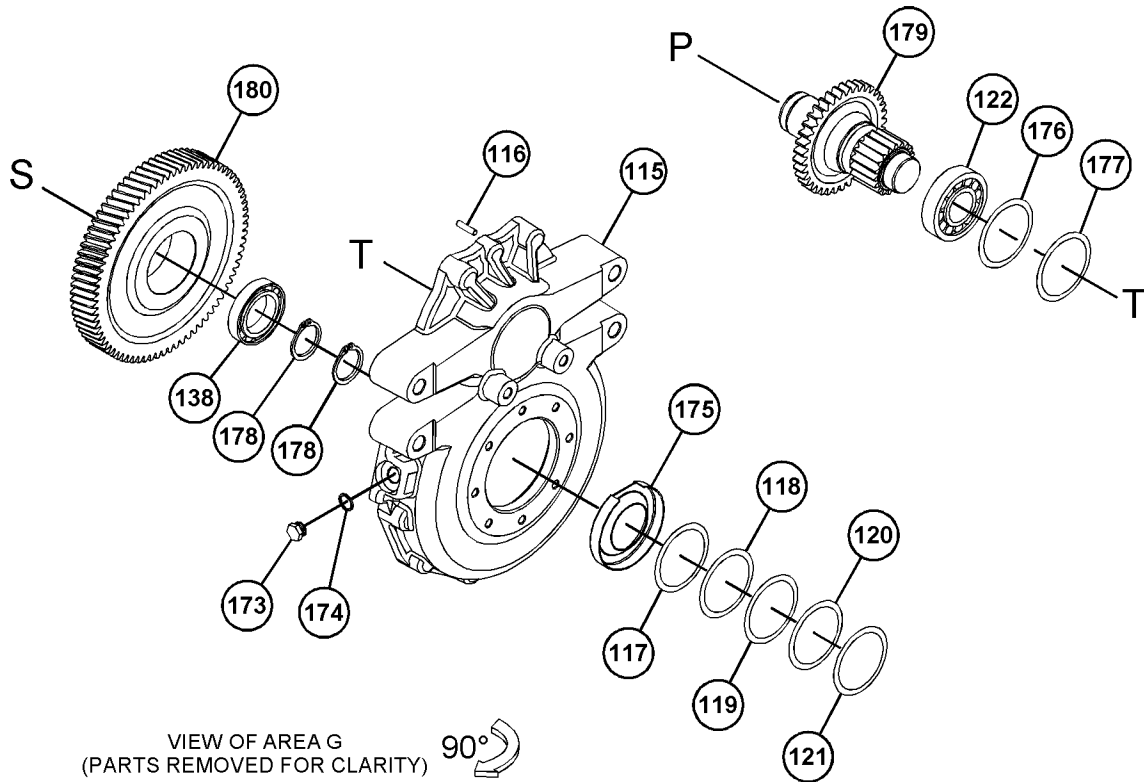
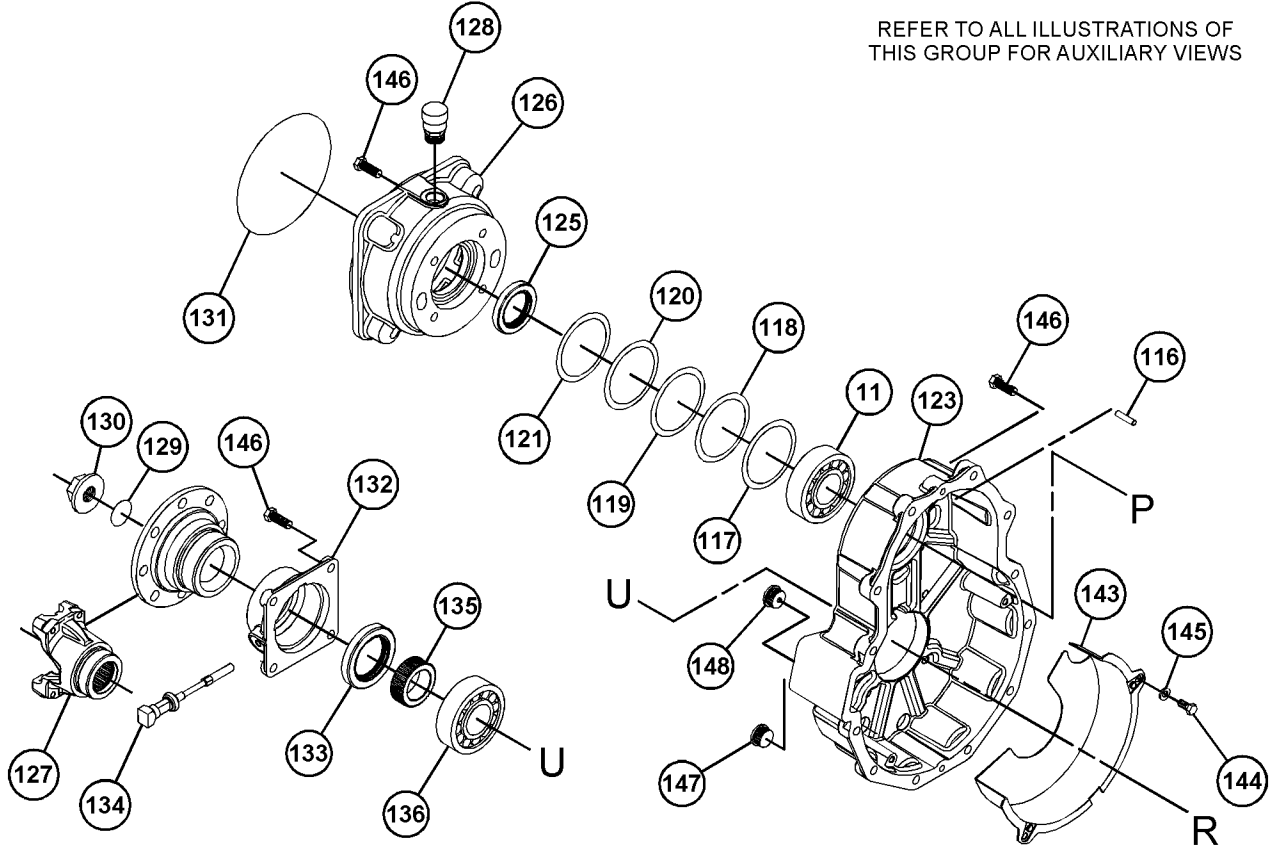
g06142885

POWER TRAIN

516-4289 AXLE GP-FRONT (contd.)

i06810945

REFER TO ALL ILLUSTRATIONS OF THIS GROUP FOR AUXILIARY VIEWS



VIEW OF AREA G
(PARTS REMOVED FOR CLARITY)



GRAPHIC #5

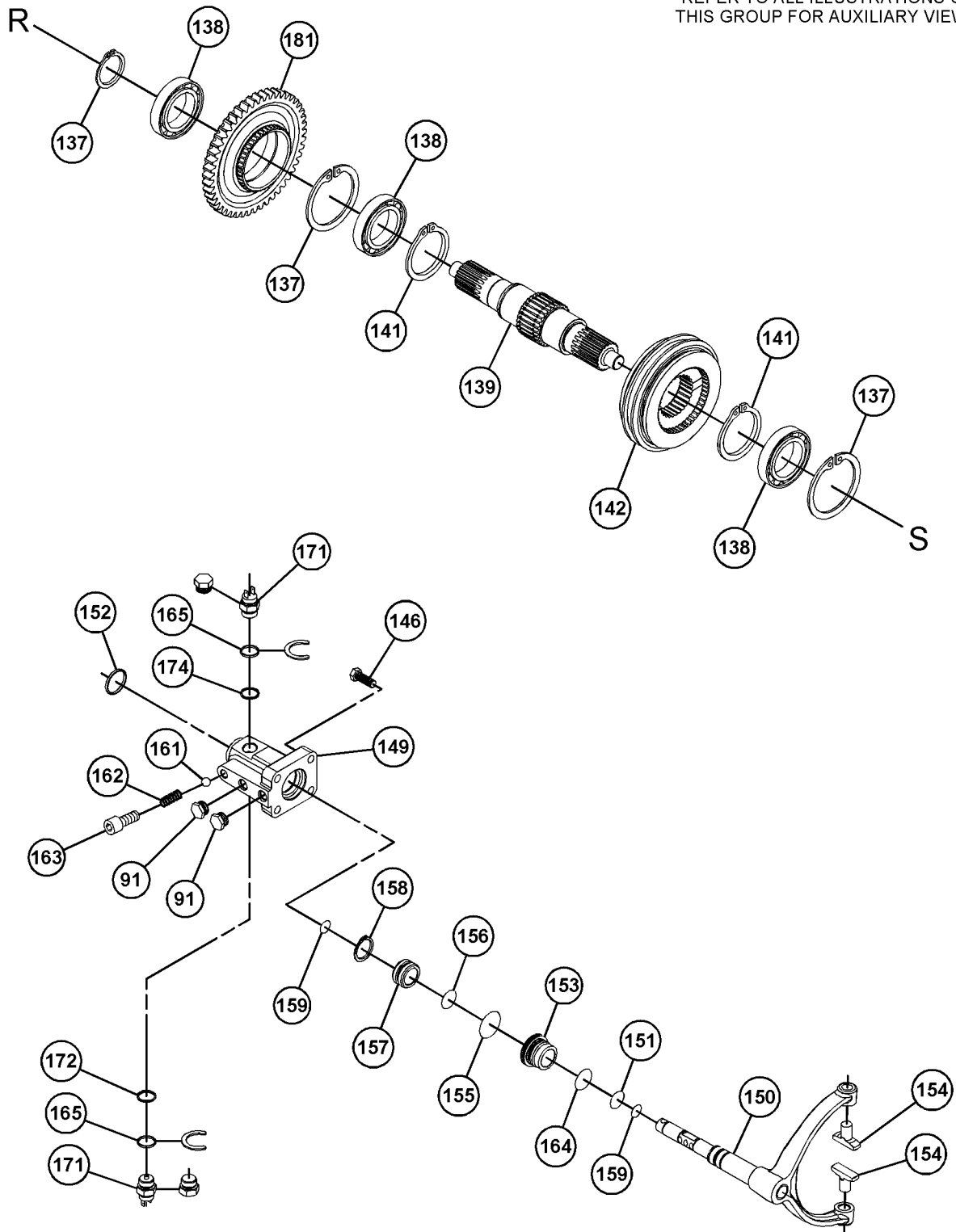
g06142884

POWER TRAIN

516-4289 AXLE GP-FRONT (contd.)

106810945

REFER TO ALL ILLUSTRATIONS OF THIS GROUP FOR AUXILIARY VIEWS



GRAPHIC #6

<END>

g06142886

POWER TRAIN

516-4288 AXLE GP-REAR

PART OF 494-3648 AXLE & MOUNTING GP

SMCS-3020

i06810265

NOTE	REF NO	GRAPHIC REF	PART NUMBER	QTY	PART NAME						SEE PAGE
					1	2	3	4	5	6 (PRODUCT LEVEL)	
	1	1	299-0821	1	CLIP						
	2	1	385-3597	1	PLUG						
	3	1	322-0771	1	PLUG-MAGNETIC						
	4	1	504-8151	1	HOUSING-CENTER						
	5	2	322-0798	1	NUT						
	6	2	322-0701	1	FLANGE						
	7	2	322-0647	2	BEARING						
	8	2	459-0425	1	SEAL						
	9	2	322-0646	1	SPACER						
	10	2	504-8152	1	SHIM						
	11	2	504-8153	1	SHIM						
	12	2	322-0650	1	SHIM						
	13	2	322-0649	1	RING						
	14	2	449-2356	1	RING						
	15	2	322-0716	1	SPACER						
	16	2	504-8154	1	KIT-BEVEL GEAR						
	17	2	322-0664	12	BOLT						
	18	2	449-2359	2	SHIM						
	19	2	449-2360	2	SHIM						
	20	2	322-0652	2	SHIM						
	21	2	504-8155	2	SHIM						
	22	2	322-0653	2	BEARING-TAPERED ROLLER						
	23	2	322-0719	1	CARRIER AS-DIFFERENTIAL						
	24	2	322-0655	2	WASHER-FRICTION						
	25	2	322-0783	2	GEAR						
	26	2	322-0657	4	PINION-DIFFERENTIAL						
	27	2	322-0658	4	WASHER-FRICTION						
	28	2	345-6963	2	PIN						
	29	2	322-0660	3	DOWEL						
	30	2	345-6962	1	PIN						
	31	2	322-0662	1	RETAINER-SHAFT						
	32	2	322-0729	1	PLATE-COVER						
	33	2	322-0778	1	SEAL-O-RING						
	34	3	322-0741	2	SEAL-O-RING						
	35	3	299-7134	1	VENT						
	36	3	449-2366	32	BOLT						
	37	3	504-8156	1	AXLE						
	38	3	322-0745	4	SEAL						
	39	3	504-8157	2	SHAFT						
	40	3	322-0747	2	PIN-PIVOT						
	42	3	299-7103	4	PLUG						
	43	3	298-1865	12	BOLT						
	44	3	504-8158	2	SHIM						
	45	3	504-8159	2	SHIM						
	46	3	322-0748	2	SHIM						
	48	3	322-0641	2	BUSHING						
	50	3	322-0751	2	PIN-PIVOT						

(EACH INCLUDES)

POWER TRAIN

516-4288 AXLE GP-REAR (contd.)

i06810265

NOTE	REF NO	GRAPHIC REF	PART NUMBER	QTY	PART NAME						SEE PAGE
					1	2	3	4	5	6 (PRODUCT LEVEL)	
	50A	3	322-0750	2	JOINT						
	50B	3	322-0749	2	SEAL						
	50C	3	298-1857	4	FITTING-GREASE						
	51	3	299-7156	2	PLUG						
	52	4	477-1735	2	SEAL						
	53	4	509-3165	16	STUD-WHEEL						
	54	4	504-8160	16	NUT						
	55	4	298-1799	2	SEAL-O-RING						
	56	4	449-2373	2	PLATE						
	57	4	449-2374	2	SPACER						
	58	4	449-2375	2	CLIP						
	59	4	386-0145	6	GEAR AS						
					(EACH INCLUDES)						
	59A	4	299-0206	4	GEAR-PLANETARY						
	59B	4	299-0207	4	BEARING						
	60	4	299-7170	2	PLUG						
	61	4	298-8300	4	BOLT						
	62	4	449-2377	16	NUT						
	63	4	449-2378	16	STUD						
	64	4	322-0775	4	BEARING						
	65	4	449-2379	2	HUB-WHEEL						
	66	3	459-3345	8	STUD						
	67	3	298-1864	8	WASHER						
	68	3	322-0816	8	NUT						
	69	4	449-2380	2	KIT-CARRIER						
					(EACH INCLUDES)						
		4	299-0205	3	CLIP						
		4	449-2376	1	CARRIER-PLANETARY						
					(ALSO INCLUDES BEARINGS & PLANETARY GEAR)						
	70	3	305-5426	4	KIT-BOLT						
					(EACH INCLUDES)						
		3	298-1863	1	BOLT						
		3	298-7868	1	NUT						
	71	3	305-2112	1	PLUG						
	72	4	449-2382	2	KIT-RING GEAR						
					(EACH INCLUDES)						
		4	298-8194	1	CLIP						
		4	298-8195	1	GEAR-RING						
		4	449-2372	1	SUPPORT						
	73	3,4	504-8161	2	AXLE						
	74	3	504-8162	1	KNUCKLE AS						
	75	3	504-8163	1	KNUCKLE AS						
					(EACH KNUCKEL AS INCLUDES)						
		3	322-0744	1	BUSHING-THRUST						
	77	4	504-9485	2	TIE ROD AS						
	78	4	322-0682	4	BOLT						
	79	4	504-9486	1	SPACER AS						
	80	4	505-6012	1	KIT-SEAL						
	81	4	498-2950	1	SENSOR						
	82	5	322-0782	1	KIT-SUPPORT						
	82A	5	299-0197	2	BUSHING						
	82B	5	322-0780	1	BUSHING						

POWER TRAIN

516-4288 AXLE GP-REAR (contd.)

i06810265

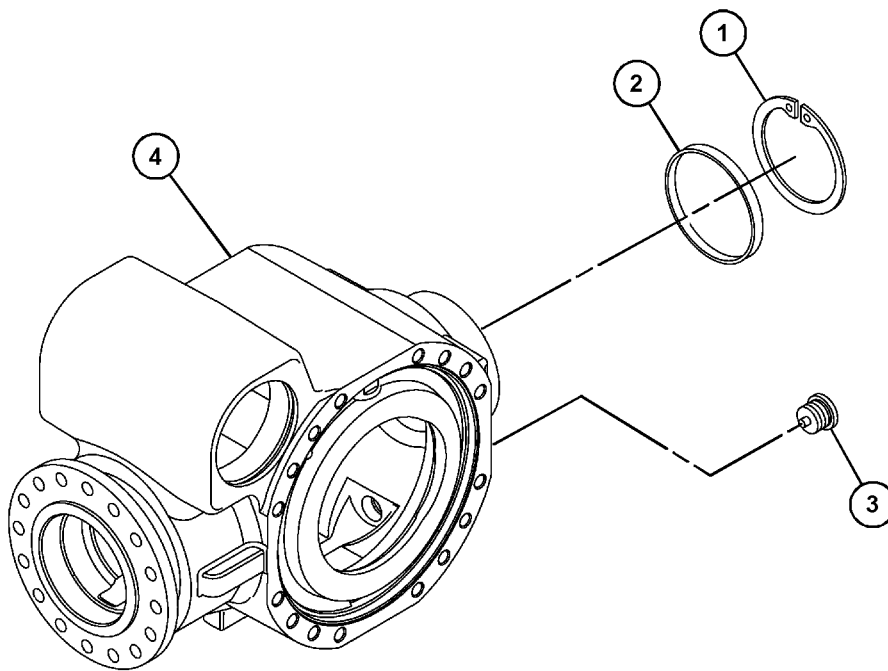
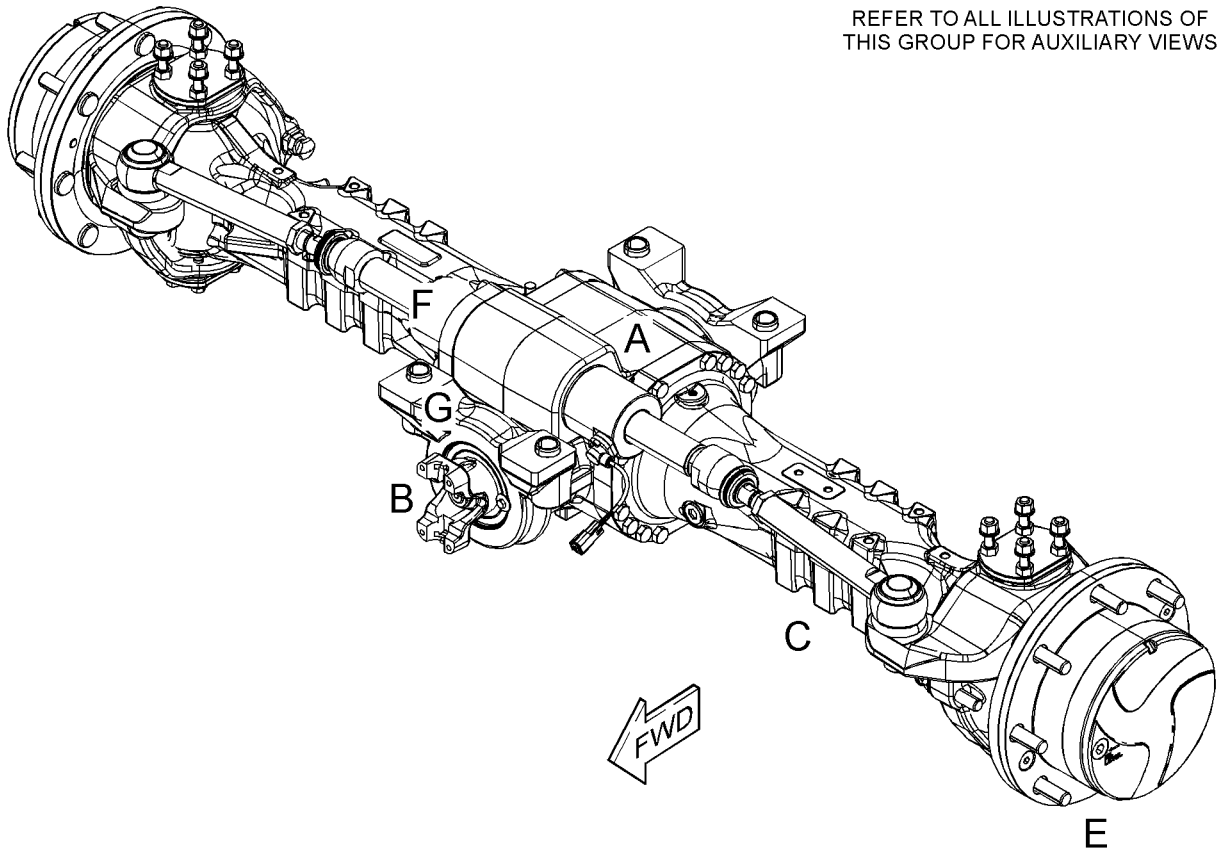
NOTE	REF NO	GRAPHIC REF	PART NUMBER	QTY	PART NAME						SEE PAGE
					1	2	3	4	5	6 (PRODUCT LEVEL)	
		5	298-1857	1	FITTING-GREASE						
		5	299-7103	1	PLUG						

POWER TRAIN

516-4288 AXLE GP-REAR (contd.)

106810265

REFER TO ALL ILLUSTRATIONS OF THIS GROUP FOR AUXILIARY VIEWS



VIEW OF AREA A
(PARTS REMOVED FOR CLARITY AND EXPLODED)

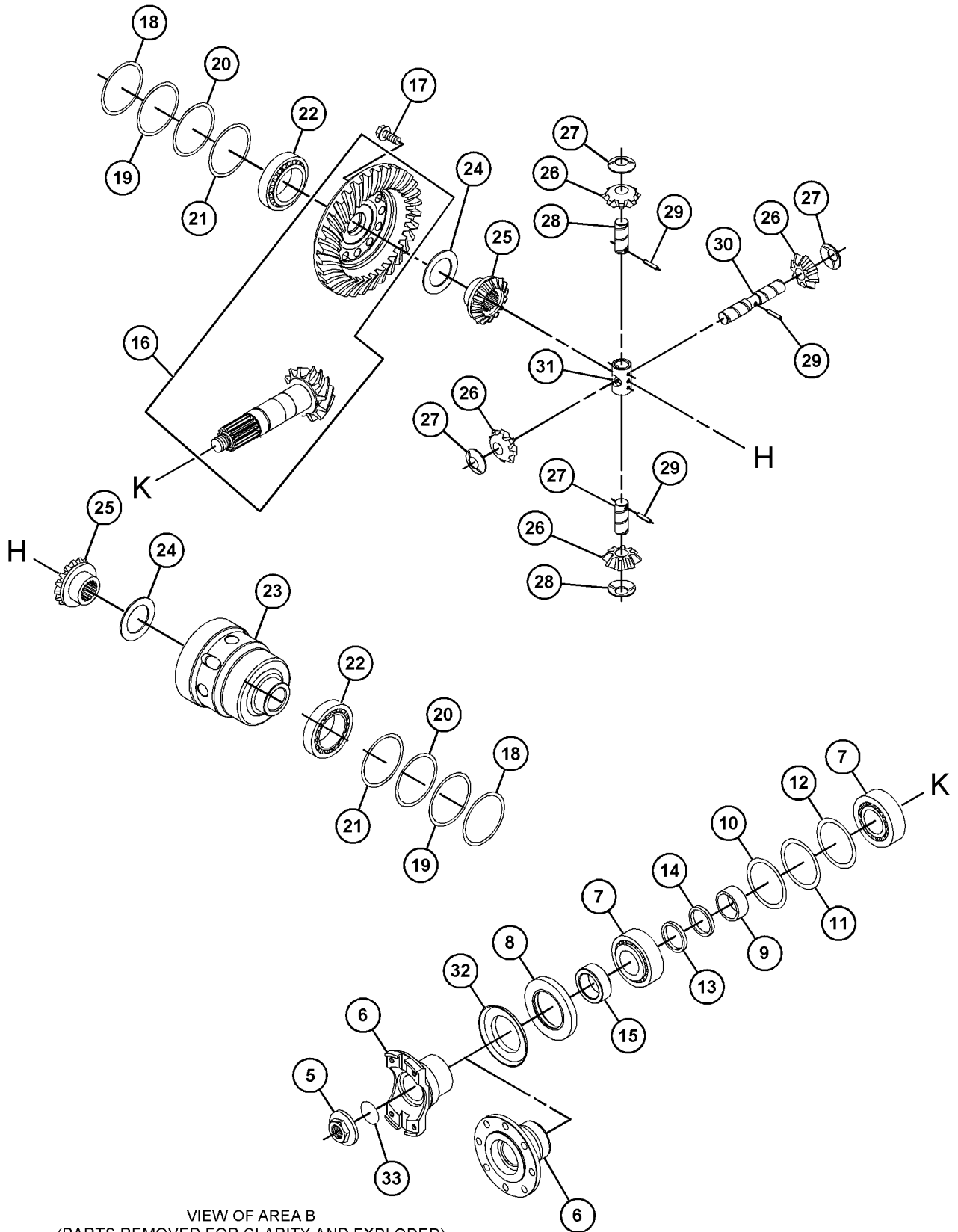
GRAPHIC #1

g06137253

POWER TRAIN

516-4288 AXLE GP-REAR (contd.)

i06810265



VIEW OF AREA B
(PARTS REMOVED FOR CLARITY AND EXPLODED)

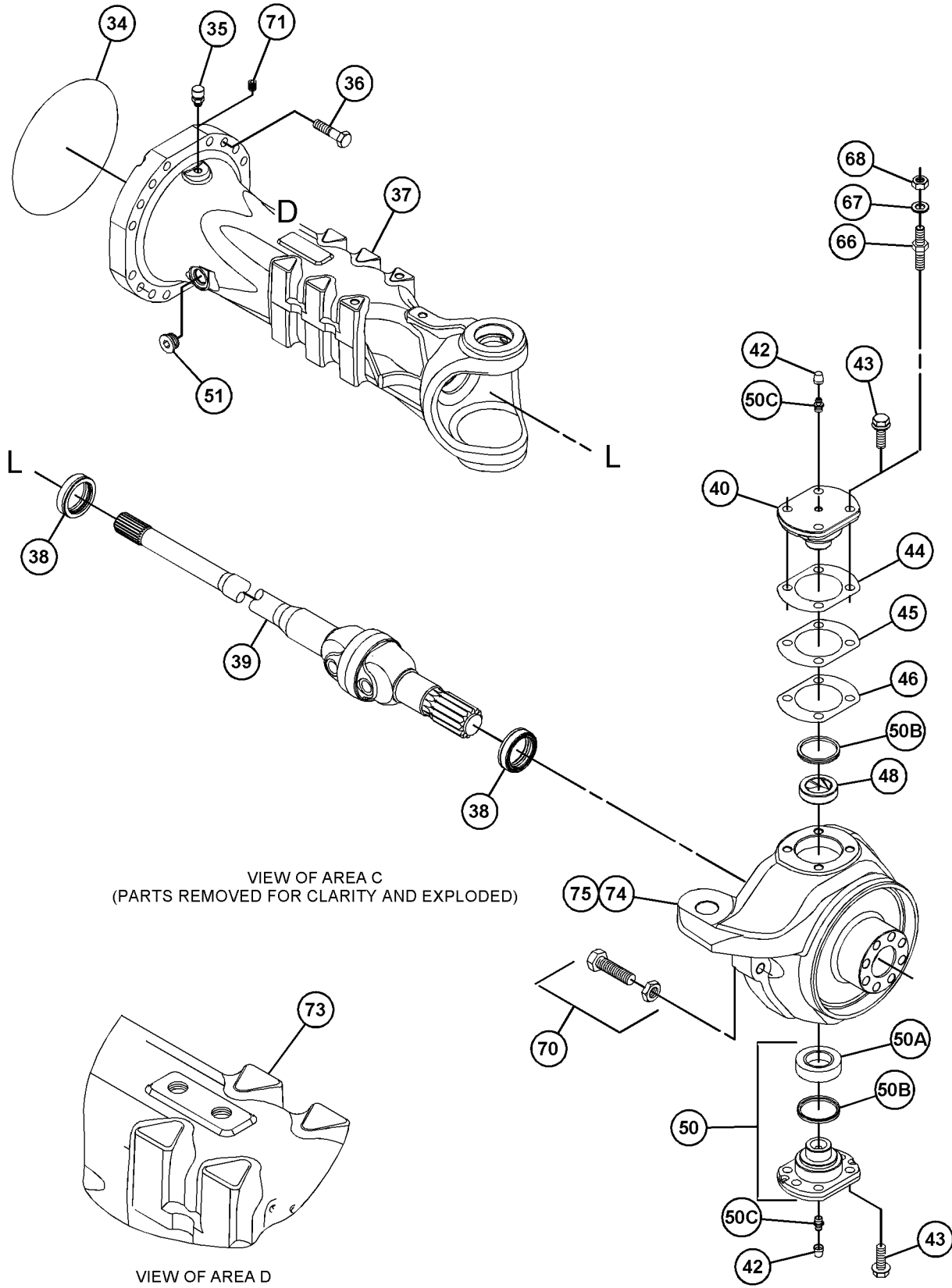
GRAPHIC #2

g06137260

POWER TRAIN

516-4288 AXLE GP-REAR (contd.)

106810265



VIEW OF AREA C
(PARTS REMOVED FOR CLARITY AND EXPLODED)

VIEW OF AREA D
(PARTS REMOVED FOR CLARITY AND EXPLODED)

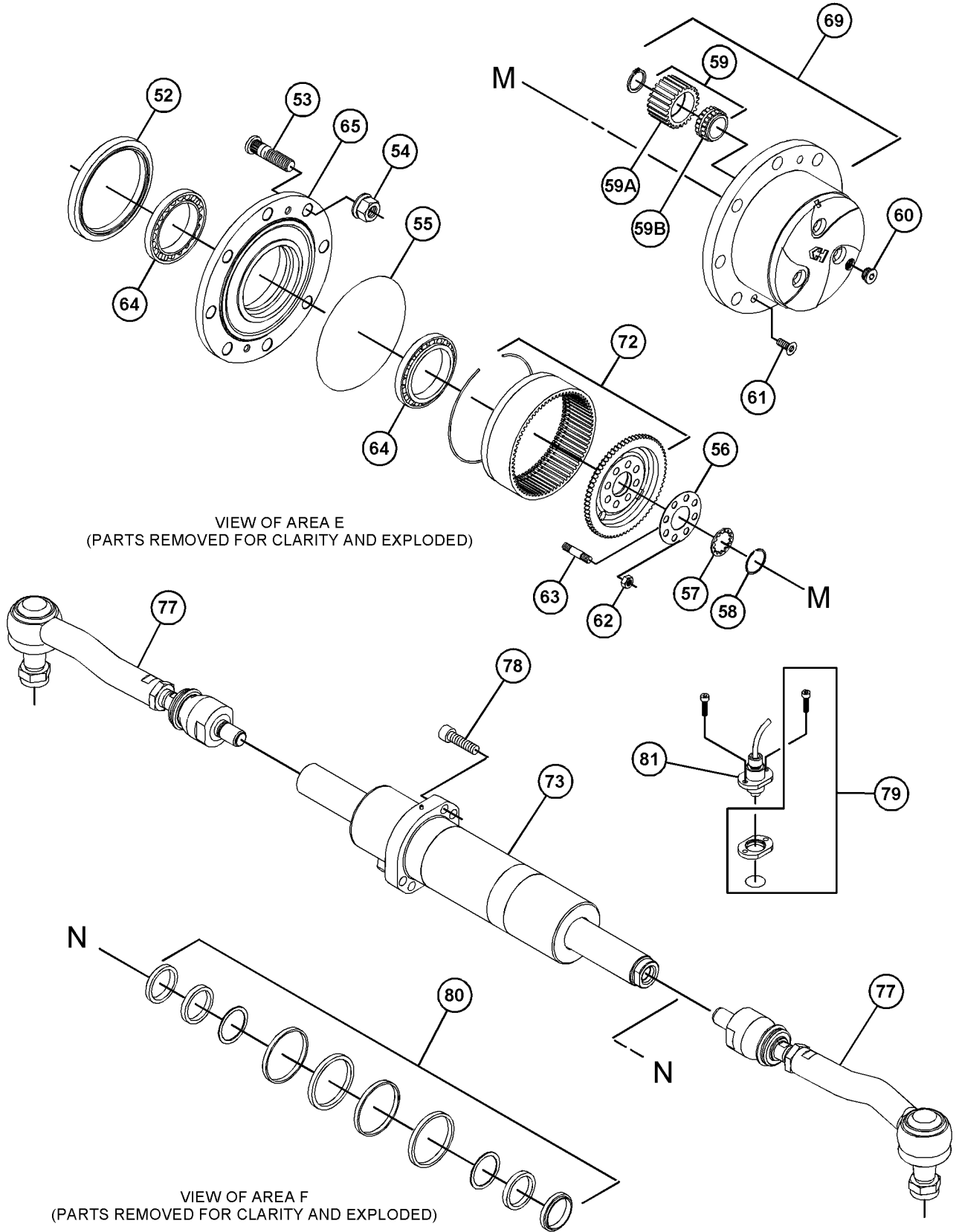
GRAPHIC #3

g06137262

POWER TRAIN

516-4288 AXLE GP-REAR (contd.)

i06810265



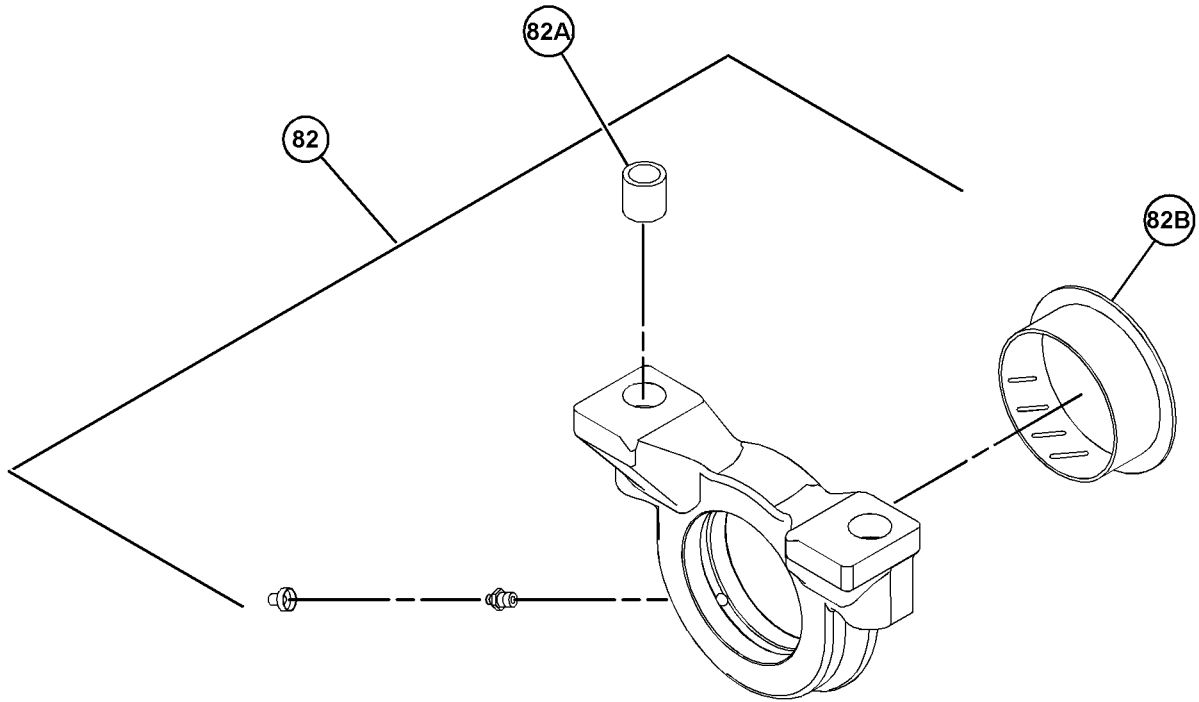
GRAPHIC #4

g06137274

POWER TRAIN

516-4288 AXLE GP-REAR (contd.)

106810265



VIEW OF AREA G
(PARTS REMOVED FOR CLARITY AND EXPLODED)

GRAPHIC #5

<END>

g06137275

POWER TRAIN

516-7813 GEAR GP-IDLER

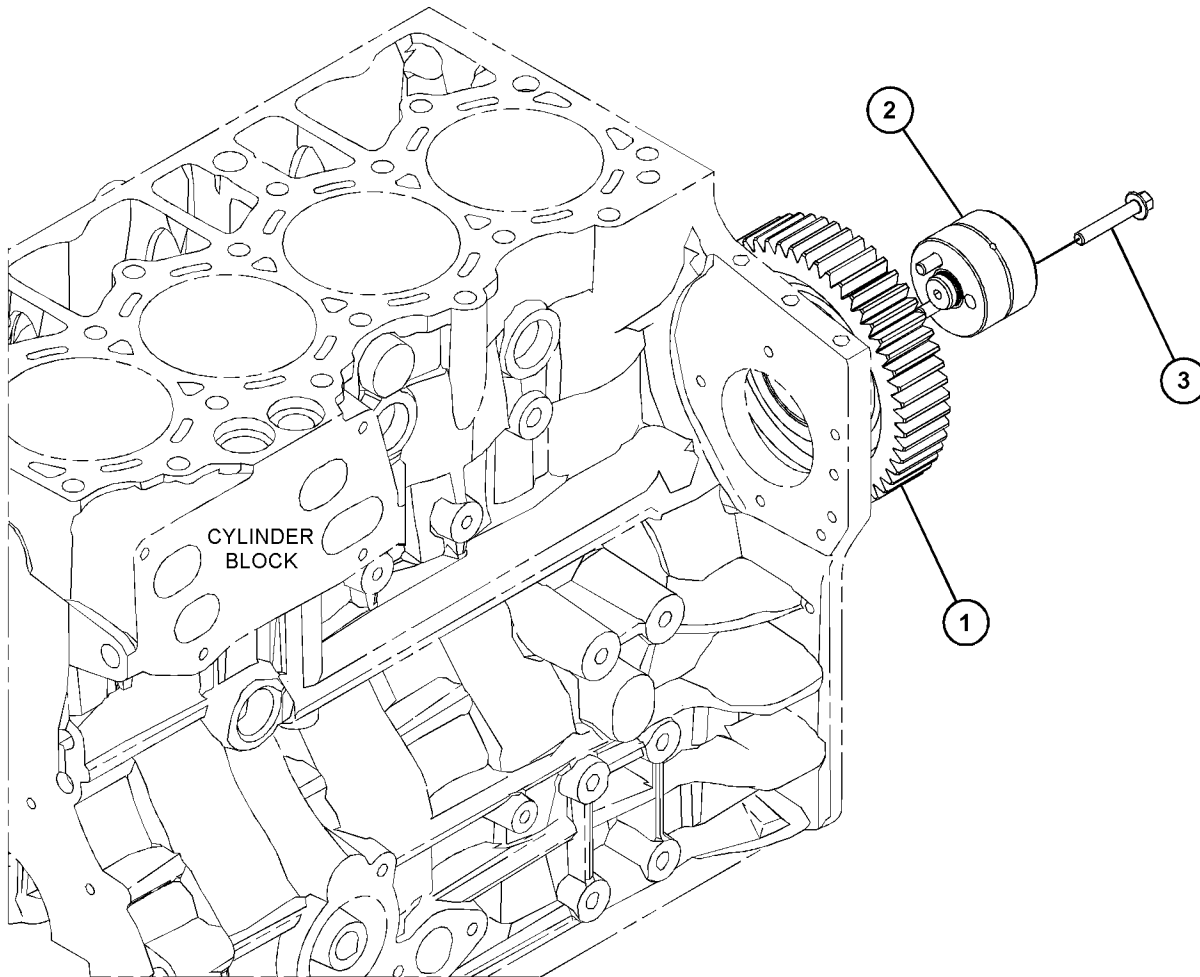
S/N: TD21-UP

PART OF 492-2140 ENGINE AR-PRIMARY
AN ATTACHMENT

SMCS-1234

i06812354

NOTE	REF NO	GRAPHIC REF	PART NUMBER	QTY	PART NAME						SEE PAGE
					1	2	3	4	5	6	
	1	1	459-3304	1	GEAR-IDLER (52-TEETH)						
	2	1	459-3305	1	SHAFT						
	3	1	447-2154	3	BOLT						



GRAPHIC #1

<END>

g06137413

POWER TRAIN

492-3200 LINES GP-HYDROSTATIC

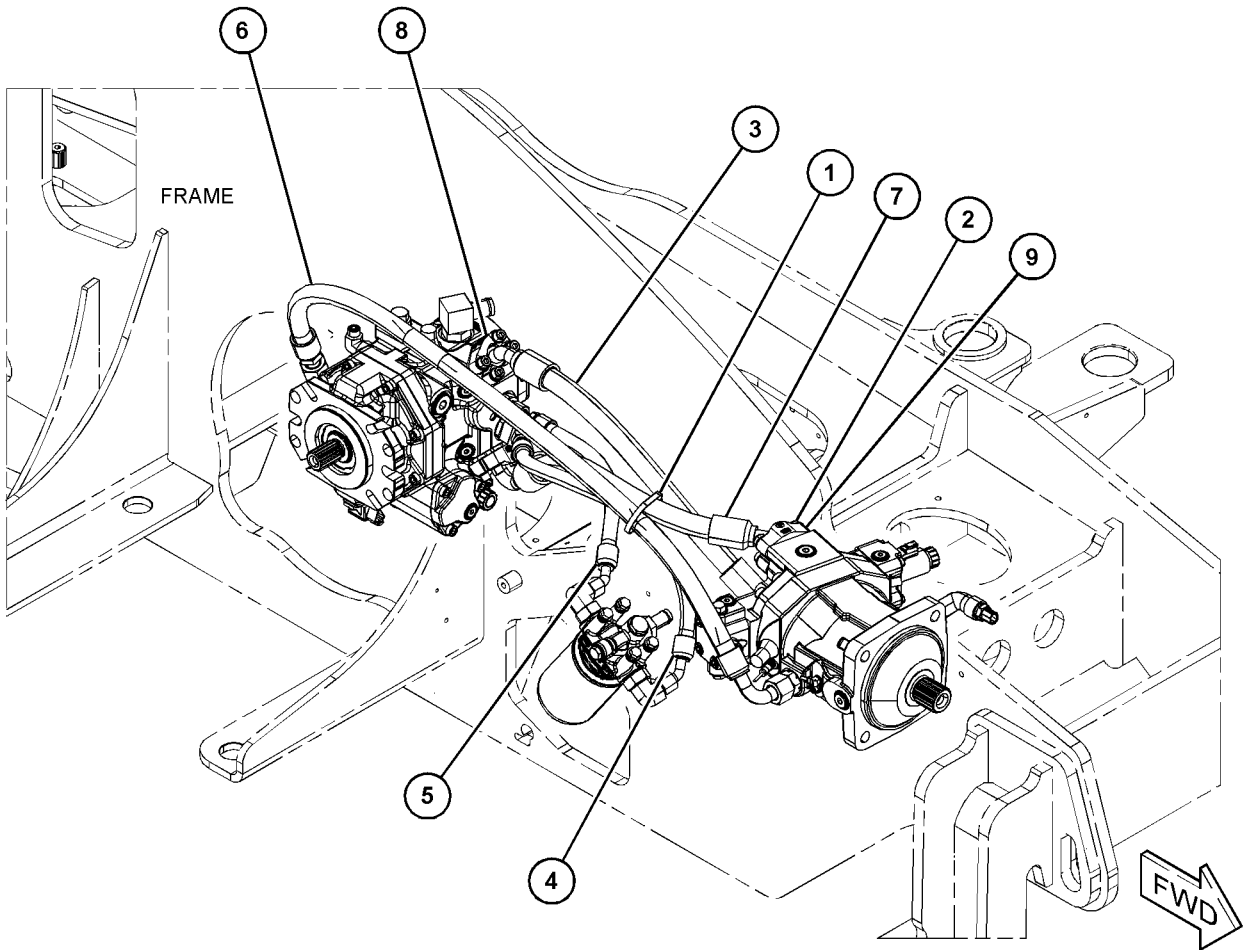
PART OF 495-1914 POWER TRAIN AR

SMCS-3154

i06601099

NOTE	REF NO	GRAPHIC REF	PART NUMBER	QTY	PART NAME						SEE PAGE
					1	2	3	4	5	6 (PRODUCT LEVEL)	
	1	1	7K-1181	1	STRAP-CABLE						
M	2	1	481-8415	2	BOLT (M12X1.75X45-MM)						
	3	1	492-2445	1	HOSE AS						
I	4	1	492-2956	1	HOSE AS						
I	5	1	492-2957	1	HOSE AS						
	6	1	492-2959	1	HOSE AS						
	7	1	492-2443	1	HOSE AS						
	8	1	492-2932	2	FLANGE AS						
	9	1	492-2933	2	FLANGE AS						

I - REFER TO HYDRAULIC INFORMATION SYSTEM
M - METRIC PART



GRAPHIC #1

<END>

g06059738

POWER TRAIN

494-2060 MOTOR & MTG GP-HYDROSTATIC

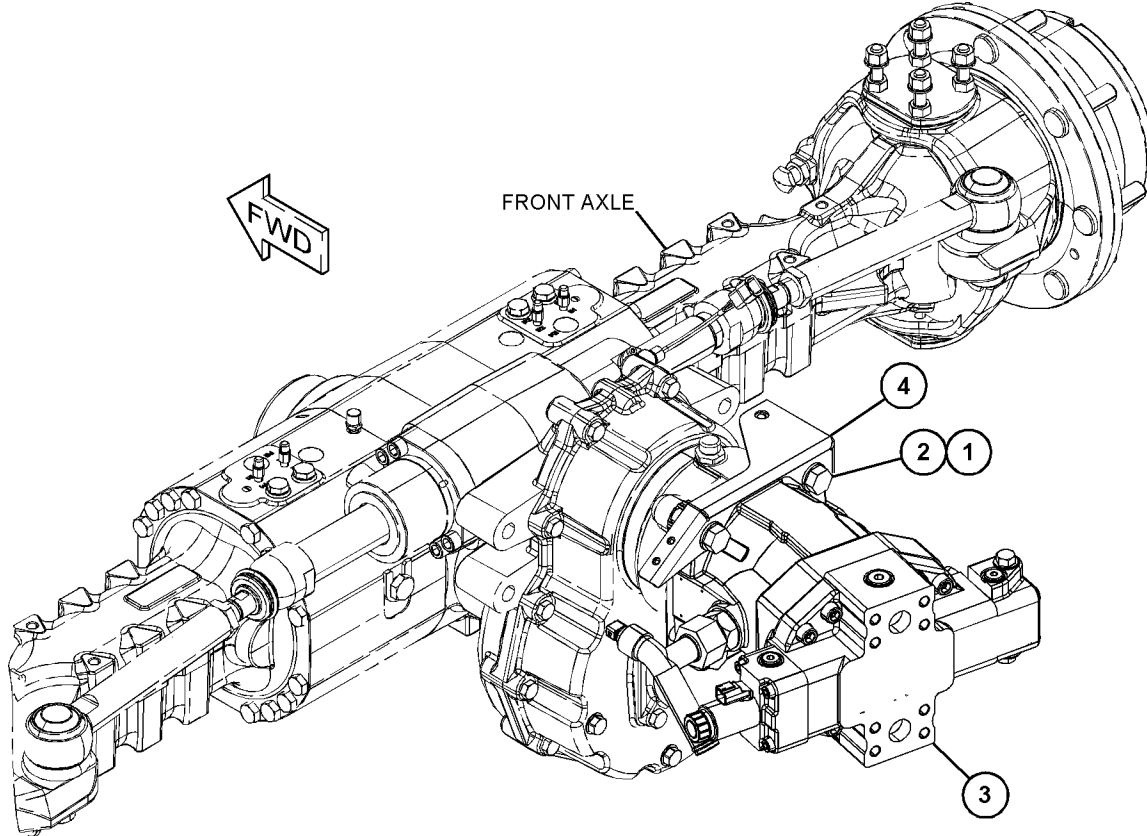
PART OF 495-1914 POWER TRAIN AR

SMCS-5058

i06586891

NOTE	REF NO	GRAPHIC REF	PART NUMBER	QTY	PART NAME						SEE PAGE
					1	2	3	4	5	6 (PRODUCT LEVEL)	
M	1	1	8T-4193	4	BOLT (M16X2X50-MM)						
	2	1	9X-8257	4	WASHER (17.5X30X3.5-MM THK)						
Y	3	1	494-3645	1	MOTOR GP-HYDRAULIC (HYDROSTATIC)						360
	4	1	494-2029	1	BRACKET AS						

M - METRIC PART
Y - SEPARATE ILLUSTRATION



GRAPHIC #1

<END>

g06037016

POWER TRAIN

495-1914 POWER TRAIN AR PART OF 493-1082, 493-1083 COMMON AR

SMCS-3000, 4000

i06810198

NOTE	PART NUMBER	QTY	PART NAME						SEE PAGE
			1	2	3	4	5	6 (PRODUCT LEVEL)	
Y	494-3648	1	AXLE & MOUNTING GP (REAR)						214
Y	494-3651	1	AXLE & MOUNTING GP (FRONT)						215
Y	492-2934	1	COUPLING GP (TRANSMISSION)						301
Y	492-3200	1	LINES GP-HYDROSTATIC						235
Y	494-2060	1	MOTOR & MTG GP-HYDROSTATIC						236
Y	495-7589	1	PLATE GP-MOUNTING (AXLE)						284
Y	492-2936	1	PUMP GP-TRANSMISSION (HYDROSTATIC DRIVE)						238
Y	492-2136	1	SHAFT GP-DRIVE						239

Y - SEPARATE ILLUSTRATION

<END>

POWER TRAIN

492-2936 PUMP GP-TRANSMISSION

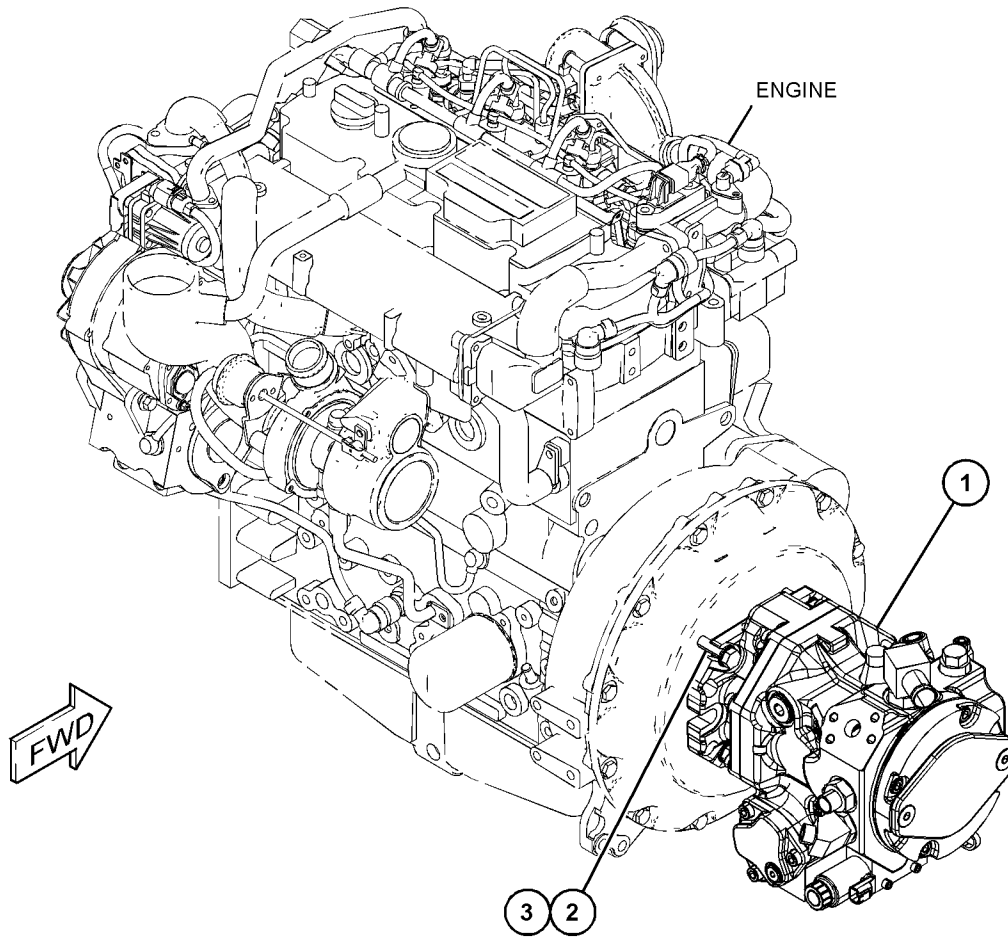
PART OF 495-1914 POWER TRAIN AR

SMCS-3066

i06601098

NOTE	REF NO	GRAPHIC REF	PART NUMBER	QTY	PART NAME						SEE PAGE
					1	2	3	4	5	6 (PRODUCT LEVEL)	
Y	1	1	492-2941	1	PUMP GP-HYDRAULIC						365
M	2	1	459-3673	4	BOLT (M12X1.75X40-MM)						
	3	1	348-1612	4	WASHER (13X24X3-MM THK)						

M - METRIC PART
Y - SEPARATE ILLUSTRATION



GRAPHIC #1

<END>

g06092519

POWER TRAIN

492-2136 SHAFT GP-DRIVE

PART OF 495-1914 POWER TRAIN AR

SMCS-3253

i06586892

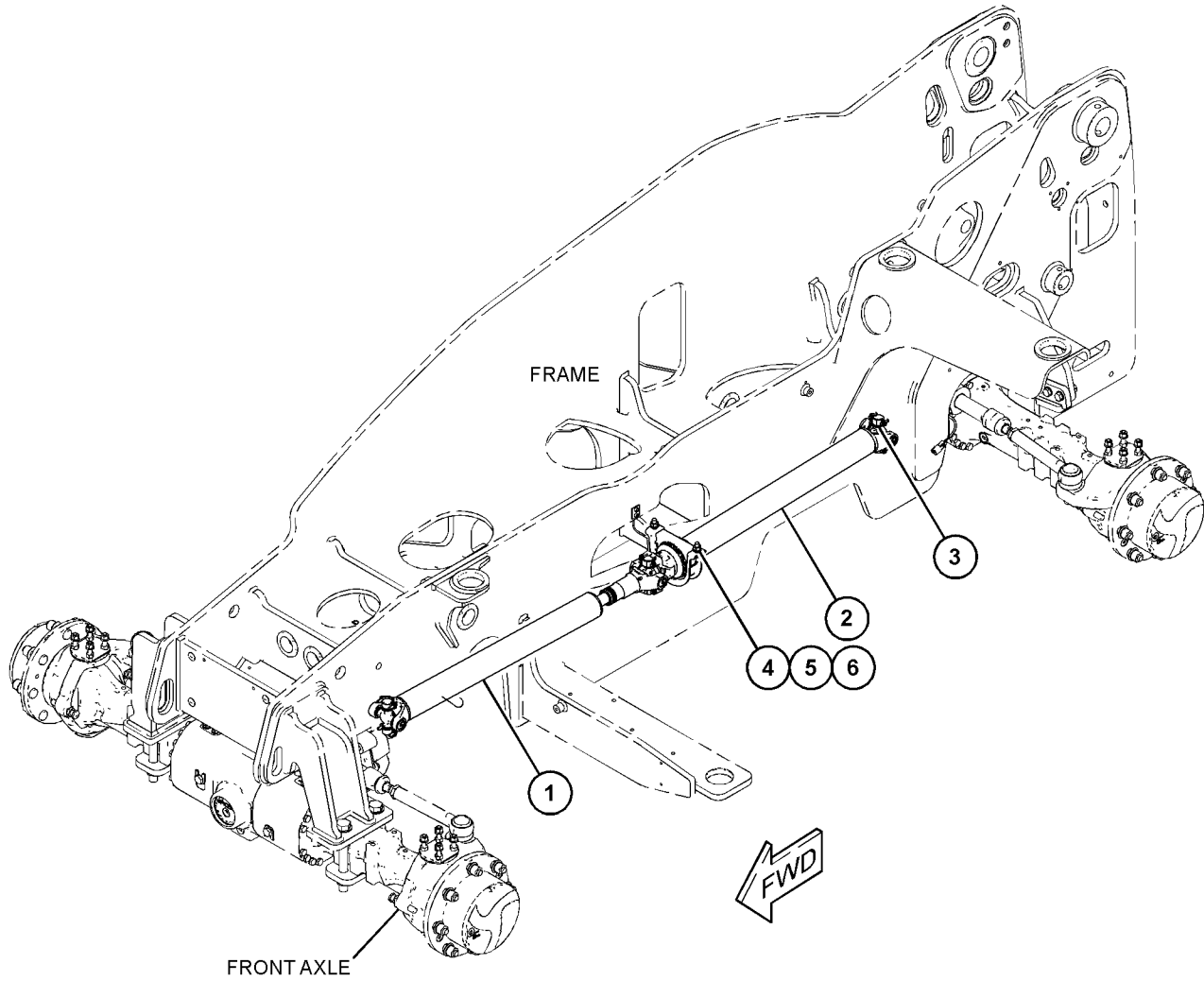
NOTE	REF NO	GRAPHIC REF	PART NUMBER	QTY	PART NAME	SEE PAGE
					1 2 3 4 5 6 (PRODUCT LEVEL)	
	1	1	492-2137	1	SHAFT GP-DRIVE	
		1	392-6301	1	KIT-SPIDER & BEARING	
	2	1	216-4178	1	SHAFT AS	
		1	392-6301	2	KIT-SPIDER & BEARING	
	3	1	327-6739	6	FASTENER	
M	4	1	8T-4956	2	BOLT (M12X1.75X35-MM)	
M	5	1	471-2121	2	NUT (M12X1.75-THD)	
	6	1	8T-4223	4	WASHER-HARD (13.5X25.5X3-MM THK)	

M - METRIC PART

POWER TRAIN

492-2136 SHAFT GP-DRIVE (contd.)

i06586892



GRAPHIC #1

<END>

g06038017

POWER TRAIN

492-2940 TIRE & RIM GP

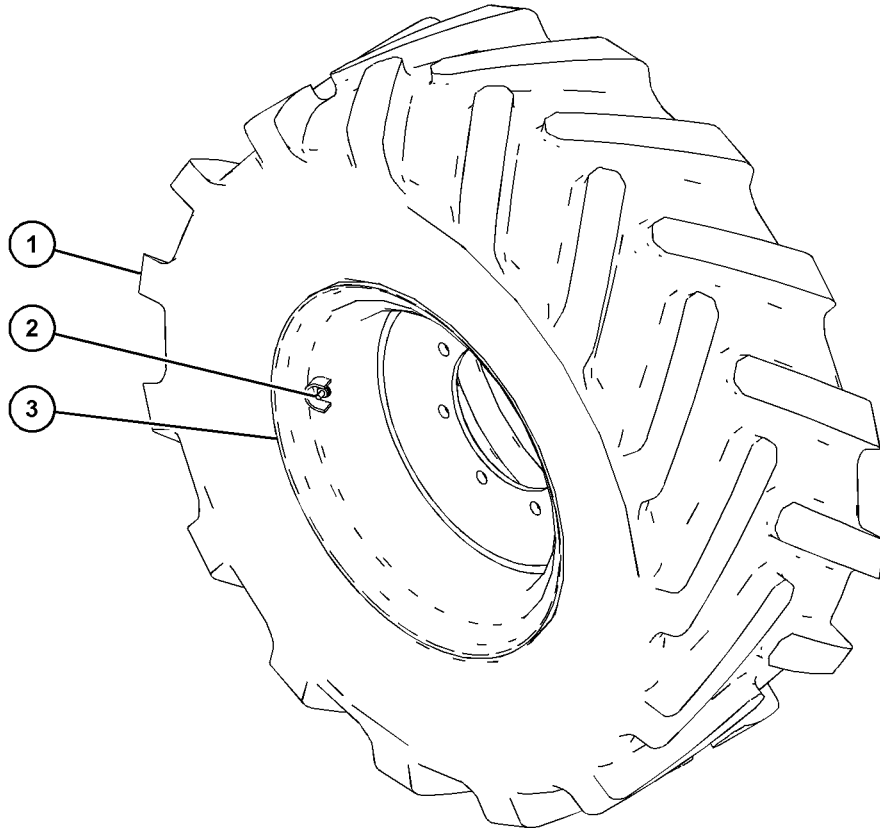
(13X20) . LH

PART OF 492-2938 WHEEL GP
AN ATTACHMENT

SMCS-4202

i06586929

NOTE	REF NO	GRAPHIC REF	PART NUMBER	QTY	PART NAME						SEE PAGE
					1	2	3	4	5	6 (PRODUCT LEVEL)	
	1	1	492-6756	1	TIRE (405/70R-20)						
	2	1	492-6757	1	VALVE AS-TIRE						
	3	1	492-2939	1	RIM AS						



GRAPHIC #1

<END>

g06038325

POWER TRAIN

492-3222 TIRE & RIM GP

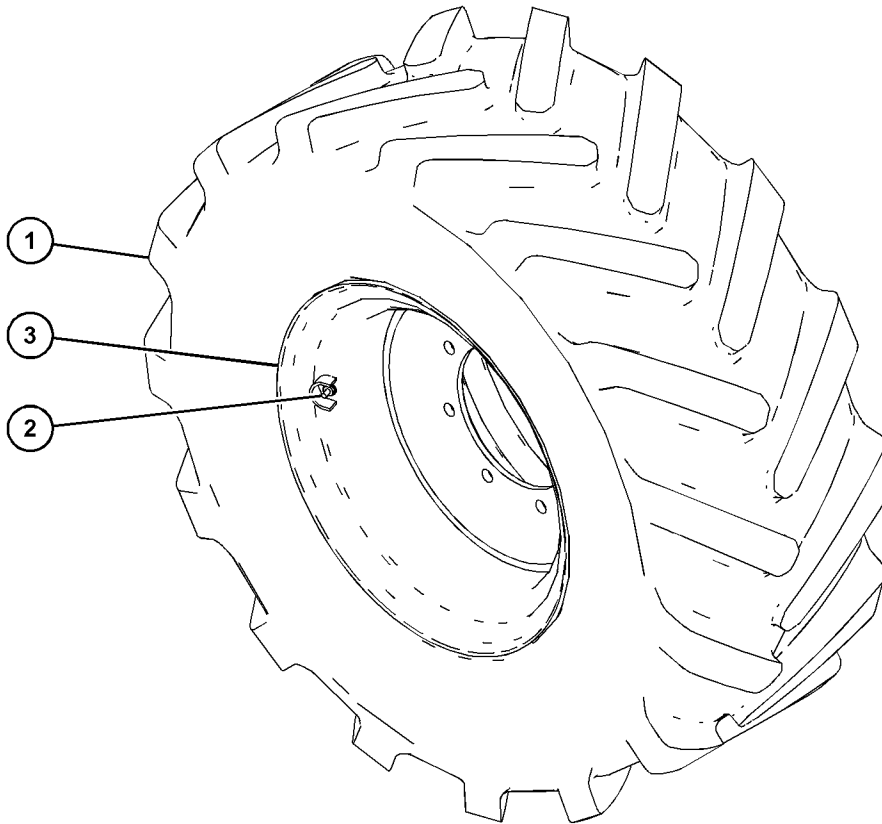
(13X20) . RH

PART OF 492-2938 WHEEL GP
AN ATTACHMENT

SMCS-4202

i06586884

NOTE	REF NO	GRAPHIC REF	PART NUMBER	QTY	PART NAME						SEE PAGE
					1	2	3	4	5	6 (PRODUCT LEVEL)	
	1	1	492-6756	1	TIRE (405/70R-20)						
	2	1	492-6757	1	VALVE AS-TIRE						
	3	1	492-2939	1	RIM AS						



GRAPHIC #1

<END>

g06037921

POWER TRAIN

492-3919 TIRE & RIM GP

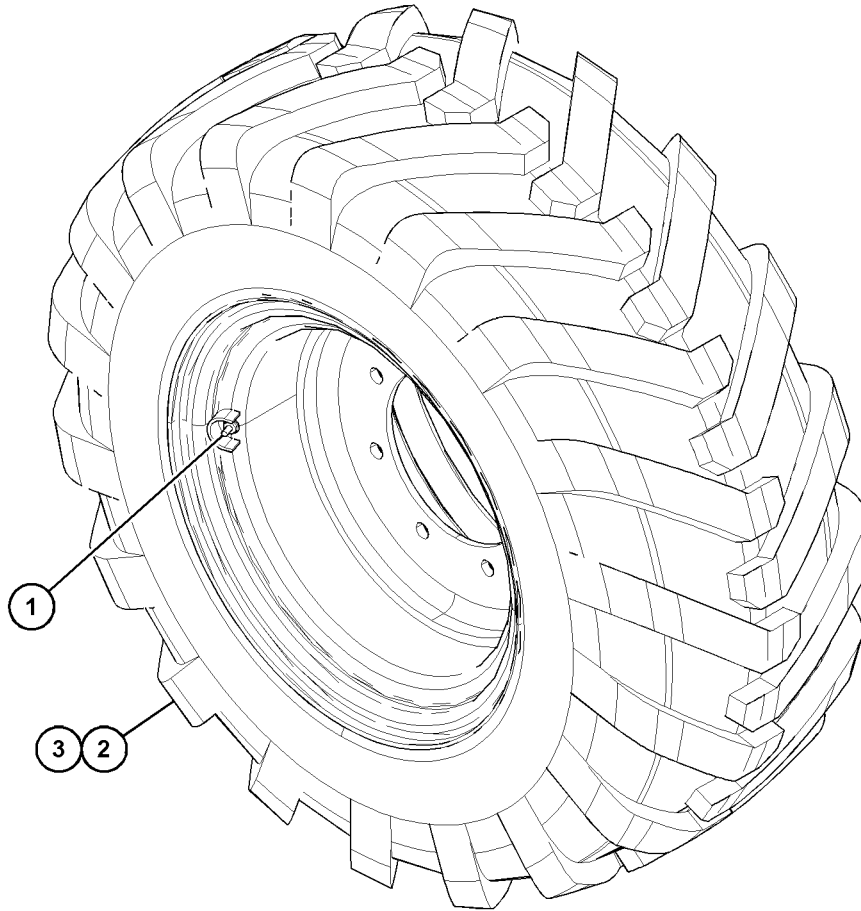
(13X20)

PART OF 492-3918 WHEEL GP
AN ATTACHMENT

SMCS-4202

i06586886

NOTE	REF NO	GRAPHIC REF	PART NUMBER	QTY	PART NAME						SEE PAGE
					1	2	3	4	5	6 (PRODUCT LEVEL)	
	1	1	492-6757	1	VALVE AS-TIRE						
	2	1	492-3921	1	TIRE (400/70R-20)						
	3	1	492-2939	1	RIM AS						



GRAPHIC #1

<END>

g06037244

POWER TRAIN

492-3920 TIRE & RIM GP

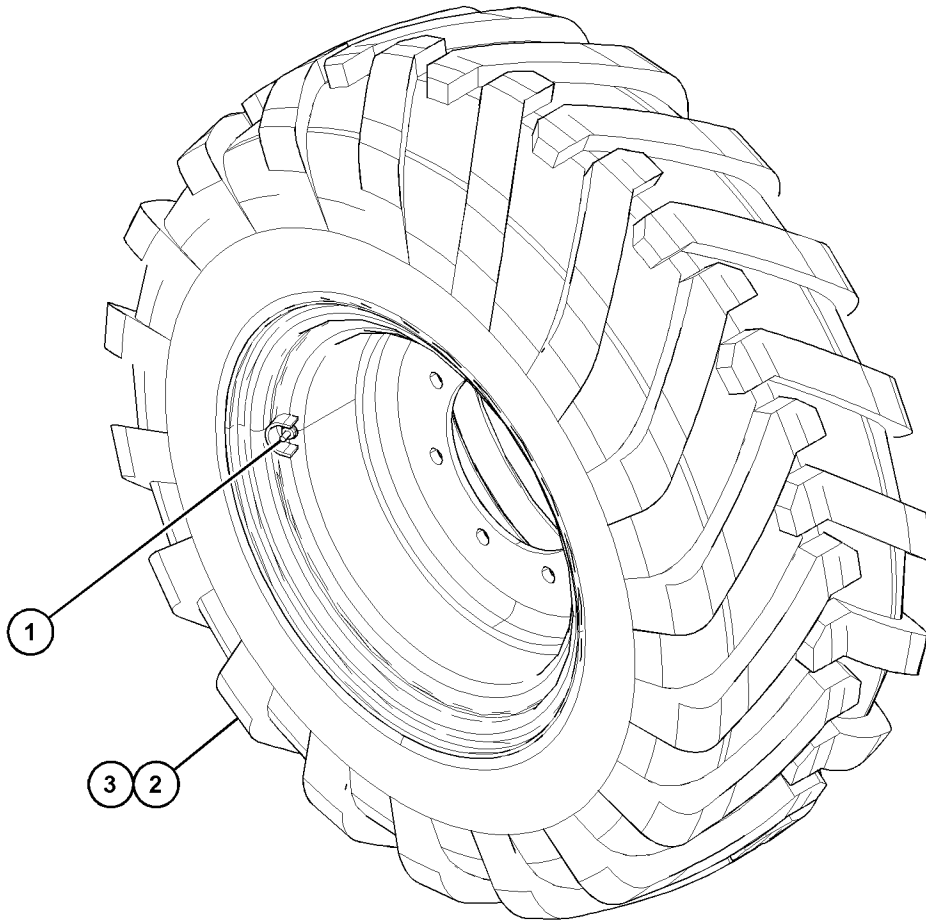
(13X20)

PART OF 492-3918 WHEEL GP
AN ATTACHMENT

SMCS-4202

i06588270

NOTE	REF NO	GRAPHIC REF	PART NUMBER	QTY	PART NAME						SEE PAGE
					1	2	3	4	5	6 (PRODUCT LEVEL)	
	1	1	492-6757	1	VALVE AS-TIRE						
	2	1	492-3921	1	TIRE (400/70R-20)						
	3	1	492-2939	1	RIM AS						



GRAPHIC #1

<END>

g06037242

POWER TRAIN

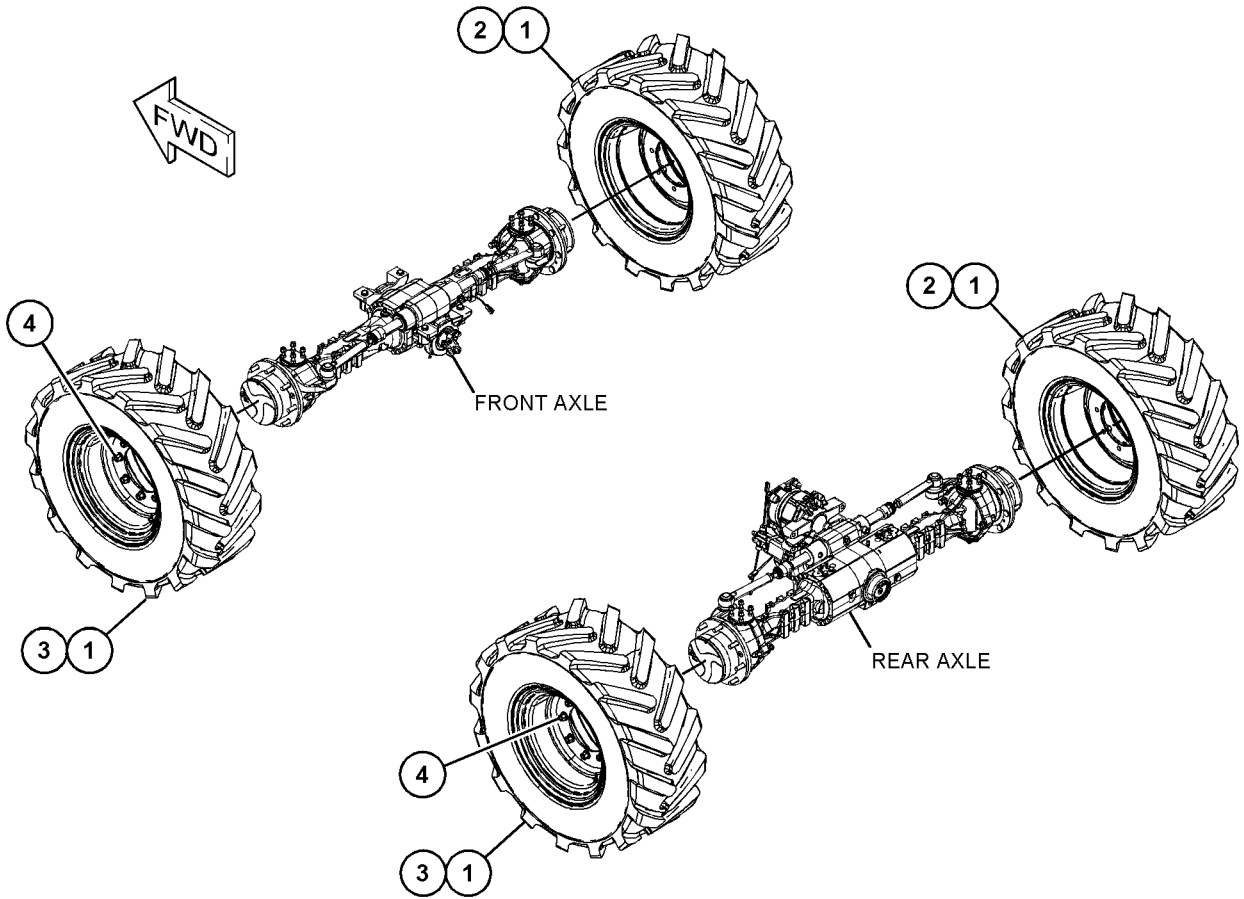
492-2938 WHEEL GP AN ATTACHMENT

SMCS-4201, 4208

i06810179

NOTE	REF NO	GRAPHIC REF	PART NUMBER	QTY	PART NAME						SEE PAGE
					1	2	3	4	5	6 (PRODUCT LEVEL)	
	1	1	453-6476	4	FILM-IDENTIFICATION (TIRE PRESSURE)						
Y	2	1	492-3222	2	TIRE & RIM GP (RH)						242
Y	3	1	492-2940	2	TIRE & RIM GP (LH)						241
	4	1	507-3153	1	FASTENER GP (WHEEL)						
		1	309-9039	32	NUT-LUG						

Y - SEPARATE ILLUSTRATION



GRAPHIC #1

<END>

g06130973

POWER TRAIN

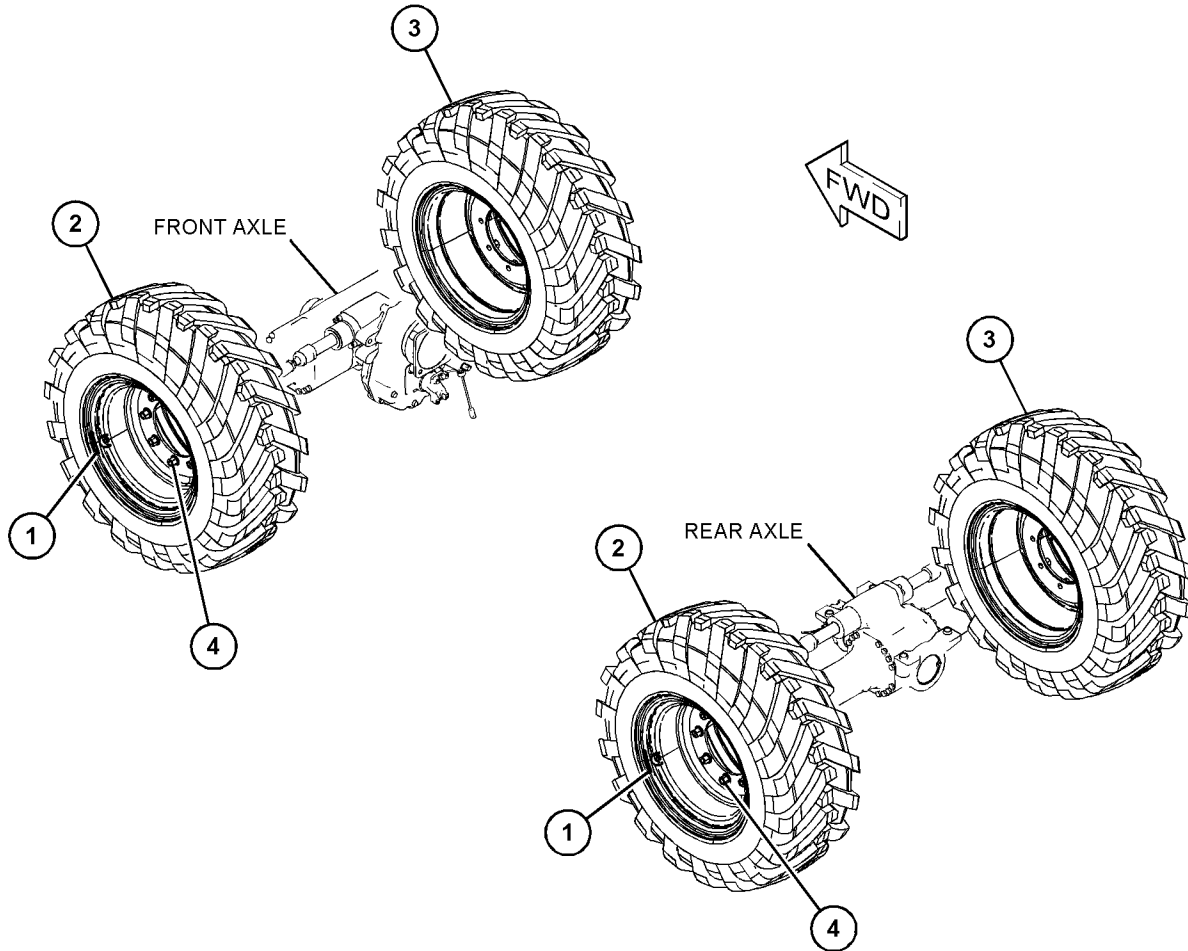
492-3918 WHEEL GP AN ATTACHMENT

SMCS-4201, 4208

i06810177

NOTE	REF NO	GRAPHIC REF	PART NUMBER	QTY	PART NAME						SEE PAGE
					1	2	3	4	5	6 (PRODUCT LEVEL)	
	1	1	348-9444	4	FILM-INFORMATION (TIRE PRESSURE)						
Y	2	1	492-3920	2	TIRE & RIM GP (LH)						244
Y	3	1	492-3919	2	TIRE & RIM GP (RH)						243
	4	1	507-3153	1	FASTENER GP (WHEEL)						
		1	309-9039	32	NUT-LUG						

Y - SEPARATE ILLUSTRATION



GRAPHIC #1

<END>

g06130967

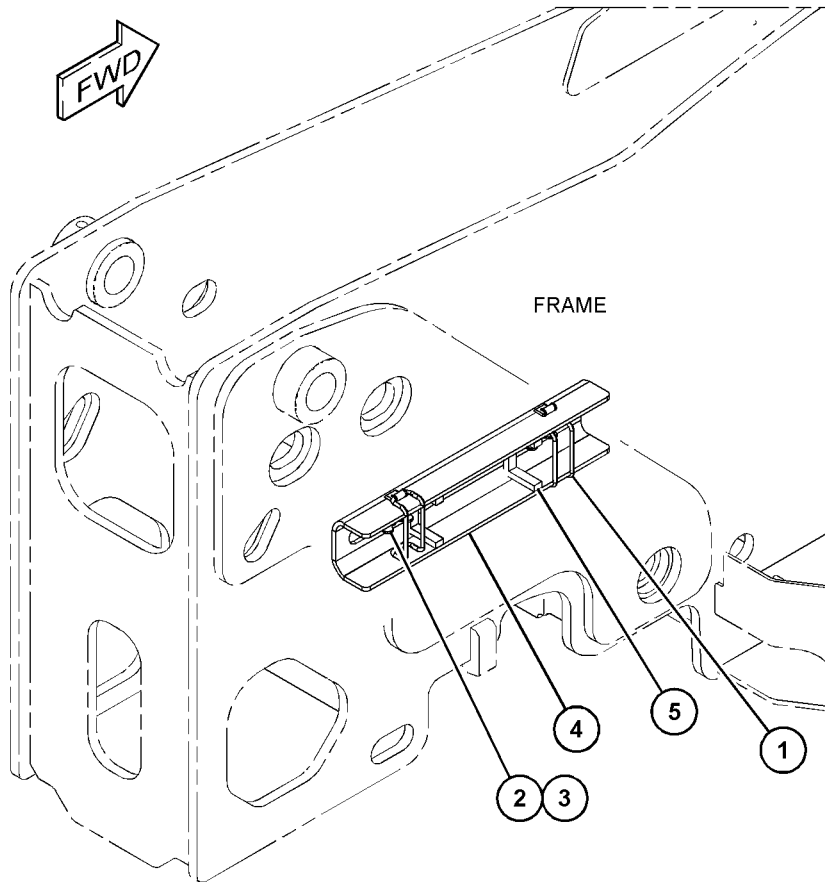
FRAME AND BODY

492-5088 BRACKET GP-MOUNTING-BOOM NOT FOR NACD REGION AN ATTACHMENT

SMCS-1429

i06586863

NOTE	REF NO	GRAPHIC REF	PART NUMBER	QTY	PART NAME						SEE PAGE
					1	2	3	4	5	6 (PRODUCT LEVEL)	
	1	1	329-3624	2	SEAL-O-RING						
	2	1	492-5067	2	NUT-WING						
	3	1	266-5360	2	WASHER (13X37X3-MM THK)						
	4	1	492-5068	1	BRACKET AS						
	5	1	492-5089	2	SEAL						



GRAPHIC #1

<END>

g06039858

FRAME AND BODY

503-1699 BRACKET GP-MOUNTING

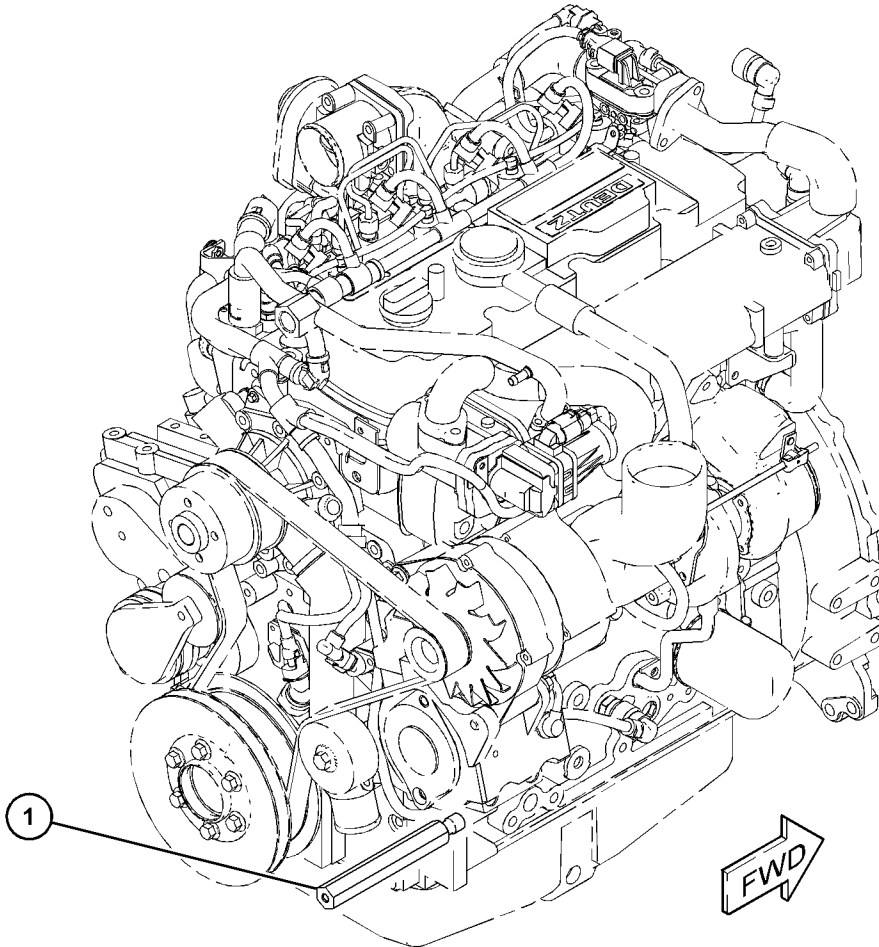
WITHOUT AIR CONDITIONER

PART OF 502-3551 CAB AR, 502-3553 CAB AR-ENCLOSED ROPS
AN ATTACHMENT

SMCS-1429

i06591339

NOTE	REF NO	GRAPHIC REF	PART NUMBER	QTY	PART NAME						SEE PAGE
					1	2	3	4	5	6 (PRODUCT LEVEL)	
	1	1	503-1700	1	BRACKET (LOWER)						



GRAPHIC #1

<END>

g06040022

FRAME AND BODY

516-9439 BRACKET GP-MOUNTING

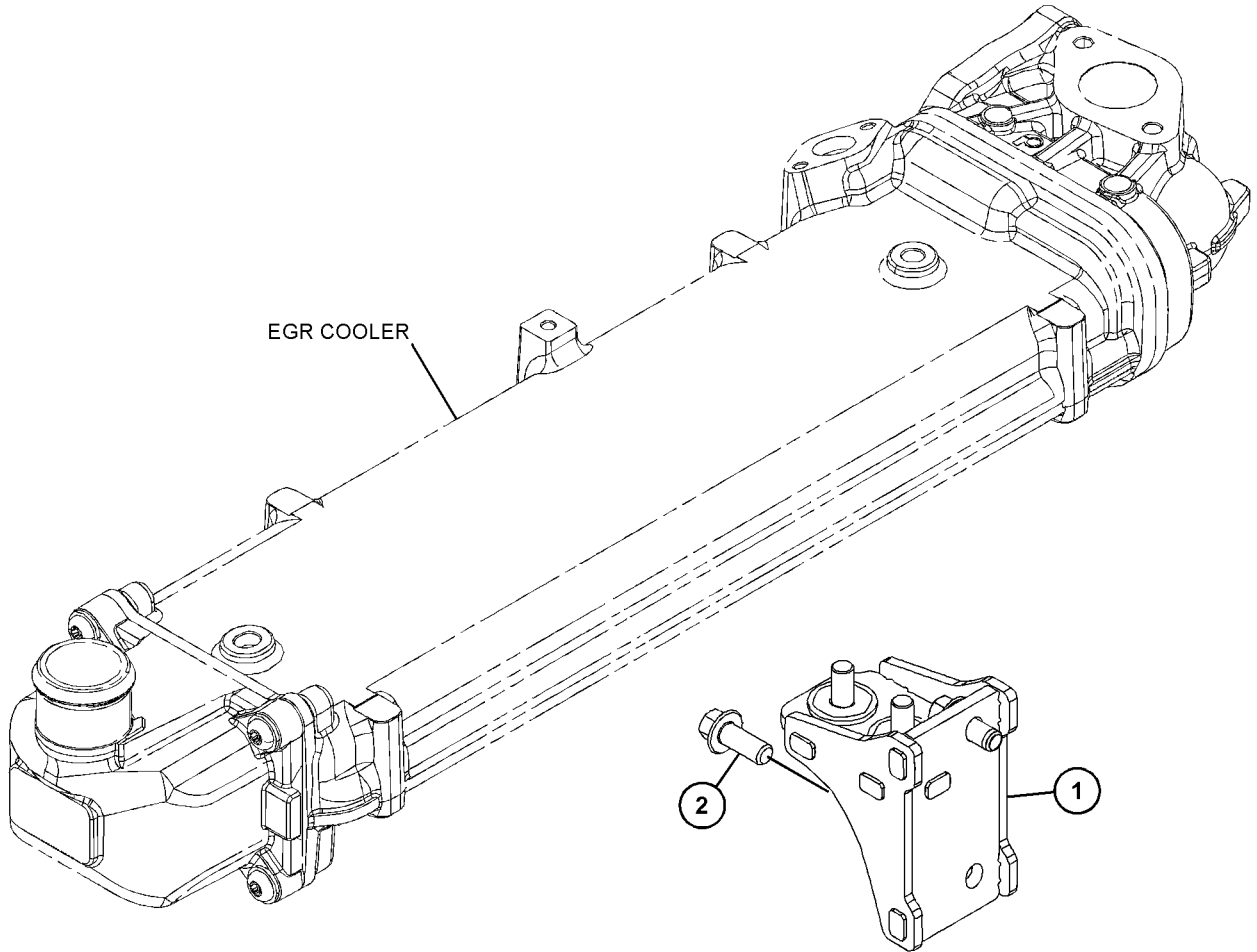
S/N: TD21-UP

PART OF 492-2140 ENGINE AR-PRIMARY
AN ATTACHMENT

SMCS-1429

i06814128

NOTE	REF NO	GRAPHIC REF	PART NUMBER	QTY	PART NAME						SEE PAGE
					1	2	3	4	5	6 (PRODUCT LEVEL)	
	1	1	459-3300	1	BRACKET						
	2	1	447-2140	2	BOLT						



GRAPHIC #1

<END>

g06127466

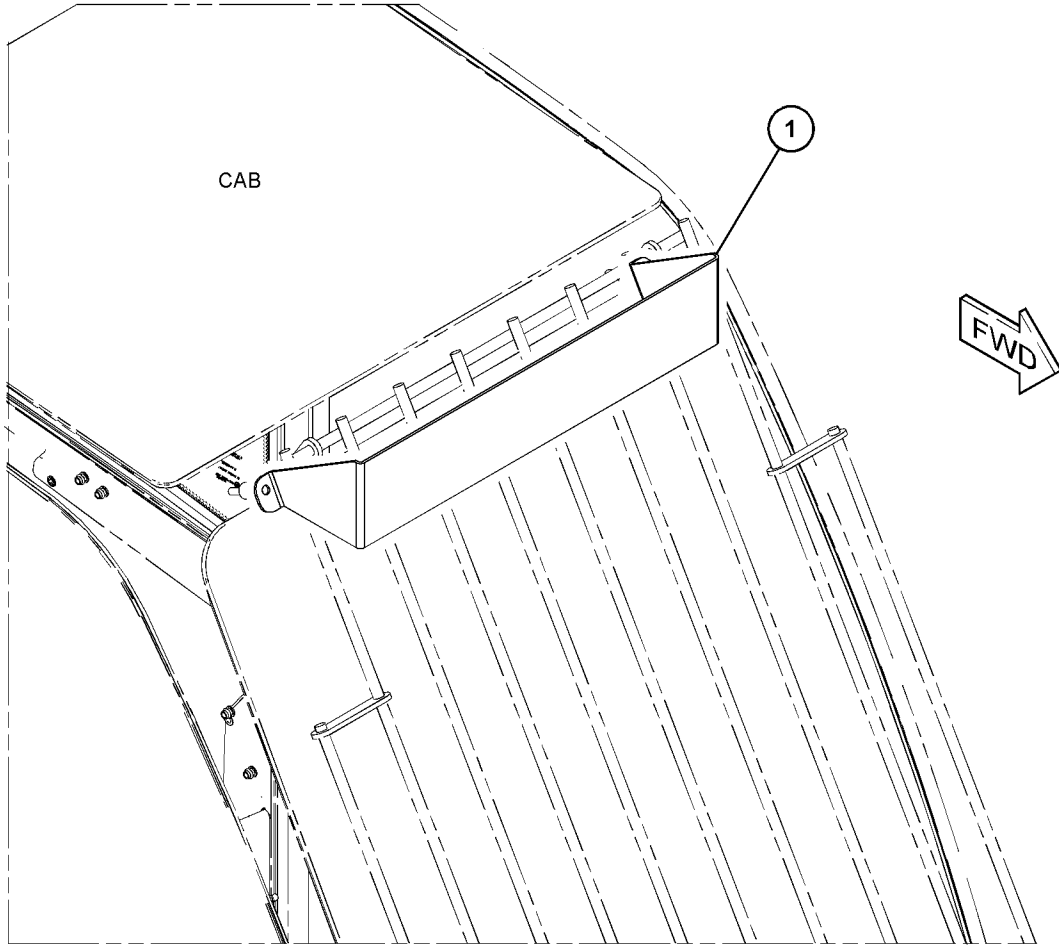
FRAME AND BODY

518-2673 BRACKET GP-MOUNTING FOR USE WITH CAB SCREEN, ROOF GUARD AN ATTACHMENT

SMCS-1429

i06809292

NOTE	REF NO	GRAPHIC REF	PART NUMBER	QTY	PART NAME						SEE PAGE
					1	2	3	4	5	6 (PRODUCT LEVEL)	
	1	1	518-2671	1	BRACKET						



GRAPHIC #1

<END>

g06125747

FRAME AND BODY

518-2674 BRACKET GP-MOUNTING

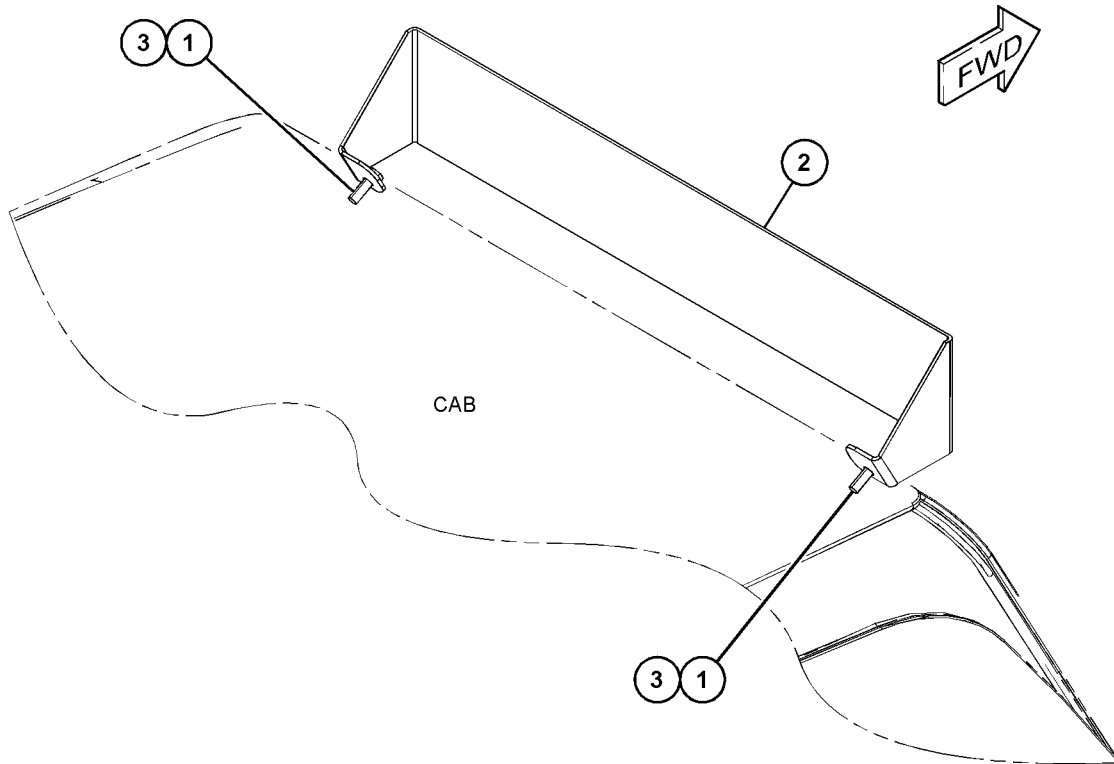
CANNOT BE USED WITH CAB SCREEN GUARD, ROOF GUARD
AN ATTACHMENT

SMCS-1429

i06809349

NOTE	REF NO	GRAPHIC REF	PART NUMBER	QTY	PART NAME						SEE PAGE
					1	2	3	4	5	6 (PRODUCT LEVEL)	
M	1	1	8T-4908	2	BOLT (M8X1.25X25-MM)						
	2	1	518-2672	1	BRACKET						
	3	1	8T-4224	2	WASHER-HARD (8.8X16X2-MM THK)						

M - METRIC PART



GRAPHIC #1

<END>

g06125533

FRAME AND BODY

505-0886 COUNTERWEIGHT GP

60-KG (132.2-LB)

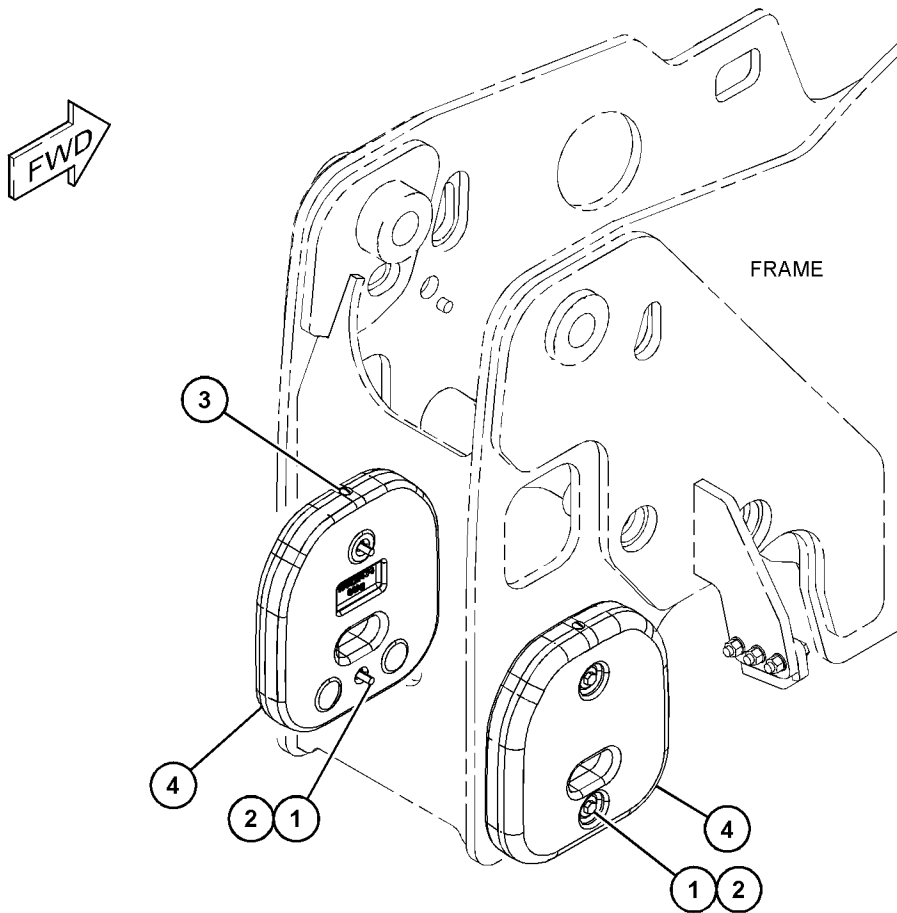
PART OF 495-2470, 495-2471, 495-2472, 495-2473, 495-2474, 495-2475, 495-2476 HITCH
AR
AN ATTACHMENT

SMCS-7056

i06603310

NOTE	REF NO	GRAPHIC REF	PART NUMBER	QTY	PART NAME						SEE PAGE
					1	2	3	4	5	6 (PRODUCT LEVEL)	
M	1	1	8T-6868	4	BOLT (M12X1.75X80-MM)						
	2	1	266-5360	4	WASHER (13X37X3-MM THK)						
	3	1	495-6218	2	SCREW						
	4	1	505-0887	2	COUNTERWEIGHT						

M - METRIC PART



GRAPHIC #1

<END>

g06044056

FRAME AND BODY

494-2350 COVER & MTG GP - CHASSIS

S/N: TD21-UP

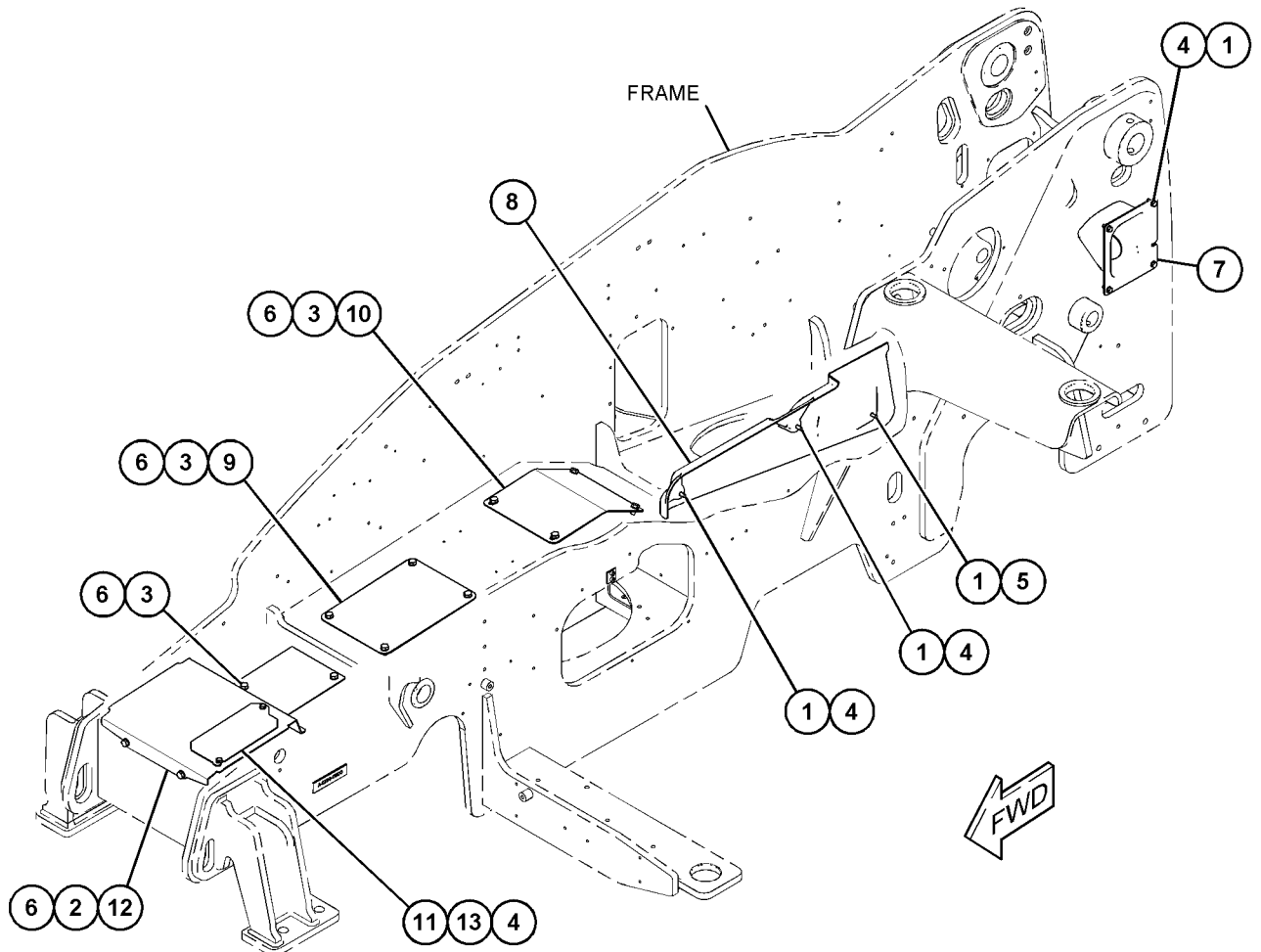
PART OF 495-1910 CHASSIS AR

SMCS-7150, 795C

i06603251

NOTE	REF NO	GRAPHIC REF	PART NUMBER	QTY	PART NAME						SEE PAGE
					1	2	3	4	5	6 (PRODUCT LEVEL)	
M	1	1	8T-4189	7	BOLT (M8X1.25X20-MM)						
	2	1	351-4649	2	SCREW-MACHINE (HEX HEAD)						
M	3	1	8T-4137	10	BOLT (M10X1.5X20-MM)						
	4	1	8T-4224	8	WASHER-HARD (8.8X16X2-MM THK)						
	5	1	309-3997	1	WASHER (8.4X25X2-MM THK)						
	6	1	8T-4121	12	WASHER-HARD (11X21X2.5-MM THK)						
	7	1	494-2032	1	COVER						
	8	1	494-2327	1	COVER						
	9	1	494-2066	1	PLATE						
	10	1	494-2069	1	PLATE						
	11	1	506-0543	1	PLATE						
	12	1	506-0542	1	PLATE AS						
M	13	1	8T-4200	2	BOLT (M8X1.25X16-MM)						

M - METRIC PART



GRAPHIC #1

<END>

g06096947

FRAME AND BODY

474-9856 COVER GP-FRONT

PART OF 495-6202 TRIM GP-CAB

AN ATTACHMENT

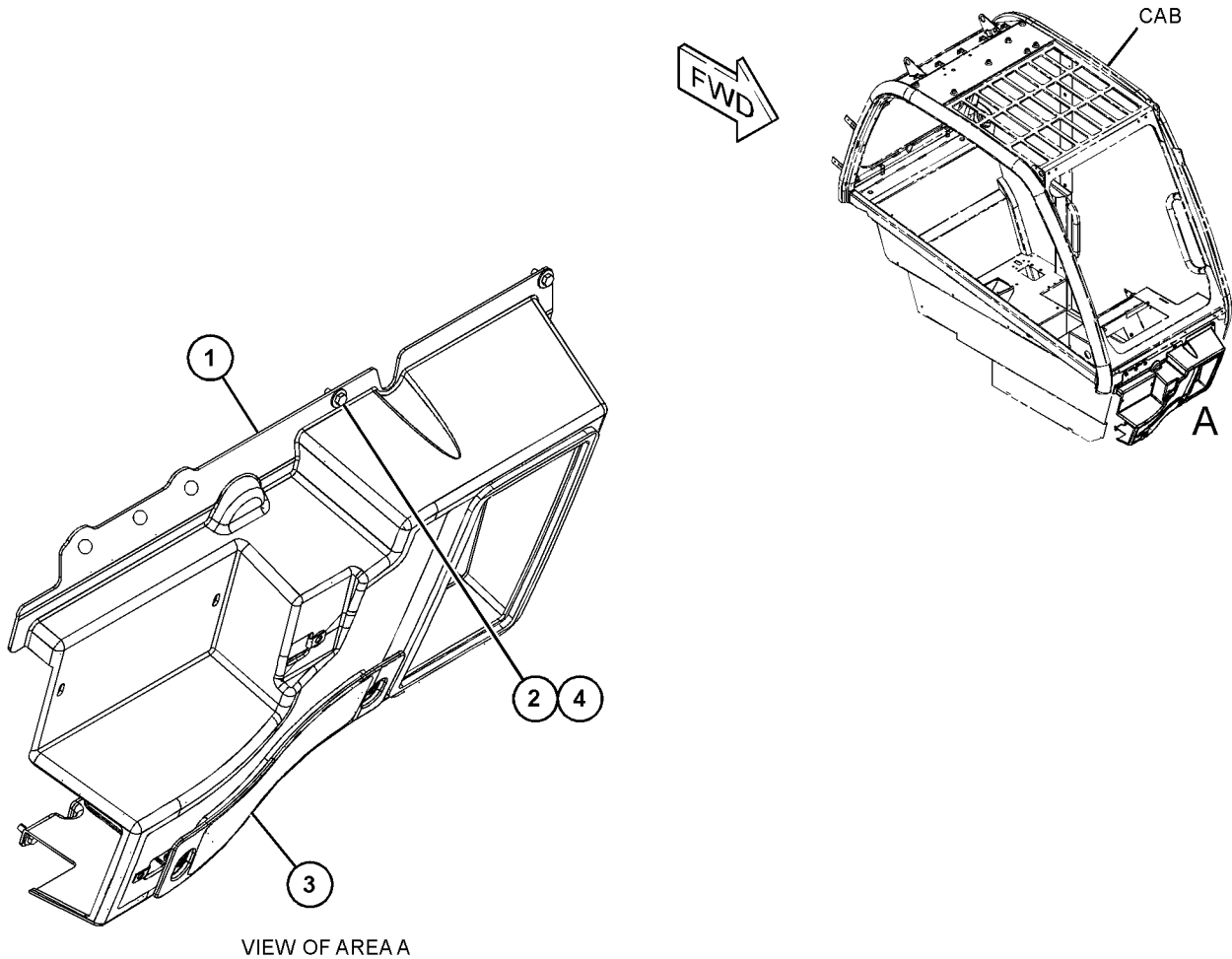
SMCS-7150, 7158, 726A, 795C

i06850978

NOTE	REF NO	GRAPHIC REF	PART NUMBER	QTY	PART NAME						SEE PAGE
					1	2	3	4	5	6 (PRODUCT LEVEL)	
	1	1	474-9864	1	COVER GP						
M		1	341-7590	2	NUT (M6X1-THD)						
		1	474-9865	1	SEAL						
		1	474-9866	1	SEAL						
		1	474-9867	2	NUT						
CM	2	1	5C-9553	7	BOLT (M6X1X16-MM)						
	3	1	474-9861	1	PANEL AS						
		1	473-6973	2	SCREW-SPECIAL						
		1	473-6976	2	CLIP-RETAINING						
		1	474-9863	1	CLIP						
	4	1	5W-1417	7	WASHER (6.4X18X1.6-MM THK)						

C - CHANGE FROM PREVIOUS TYPE

M - METRIC PART



GRAPHIC #1

<END>

g06144845

FRAME AND BODY

492-4867 COVER GP-ACCESS-REAR

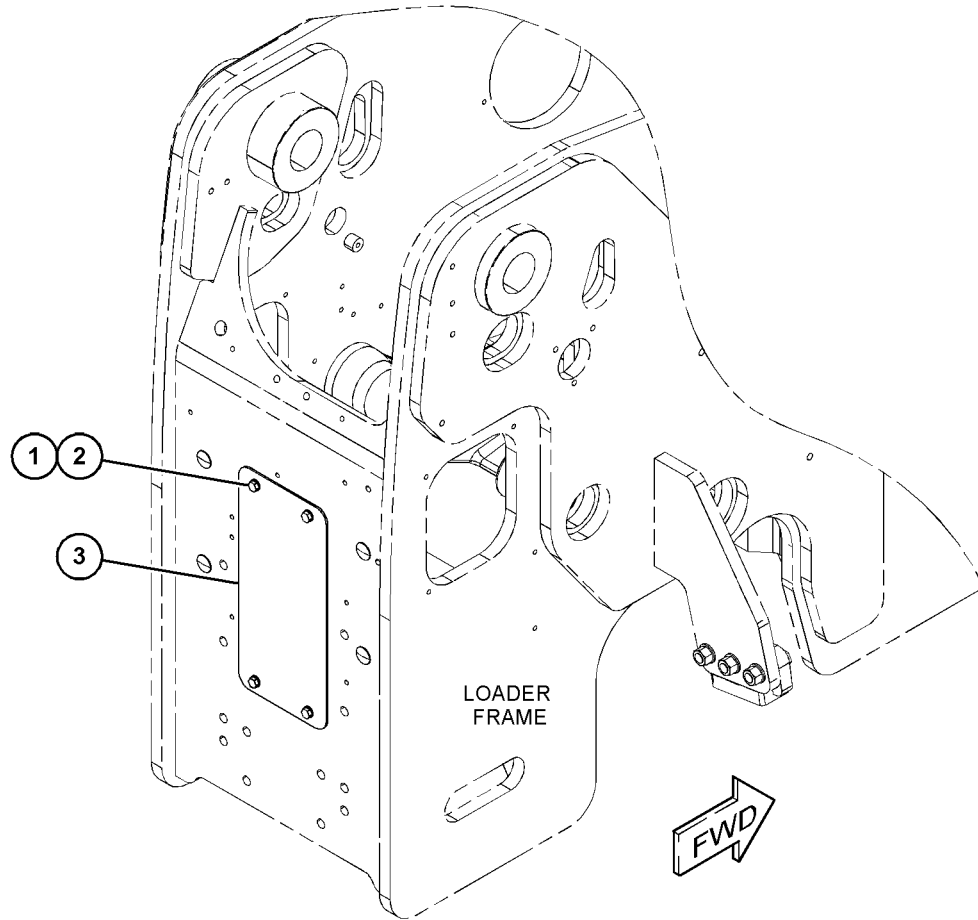
PART OF 495-2470, 495-2471, 495-2472, 495-2473, 495-2474, 495-2475, 495-2476 HITCH
AR
AN ATTACHMENT

SMCS-726A

i06586866

NOTE	REF NO	GRAPHIC REF	PART NUMBER	QTY	PART NAME						SEE PAGE
					1	2	3	4	5	6 (PRODUCT LEVEL)	
M	1	1	8T-4189	2	BOLT (M8X1.25X20-MM)						
	2	1	8T-4224	2	WASHER-HARD (8.8X16X2-MM THK)						
	3	1	492-5074	1	PLATE						

M - METRIC PART



GRAPHIC #1

<END>

g06037463

FRAME AND BODY

495-7661 ENCLOSURE GP-ENGINE

PART OF 503-5065, 506-2061 ENGINE AR-COMplete
AN ATTACHMENT

SMCS-7263

i06601093

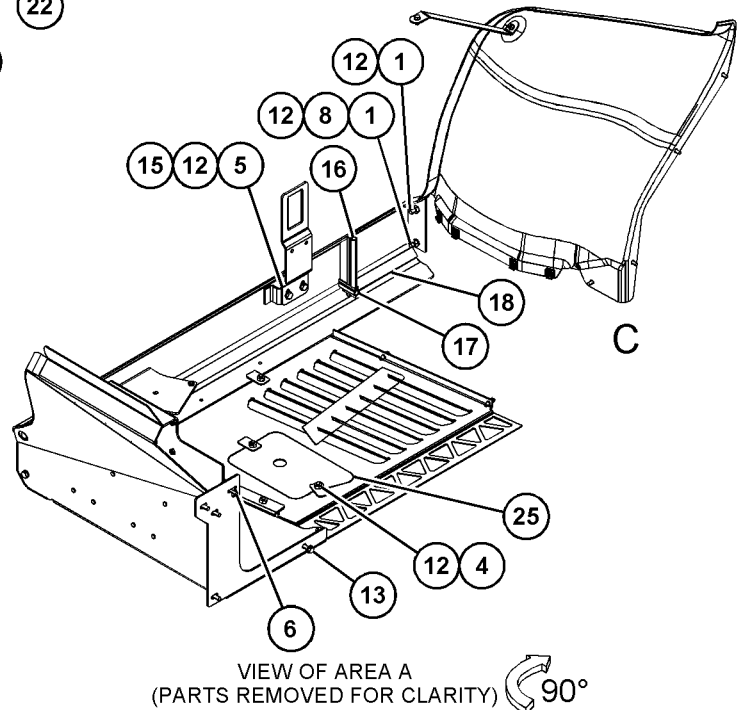
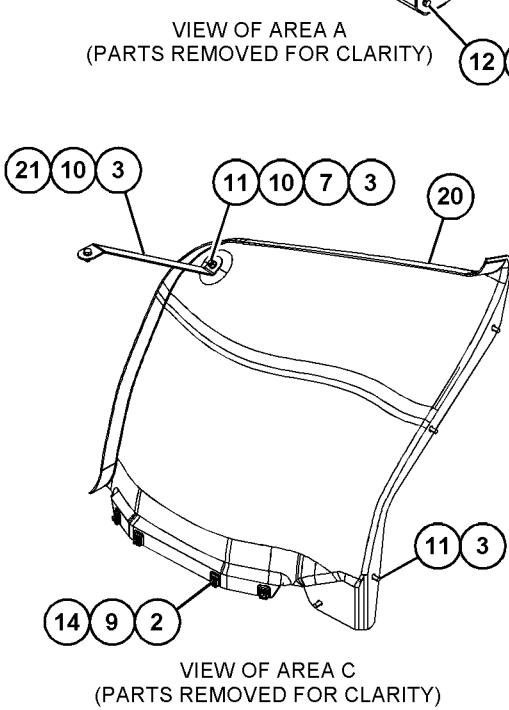
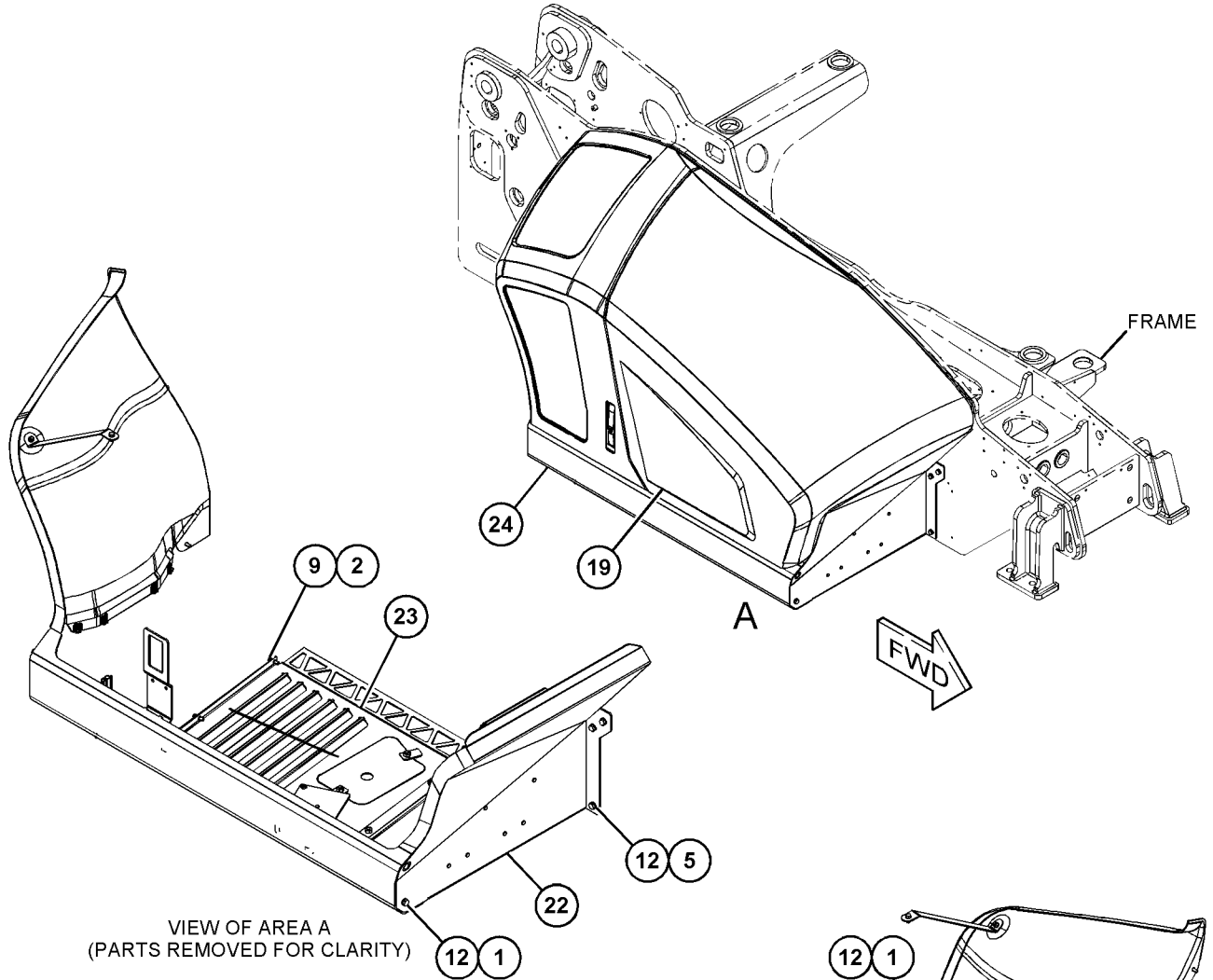
NOTE	REF NO	GRAPHIC REF	PART NUMBER	QTY	PART NAME						SEE PAGE
					1	2	3	4	5	6 (PRODUCT LEVEL)	
M	1	1	8T-4186	4	BOLT (M10X1.5X40-MM)						
M	2	1	6V-7357	6	BOLT (M6X1X25-MM)						
M	3	1	8T-4189	6	BOLT (M8X1.25X20-MM)						
M	4	1	8T-4137	6	BOLT (M10X1.5X20-MM)						
M	5	1	8T-4136	5	BOLT (M10X1.5X25-MM)						
	6	1	466-2670	1	BOLT AS						
M	7	1	5C-7261	1	NUT (M8X1.25-THD)						
M	8	1	8T-0389	1	LOCKNUT (M10X1.5-THD)						
	9	1	8T-4205	6	WASHER-HARD (7.2X14.5X2-MM THK)						
	10	1	8T-4224	2	WASHER-HARD (8.8X16X2-MM THK)						
	11	1	309-3997	5	WASHER (8.4X25X2-MM THK)						
	12	1	8T-4121	16	WASHER-HARD (11X21X2.5-MM THK)						
	13	1	298-7397	1	BOLT						
M	14	1	341-7590	4	NUT (M6X1-THD)						
	15	1	459-7674	1	PLATE						
	16	1	495-7696	1	SEAL						
	17	1	495-7697	1	SEAL						
	18	1	495-7698	1	SEAL						
Y	19	1	495-7593	1	HOOD GP-ENGINE						279
	20	1	495-7655	1	COVER						
	21	1	495-7760	1	PLATE						
	22	1	495-7761	1	PLATE AS						
	23	1	495-7763	1	PLATE AS						
	24	1	495-7764	1	PLATE AS						
	25	1	495-7766	1	PLATE						

M - METRIC PART
Y - SEPARATE ILLUSTRATION

FRAME AND BODY

495-7661 ENCLOSURE GP-ENGINE (contd.)

106601093



GRAPHIC #1

<END>

g06042062

FRAME AND BODY

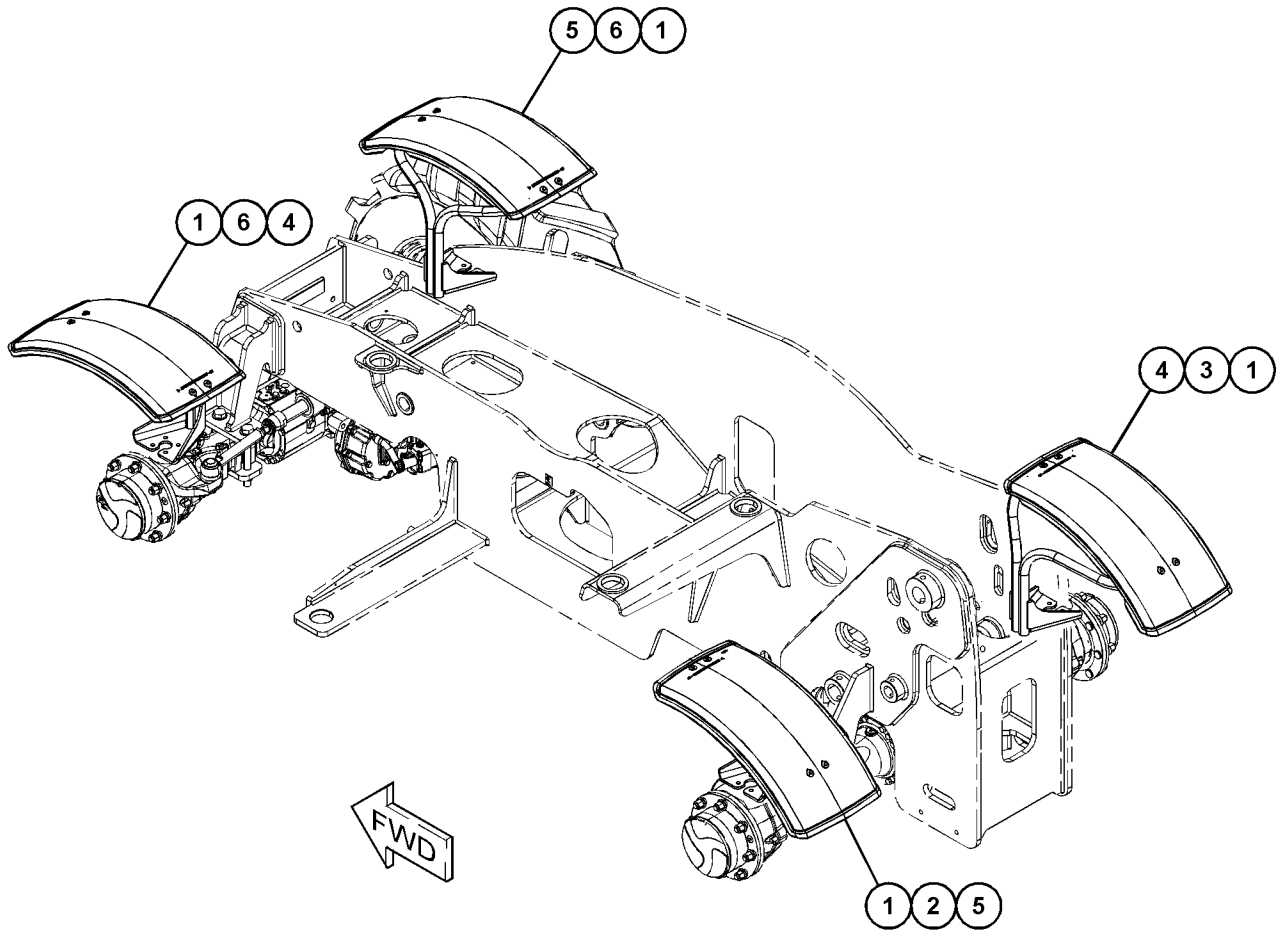
492-2088 FENDER GP

PART OF 495-1910, 495-1911 CHASSIS AR

SMCS - 7252

i06603248

NOTE	REF NO	GRAPHIC REF	PART NUMBER	QTY	PART NAME						SEE PAGE
					1	2	3	4	5	6 (PRODUCT LEVEL)	
	1	1	474-7179	16	SCREW-SPECIAL						
	2	1	492-1510	1	BRACKET AS						
	3	1	492-1511	1	BRACKET AS						
	4	1	492-1512	2	FENDER						
	5	1	492-1513	2	FENDER						
	6	1	492-1514	2	BRACKET AS						



GRAPHIC #1

<END>

g06042493

FRAME AND BODY

494-3654 FRAME GP-LOADER

S/N: TD31-UP

PART OF 495-1911 CHASSIS AR

SMCS-7054

i06822970

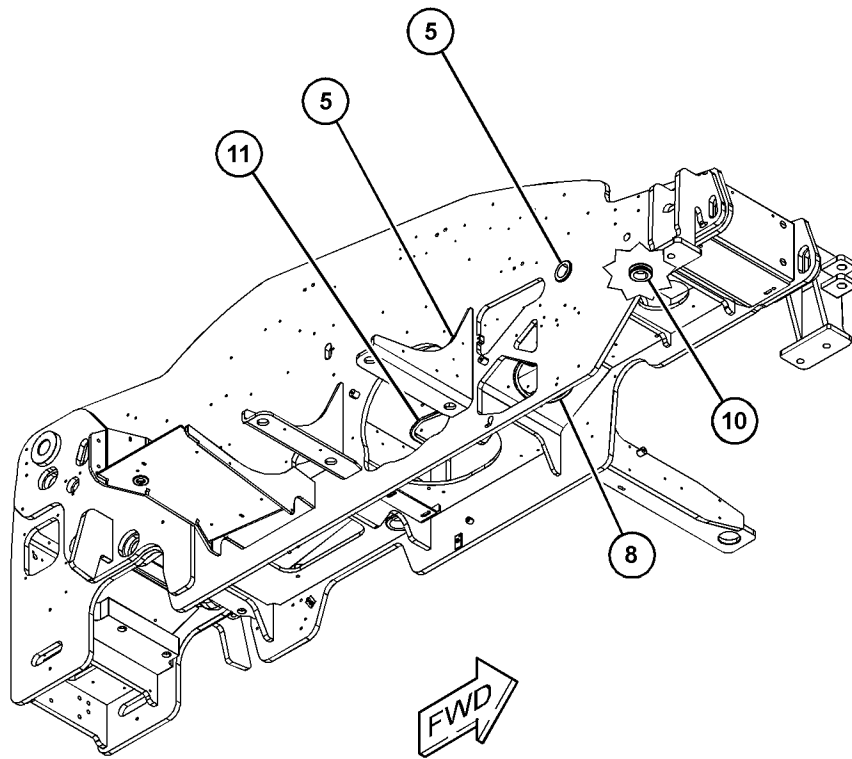
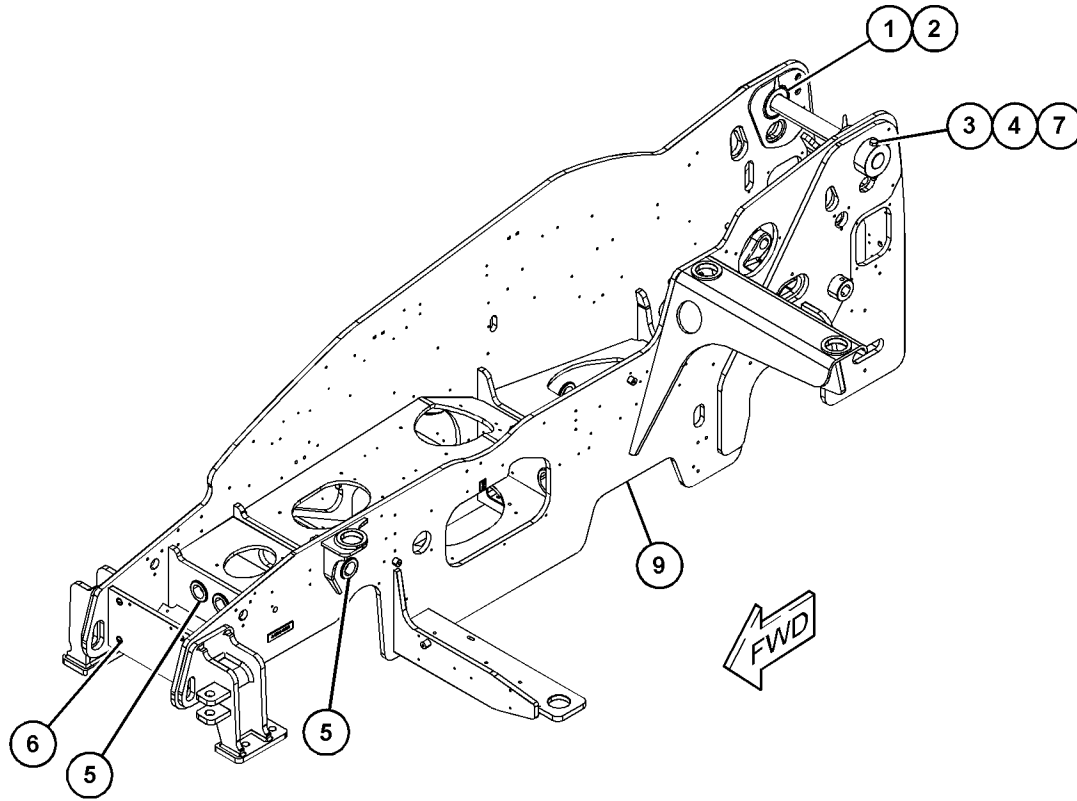
NOTE	REF NO	GRAPHIC REF	PART NUMBER	QTY	PART NAME						SEE PAGE
					1	2	3	4	5	6 (PRODUCT LEVEL)	
B	1	1	510-1177	1	SHIM (0.5-MM THK)						
B	2	1	510-1178	1	SHIM (0.5-MM THK)						
	3	1	459-8886	1	BOLT (M16-THD)						
M	4	1	8T-4132	1	NUT (M16X2-THD)						
	5	1	133-4409	6	GROMMET						
	6	1	329-3606	8	PLUG						
	7	1	494-3719	1	PIN						
	8	1	494-3733	1	GROMMET						
	9	1	494-3734	1	FRAME AS						
	10	1	5I-3878	1	GROMMET						
	11	1	503-5002	1	GROMMET						

B - USE AS REQUIRED
M - METRIC PART

FRAME AND BODY

494-3654 FRAME GP-LOADER (contd.)

i06822970



(VIEWED FROM BOTTOM)

GRAPHIC #1

<END>

g06132530

FRAME AND BODY

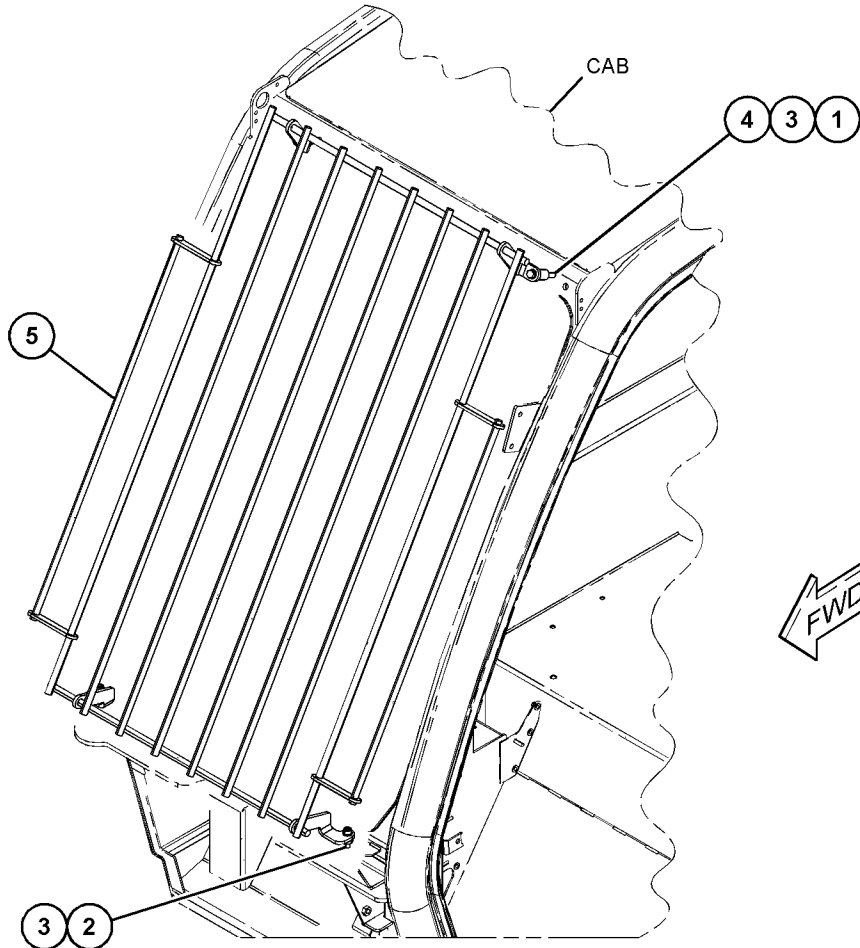
471-9523 GUARD GP-FRONT AN ATTACHMENT

SMCS-7167

i06102993

NOTE	REF NO	GRAPHIC REF	PART NUMBER	QTY	PART NAME						SEE PAGE
					1	2	3	4	5	6 (PRODUCT LEVEL)	
	1	1	471-9527	2	SPACER (9X18X28-MM THK)						
M	2	1	6V-5192	2	BOLT-SOCKET HEAD (M8X1.25X30-MM)						
	3	1	8T-4224	4	WASHER-HARD (8.8X16X2-MM THK)						
M	4	1	8T-6869	2	BOLT (M8X1.25X60-MM)						
	5	1	471-6162	1	GUARD AS-SCREEN						

M - METRIC PART



GRAPHIC #1

<END>

g03822403

FRAME AND BODY

495-2470 HITCH AR NOT FOR USE WITH ITALIAN MARKET AN ATTACHMENT

SMCS-7100

i06735376

NOTE	PART NUMBER	QTY	PART NAME						SEE PAGE
			1	2	3	4	5	6 (PRODUCT LEVEL)	
Y	505-0886	1	COUNTERWEIGHT GP						252
Y	492-4867	1	COVER GP-ACCESS (REAR)						255
Y	493-1118	1	HITCH GP						267
Y - SEPARATE ILLUSTRATION									
<END>									

495-2471 HITCH AR NOT FOR USE WITH ITALIAN MARKET AN ATTACHMENT

SMCS-7100

i06735371

NOTE	PART NUMBER	QTY	PART NAME						SEE PAGE
			1	2	3	4	5	6 (PRODUCT LEVEL)	
Y	505-0886	1	COUNTERWEIGHT GP						252
Y	492-4867	1	COVER GP-ACCESS (REAR)						255
Y	493-1119	1	HITCH GP-TOWING						270
Y - SEPARATE ILLUSTRATION									
<END>									

495-2472 HITCH AR ITALIAN MARKET ONLY AN ATTACHMENT

SMCS-7100

i06735373

NOTE	PART NUMBER	QTY	PART NAME						SEE PAGE
			1	2	3	4	5	6 (PRODUCT LEVEL)	
Y	505-0886	1	COUNTERWEIGHT GP						252
Y	492-4867	1	COVER GP-ACCESS (REAR)						255
Y	493-1121	1	HITCH GP-TOWING						271
Y - SEPARATE ILLUSTRATION									
<END>									

495-2473 HITCH AR AN ATTACHMENT

SMCS-7100

i06735168

NOTE	PART NUMBER	QTY	PART NAME						SEE PAGE
			1	2	3	4	5	6 (PRODUCT LEVEL)	
Y	505-0886	1	COUNTERWEIGHT GP						252
Y	492-4867	1	COVER GP-ACCESS (REAR)						255
Y	493-1123	1	HITCH GP-TOWING						272
Y - SEPARATE ILLUSTRATION									
<END>									

FRAME AND BODY

495-2474 HITCH AR ITALIAN MARKET ONLY AN ATTACHMENT

SMCS-7100

i06735372

NOTE	PART NUMBER	QTY	PART NAME 1 2 3 4 5 6 (PRODUCT LEVEL)	SEE PAGE
Y	505-0886	1	COUNTERWEIGHT GP	252
Y	492-4867	1	COVER GP-ACCESS (REAR)	255
Y	493-1292	1	HITCH GP-TOWING	275
Y - SEPARATE ILLUSTRATION				
<END>				

495-2475 HITCH AR NOT FOR USE IN ITALIAN MARKET AN ATTACHMENT

SMCS-7100

i06735374

NOTE	PART NUMBER	QTY	PART NAME 1 2 3 4 5 6 (PRODUCT LEVEL)	SEE PAGE
Y	505-0886	1	COUNTERWEIGHT GP	252
Y	492-4867	1	COVER GP-ACCESS (REAR)	255
Y	493-1124	1	HITCH GP-TOWING	273
Y - SEPARATE ILLUSTRATION				
<END>				

495-2476 HITCH AR NOT FOR USE WITH ITALIAN MARKET AN ATTACHMENT

SMCS-7100

i06735375

NOTE	PART NUMBER	QTY	PART NAME 1 2 3 4 5 6 (PRODUCT LEVEL)	SEE PAGE
Y	505-0886	1	COUNTERWEIGHT GP	252
Y	492-4867	1	COVER GP-ACCESS (REAR)	255
Y	493-1126	1	HITCH GP-TOWING	274
Y - SEPARATE ILLUSTRATION				
<END>				

509-0379 HITCH AR-TOWING AN ATTACHMENT

SMCS-7100

i06645679

NOTE	PART NUMBER	QTY	PART NAME 1 2 3 4 5 6 (PRODUCT LEVEL)	SEE PAGE
Y	502-0665	1	HITCH GP-TOWING (HYDRAULIC)	278
Y	501-7474	1	PLATE & MTG GP (HITCH)	283
Y - SEPARATE ILLUSTRATION				
<END>				

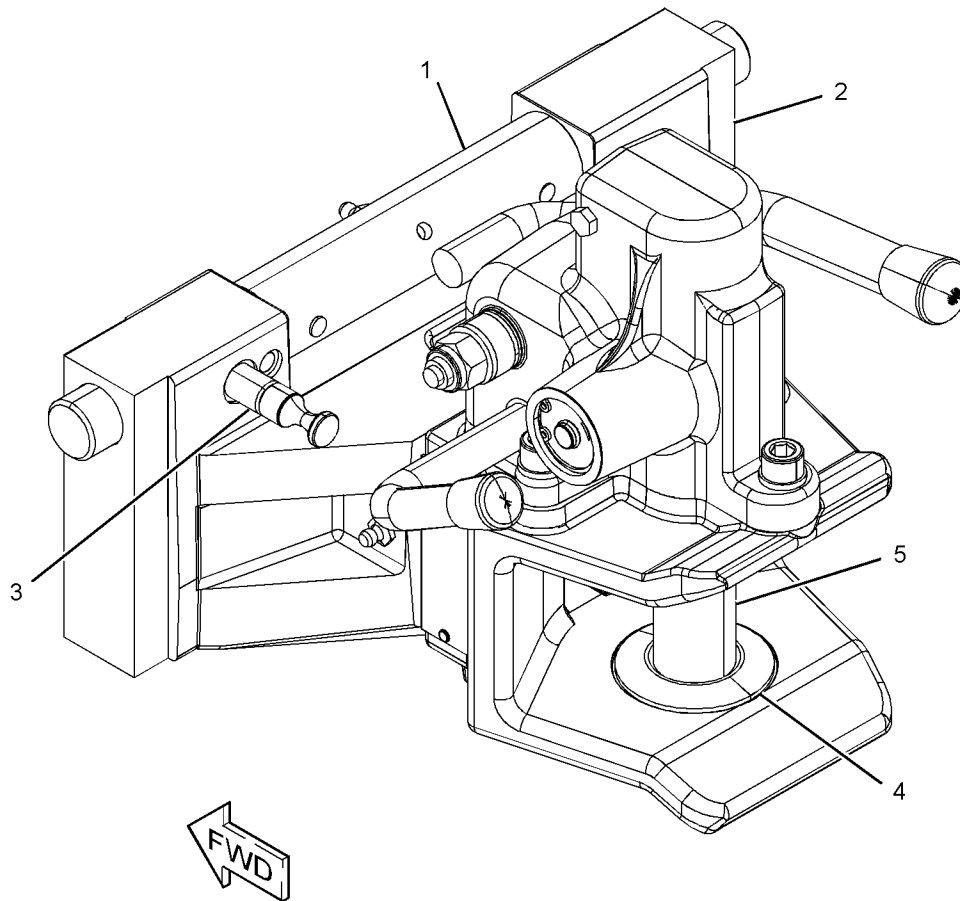
FRAME AND BODY

322-5944 HITCH GP PART OF 493-1119, 493-1124 HITCH GP-TOWING AN ATTACHMENT

SMCS-7100

i06145582

NOTE	REF NO	GRAPHIC REF	PART NUMBER	QTY	PART NAME						SEE PAGE
					1	2	3	4	5	6 (PRODUCT LEVEL)	
	1	1	348-8510	1	KIT-LEVER						
(INCLUDES PINS, INTERNAL SPRING, FITTING & HANDLE)											
	2	1	348-8512	1	HITCH AS						
	3	1	348-8513	1	PIN-PIVOT						
	4	1	348-8514	1	BUSHING						
	5	1	348-8515	1	PIN						



GRAPHIC #1

<END>

g03660982

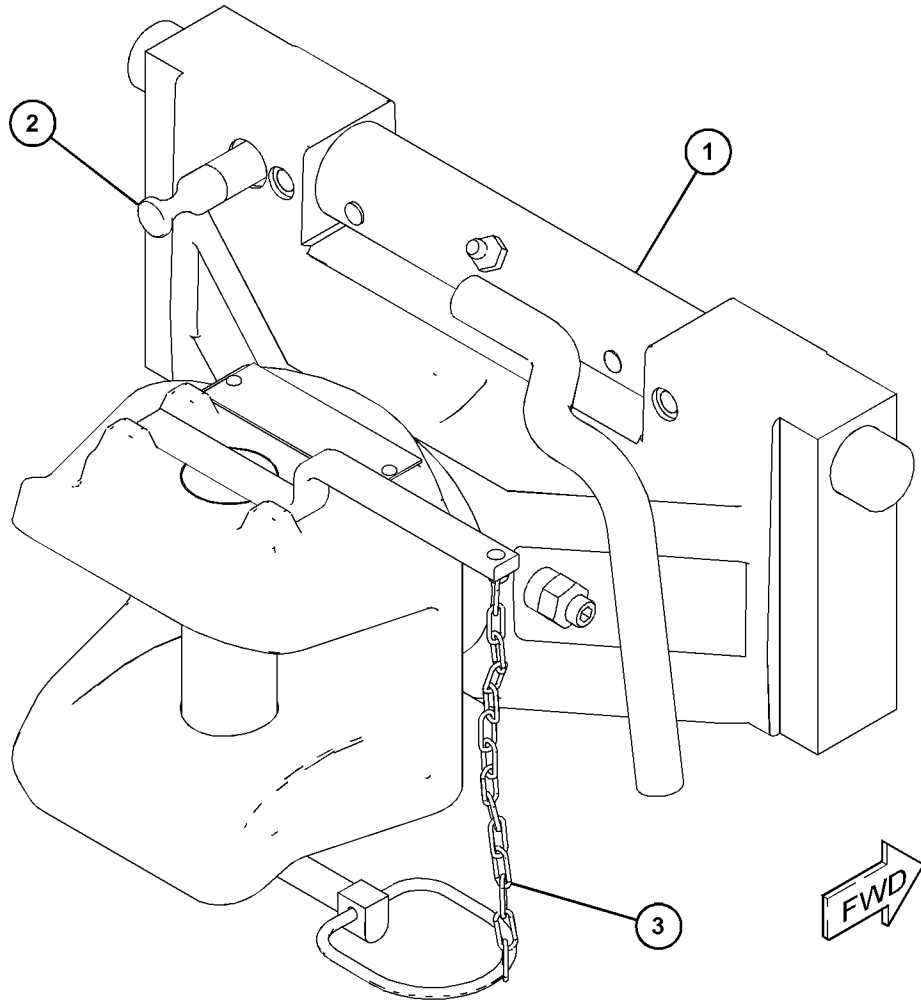
FRAME AND BODY

322-5945 HITCH GP PART OF 493-1121 HITCH GP-TOWING AN ATTACHMENT

SMCS-7100

i05755799

NOTE	REF NO	GRAPHIC REF	PART NUMBER	QTY	PART NAME 1 2 3 4 5 6 (PRODUCT LEVEL)	SEE PAGE
	1	1	348-8510	1	KIT-LEVER (INCLUDES PINS, INTERNAL SPRING, FITTING & HANDLE)	
	2	1	348-8513	1	PIN-PIVOT	
	3	1	348-8516	1	PIN	



GRAPHIC #1

<END>

g03657874

FRAME AND BODY

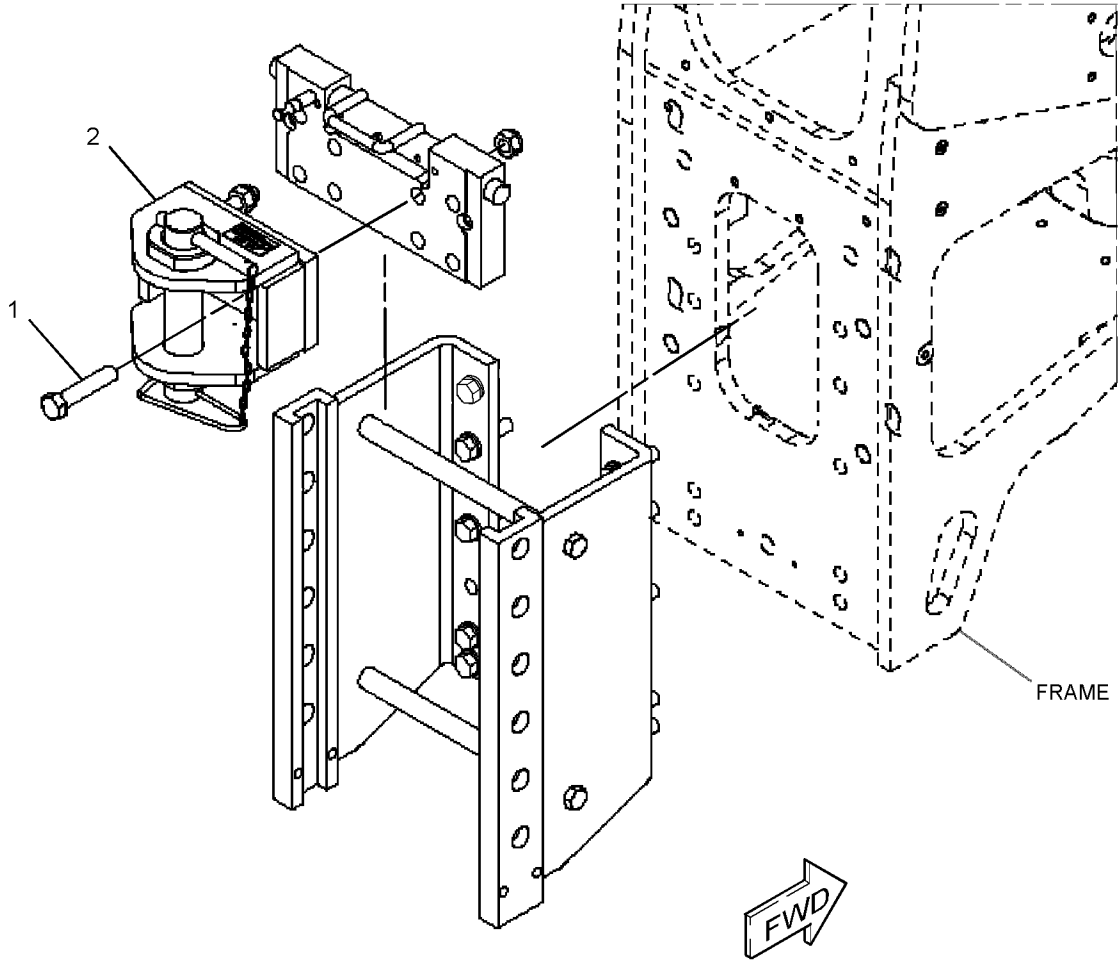
322-5947 HITCH GP PART OF 493-1292 HITCH GP-TOWING AN ATTACHMENT

SMCS-7100

i05755286

NOTE	REF NO	GRAPHIC REF	PART NUMBER	QTY	PART NAME						SEE PAGE
					1	2	3	4	5	6 (PRODUCT LEVEL)	
1	1	1	348-8517	4	BOLT						
2	1	1	348-8518	4	KIT-MOUNTING						

(INCLUDES LOCKNUTS, SCREWS & WASHERS)



GRAPHIC #1

<END>

g03680957

FRAME AND BODY

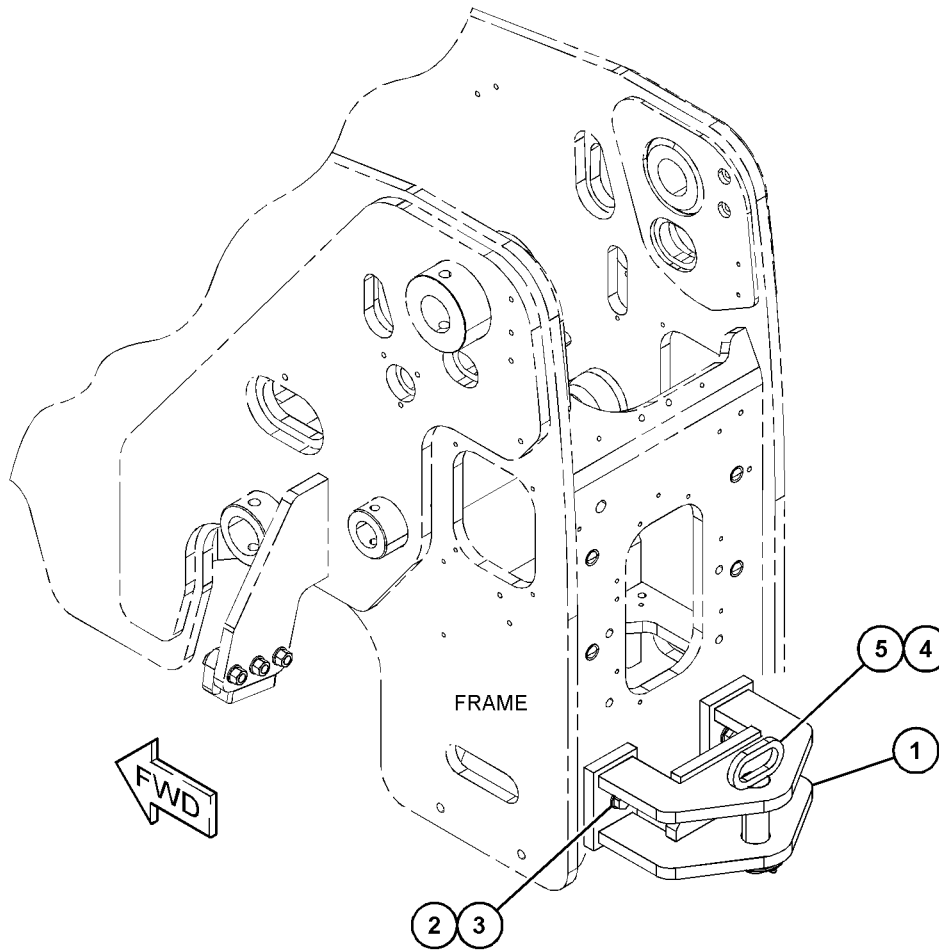
493-1118 HITCH GP-RETRIEVAL PART OF 495-2470 HITCH AR AN ATTACHMENT

SMCS-7100

i06590575

NOTE	REF NO	GRAPHIC REF	PART NUMBER	QTY	PART NAME						SEE PAGE
					1	2	3	4	5	6 (PRODUCT LEVEL)	
	1	1	335-4870	1	HITCH AS						
M	2	1	8T-4193	2	BOLT (M16X2X50-MM)						
	3	1	333-5572	2	WASHER (18.2X33.2X3.9-MM THK)						
	4	1	174-2844	1	PIN						
	5	1	211-9462	1	PIN AS						

M - METRIC PART



GRAPHIC #1

<END>

g06039524

FRAME AND BODY

501-7460 HITCH GP-HYDRAULIC PART OF 502-0367 HITCH GP-TOWING AN ATTACHMENT

SMCS-7100

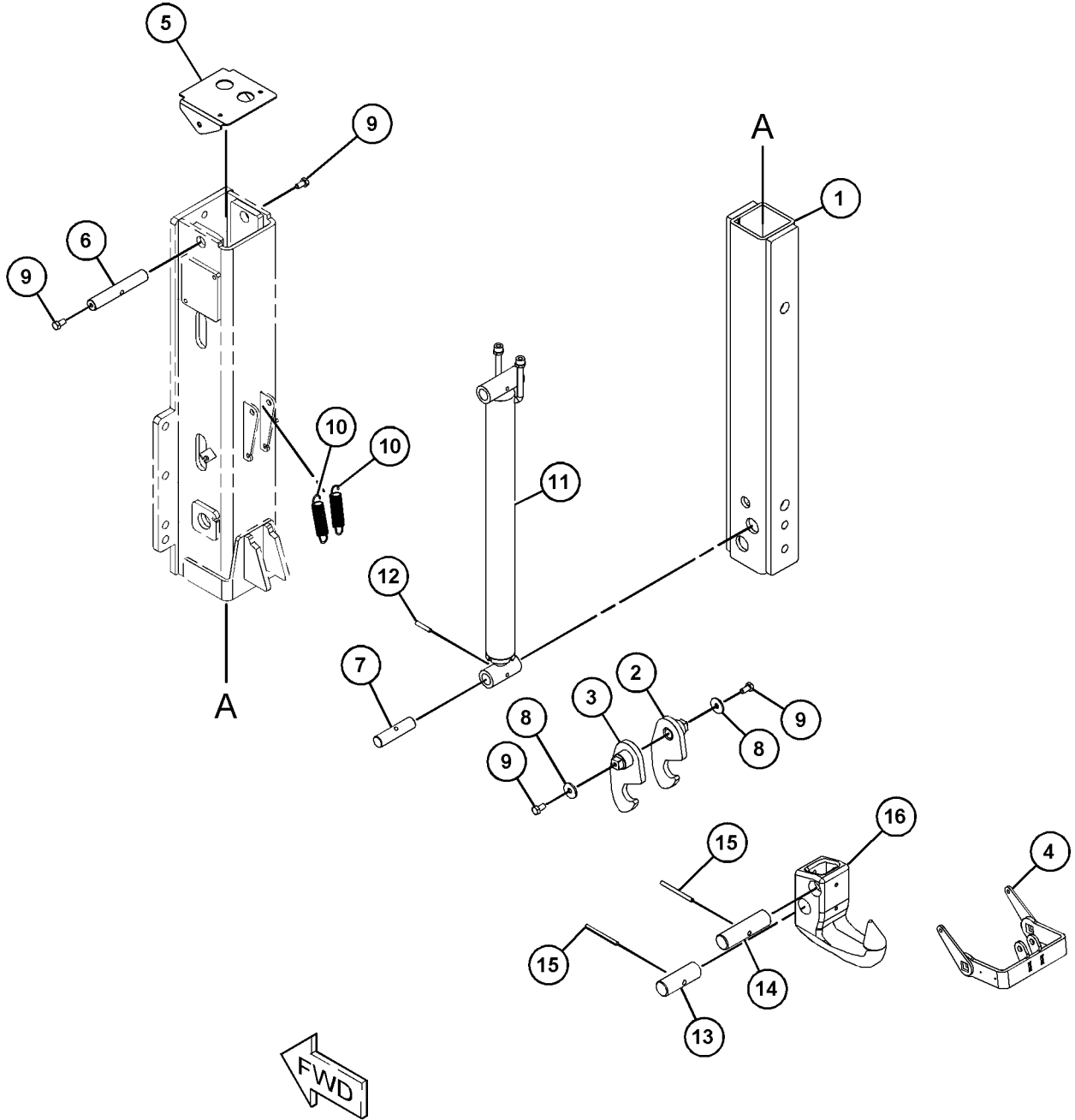
i06810930

NOTE	REF NO	GRAPHIC REF	PART NUMBER	QTY	PART NAME						SEE PAGE
					1	2	3	4	5	6	
	1	1	509-7186	1	BODY						
	2	1	509-7187	1	LOCK						
	3	1	509-7188	1	LOCK						
	4	1	509-7189	1	BRACKET						
	5	1	509-7190	1	PLATE - COVER						
	6	1	509-7191	1	PIN						
	7	1	509-7192	1	PIN						
	8	1	509-7193	2	WASHER						
	9	1	509-7194	4	BOLT - HEAD						
	10	1	509-7195	2	SPRING						
	11	1	509-7196	1	CYLINDER						
	12	1	509-7197	1	PIN						
	13	1	509-7198	1	PIN						
	14	1	509-7199	1	PIN						
	15	1	509-7200	1	PIN						
	16	1	509-7201	1	HOOK						

FRAME AND BODY

501-7460 HITCH GP (contd.)

i06810930



GRAPHIC #1

<END>

g06127191

FRAME AND BODY

493-1119 HITCH GP-TOWING

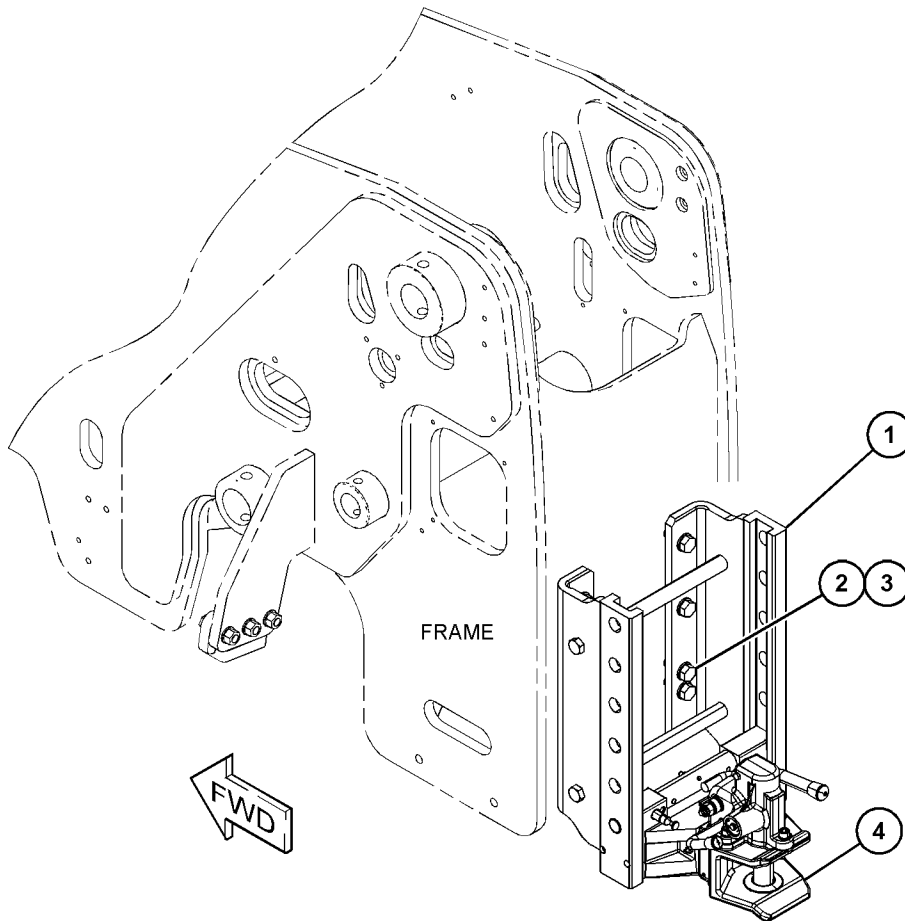
PART OF 495-2471 HITCH AR
AN ATTACHMENT

SMCS-7100, 7103

i06735368

NOTE	REF NO	GRAPHIC REF	PART NUMBER	QTY	PART NAME						SEE PAGE
					1	2	3	4	5	6 (PRODUCT LEVEL)	
	1	1	493-1120	1	BRACKET AS						
M	2	1	7X-2553	8	BOLT (M16X2X40-MM)						
	3	1	9X-8257	8	WASHER (17.5X30X3.5-MM THK)						
Y	4	1	322-5944	1	HITCH GP (AUTO HITCH)						264

M - METRIC PART
Y - SEPARATE ILLUSTRATION



GRAPHIC #1

<END>

g06037826

FRAME AND BODY

493-1121 HITCH GP-TOWING

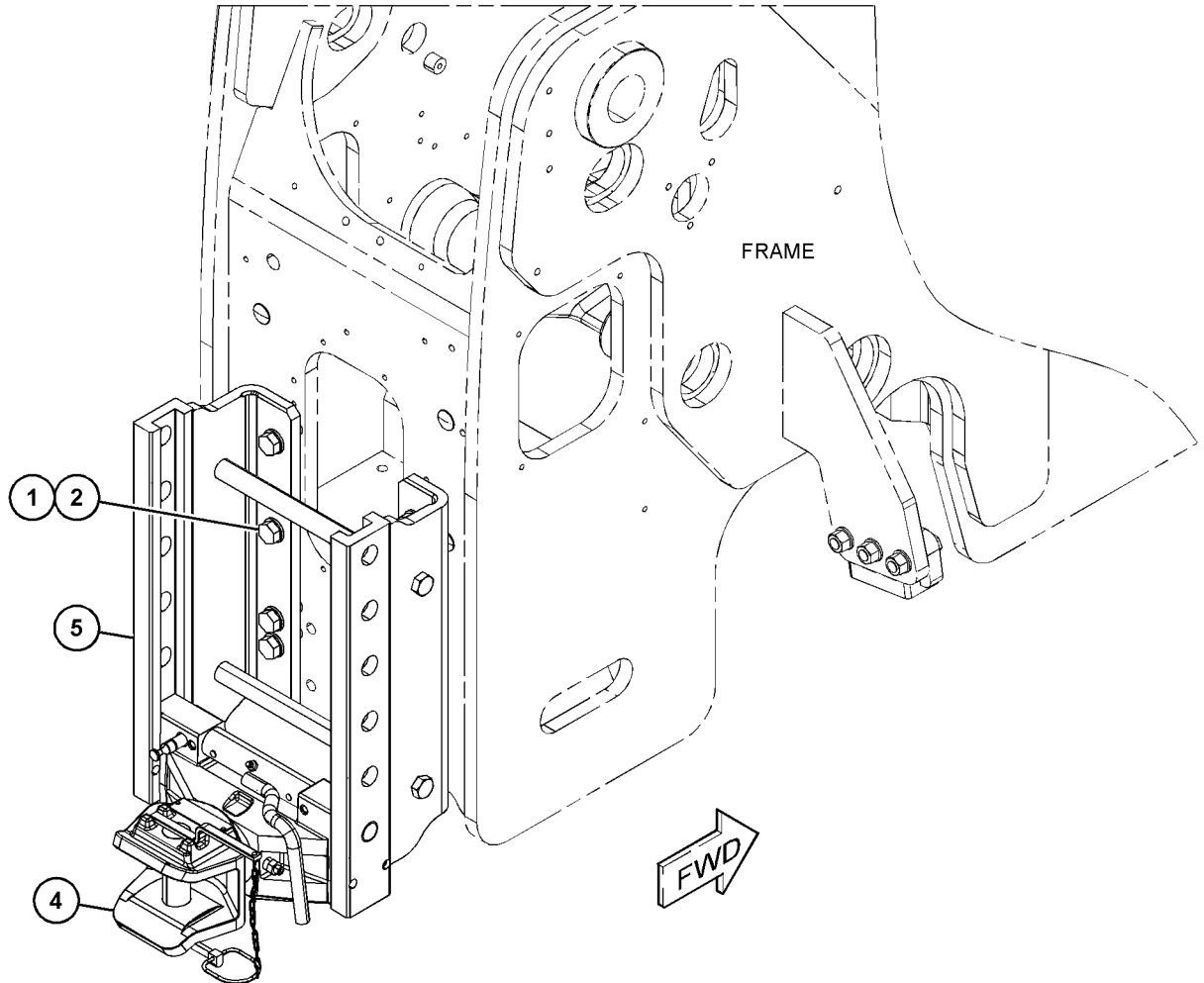
PART OF 495-2472 HITCH AR
AN ATTACHMENT

SMCS-7100, 7103

i06709010

NOTE	REF NO	GRAPHIC REF	PART NUMBER	QTY	PART NAME						SEE PAGE
					1	2	3	4	5	6 (PRODUCT LEVEL)	
M	1	1	7X-2553	8	BOLT (M16X2X40-MM)						
	2	1	9X-8257	8	WASHER (17.5X30X3.5-MM THK)						
Y	4	1	322-5945	1	HITCH GP (TOWING)						265
	5	1	493-1120	1	BRACKET AS						

M - METRIC PART
Y - SEPARATE ILLUSTRATION



GRAPHIC #1

<END>

g06037052

FRAME AND BODY

493-1123 HITCH GP-TOWING

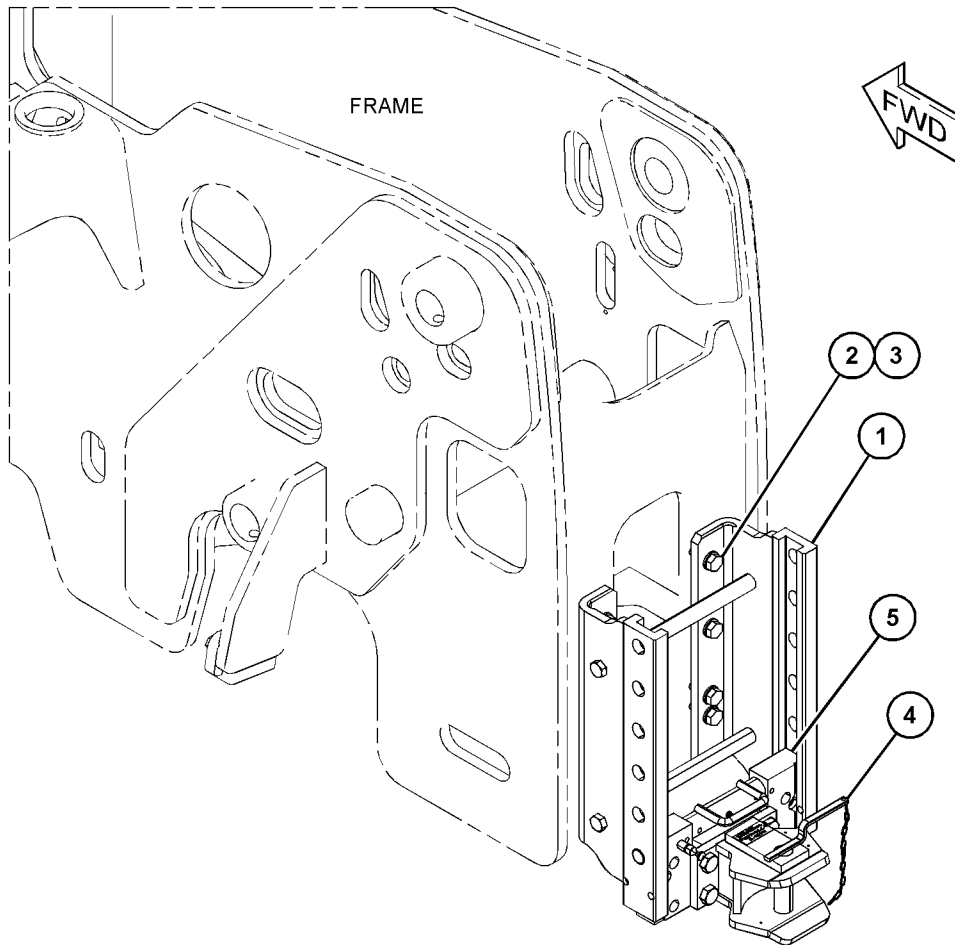
PART OF 495-2473 HITCH AR
AN ATTACHMENT

SMCS-7100, 7103

i06709012

NOTE	REF NO	GRAPHIC REF	PART NUMBER	QTY	PART NAME						SEE PAGE
					1	2	3	4	5	6 (PRODUCT LEVEL)	
	1	1	493-1120	1	BRACKET AS						
M	2	1	7X-2553	8	BOLT (M16X2X40-MM)						
	3	1	9X-8257	8	WASHER (17.5X30X3.5-MM THK)						
	4	1	322-5946	1	HITCH						
	5	1	322-5951	1	ADAPTER						

M - METRIC PART



GRAPHIC #1

<END>

g06037268

FRAME AND BODY

493-1124 HITCH GP-TOWING

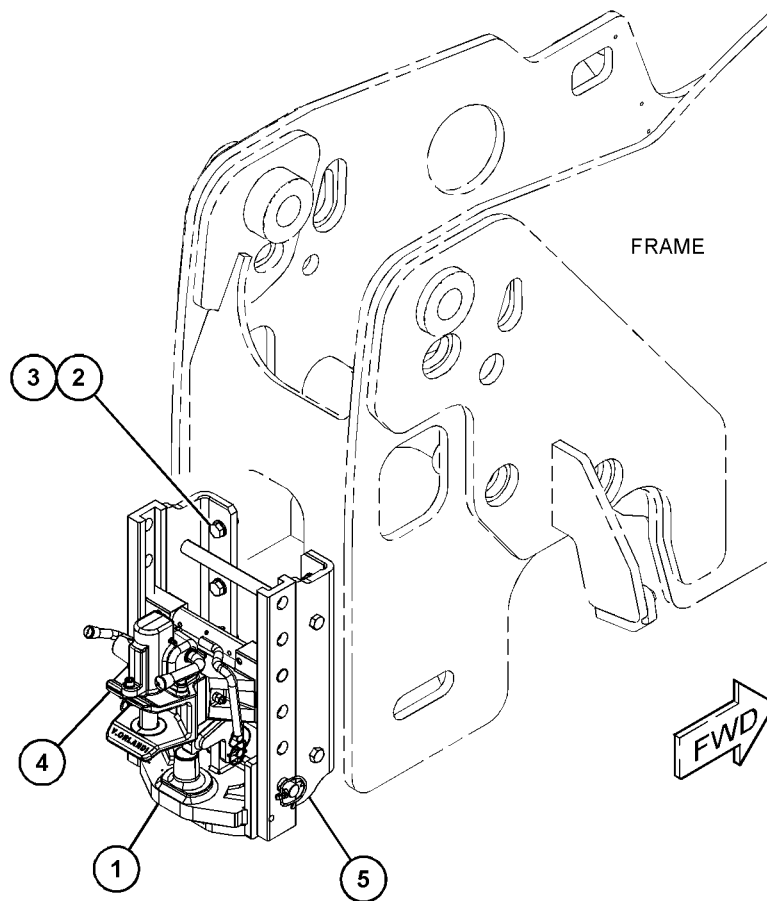
PART OF 495-2475 HITCH AR
AN ATTACHMENT

SMCS-7100, 7103

i06735369

NOTE	REF NO	GRAPHIC REF	PART NUMBER	QTY	PART NAME						SEE PAGE
					1	2	3	4	5	6 (PRODUCT LEVEL)	
	1	1	493-1125	1	HITCH GP						
M	2	1	7X-2553	8	BOLT (M16X2X40-MM)						
	3	1	9X-8257	8	WASHER (17.5X30X3.5-MM THK)						
Y	4	1	322-5944	1	HITCH GP (AUTO HITCH)						264
	5	1	493-1120	1	BRACKET AS						

M - METRIC PART
Y - SEPARATE ILLUSTRATION



GRAPHIC #1

<END>

g06038744

FRAME AND BODY

493-1126 HITCH GP-TOWING

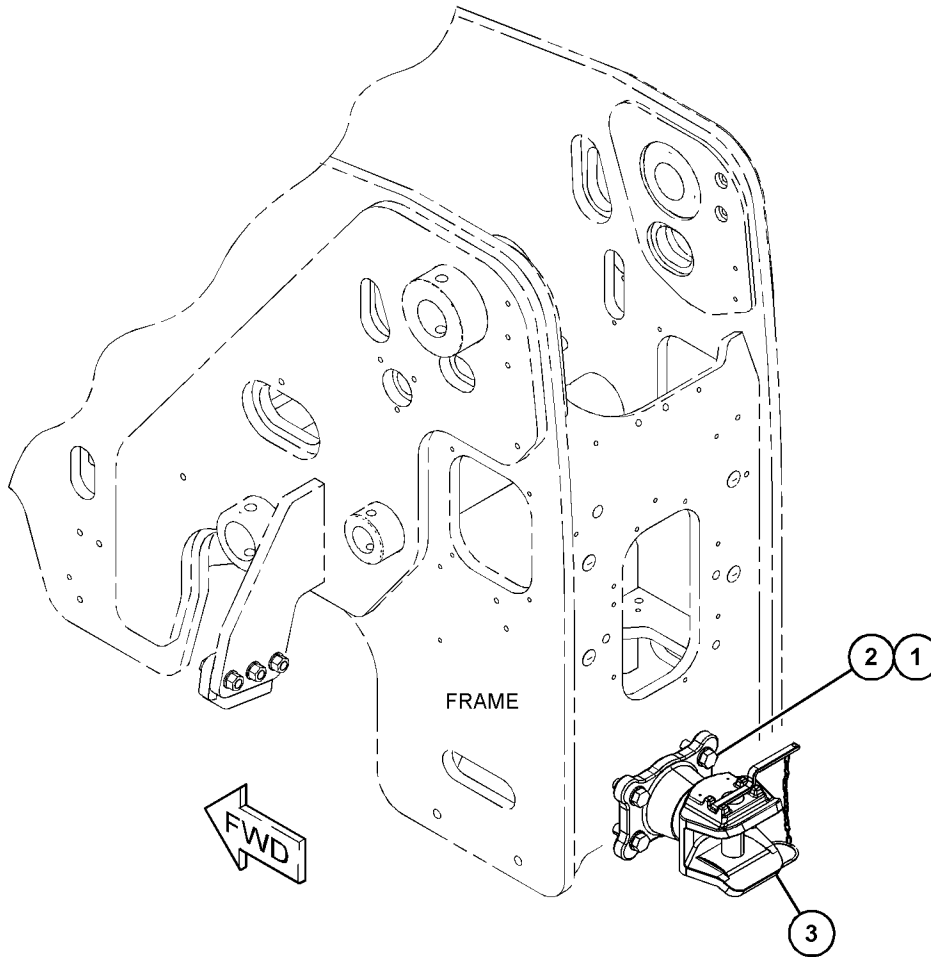
PART OF 495-2476 HITCH AR
AN ATTACHMENT

SMCS-7100, 7103

i06709011

NOTE	REF NO	GRAPHIC REF	PART NUMBER	QTY	PART NAME						SEE PAGE
					1	2	3	4	5	6 (PRODUCT LEVEL)	
	1	1	9X-8257	4	WASHER (17.5X30X3.5-MM THK)						
M	2	1	303-8559	4	SCREW (M16X2X45-MM)						
	3	1	345-7560	1	HITCH AS						

M - METRIC PART



GRAPHIC #1

<END>

g06039474

FRAME AND BODY

493-1292 HITCH GP-TOWING

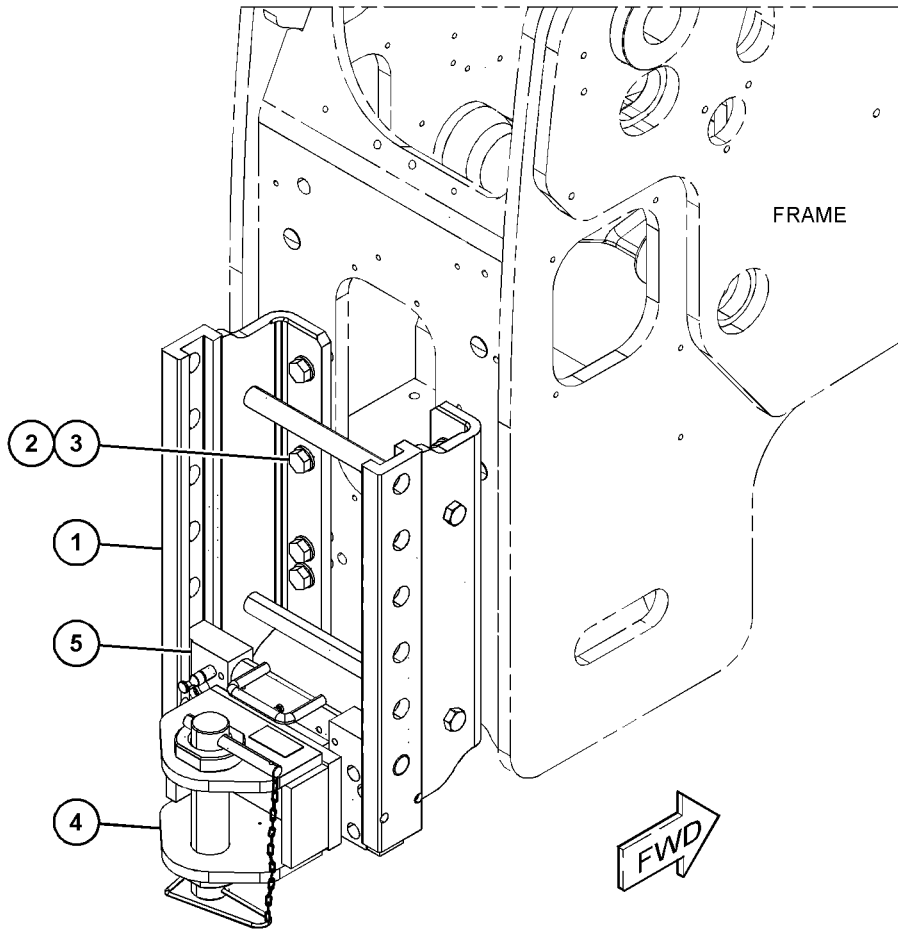
PART OF 495-2474 HITCH AR
AN ATTACHMENT

SMCS-7100, 7103

i06735370

NOTE	REF NO	GRAPHIC REF	PART NUMBER	QTY	PART NAME						SEE PAGE
					1	2	3	4	5	6 (PRODUCT LEVEL)	
	1	1	493-1120	1	BRACKET AS						
M	2	1	7X-2553	8	BOLT (M16X2X40-MM)						
	3	1	9X-8257	8	WASHER (17.5X30X3.5-MM THK)						
Y	4	1	322-5947	1	HITCH GP						266
	5	1	322-5951	1	ADAPTER						

M - METRIC PART
Y - SEPARATE ILLUSTRATION



GRAPHIC #1

<END>

g06037653

FRAME AND BODY

502-0367 HITCH GP-TOWING

PART OF 502-0665 HITCH GP-TOWING
AN ATTACHMENT

SMCS-7100, 7103

i06810932

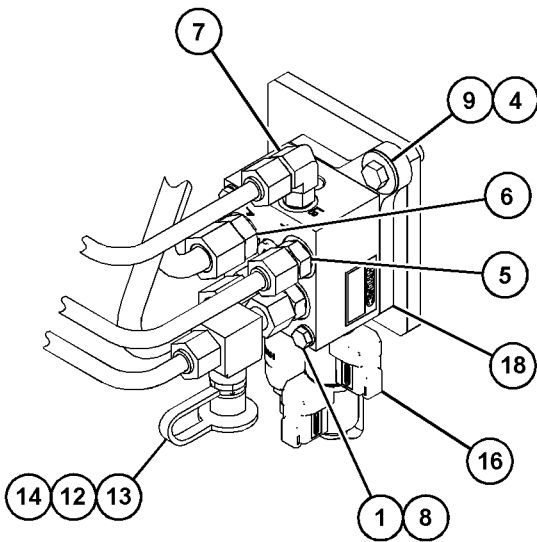
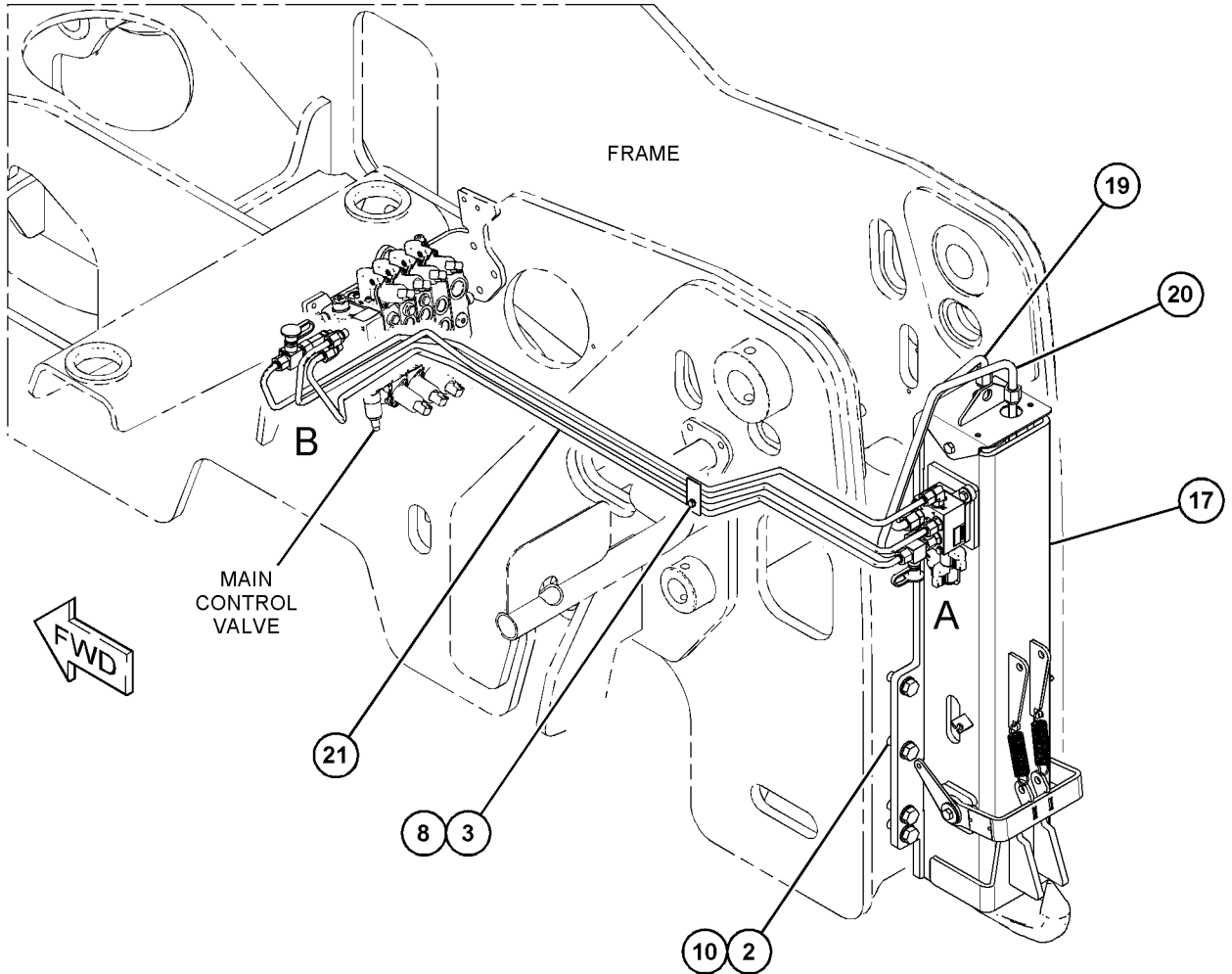
NOTE	REF NO	GRAPHIC REF	PART NUMBER	QTY	PART NAME						SEE PAGE
					1	2	3	4	5	6 (PRODUCT LEVEL)	
M	1	1	7X-2535	2	BOLT (M6X1X60-MM)						
M	2	1	7X-2553	8	BOLT (M16X2X40-MM)						
M	3	1	8T-4970	1	BOLT (M6X1X14-MM)						
M	4	1	8T-4189	2	BOLT (M8X1.25X20-MM)						
	5	1	298-7358	2	FITTING-ADAPTER						
	6	1	473-8956	2	ADAPTER						
	7	1	463-5618	1	ADAPTER-ELBOW						
	8	1	8T-4205	3	WASHER-HARD (7.2X14.5X2-MM THK)						
	9	1	309-3997	2	WASHER (8.4X25X2-MM THK)						
	10	1	9X-8257	8	WASHER (17.5X30X3.5-MM THK)						
	11	1	473-8503	2	ADAPTER						
	12	1	<i>164-5567</i>	2	COUPLER AS-QUICK DISCONNECT (MALE)						
		1	6V-3965	1	FITTING (QUICK DISCONNECT)						
		1	214-7568	1	SEAL-O-RING						
	13	1	6V-0852	2	CAP-DUST						
	14	1	8T-8902	2	ADAPTER-TEE						
	15	1	502-0549	1	ADAPTER AS						
Y	16	1	<i>501-7459</i>	1	VALVE GP-CONTROL						375
Y	17	1	501-7460	1	HITCH GP (HYDRAULIC)						268
	18	1	501-7461	1	PLATE						
	19	1	501-7463	1	TUBE AS						
	20	1	501-7464	1	TUBE AS						
	21	1	502-0550	1	TUBE AS						

M - METRIC PART
Y - SEPARATE ILLUSTRATION

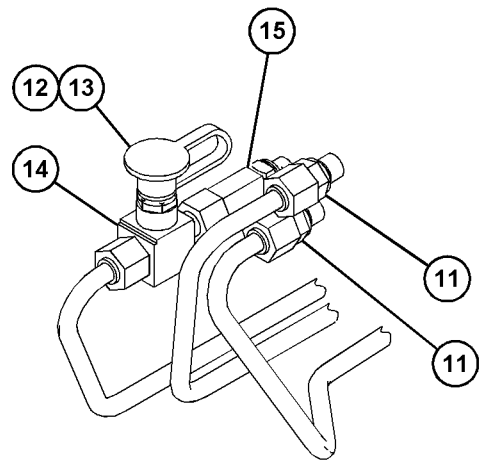
FRAME AND BODY

502-0367 HITCH GP-TOWING (contd.)

106810932



VIEW OF AREA A
(PARTS REMOVED FOR CLARITY)



VIEW OF AREA B

GRAPHIC #1

<END>

g06120001

FRAME AND BODY

502-0665 HITCH GP-TOWING

CANNOT BE USED WITH 505-0898-PAGE: 182

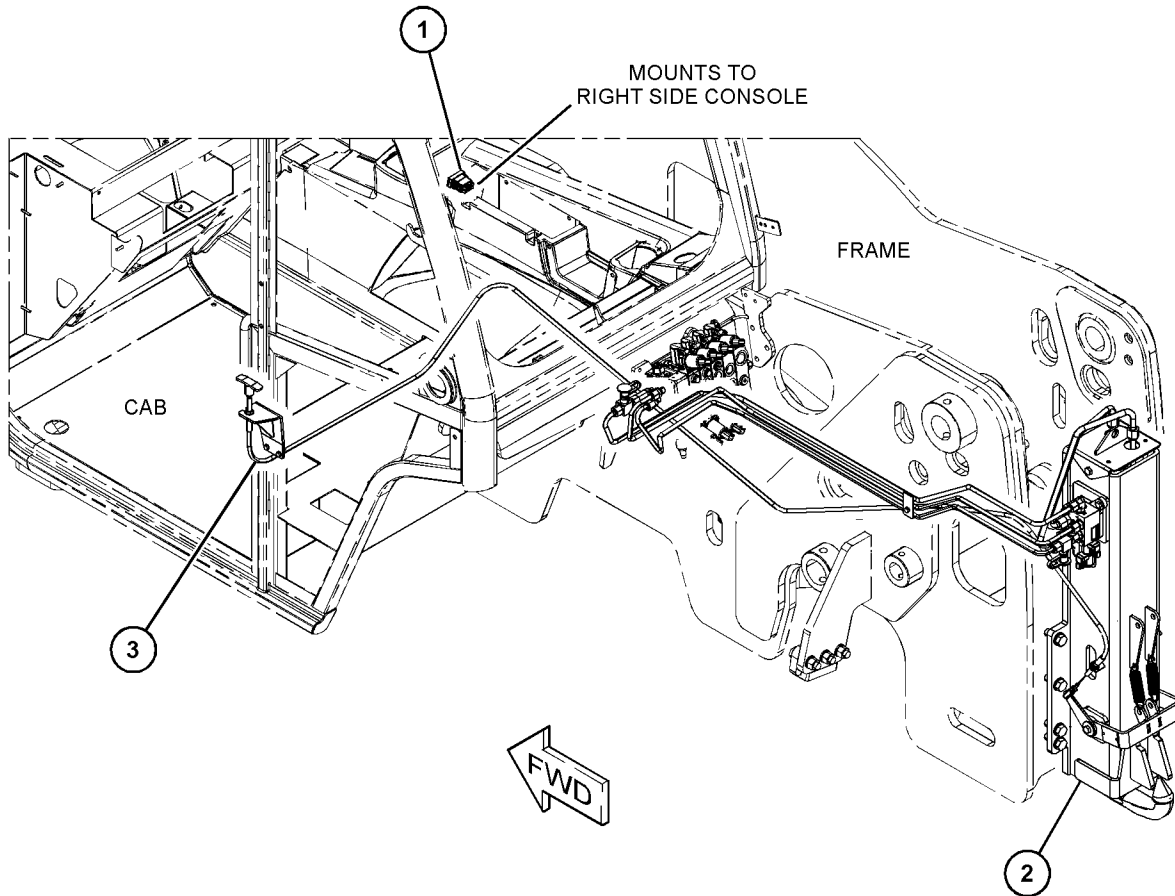
PART OF 509-0379 HITCH AR
AN ATTACHMENT

SMCS-7100, 7103

i06591327

NOTE	REF NO	GRAPHIC REF	PART NUMBER	QTY	PART NAME						SEE PAGE
					1	2	3	4	5	6 (PRODUCT LEVEL)	
	1	1	501-9264	1	SWITCH AS-ROCKER (HITCH MOVEMENT)						
Y	2	1	502-0367	1	HITCH GP-TOWING						276
	3	1	502-0368	1	HITCH GP (RELEASE CABLE)						
M		1	8T-4138	2	BOLT (M6X1X20-MM)						
		1	8T-4205	2	WASHER-HARD (7.2X14.5X2-MM THK)						
		1	501-7457	1	BRACKET AS						
		1	502-0551	1	CABLE						

M - METRIC PART
Y - SEPARATE ILLUSTRATION



GRAPHIC #1

<END>

g06096623

FRAME AND BODY

495-7593 HOOD GP-ENGINE

PART OF 495-7661 ENCLOSURE GP-ENGINE

AN ATTACHMENT

SMCS-7251

i06810933

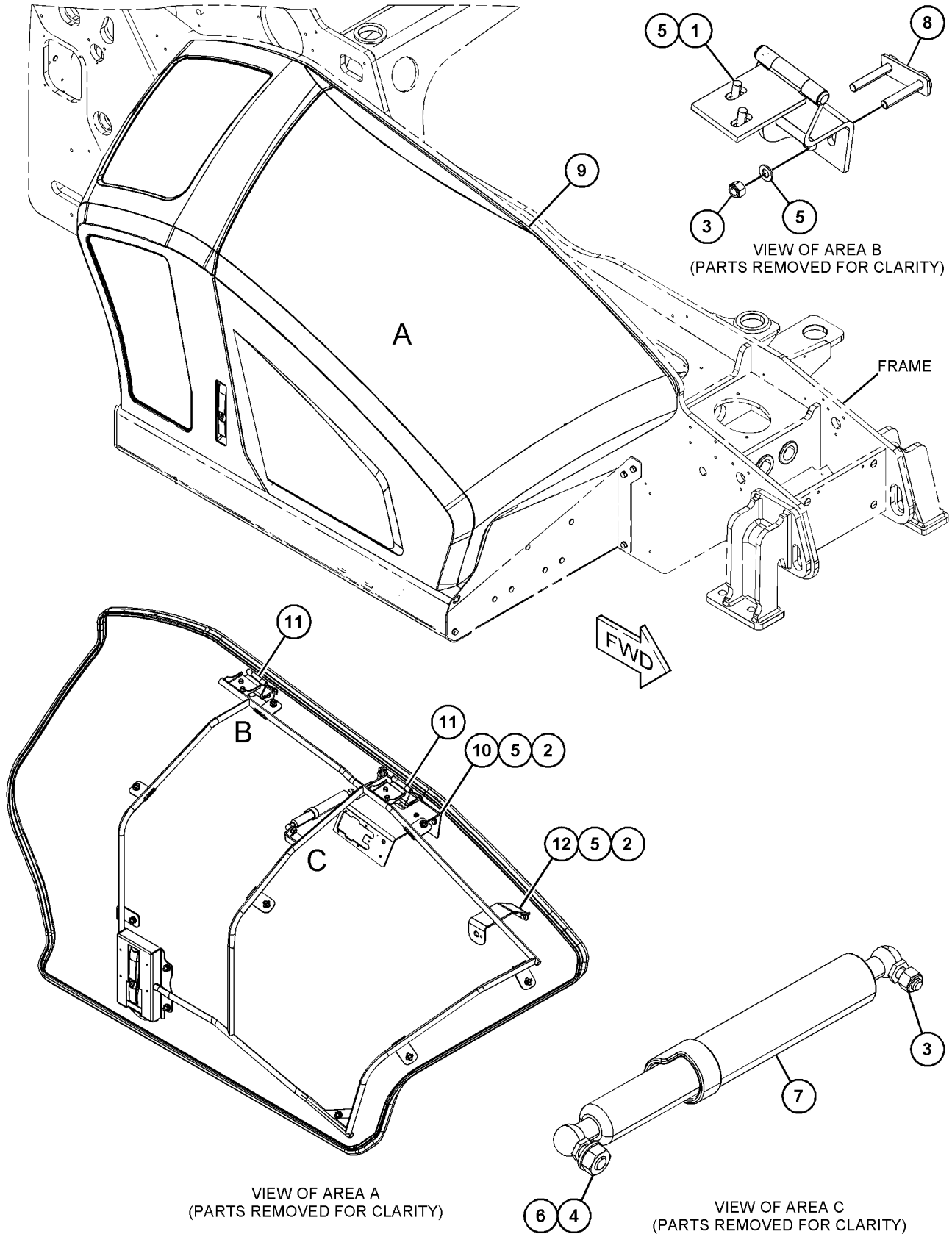
NOTE	REF NO	GRAPHIC REF	PART NUMBER	QTY	PART NAME						SEE PAGE
					1	2	3	4	5	6 (PRODUCT LEVEL)	
M	1	1	8T-4189	4	BOLT (M8X1.25X20-MM)						
M	2	1	8T-4908	5	BOLT (M8X1.25X25-MM)						
M	3	1	3T-0852	5	LOCKNUT (M8X1.25-THD)						
M	4	1	8T-4133	1	NUT (M10X1.5-THD)						
	5	1	8T-4224	13	WASHER-HARD (8.8X16X2-MM THK)						
	6	1	8T-4121	1	WASHER-HARD (11X21X2.5-MM THK)						
	7	1	347-1639	1	SPRING-GAS (HOOD)						
	8	1	495-6347	2	BRACE						
	9	1	495-6357	1	HOOD GP-ENGINE						
	10	1	495-7645	1	BRACKET AS						
	11	1	495-7648	2	HINGE AS						
	12	1	506-3983	1	BRACKET						

M - METRIC PART

FRAME AND BODY

495-7593 HOOD GP-ENGINE (contd.)

i06810933



GRAPHIC #1

<END>

g06049338

FRAME AND BODY

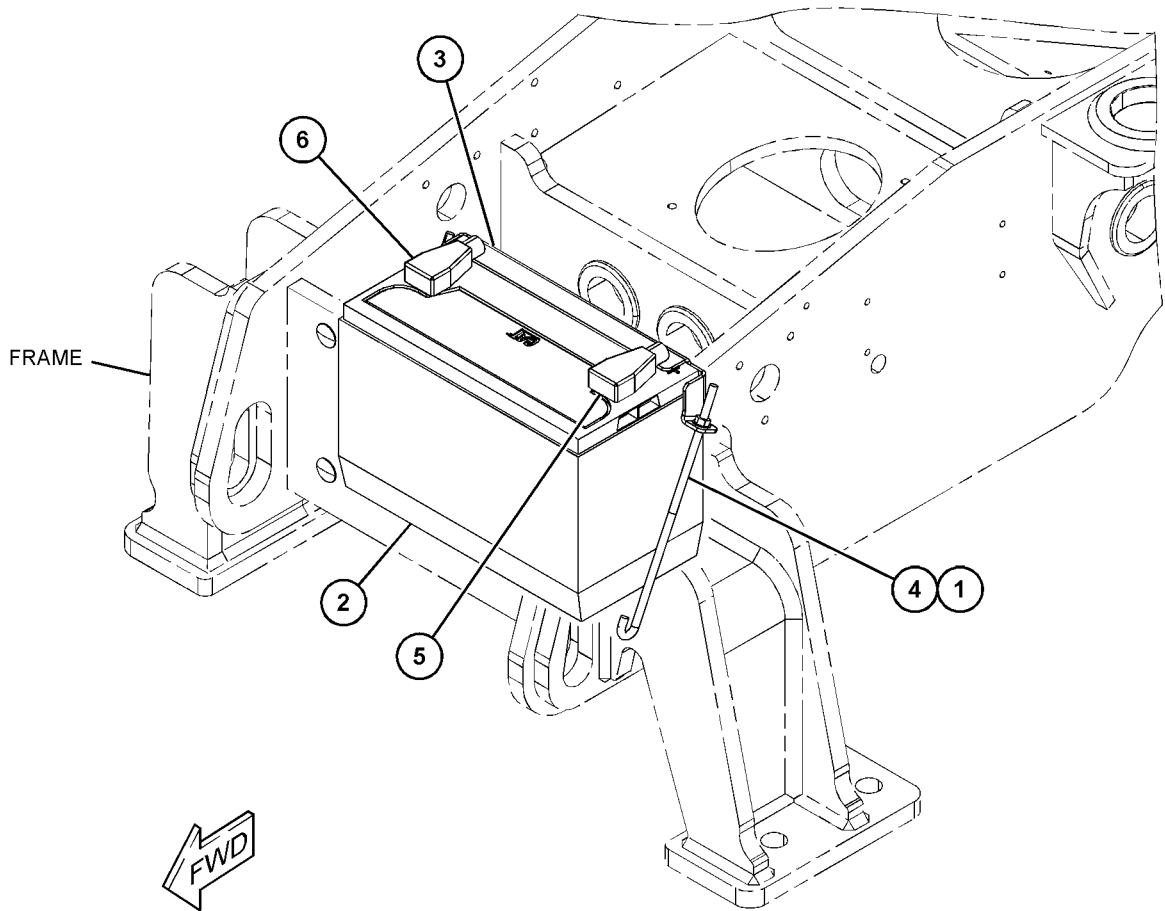
495-4702 MOUNTING GP-BATTERY PART OF 503-5065, 506-2061 ENGINE AR-COMplete AN ATTACHMENT

SMCS-7257

i06601082

NOTE	REF NO	GRAPHIC REF	PART NUMBER	QTY	PART NAME						SEE PAGE
					1	2	3	4	5	6 (PRODUCT LEVEL)	
M	1	1	178-3336	2	NUT-HEX FLANGE (M8X1.25-THD)						
	2	1	175-4390	1	BATTERY AS (12-VOLT) (WET)						
		1	123-1373	6	CAP AS-FILLER (7/8-9-THD) (BATTERY)						
	3	1	416-8113	1	PLATE-BATTERY						
M	4	1	473-8964	2	BOLT-SPECIAL (M8X1.25-THD)						
	5	1	495-4703	1	COVER-TERMINAL (LH)						
	6	1	495-4704	1	COVER-TERMINAL (RH)						

M - METRIC PART



GRAPHIC #1

<END>

g06041162

FRAME AND BODY

495-0066 PLATE & MTG GP-CHASSIS

S/N: TD31-UP

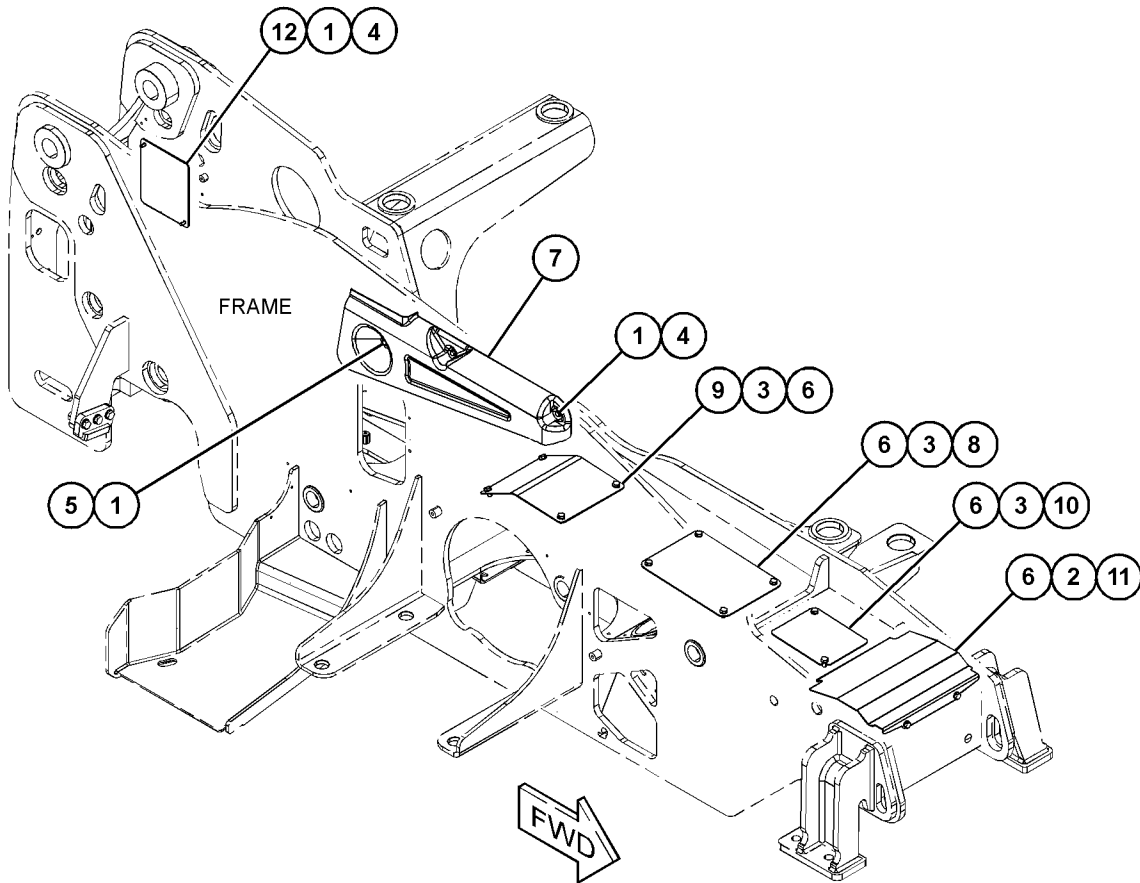
PART OF 495-1911 CHASSIS AR

SMCS-7050, 795C

i06604820

NOTE	REF NO	GRAPHIC REF	PART NUMBER	QTY	PART NAME						SEE PAGE
					1	2	3	4	5	6 (PRODUCT LEVEL)	
M	1	1	8T-4189	5	BOLT (M8X1.25X20-MM)						
	2	1	351-4649	2	SCREW-MACHINE (HEX HEAD)						
M	3	1	8T-4137	10	BOLT (M10X1.5X20-MM)						
	4	1	8T-4224	4	WASHER-HARD (8.8X16X2-MM THK)						
	5	1	309-3997	1	WASHER (8.4X25X2-MM THK)						
	6	1	8T-4121	12	WASHER-HARD (11X21X2.5-MM THK)						
	7	1	494-2327	1	COVER						
	8	1	494-2066	1	PLATE						
	9	1	494-2069	1	PLATE						
	10	1	494-2070	1	PLATE						
	11	1	494-2334	1	PLATE						
	12	1	495-0067	1	PLATE						

M - METRIC PART



GRAPHIC #1

<END>

g06043304

FRAME AND BODY

501-7474 PLATE & MTG GP-HITCH

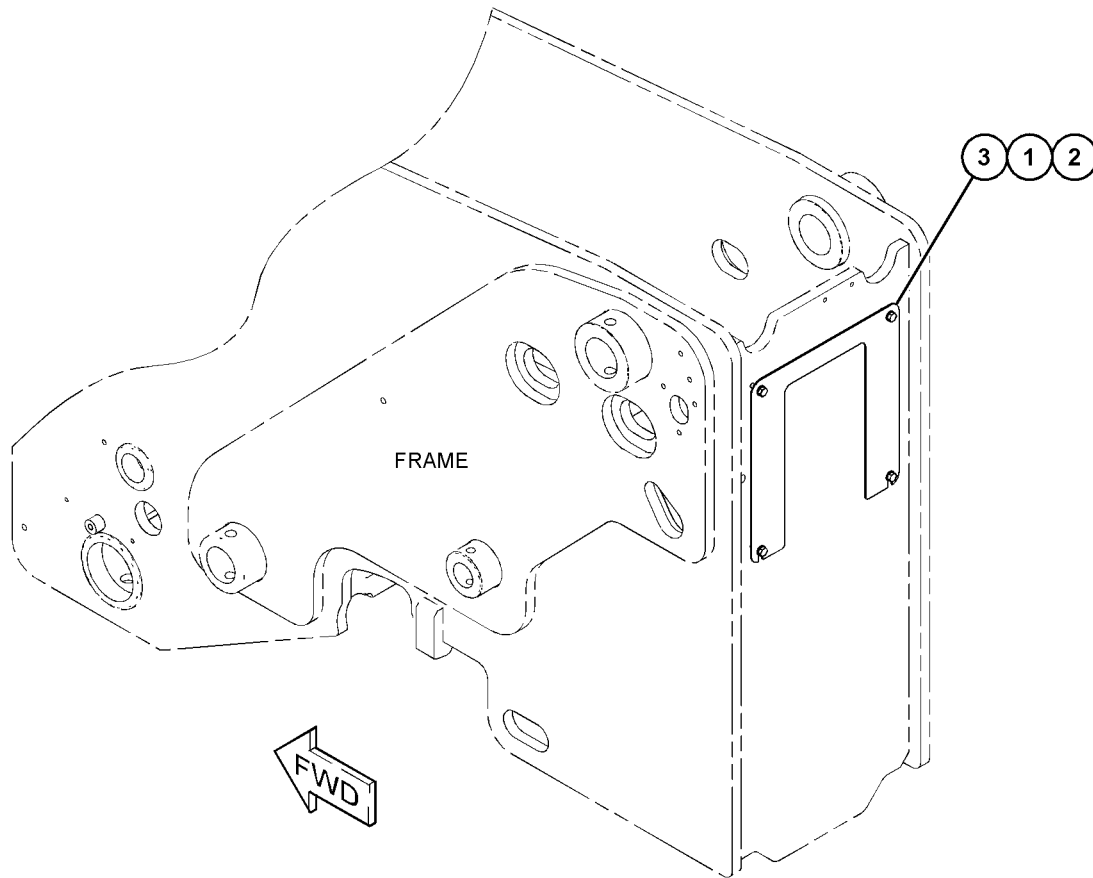
PART OF 509-0379 HITCH AR
AN ATTACHMENT

SMCS-7050, 795C

i06606818

NOTE	REF NO	GRAPHIC REF	PART NUMBER	QTY	PART NAME						SEE PAGE
					1	2	3	4	5	6 (PRODUCT LEVEL)	
M	1	1	8T-4189	4	BOLT (M8X1.25X20-MM)						
	2	1	8T-4224	4	WASHER-HARD (8.8X16X2-MM THK)						
	3	1	501-7475	1	PLATE						

M - METRIC PART



GRAPHIC #1

<END>

g06045346

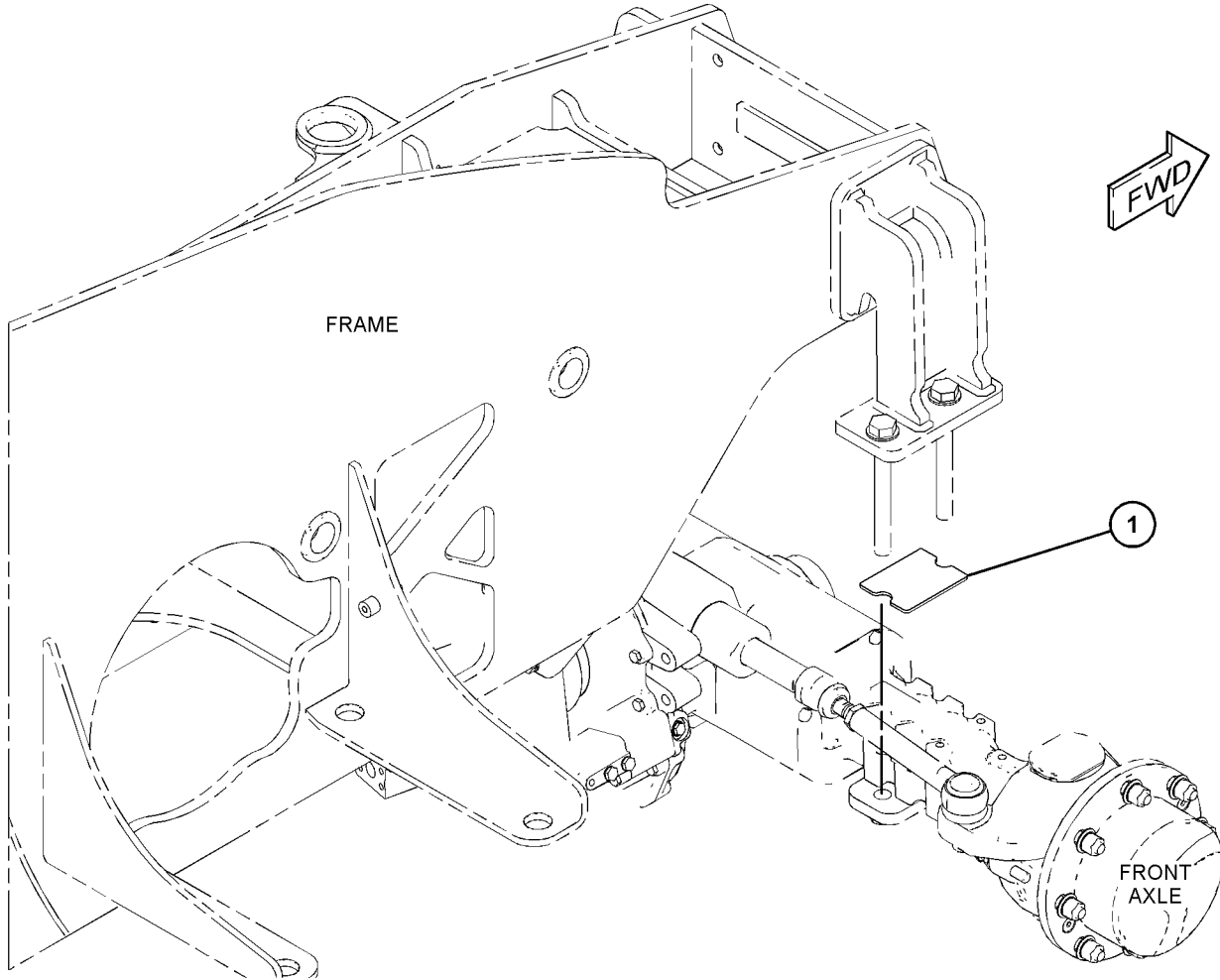
FRAME AND BODY

495-7589 PLATE GP-MOUNTING-AXLE PART OF 495-1914 POWER TRAIN AR

SMCS-7050

i06601083

NOTE	REF NO	GRAPHIC REF	PART NUMBER	QTY	PART NAME						SEE PAGE
					1	2	3	4	5	6 (PRODUCT LEVEL)	
	1	1	495-7590	1	PLATE						



GRAPHIC #1

<END>

g06041886

BRAKING SYSTEM

507-8186 BRAKE AR-TRAILER

S/N: TD21-UP
AN ATTACHMENT

SMCS-4250

i06642774

NOTE	PART NUMBER	QTY	PART NAME						SEE PAGE
			1	2	3	4	5	6 (PRODUCT LEVEL)	
Y	508-2602	1	LINES GP-TRAILER						358
Y	492-4865	1	MOUNTING GP-EXHAUST (FILTER)						94
Y	508-2601	1	VALVE & MOUNTING GP						370
Y	492-5100	1	WIRING GP-TRAILER						213

Y - SEPARATE ILLUSTRATION

<END>

507-8187 BRAKE AR-TRAILER

S/N: TD21-UP
AN ATTACHMENT

SMCS-4250

i06642778

NOTE	PART NUMBER	QTY	PART NAME						SEE PAGE
			1	2	3	4	5	6 (PRODUCT LEVEL)	
Y	492-4865	1	MOUNTING GP-EXHAUST (FILTER) (FILTER)						94
Y	492-5100	1	WIRING GP-TRAILER						213

Y - SEPARATE ILLUSTRATION

<END>

509-0364 BRAKE AR-TRAILER

S/N: TD31-UP
AN ATTACHMENT

SMCS-4250

i06645678

NOTE	PART NUMBER	QTY	PART NAME						SEE PAGE
			1	2	3	4	5	6 (PRODUCT LEVEL)	
Y	508-2602	1	LINES GP-TRAILER						358
Y	508-2601	1	VALVE & MOUNTING GP						370
Y	492-5100	1	WIRING GP-TRAILER						213

Y - SEPARATE ILLUSTRATION

<END>

BRAKING SYSTEM

505-0902 BRAKE GP-HYDRAULIC PART OF 503-5065, 506-2061 ENGINE AR-COMPLETE AN ATTACHMENT

SMCS-4257, 4265

i06735167

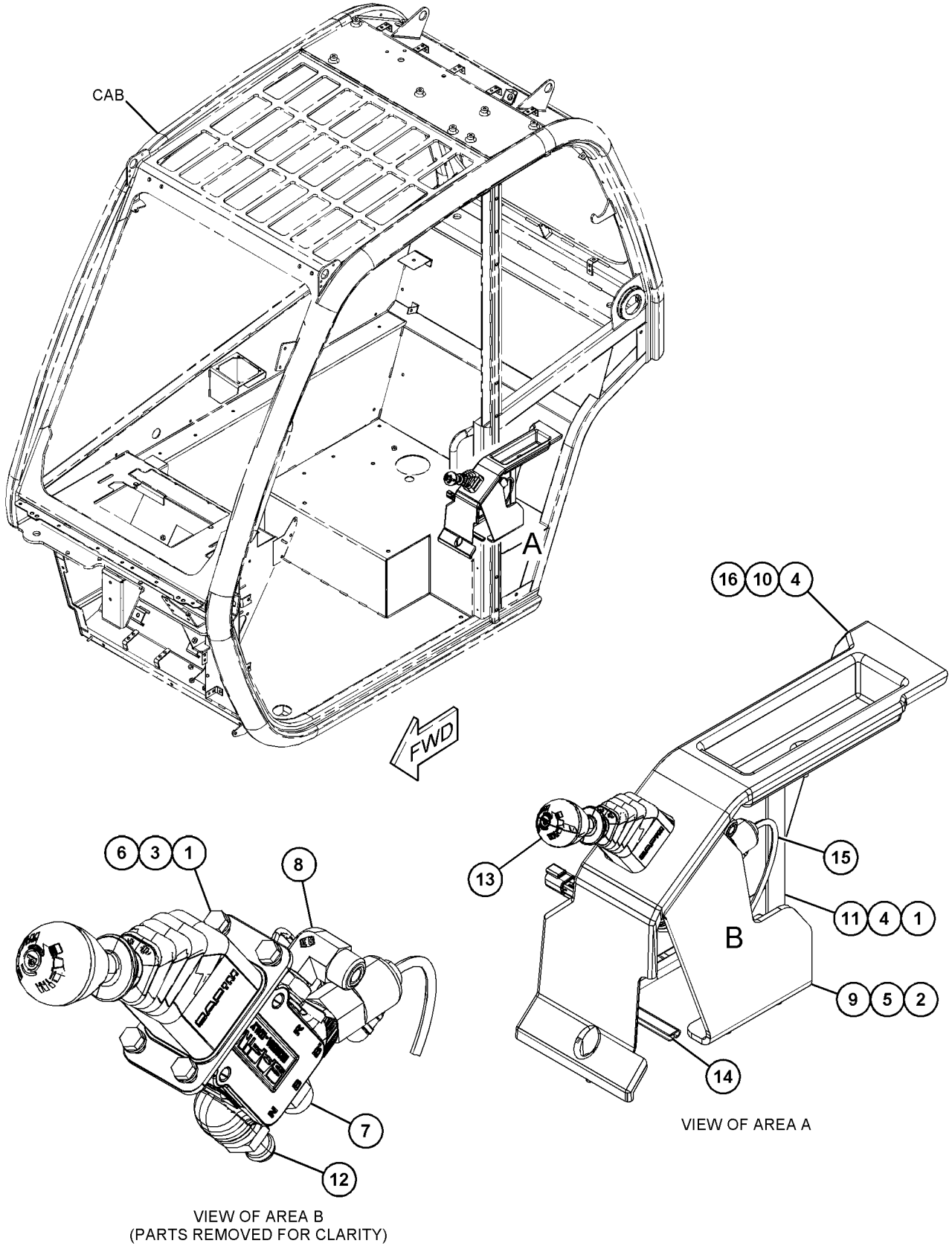
NOTE	REF NO	GRAPHIC REF	PART NUMBER	QTY	PART NAME						SEE PAGE
					1	2	3	4	5	6 (PRODUCT LEVEL)	
M	1	1	5C-9553	5	BOLT (M6X1X16-MM)						
M	2	1	8T-4137	2	BOLT (M10X1.5X20-MM)						
M	3	1	5C-2890	4	NUT (M6X1-THD)						
	4	1	8T-4205	3	WASHER-HARD (7.2X14.5X2-MM THK)						
	5	1	8T-4121	2	WASHER-HARD (11X21X2.5-MM THK)						
	6	1	303-4787	4	WASHER (6.1X11.8X1.6-MM THK)						
	7	1	326-9028	1	ADAPTER						
	8	1	504-5534	1	ADAPTER						
	9	1	497-8542	1	BRACKET						
	10	1	497-8539	1	COVER-BRAKE						
	11	1	497-8541	1	BRACKET AS						
	12	1	504-5535	1	ADAPTER						
	13	1	317-8720	1	CONTROL GP-PARKING BRAKE						
	14	1	505-1112	1	SEAL						
	15	1	505-0905	1	SWITCH-PRESSURE						
M	16	1	473-6822	2	SCREW (M6X1X20-MM)						

M - METRIC PART

BRAKING SYSTEM

505-0902 BRAKE GP-HYDRAULIC (contd.)

106735167



GRAPHIC #1

<END>

g06053082

BRAKING SYSTEM

494-3683 LINES GP-BRAKE

PART OF 495-1912 HYDRAULIC AR

SMCS-4257

i06604807

NOTE	REF NO	GRAPHIC REF	PART NUMBER	QTY	PART NAME						SEE PAGE
					1	2	3	4	5	6 (PRODUCT LEVEL)	
	1	1	342-3862	5	STRIP						
M	2	1	8T-4195	3	BOLT (M10X1.5X30-MM)						
M	3	1	328-9688	1	SCREW (M10X1.5X14-MM)						
M	4	1	8T-4136	1	BOLT (M10X1.5X25-MM)						
M	5	1	8T-4179	1	BOLT (M12X1.75X20-MM)						
M	6	1	8T-4189	1	BOLT (M8X1.25X20-MM)						
	7	1	309-2963	1	CONNECTOR						
	8	1	298-0473	1	FITTING-ADAPTER						
	10	1	<i>148-8408</i>	1	PLUG AS						
		1	3D-2824	1	SEAL-O-RING						
		1	9S-4183	1	PLUG (1-1/16-12-THD)						
	11	1	<i>442-3478</i>	1	PLUG AS						
		1	9S-4181	1	PLUG (5/16-12-THD)						
		1	238-5084	1	SEAL-O-RING						
M	12	1	303-4777	1	NUT (M5X0.8-THD)						
M	13	1	153-3568	1	BOLT-SOCKET HEAD (M5X0.8X10-MM)						
	14	1	309-3996	2	WASHER (5.3X12.5X5-MM THK)						
	15	1	8T-4121	6	WASHER-HARD (11X21X2.5-MM THK)						
	16	1	8T-4223	1	WASHER-HARD (13.5X25.5X3-MM THK)						
	17	1	331-3890	2	CLAMP						
	18	1	309-2982	2	CLAMP						
	19	1	330-8103	3	CLAMP-HOSE						
	20	1	<i>426-4102</i>	1	ELBOW AS						
		1	6V-8397	1	SEAL-O-RING						
		1	6V-9028	1	SEAL-O-RING						
		1	227-5714	1	ELBOW						
	21	1	477-4116	1	ELBOW						
	22	1	4P-7429	1	CLIP						
	24	1	067-2551	4	CLIP						
	25	1	095-0913	1	CLIP						
	26	1	124-9633	4	CLIP (SLOT)						
	27	1	134-3988	1	CLIP						
	28	1	3S-8664	2	CLIP						
	29	1	132-7551	3	SPACER (11X19X6-MM THK)						
	30	1	478-6917	1	ADAPTER-TEE						
	31	1	494-3691	1	ADAPTER-TEE						
	32	1	<i>440-6509</i>	1	ADAPTER AS						
		1	228-7089	1	SEAL-O-RING						
		1	386-6212	1	ADAPTER						
		1	451-2766	1	SEAL						
	33	1	483-2995	1	VALVE AS-CHECK						
I	34	1	505-5023	1	HOSE AS						
I	36	1	494-3736	1	HOSE AS						
I	37	1	494-3737	1	HOSE AS						
I	38	1	494-3738	1	HOSE AS						
	39	1	494-3739	1	HOSE AS						
G	40	1	423-1983		HOSE (57.5-IN)						
	41	1	494-3701	1	TUBE AS						

BRAKING SYSTEM

494-3683 **LINES GP-BRAKE** (contd.)

i06604807

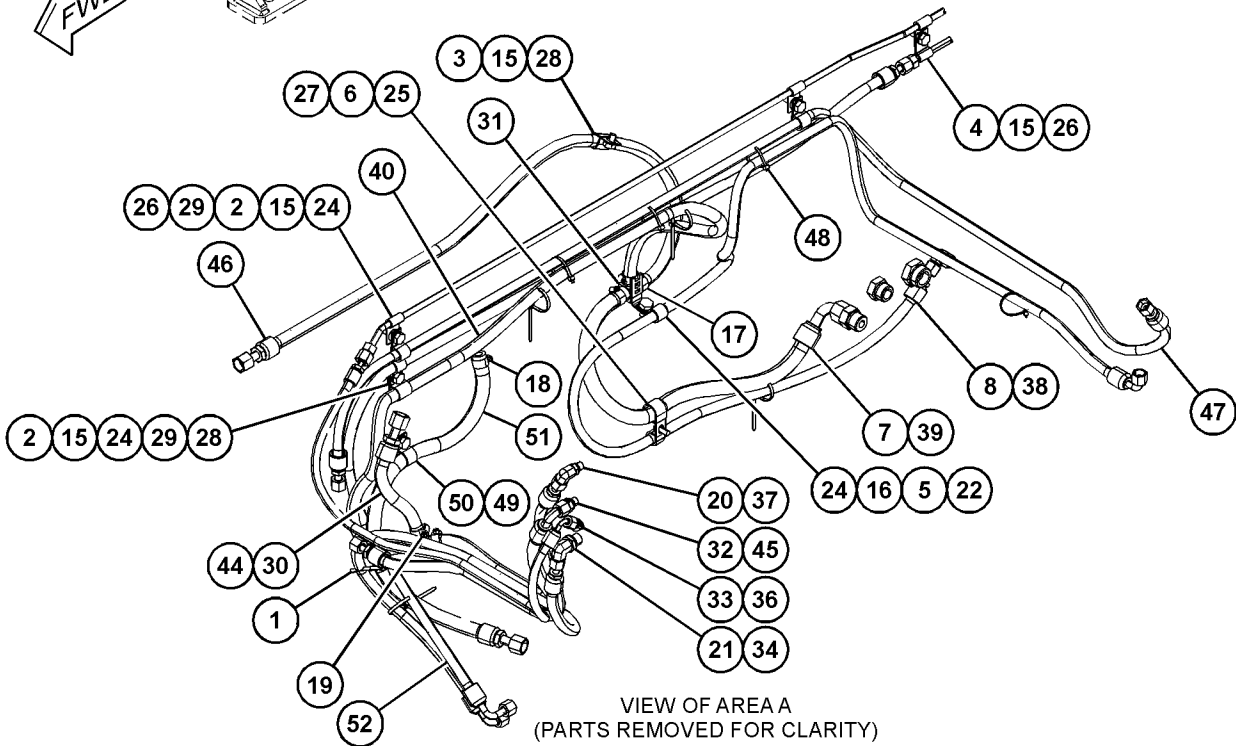
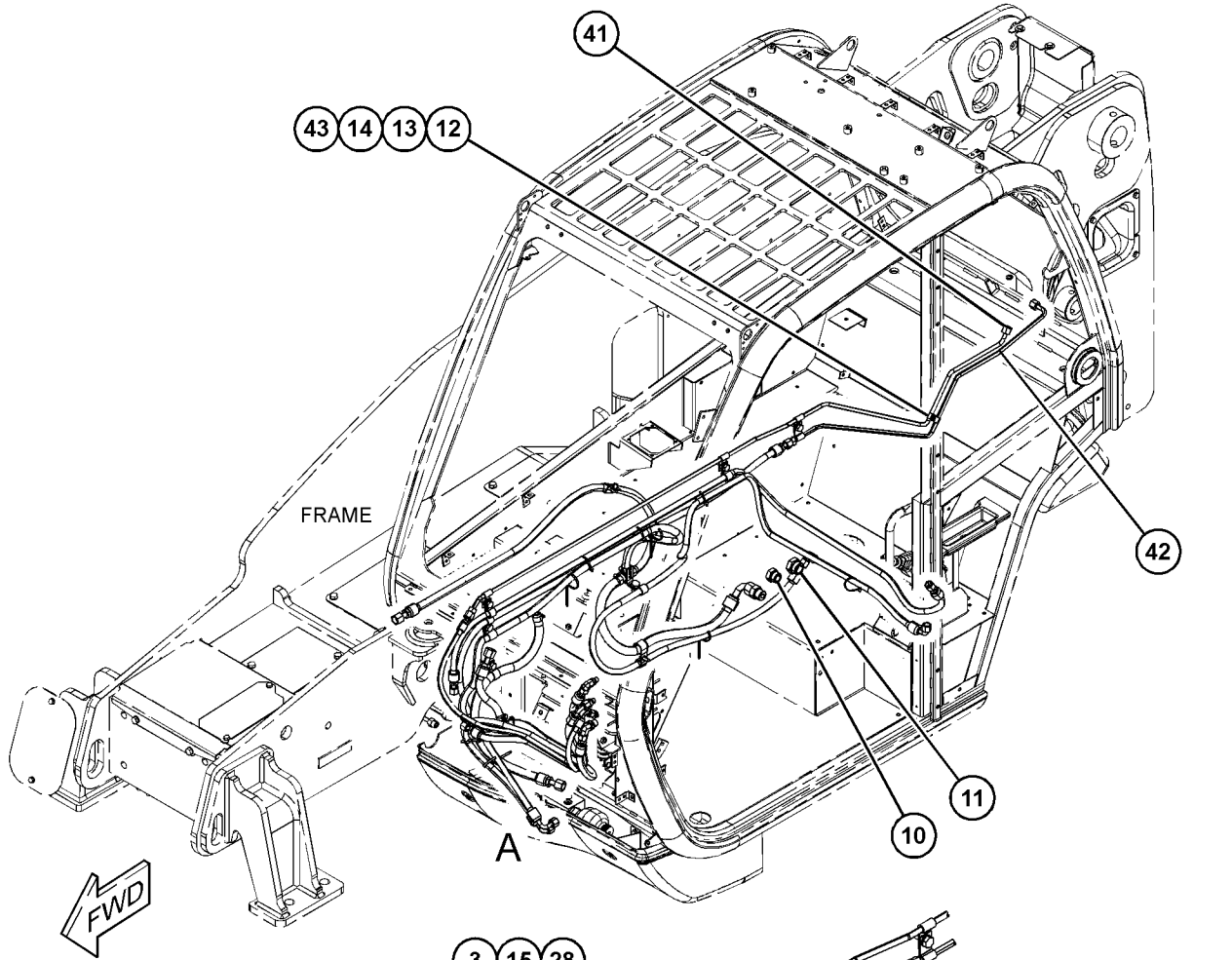
NOTE	REF NO	GRAPHIC REF	PART NUMBER	QTY	PART NAME						SEE PAGE
					1	2	3	4	5	6 (PRODUCT LEVEL)	
	42	1	505-5028	1	PIPE AS						
	43	1	494-3703	2	CLAMP						
	44	1	494-3740	1	HOSE AS						
	45	1	494-3741	1	HOSE AS						
	46	1	494-3742	1	HOSE AS						
I	47	1	505-5024	1	HOSE AS						
	48	1	3S-2093	4	STRAP-CABLE						
M	49	1	8T-4137	1	BOLT (M10X1.5X20-MM)						
	50	1	1S-0994	1	CLIP						
	51	1	505-5025	1	HOSE AS						
I	52	1	505-5026	1	HOSE AS						

G - ORDER BY THE INCH
 I - REFER TO HYDRAULIC INFORMATION SYSTEM
 M - METRIC PART

BRAKING SYSTEM

494-3683 LINES GP-BRAKE (contd.)

i06604807



VIEW OF AREA A
(PARTS REMOVED FOR CLARITY)

GRAPHIC #1

<END>

g06098319

BRAKING SYSTEM

495-0020 LINES GP-BRAKE

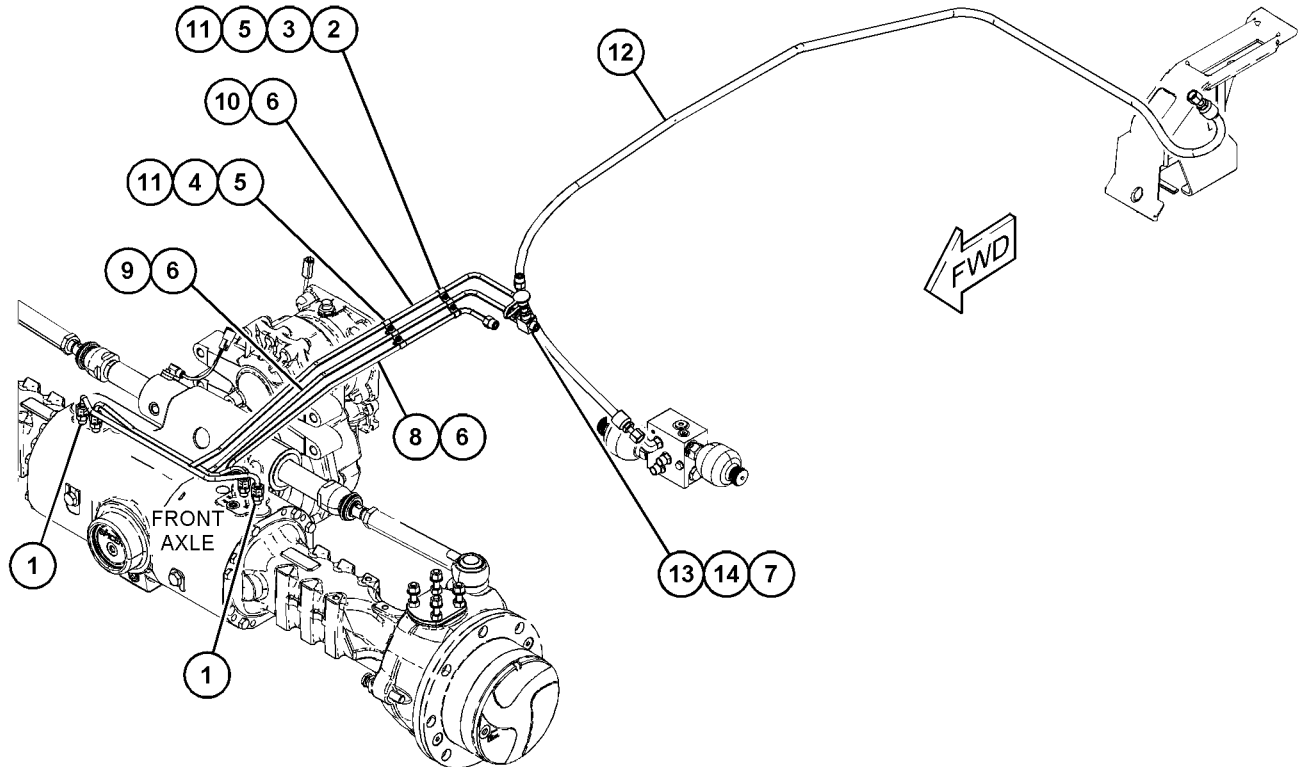
PART OF 495-1912 HYDRAULIC AR

SMCS-4257

i06810196

NOTE	REF NO	GRAPHIC REF	PART NUMBER	QTY	PART NAME						SEE PAGE
					1	2	3	4	5	6 (PRODUCT LEVEL)	
	1	1	298-1610	4	FITTING						
M	2	1	5C-2874	2	NUT (M5X0.8-THD)						
M	3	1	153-3568	2	BOLT-SOCKET HEAD (M5X0.8X10-MM)						
M	4	1	455-2256	2	BOLT-SOCKET HEAD (M5X0.8X20-MM)						
	5	1	309-3996	6	WASHER (5.3X12.5X5-MM THK)						
	6	1	6V-8397	3	SEAL-O-RING						
	7	1	8T-8902	1	ADAPTER-TEE						
	8	1	494-9556	1	TUBE AS						
	9	1	494-9557	1	TUBE AS						
	10	1	494-9558	1	TUBE AS						
	11	1	494-9559	3	CLIP						
I	12	1	505-0896	1	HOSE AS						
	13	1	164-5567	1	COUPLER AS-QUICK DISCONNECT (MALE)						
		1	6V-3965	1	FITTING (QUICK DISCONNECT)						
		1	214-7568	1	SEAL-O-RING						
	14	1	6V-0852	1	CAP-DUST						

I - REFER TO HYDRAULIC INFORMATION SYSTEM
M - METRIC PART



GRAPHIC #1

<END>

g06061880

BRAKING SYSTEM

493-1108 VALVE & MTG GP-BRAKE

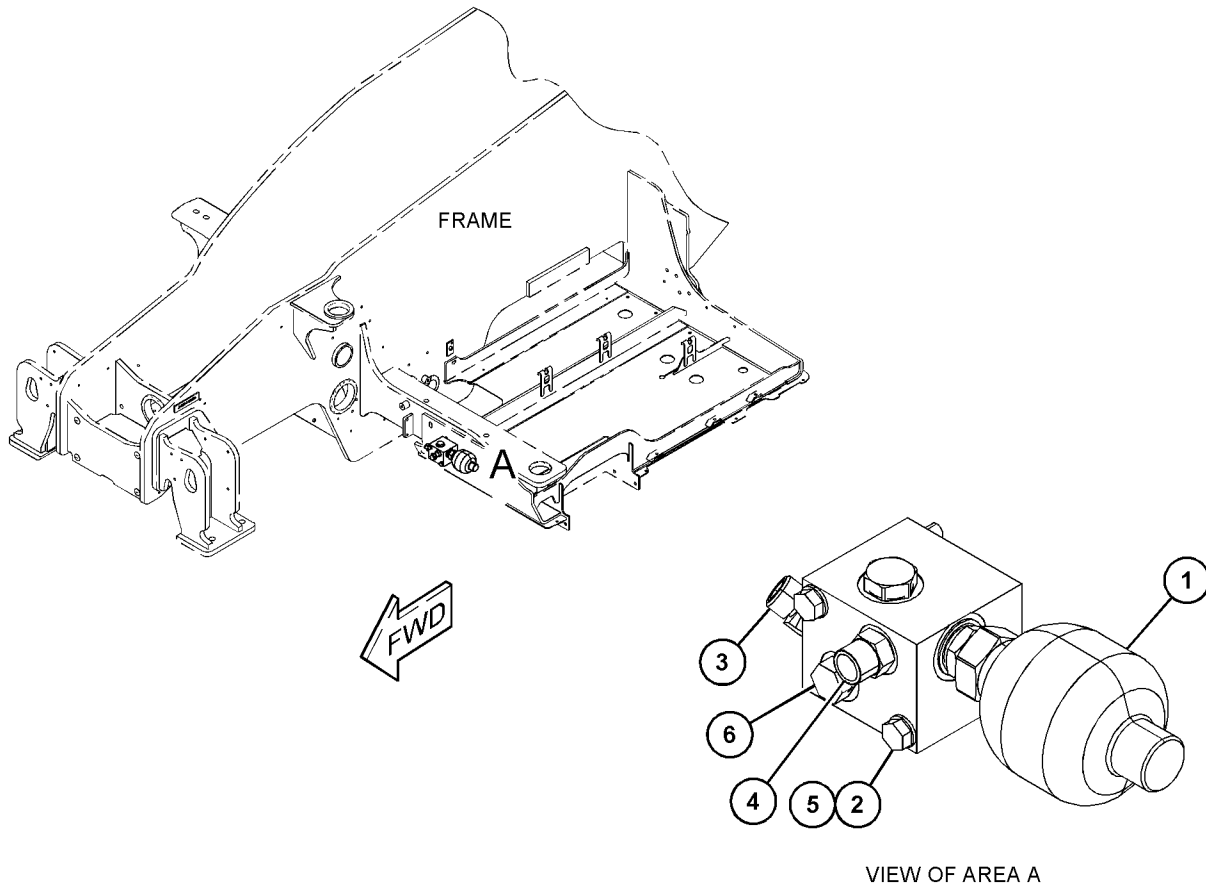
PART OF 495-1912 HYDRAULIC AR

SMCS-4262, 4265, 4282

i06825098

NOTE	REF NO	GRAPHIC REF	PART NUMBER	QTY	PART NAME						SEE PAGE
					1	2	3	4	5	6 (PRODUCT LEVEL)	
Y	1	1	493-1109	1	VALVE GP-BRAKE CONTROL						293
M	2	1	8T-3647	2	BOLT (M8X1.25X80-MM)						
	3	1	521-9123	1	ELBOW						
	4	1	473-8956	1	ADAPTER						
	5	1	8T-4224	2	WASHER-HARD (8.8X16X2-MM THK)						
	6	1	303-4765	1	PLUG						

M - METRIC PART
Y - SEPARATE ILLUSTRATION



GRAPHIC #1

<END>

g06045342

BRAKING SYSTEM

493-1109 VALVE GP-BRAKE CONTROL

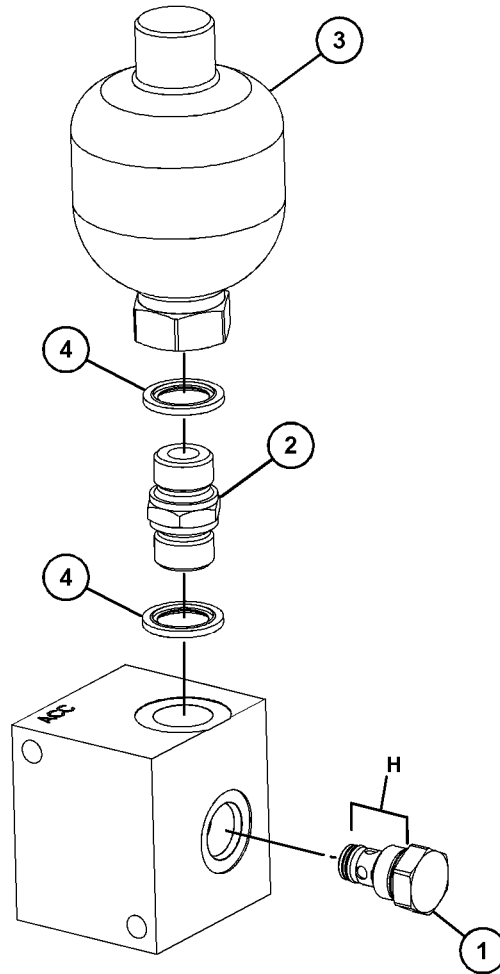
PART OF 493-1108 VALVE & MTG GP-BRAKE

SMCS-4265, 4282

i06810169

NOTE	REF NO	GRAPHIC REF	PART NUMBER	QTY	PART NAME						SEE PAGE
					1	2	3	4	5	6 (PRODUCT LEVEL)	
J	1	1	177-3868	1	VALVE GP-CHECK (DRAIN)						
		1	3K-0360	1	SEAL-O-RING						
	2	1	511-7666	1	ADAPTER						
	3	1	462-5368	1	ACCUMULATOR						
	4	1	511-7665	2	SEAL						
AVAILABLE REPAIR KIT(S):											
J			120-9051	1	KIT-SEAL (CHECK VALVE)						
					(INCLUDES O-RING & RETAINER RING)						
			341-7110	1	KIT-SEAL						
					(INCLUDES PARTS MARKED "H" IN THE GRAPHIC)						

J - KIT MARKED J SERVICES PART(S) MARKED J



GRAPHIC #1

<END>

g06131186

STEERING SYSTEM

495-0071 LINES GP-STEERING

PART OF 495-1912 HYDRAULIC AR

SMCS-4304

i06810253

NOTE	REF NO	GRAPHIC REF	PART NUMBER	QTY	PART NAME						SEE PAGE
					1	2	3	4	5	6 (PRODUCT LEVEL)	
M	1	1	7X-2537	1	BOLT (M8X1.25X35-MM)						
M	2	1	8T-4191	1	BOLT (M10X1.5X16-MM)						
	3	1	298-0471	1	FITTING-ADAPTER						
	4	1	298-0474	1	FITTING-ADAPTER						
	5	1	8T-4224	1	WASHER-HARD (8.8X16X2-MM THK)						
	6	1	8T-4121	1	WASHER-HARD (11X21X2.5-MM THK)						
	7	1	331-6880	4	ADAPTER						
	8	1	299-6644	1	PLATE						
	9	1	298-7438	1	CLAMP						
	10	1	6V-3265	1	CLIP						
	11	1	<i>164-5572</i>	1	UNION AS						
		1	6V-8398	2	SEAL-O-RING						
		1	6V-8731	1	UNION						
	12	1	<i>150-3067</i>	1	UNION AS						
		1	4J-5477	2	SEAL-O-RING						
		1	6V-8729	1	UNION						
	13	1	472-7846	1	TUBE AS						
	14	1	472-7847	1	TUBE AS						
	15	1	494-9779	2	CLAMP AS						
I	16	1	494-9663	2	HOSE AS						
	17	1	494-9785	1	TUBE AS						
I	18	1	494-9664	1	HOSE AS						
	19	1	494-9792	1	TUBE AS						
	20	1	494-9804	1	TUBE AS						
	21	1	6V-8397	3	SEAL-O-RING						

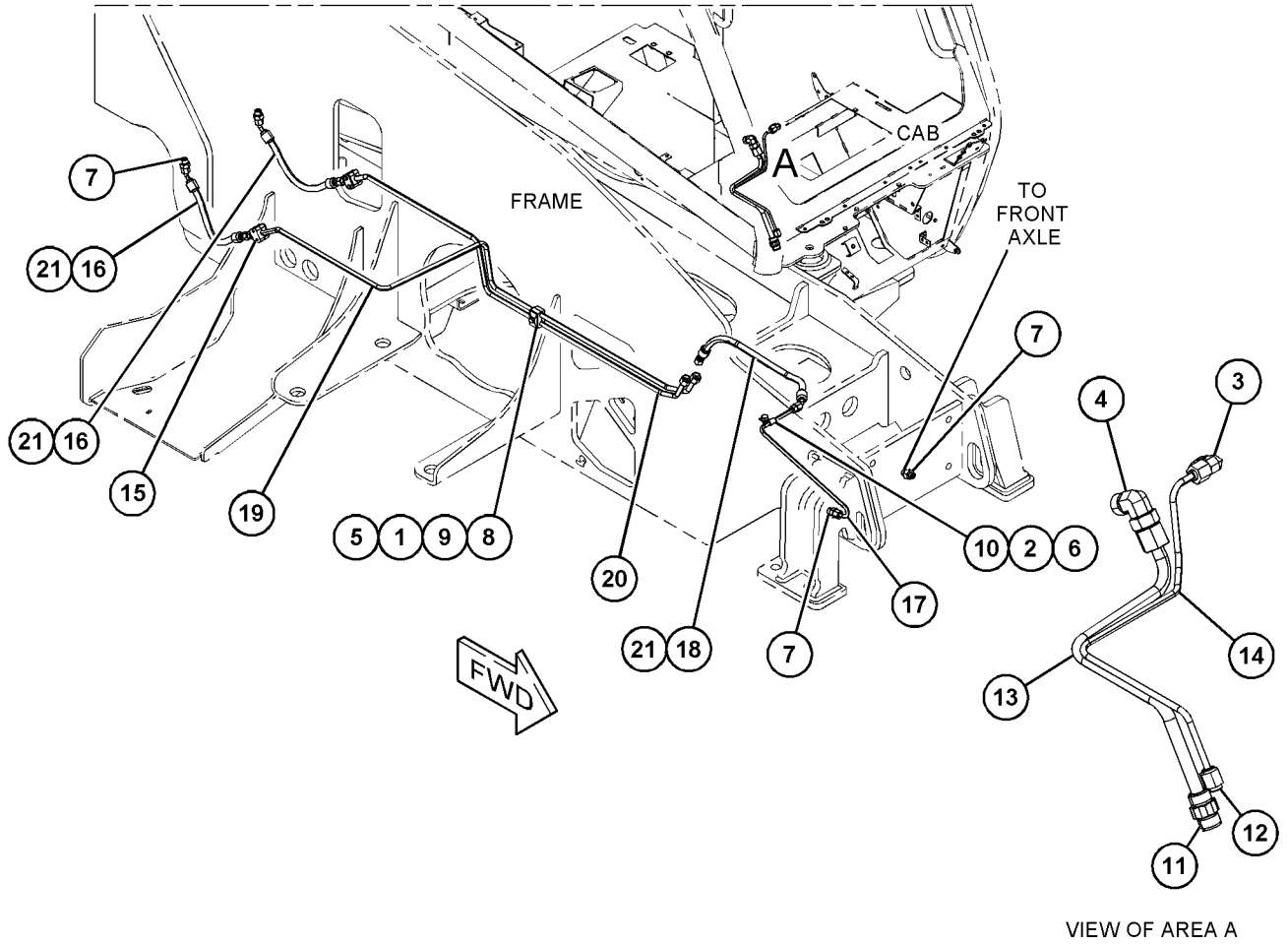
I - REFER TO HYDRAULIC INFORMATION SYSTEM

M - METRIC PART

STEERING SYSTEM

495-0071 LINES GP-STEERING (contd.)

i06810253



GRAPHIC #1

<END>

g06127099

STEERING SYSTEM

495-1982 LINES GP-STEERING

PART OF 495-1912 HYDRAULIC AR

SMCS-4304

i06810158

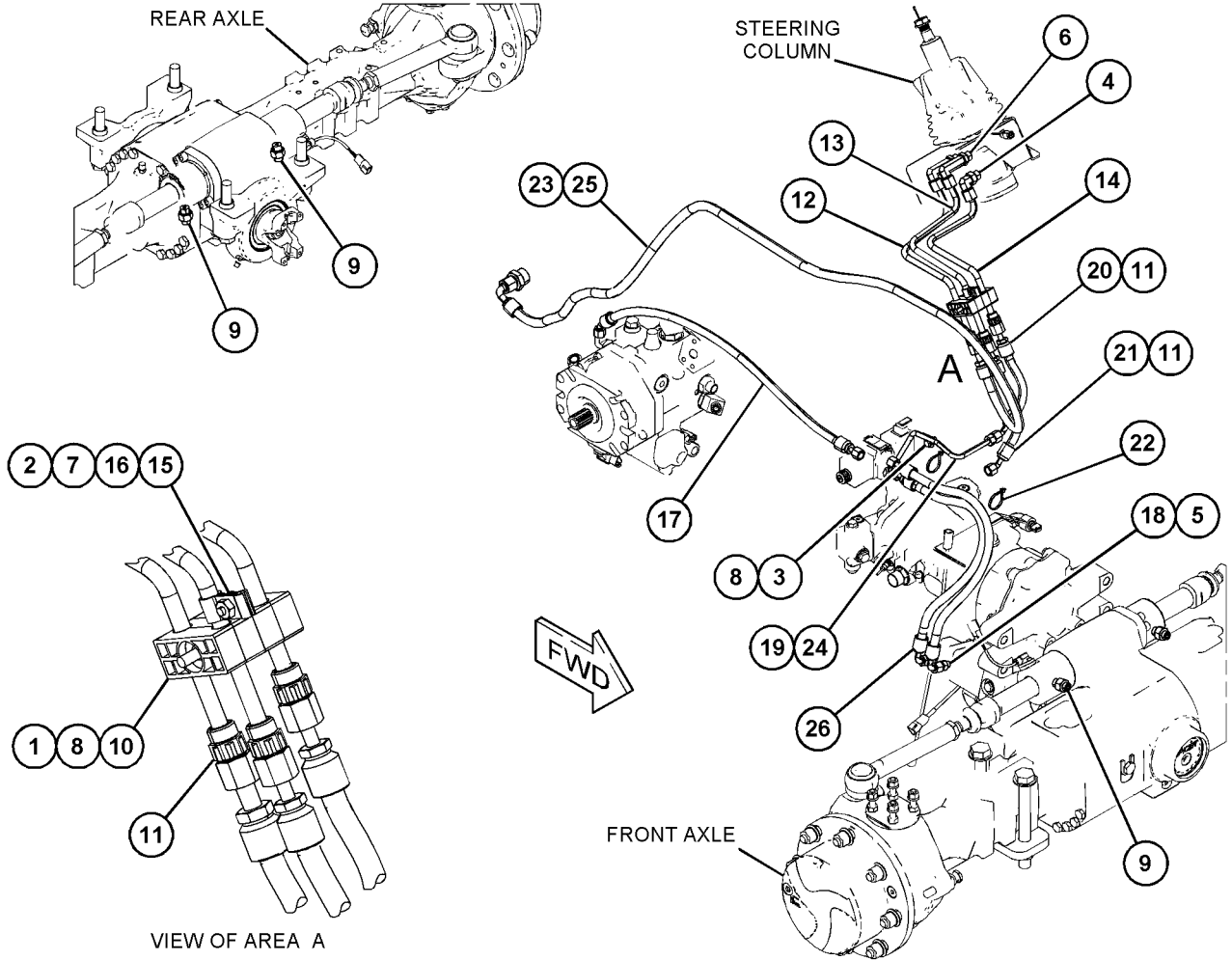
NOTE	REF NO	GRAPHIC REF	PART NUMBER	QTY	PART NAME						SEE PAGE
					1	2	3	4	5	6 (PRODUCT LEVEL)	
M	1	1	8T-3647	1	BOLT (M8X1.25X80-MM)						
M	2	1	5C-9553	1	BOLT (M6X1X16-MM)						
M	3	1	8T-4189	1	BOLT (M8X1.25X20-MM)						
	4	1	298-0474	1	FITTING-ADAPTER						
	5	1	298-1610	2	FITTING						
	6	1	298-0490	2	FITTING-ELBOW						
	7	1	5W-1417	1	WASHER (6.4X18X1.6-MM THK)						
	8	1	8T-4224	2	WASHER-HARD (8.8X16X2-MM THK)						
	9	1	331-6880	4	ADAPTER						
	10	1	204-7274	4	CLAMP						
	11	1	<i>164-5572</i>	3	UNION AS						
					(EACH INCLUDES)						
		1	6V-8398	2	SEAL-O-RING						
		1	6V-8731	1	UNION						
	12	1	473-7237	1	TUBE AS						
	13	1	473-7236	1	TUBE AS						
	14	1	473-7238	1	TUBE AS						
	15	1	473-1595	1	BRACKET AS						
	16	1	473-1597	1	BRACKET						
I	17	1	495-1985	1	HOSE AS						
I	18	1	495-1986	1	HOSE AS						
	19	1	495-1984	1	TUBE AS						
I	20	1	495-1988	1	HOSE AS						
I	21	1	495-1996	1	HOSE AS						
	22	1	3S-2093	2	STRAP-CABLE						
	23	1	138-7538	1	CONNECTOR						
	24	1	6V-8397	1	SEAL-O-RING						
I	25	1	515-9802	1	HOSE AS						
	26	1	515-9803	1	HOSE AS						

I - REFER TO HYDRAULIC INFORMATION SYSTEM
M - METRIC PART

STEERING SYSTEM

495 - 1982 LINES GP-STEERING (contd.)

i06810158



GRAPHIC #1

<END>

g06124817

STEERING SYSTEM

486-4419 STEERING COLUMN GP

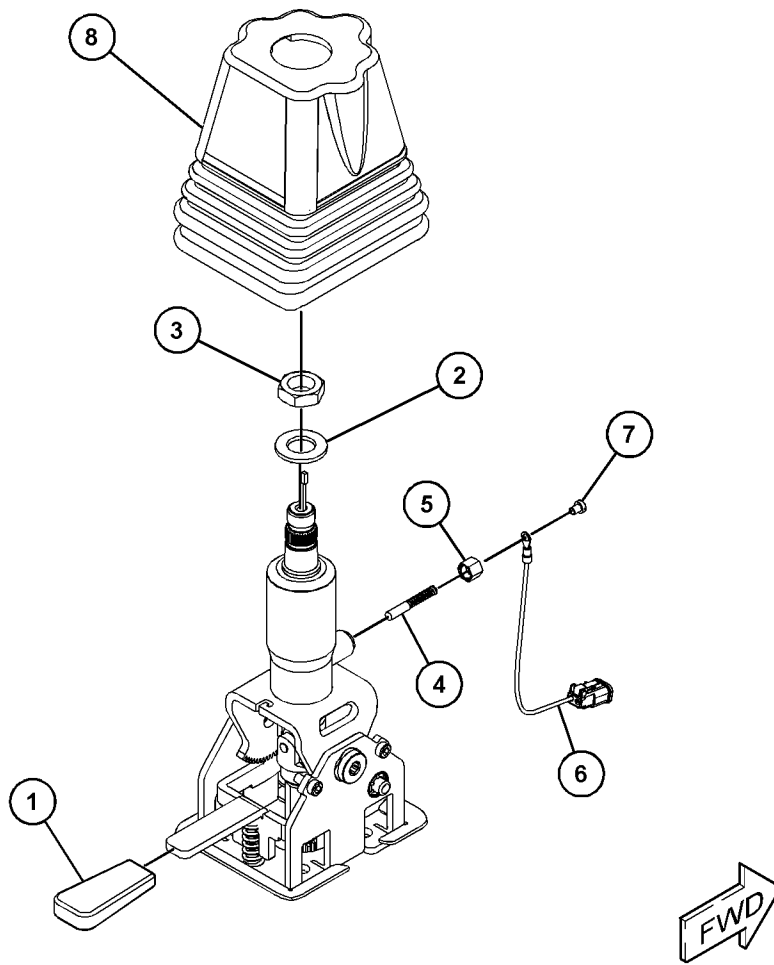
PART OF 486-4417 STEERING GP-HYDRAULIC
AN ATTACHMENT

SMCS-4338

i06591342

NOTE	REF NO	GRAPHIC REF	PART NUMBER	QTY	PART NAME						SEE PAGE
					1	2	3	4	5	6	
	1	1	480-6174	1	KNOB						
M	2	1	480-5398	1	WASHER (34X3-MM THK)						
M	3	1	480-5397	1	NUT (M18X2.5-THD)						
	4	1	480-5399	1	CONTACT						
	5	1	480-5400	1	CAP						
	6	1	480-5401	1	CABLE						
	7	1	480-7425	1	SCREW						
	8	1	480-9044	1	BOOT						

M - METRIC PART



GRAPHIC #1

<END>

g06086744

STEERING SYSTEM

486-4417 STEERING GP-HYDRAULIC

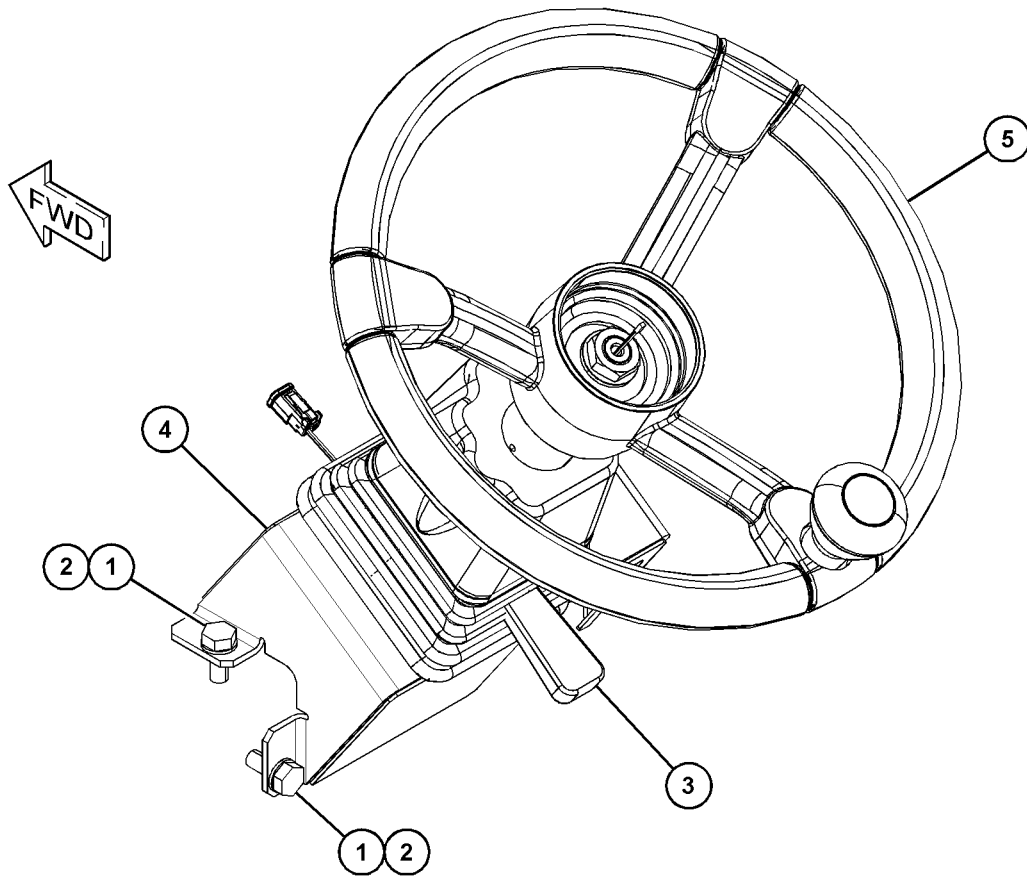
PART OF 502-3551 CAB AR, 502-3552, 502-3553, 502-3554 CAB AR-ENCLOSED ROPS
AN ATTACHMENT

SMCS-4300, 4312

i06591343

NOTE	REF NO	GRAPHIC REF	PART NUMBER	QTY	PART NAME						SEE PAGE
					1	2	3	4	5	6 (PRODUCT LEVEL)	
M	1	1	8T-4136	8	BOLT (M10X1.5X25-MM)						
	2	1	8T-4121	8	WASHER-HARD (11X21X2.5-MM THK)						
Y	3	1	486-4419	1	STEERING COLUMN GP						298
	4	1	473-1593	1	PLATE AS (STEERING COLUMN)						
	5	1	481-3658	1	WHEEL AS						
		1	481-3653	1	STEERING WHEEL						
		1	481-3654	1	SPINNER AS						
M		1	344-5674	1	NUT (M8X1.25-THD)						

M - METRIC PART
Y - SEPARATE ILLUSTRATION



GRAPHIC #1

<END>

g06055240

STEERING SYSTEM

495-0106 VALVE & MTG GP-STEERING

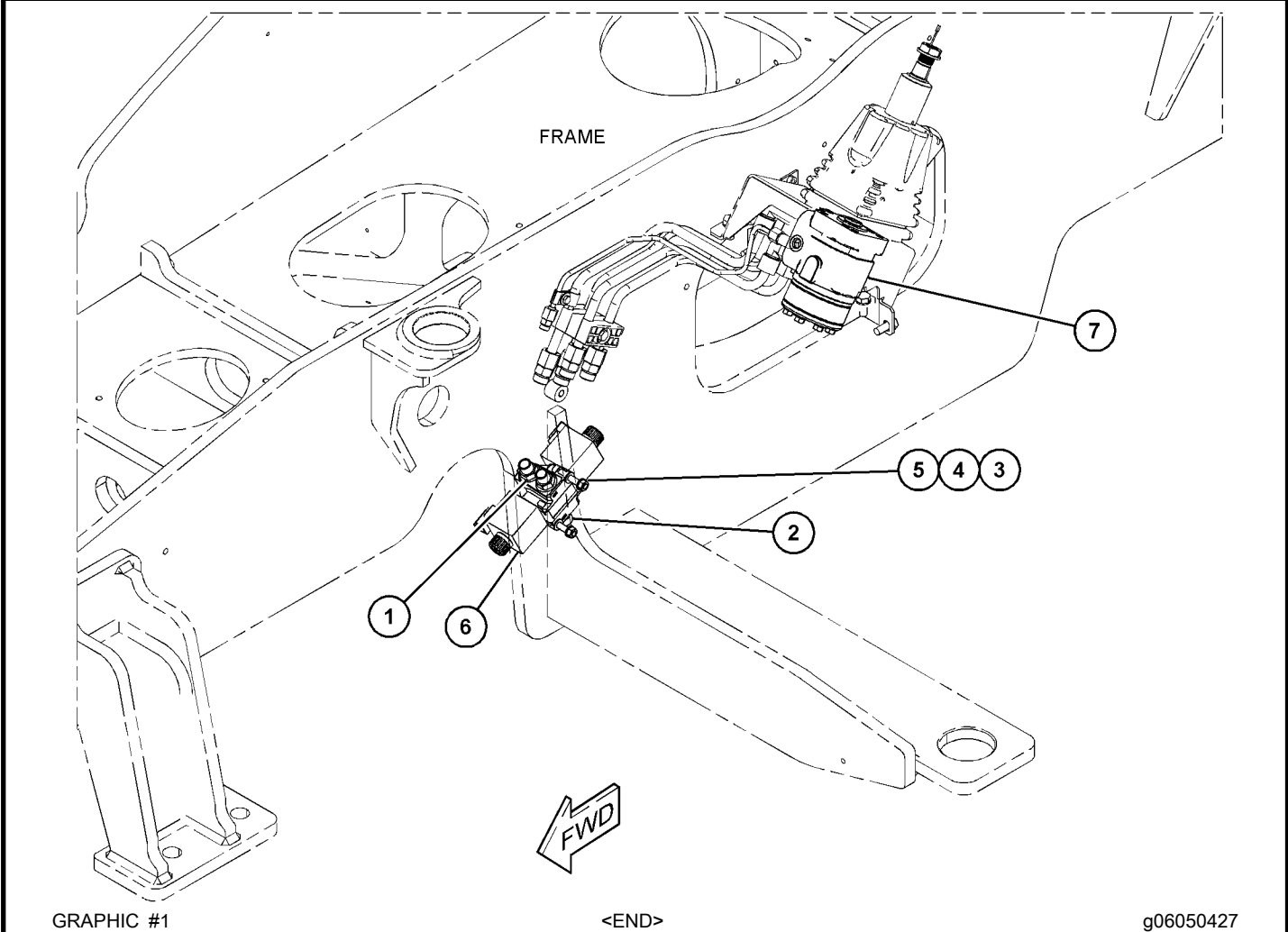
PART OF 495-1912 HYDRAULIC AR

SMCS-4307, 4312, 4343

i06604809

NOTE	REF NO	GRAPHIC REF	PART NUMBER	QTY	PART NAME						SEE PAGE
					1	2	3	4	5	6 (PRODUCT LEVEL)	
	1	1	298-0462	2	FITTING-ADAPTER						
	2	1	298-0463	2	FITTING-ADAPTER						
M	3	1	5C-7261	2	NUT (M8X1.25-THD)						
M	4	1	379-2554	2	BOLT-SOCKET HEAD (M8X1.25X50-MM)						
	5	1	8T-4224	4	WASHER-HARD (8.8X16X2-MM THK)						
	6	1	448-4869	1	VALVE GP-STEERING						
		1	319-7671	2	KIT-SEAL						
		1	484-1870	2	COIL						
7	1	1	504-1305	1	VALVE (STEERING)						

M - METRIC PART



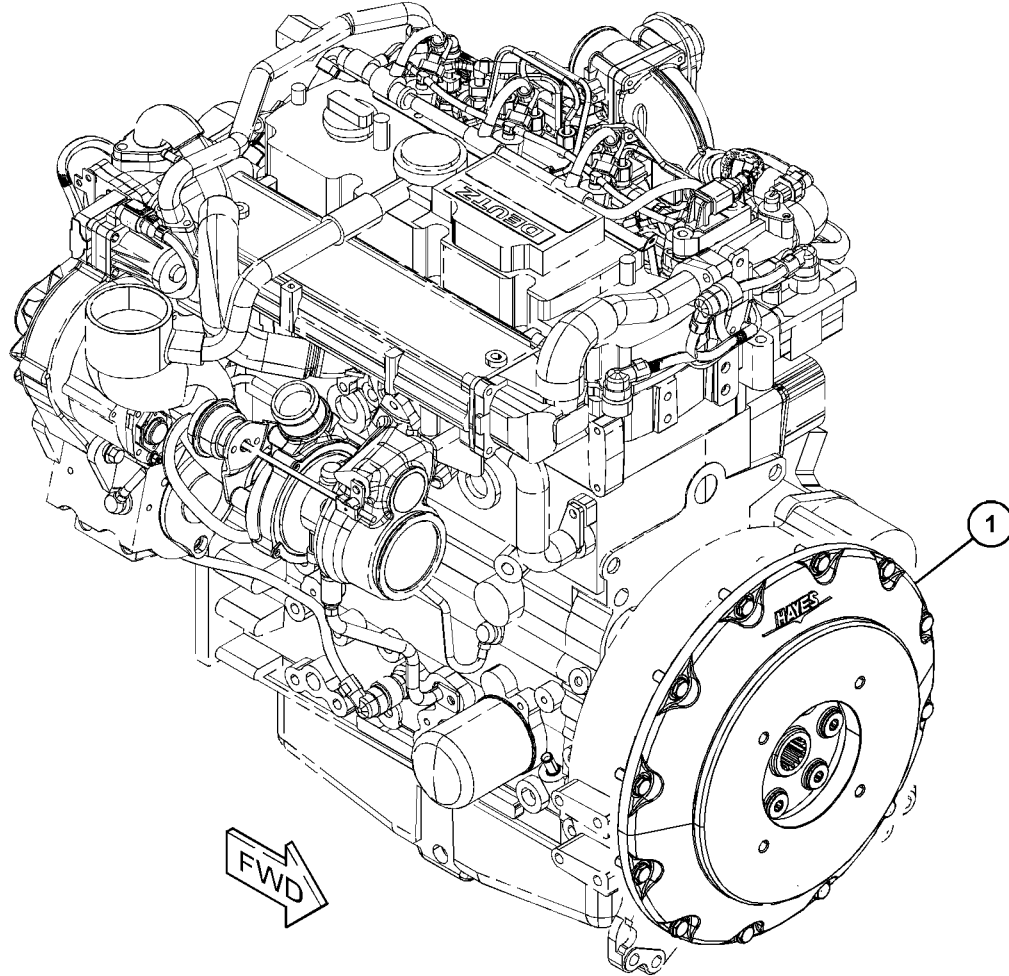
HYDRAULIC SYSTEM

492-2934 COUPLING GP PART OF 495-1914 POWER TRAIN AR

SMCS-5057

i06810178

NOTE	REF NO	GRAPHIC REF	PART NUMBER	QTY	PART NAME						SEE PAGE
					1	2	3	4	5	6 (PRODUCT LEVEL)	
	1	1	492-2935	1	COUPLING AS						



GRAPHIC #1

<END>

g06128470

HYDRAULIC SYSTEM

516-8675 COUPLING GP

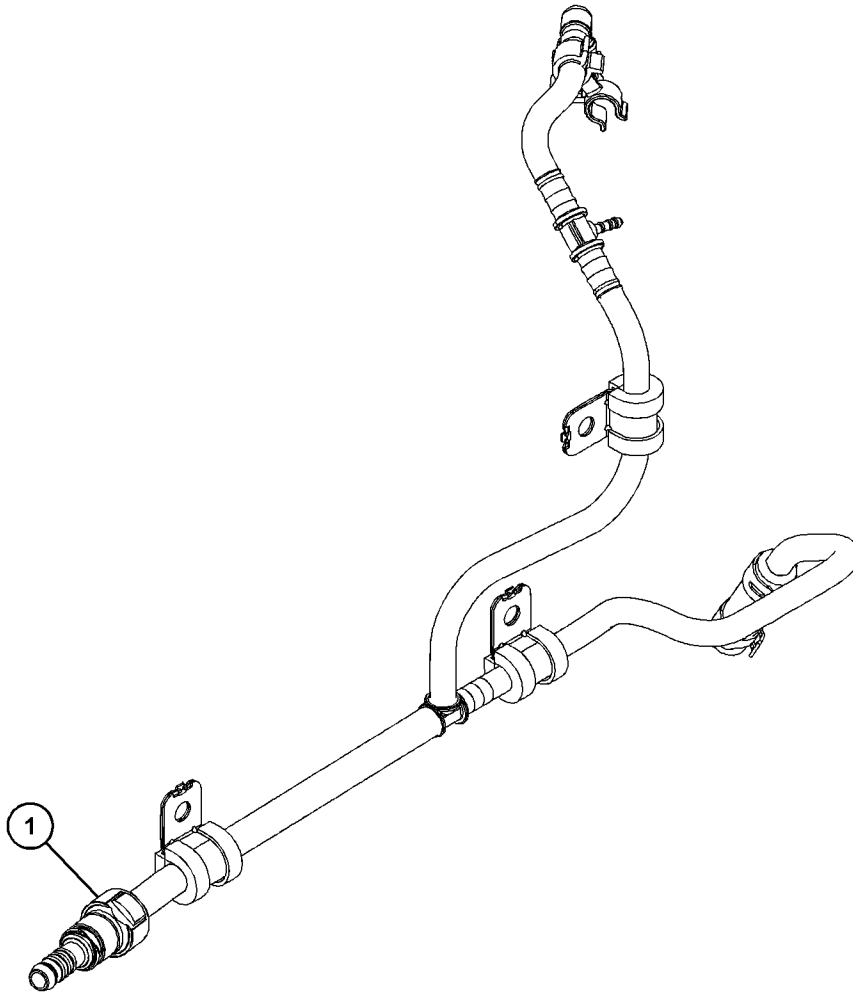
S/N: TD21-UP

PART OF 492-2140 ENGINE AR-PRIMARY
AN ATTACHMENT

SMCS-5057

i06813981

NOTE	REF NO	GRAPHIC REF	PART NUMBER	QTY	PART NAME						SEE PAGE
					1	2	3	4	5	6	
	1	1	516-0625	1	CLUTCH						



GRAPHIC #1

<END>

g06128853

HYDRAULIC SYSTEM

224-5083 CYLINDER & MTG GP-CARRIAGE-FORK

76.2-MM(3-IN) BORE X 300-MM(11.8-IN) STROKE

PART OF 222-6210 CARRIAGE GP-FORK
AN ATTACHMENT

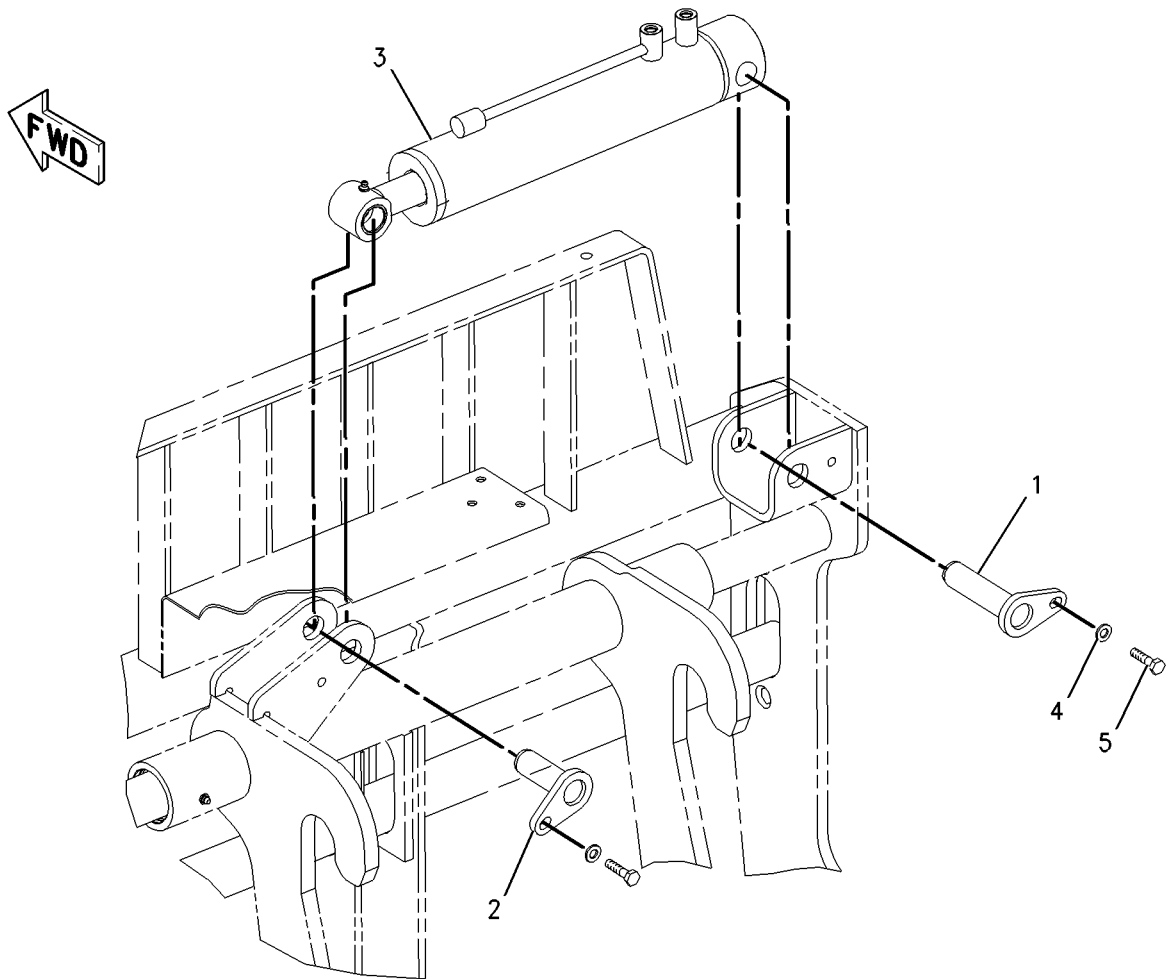
SMCS-5804

i05838920

NOTE	REF NO	GRAPHIC REF	PART NUMBER	QTY	PART NAME						SEE PAGE
					1	2	3	4	5	6 (PRODUCT LEVEL)	
	1	1	224-5084	1	PIN AS						
	2	1	224-5087	1	PIN AS						
Y	3	1	224-5091	1	CYLINDER GP-CARRIAGE (SIDESHIFT)						309
	4	1	8T-4121	2	WASHER-HARD (11X21X2.5-MM THK)						
M	5	1	8T-4186	2	BOLT (M10X1.5X40-MM)						

M - METRIC PART

Y - SEPARATE ILLUSTRATION



GRAPHIC #1

<END>

g00929393

HYDRAULIC SYSTEM

235-2662 CYLINDER & MTG GP-CARRIAGE-ROTATING

80-MM(3.1-IN) BORE X 123-MM(4.8-IN) STROKE

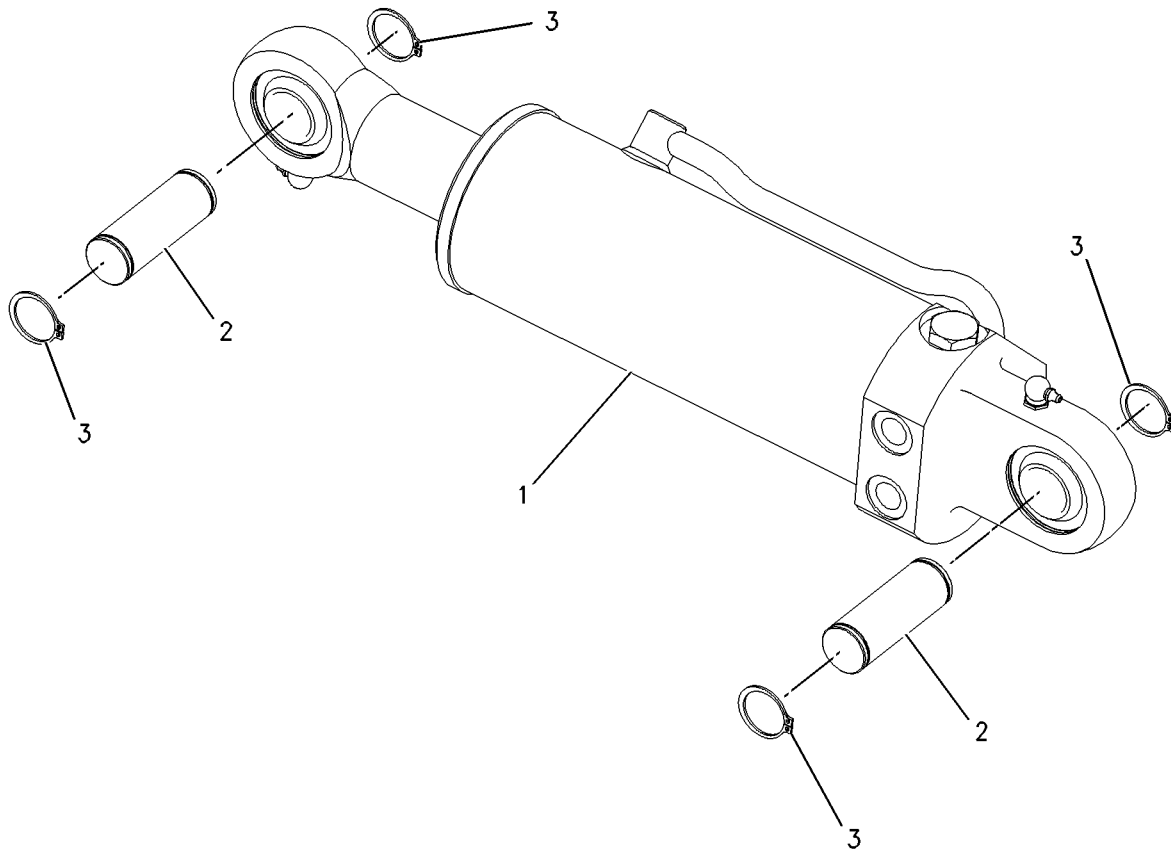
PART OF 231-3229 CARRIAGE GP-ROTATING
AN ATTACHMENT

SMCS-5804

i05840624

NOTE	REF NO	GRAPHIC REF	PART NUMBER	QTY	PART NAME						SEE PAGE
					1	2	3	4	5	6 (PRODUCT LEVEL)	
J	1	1	160-0064	1	CYLINDER GP-CARRIAGE (ROTATE)						
	2	1	160-4658	2	PIN						
	3	1	6V-8754	4	RING-RETAINING						
					AVAILABLE REPAIR KIT(S):						
J			8Q-6229	1	KIT-SEAL						
					(INCLUDES SEAL, LOCK RING, RING-GUIDE, O-RING SEALS, BACKUP RING, PISTON SEAL, SCREW & WIPER)						

J - KIT MARKED J SERVICES PART(S) MARKED J



GRAPHIC #1

<END>

g01001931

HYDRAULIC SYSTEM

494-2034 CYLINDER & MTG GP-COMPENSATING

70-MM (2.7-IN) BORE X 560-MM (22-IN) STROKE

PART OF 495-1910, 495-1911 CHASSIS AR

SMCS-5086, 5816, 6460

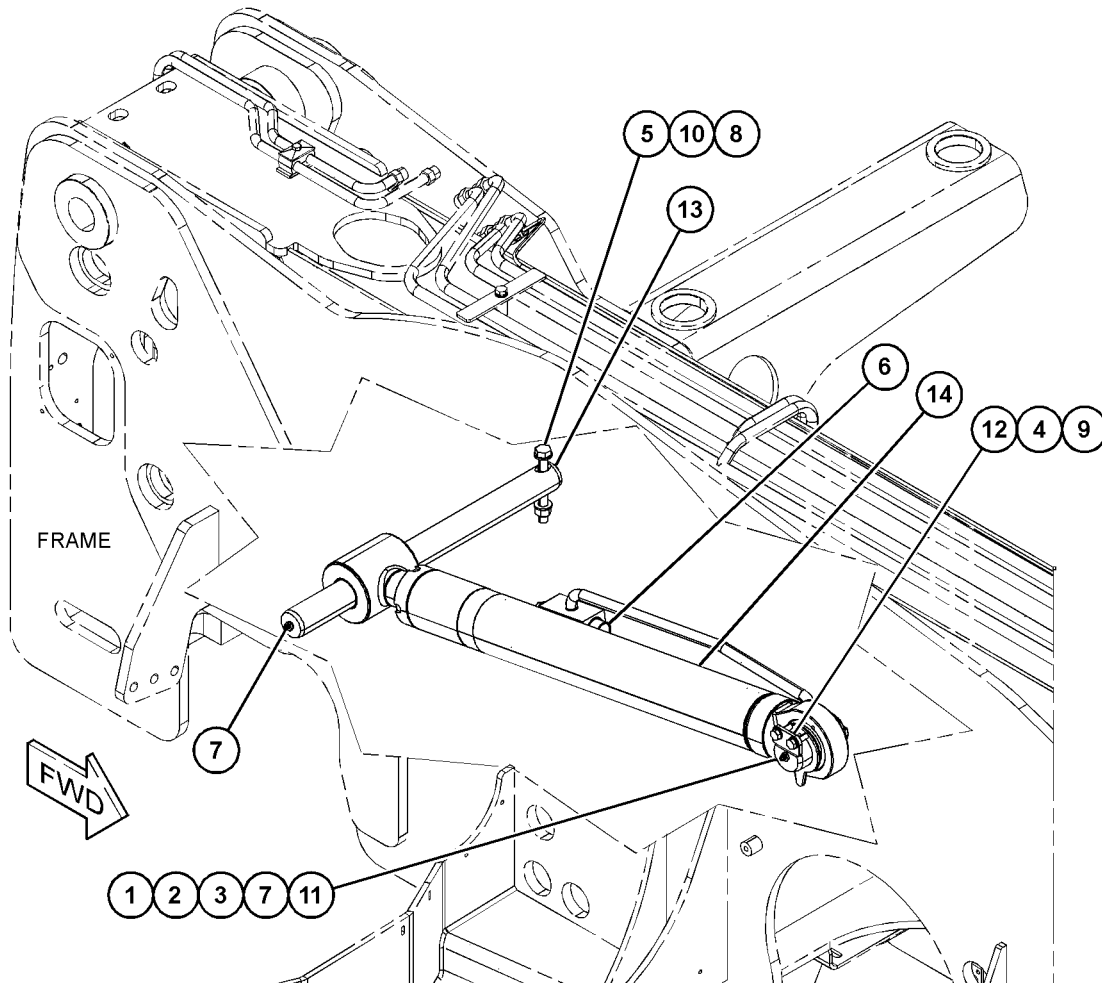
i06810188

NOTE	REF NO	GRAPHIC REF	PART NUMBER	QTY	PART NAME						SEE PAGE
					1	2	3	4	5	6	
B	1	1	494-3707	1	SHIM (1-MM THK)						
B	2	1	494-3708	1	SHIM (2-MM THK)						
B	3	1	494-3709	1	SHIM (3-MM THK)						
M	4	1	8T-4908	2	BOLT (M8X1.25X25-MM)						
M	5	1	474-2467	1	BOLT (M12X1.75X110-MM)						
	6	1	329-3625	2	ADAPTER						
	7	1	323-5623	2	FITTING						
M	8	1	309-9185	1	LOCKNUT (M12X1.75-THD)						
	9	1	8T-4224	2	WASHER-HARD (8.8X16X2-MM THK)						
	10	1	8T-4223	2	WASHER-HARD (13.5X25.5X3-MM THK)						
	11	1	494-2035	1	PIN						
	12	1	494-2037	1	PLATE						
	13	1	494-2038	1	PIN						
Y	14	1	494-2040	1	CYLINDER GP-COMPENSATING						311

B - USE AS REQUIRED

M - METRIC PART

Y - SEPARATE ILLUSTRATION



GRAPHIC #1

<END>

g06042500

HYDRAULIC SYSTEM

494-1913 CYLINDER & MTG GP-LIFT

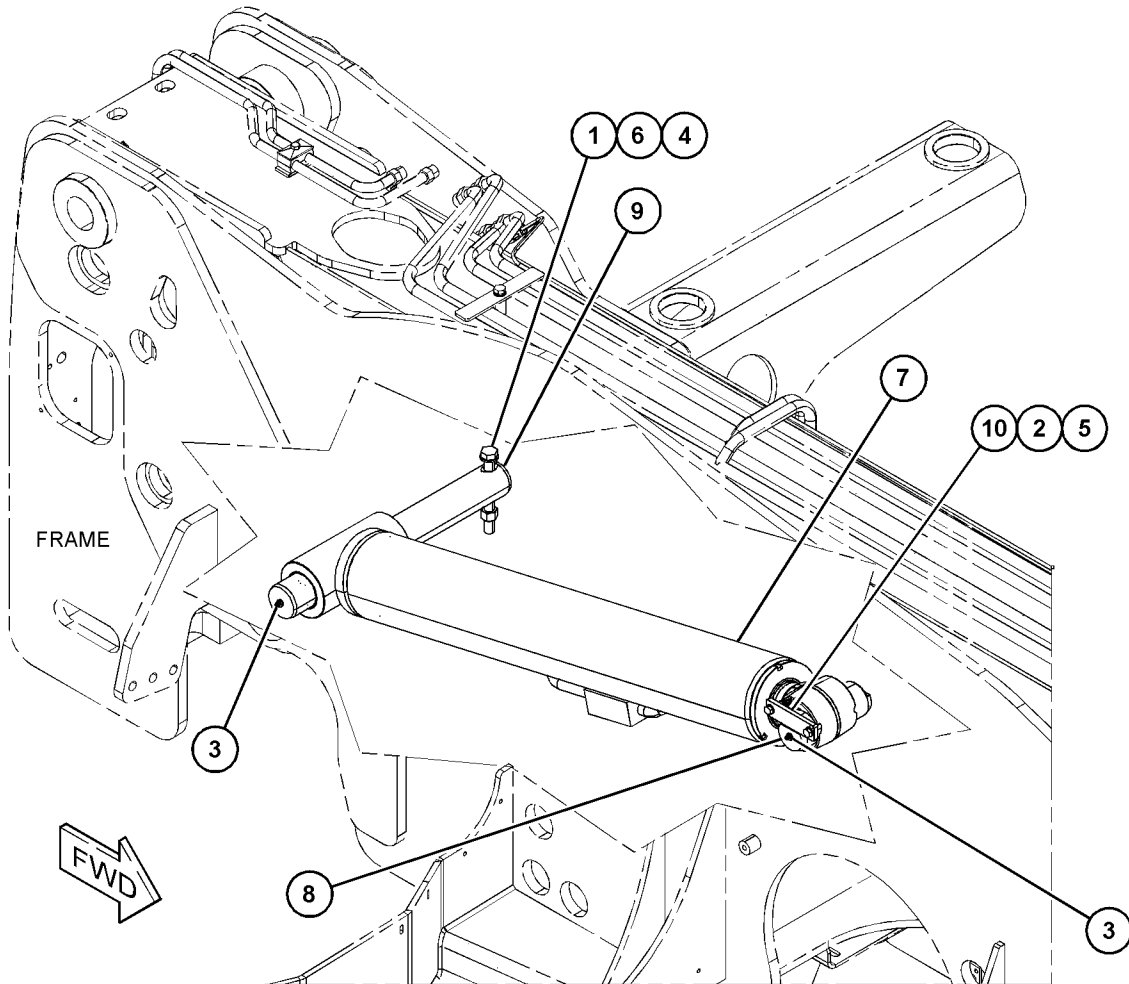
PART OF 495-1910, 495-1911 CHASSIS AR

SMCS-5102

i06603302

NOTE	REF NO	GRAPHIC REF	PART NUMBER	QTY	PART NAME						SEE PAGE
					1	2	3	4	5	6 (PRODUCT LEVEL)	
	1	1	459-8886	1	BOLT (M16-THD)						
M	2	1	8T-4908	2	BOLT (M8X1.25X25-MM)						
	3	1	323-5623	2	FITTING						
M	4	1	459-8912	1	NUT (M16X2-THD)						
	5	1	8T-4224	2	WASHER-HARD (8.8X16X2-MM THK)						
	6	1	9X-8257	1	WASHER (17.5X30X3.5-MM THK)						
Y	7	1	494-1909	1	CYLINDER GP-LIFT						316
	8	1	494-1910	1	PIN						
	9	1	494-1911	1	PIN						
	10	1	494-1912	1	PLATE						

M - METRIC PART
Y - SEPARATE ILLUSTRATION



GRAPHIC #1

<END>

g06042468

HYDRAULIC SYSTEM

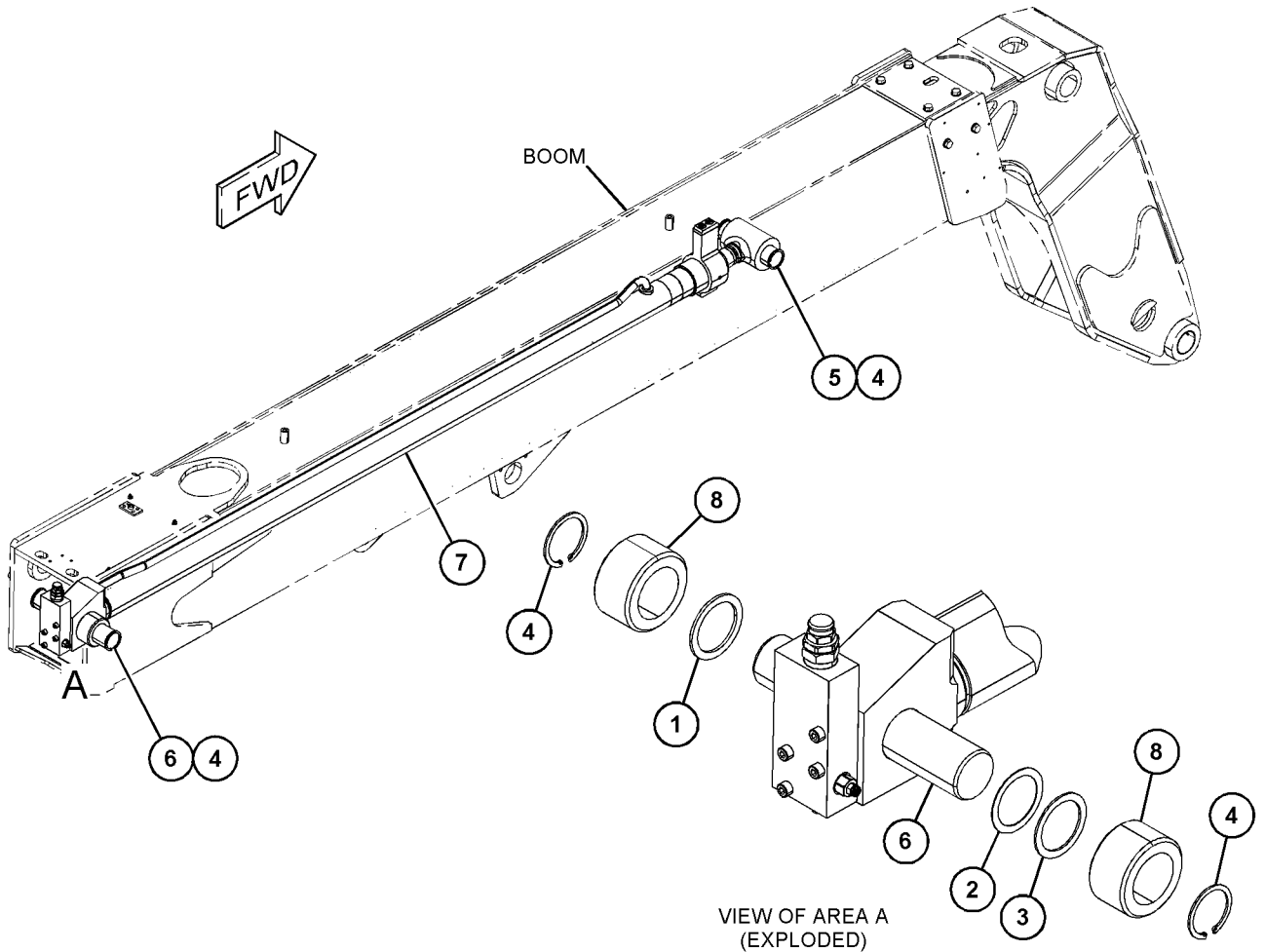
495-0027 CYLINDER & MTG GP-TELESCOPING PART OF 495-1913 BOOM AR

SMCS-5486

i06604824

NOTE	REF NO	GRAPHIC REF	PART NUMBER	QTY	PART NAME						SEE PAGE
					1	2	3	4	5	6	
B	1	1	459-6914	1	SHIM (3-MM THK)						
B	2	1	459-6915	1	SHIM (2-MM THK)						
B	3	1	459-6916	1	SHIM (1-MM THK)						
	4	1	323-7222	4	RING						
	5	1	495-0028	1	PIN						
	6	1	495-0029	1	PIN						
Y	7	1	506-6194	1	CYLINDER GP-TELESCOPING						320
	8	1	495-0031	2	SPACER (52X80X45-MM THK)						

B - USE AS REQUIRED
Y - SEPARATE ILLUSTRATION



GRAPHIC #1

<END>

g06044880

HYDRAULIC SYSTEM

495-0032 CYLINDER & MTG GP-TILT

120-MM (4.7-IN) BORE X 310-MM (12.2-IN) STROKE

PART OF 495-1913 BOOM AR

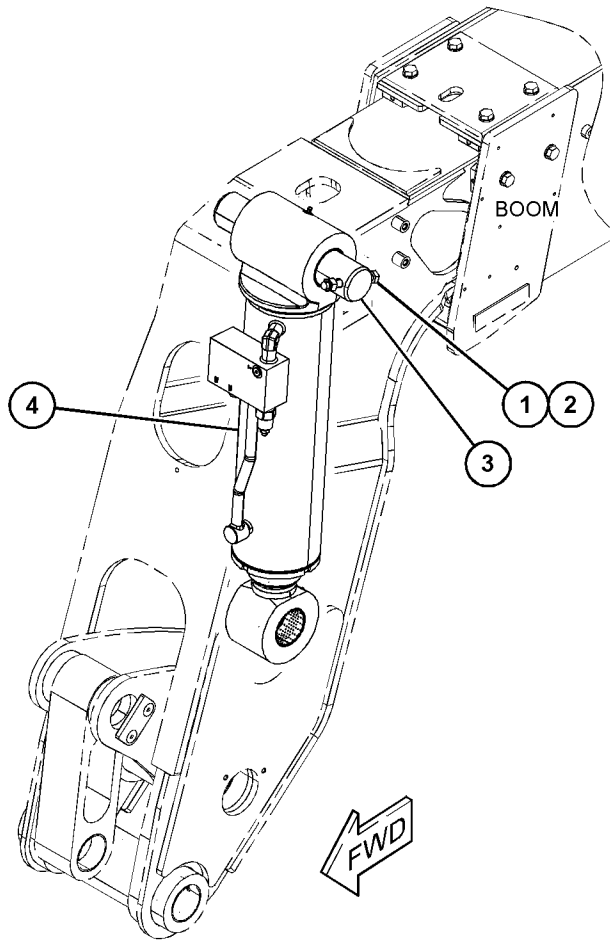
SMCS-5104, 5823

i06809364

NOTE	REF NO	GRAPHIC REF	PART NUMBER	QTY	PART NAME						SEE PAGE
					1	2	3	4	5	6 (PRODUCT LEVEL)	
M	1	1	482-4975	1	BOLT (M12X1.75X110-MM)						
M	2	1	309-9185	1	LOCKNUT (M12X1.75-THD)						
	3	1	495-0033	1	PIN						
Y	4	1	495-0034	1	CYLINDER GP-TILT						323

M - METRIC PART

Y - SEPARATE ILLUSTRATION



GRAPHIC #1

<END>

g06043194

HYDRAULIC SYSTEM

224-5091 CYLINDER GP-CARRIAGE-SIDESHIFT

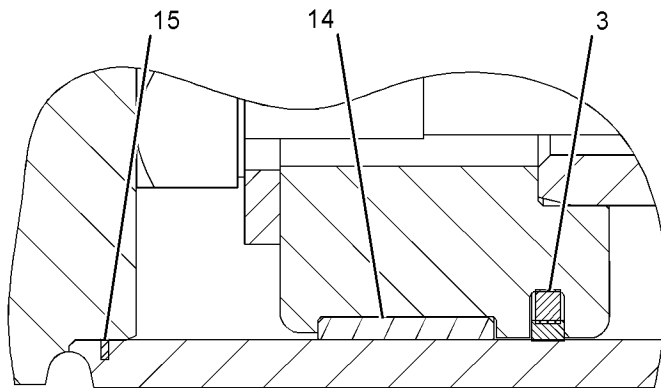
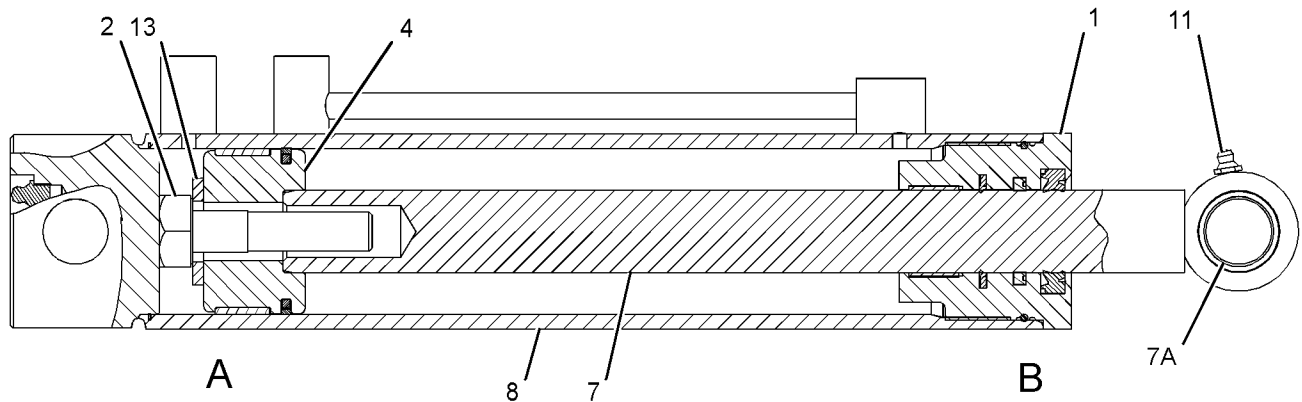
76.2-MM (3-IN) BORE X 300-MM (11.81-IN) STROKE

PART OF 224-5083 CYLINDER & MTG GP-CARRIAGE
AN ATTACHMENT

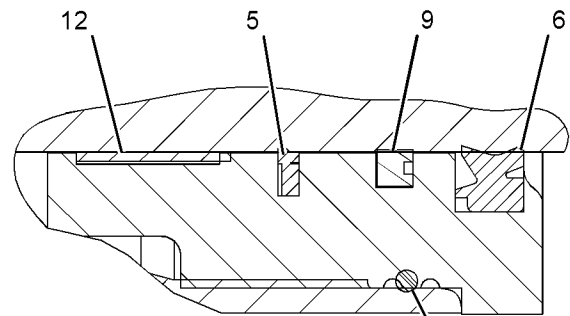
SMCS-5804

i05838584

NOTE	REF NO	GRAPHIC REF	PART NUMBER	QTY	PART NAME						SEE PAGE
					1	2	3	4	5	6 (PRODUCT LEVEL)	
	1	1	6E-0122	1	HEAD						
	2	1	6F-7037	1	BOLT (1-14X3.25-IN)						
	3	1	6J-1972	1	SEAL AS						
	4	1	9T-2212	1	PISTON						
	5	1	167-2186	1	SEAL AS-BUFFER						
	6	1	226-8202	1	SEAL-WIPER						
	7	1	224-5311	1	ROD AS						
	7A	1	9T-4007	2	BEARING						
	8	1	224-5312	1	CYLINDER AS						
	9	1	167-2294	1	SEAL-U-CUP						
	10	1	1H-7339	1	SEAL-O-RING						
	11	1	3B-8489	2	FITTING-GREASE (1/8-27 PTF)						
	12	1	4T-6780	1	RING-WEAR						
	13	1	5P-8250	1	WASHER (28X49X5-MM THK)						
	14	1	6J-5733	1	RING-WEAR						
	15	1	8J-2574	1	RING-BACKUP						



VIEW OF AREA A



VIEW OF AREA B

GRAPHIC #1

<END>

g03693239

HYDRAULIC SYSTEM

362-2120 CYLINDER GP-CARRIAGE

S/N: TD21-UP

PART OF 474-0141 CARRIAGE GP-FORK
AN ATTACHMENT

SMCS-5804

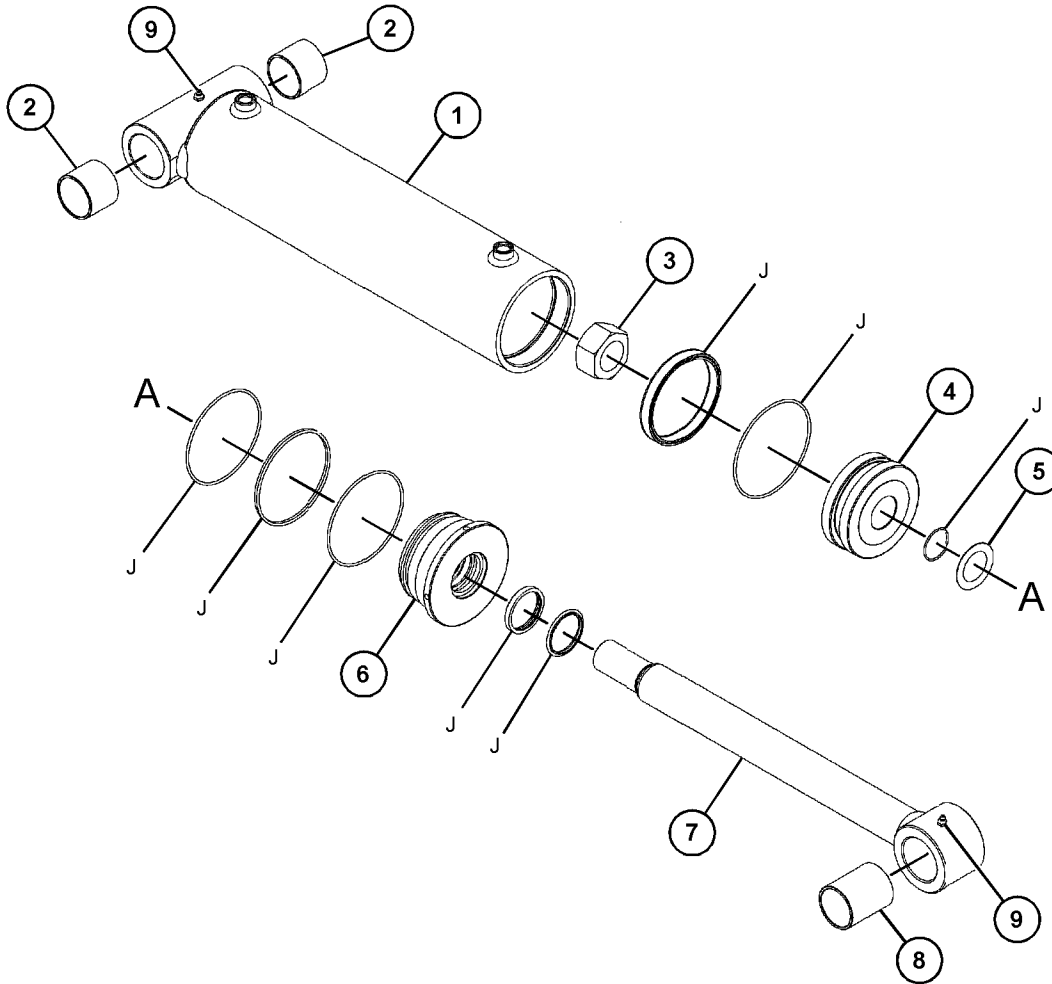
i06264053

NOTE	REF NO	GRAPHIC REF	PART NUMBER	QTY	PART NAME						SEE PAGE
					1	2	3	4	5	6 (PRODUCT LEVEL)	
	1	1	362-2121	1	TUBE						
	2	1	327-6312	2	BUSHING						
	3	1	327-6307	1	NUT						
	4	1	327-5313	1	KIT-SEAL (TRAVEL MOTOR)						
	5	1	327-6308	1	SPACER (3.2X3.8X0.25-MM THK)						
	6	1	327-6310	1	GLAND						
	7	1	327-6309	1	ROD AS						
	8	1	327-6311	1	BUSHING						
	9	1	327-6331	2	FITTING-GREASE						

AVAILABLE REPAIR KIT(S):

327-6314 1 KIT-SEAL

(INCLUDES PARTS MARKED J IN THE GRAPHIC)



GRAPHIC #1

<END>

g03886579

HYDRAULIC SYSTEM

494-2040 CYLINDER GP-COMPENSATING

70-MM (2.7-IN) BORE X 560-MM (22-IN) STROKE
PART OF 494-2034 CYLINDER & MTG GP-COMPENSATING

SMCS-5816

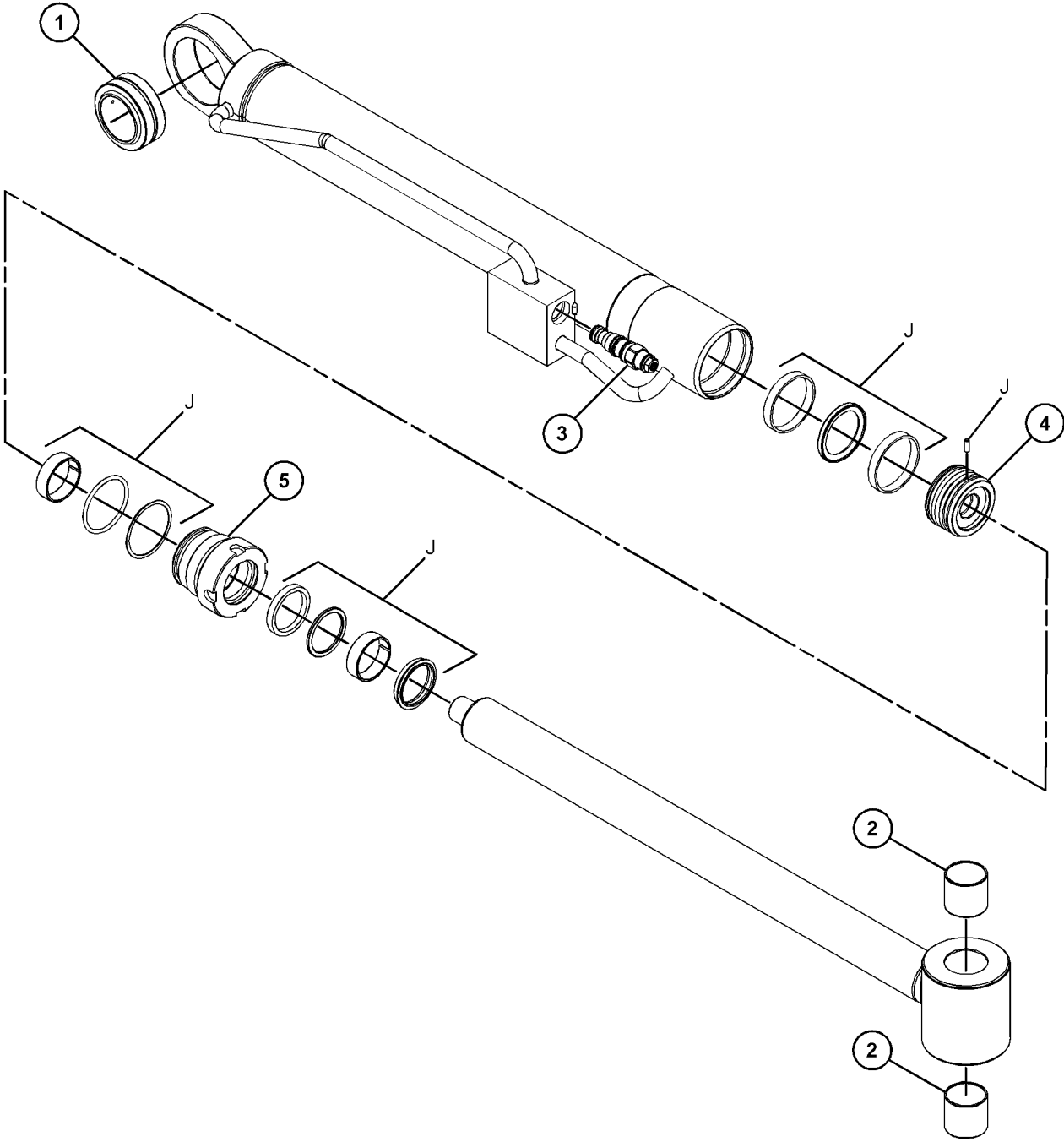
i06810187

NOTE	REF NO	GRAPHIC REF	PART NUMBER	QTY	PART NAME						SEE PAGE
					1	2	3	4	5	6	
	1	1	510-7714	1	BEARING						
	2	1	510-7710	2	BEARING						
	3	1	510-7708	1	VALVE						
	4	1	510-7706	1	PISTON						
	5	1	510-7707	1	RETAINER						
					PARTS SHOWN IN GRAPHIC(S) WITHOUT A REFERENCE NUMBER ARE NOT SERVICED SEPARATELY						
					AVAILABLE REPAIR KIT(S):						
			510-7767	1	KIT-SERVICE						
					(INCLUDES PARTS MARKED "J" IN THE GRAPHIC)						

HYDRAULIC SYSTEM

494 - 2040 CYLINDER GP-COMPENSATING (contd.)

i06810187



GRAPHIC #1

<END>

g06127429

HYDRAULIC SYSTEM

367-6694 CYLINDER GP-COUPLER-LOCKING

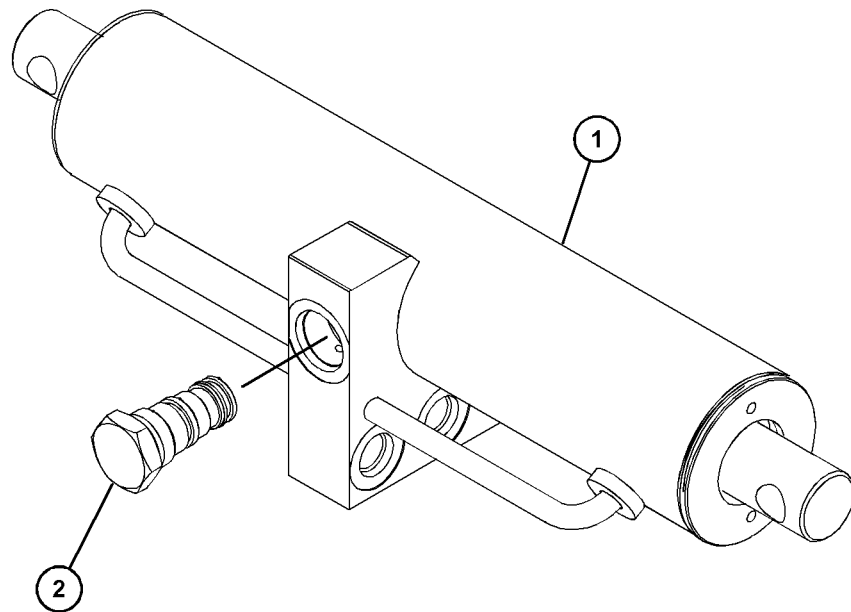
50-MM (2-IN) BORE X 81.5-MM (3.2-IN) STROKE
PART OF 495-3019 COUPLER GP-QUICK
AN ATTACHMENT

SMCS-5133

i06252680

NOTE	REF NO	GRAPHIC REF	PART NUMBER	QTY	PART NAME						SEE PAGE
					1	2	3	4	5	6 (PRODUCT LEVEL)	
Y	1	1	460-2115	1	CYLINDER GP-COUPLER						314
	2	1	460-2117	1	VALVE-CHECK						

Y - SEPARATE ILLUSTRATION



GRAPHIC #1

<END>

g06107901

HYDRAULIC SYSTEM

460-2115 CYLINDER GP-COUPLER

50-MM (2-IN) BORE X 81.5-MM (3.2-IN) STROKE

PART OF 367-6694 CYLINDER GP-COUPLER
AN ATTACHMENT

SMCS-5133

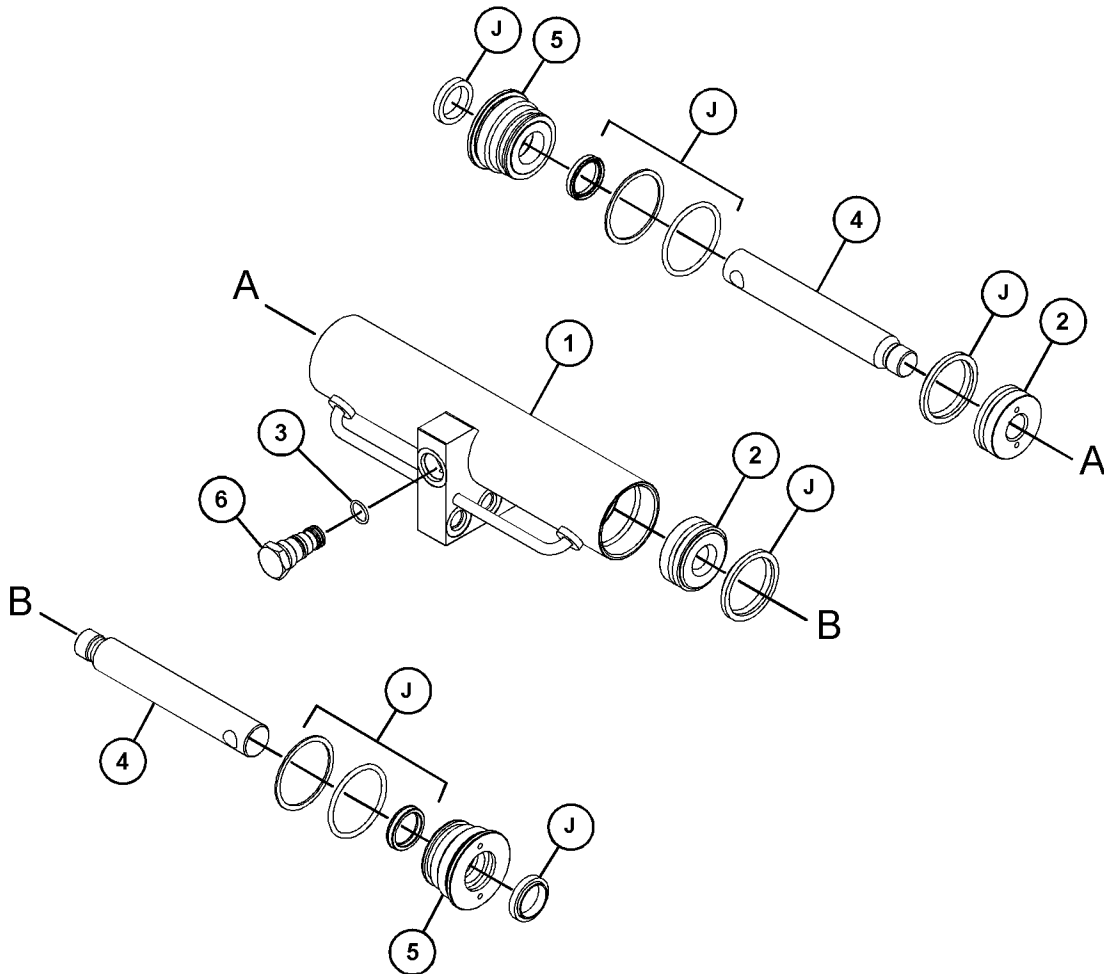
i06708960

NOTE	REF NO	GRAPHIC REF	PART NUMBER	QTY	PART NAME						SEE PAGE
					1	2	3	4	5	6	
	1	1	422-0893	1	BODY						
	2	1	422-0894	2	PISTON						
	3	1	299-0285	1	KIT-SEAL						
	4	1	422-0895	2	ROD						
	5	1	422-0896	2	SEAL						
	6	1	299-0308	1	VALVE-CHECK						

AVAILABLE REPAIR KIT(S) :

422-0897 1 KIT-SEAL

(INCLUDES PISTON SEAL, O-RING, BACK UP-RING, ROD SEAL, WIPER SEAL & PARTS MARKED 'J' IN THE GRAPHIC)



GRAPHIC #1

<END>

g06084860

HYDRAULIC SYSTEM

475-9070 CYLINDER GP-FORK

S/N: TD21-UP

PART OF 397-6838 CARRIAGE GP-FORK
AN ATTACHMENT

SMCS-5807

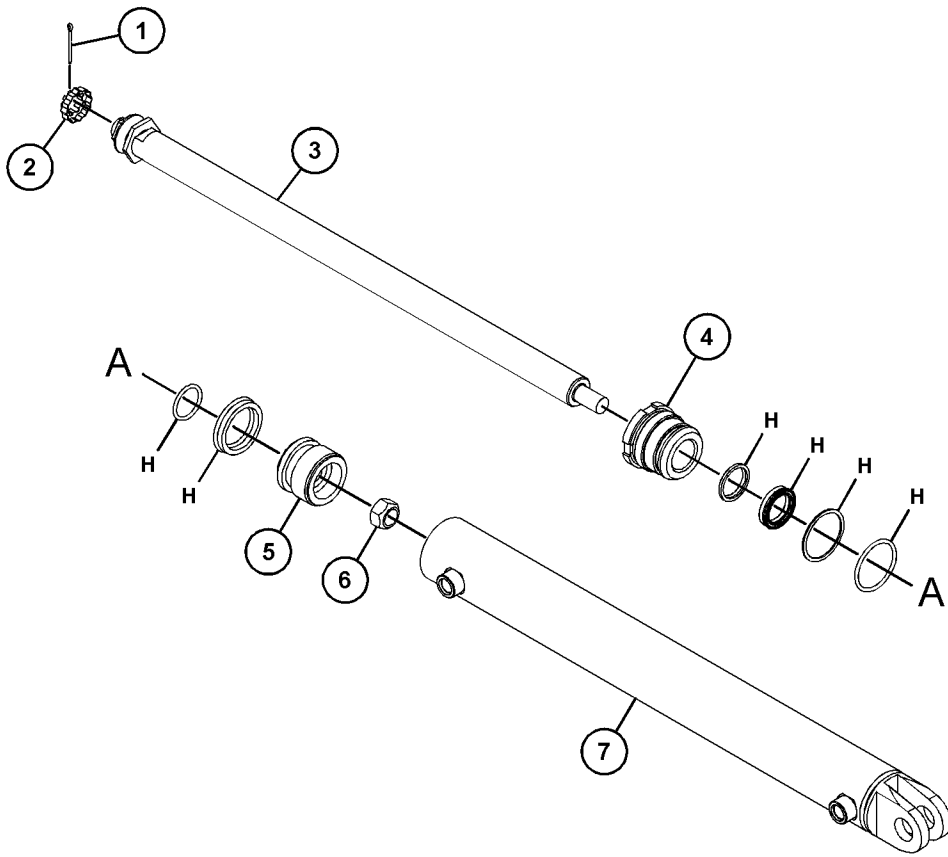
i06111558

NOTE	REF NO	GRAPHIC REF	PART NUMBER	QTY	PART NAME						SEE PAGE
					1	2	3	4	5	6	
	1	1	417-9882	1	PIN-COTTER						
	2	1	417-9883	1	RETAINER						
	3	1	417-9884	1	ROD						
	4	1	417-9885	1	SEAL						
	5	1	417-9886	1	PISTON						
	6	1	417-9887	1	NUT						
	7	1	417-9888	1	BARREL						

AVAILABLE REPAIR KIT(S) :

417-9889 1 KIT-SEAL

(INCLUDES PARTS MARKED "H" IN THE GRAPHIC)



GRAPHIC #1

<END>

g03824347

HYDRAULIC SYSTEM

494-1909 CYLINDER GP-LIFT 125-MM (4.9-IN) BORE X 782-MM (30.7-IN) STROKE PART OF 494-1913 CYLINDER & MTG GP-LIFT

SMCS-5102

i06604802

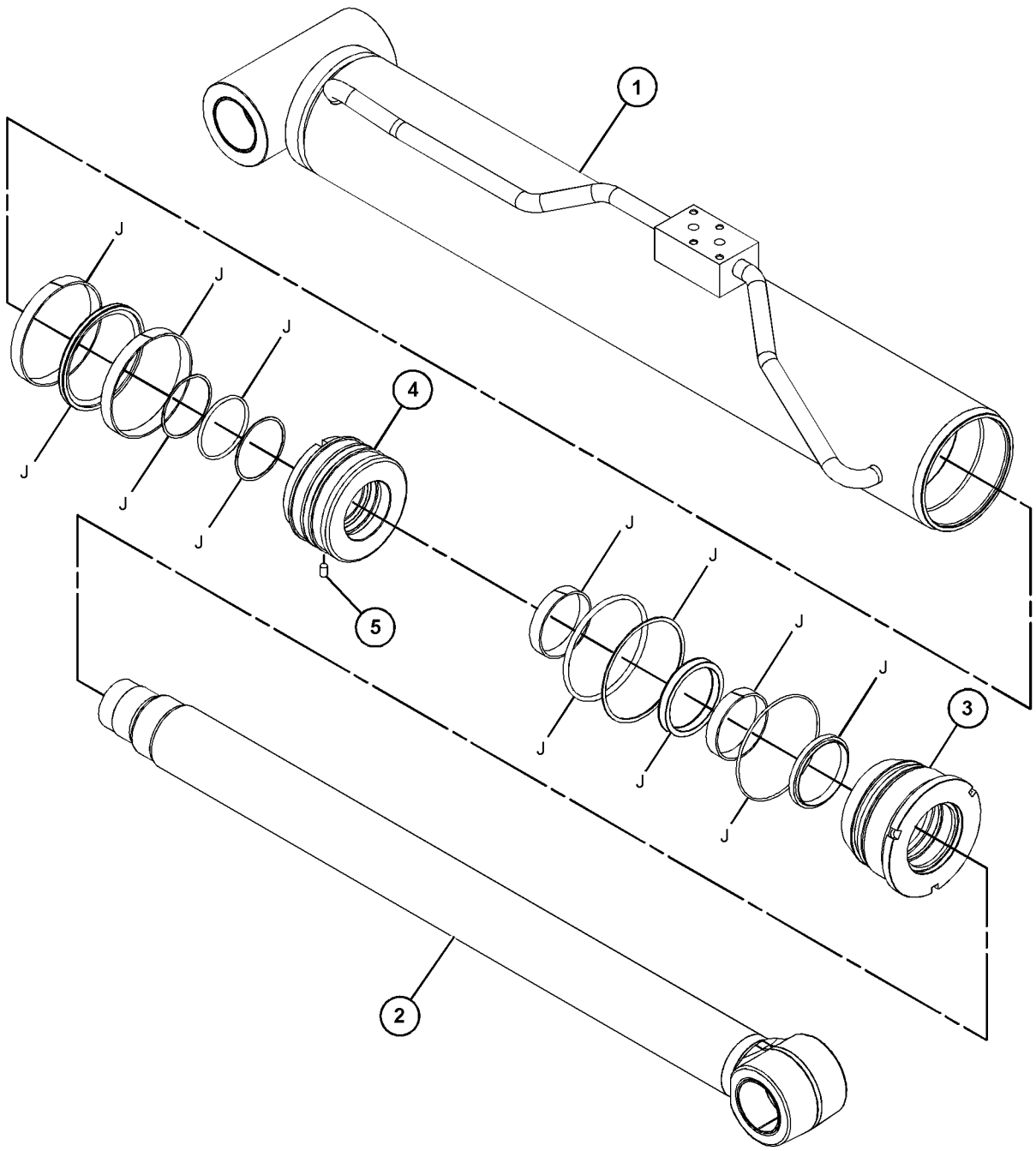
NOTE	REF NO	GRAPHIC REF	PART NUMBER	QTY	PART NAME						SEE PAGE
					1	2	3	4	5	6 (PRODUCT LEVEL)	
	1	1	498-8986	1	BARREL AS						
	2	1	498-8987	1	ROD AS						
	3	1	498-8988	1	ROD-GUIDE						
	4	1	498-8990	1	PISTON						
M	5	1	316-8073	1	SCREW (M8X16-MM)						
					AVAILABLE REPAIR KIT(S):						
				498-8991	1	KIT-SEAL					
					(INCLUDES BEARINGS, O-RINGS, BACKUP RINGS, ROD SEAL, WIPER, PISTON SEAL & ALSO INCLUDES PARTS MARKED J IN GRAPHIC)						

M - METRIC PART

HYDRAULIC SYSTEM

494 - 1909 CYLINDER GP-LIFT (contd.)

106604802



GRAPHIC #1

<END>

g06103316

HYDRAULIC SYSTEM

495-0030 CYLINDER GP-TELESCOPING

65-MM (2.5-IN) BORE X 1817-MM (71.5-IN) STROKE

PART OF 506-6194 CYLINDER GP-TELESCOPING

SMCS-5486

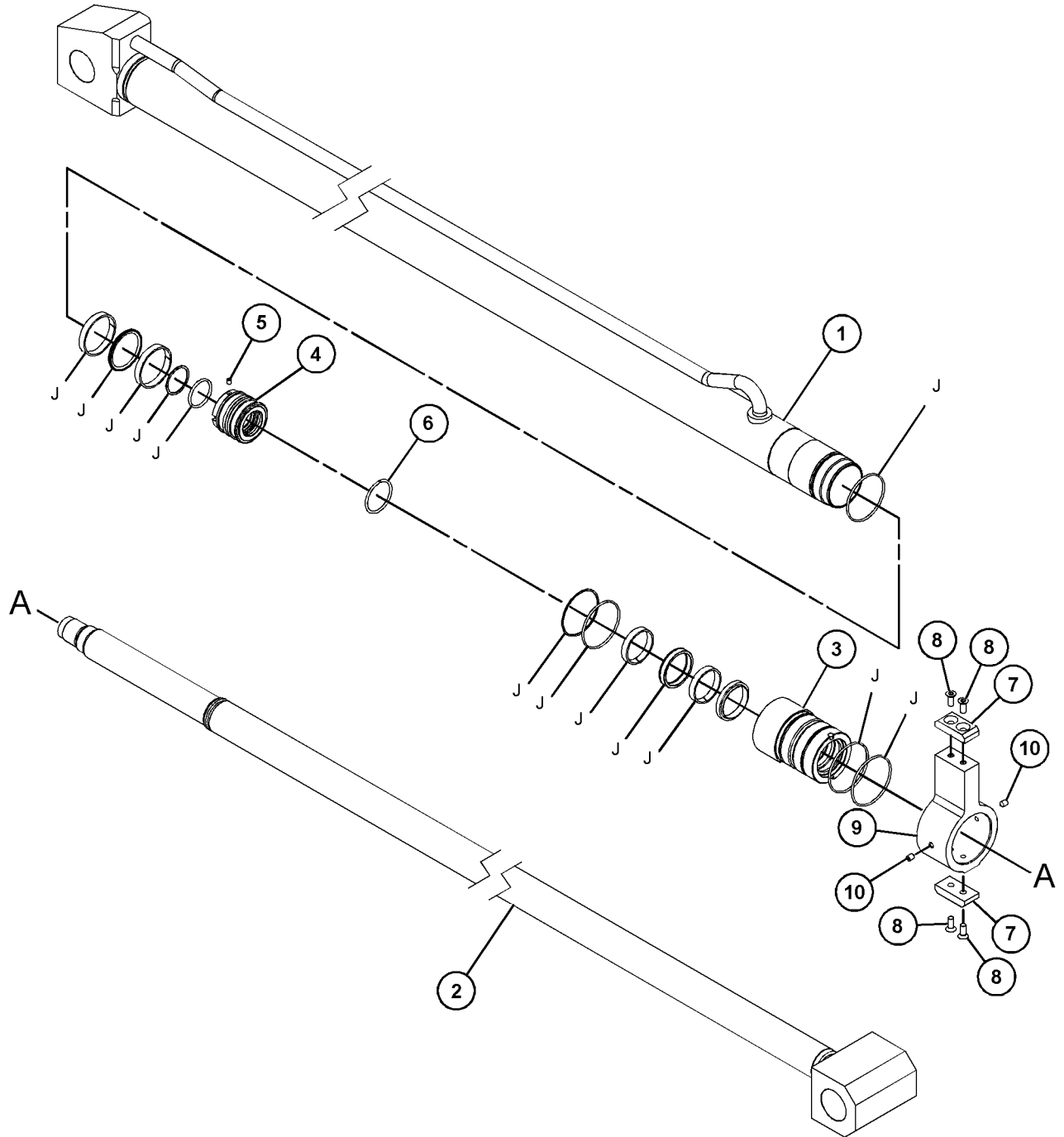
i06620629

NOTE	REF NO	GRAPHIC REF	PART NUMBER	QTY	PART NAME						SEE PAGE
					1	2	3	4	5	6	
	1	1	498-1065	1	BARREL AS						
	2	1	498-1069	1	ROD AS						
	3	1	498-1070	1	ROD-GUIDE						
	4	1	498-1071	1	PISTON						
	5	1	424-8734	1	LOCKSCREW						
	6	1	498-1076	1	RETAINER-RING						
	7	1	498-1077	2	PAD-WEAR						
	8	1	498-1078	4	SCREW						
	9	1	498-1079	1	HOLDER						
	10	1	498-1080	2	SCREW						
					PARTS SHOWN IN GRAPHIC(S) WITHOUT A REFERENCE NUMBER ARE NOT SERVICED SEPARATELY						
					AVAILABLE REPAIR KIT(S):						
			498-1081	1	KIT-SEAL						
					(INCLUDES PARTS MARKED J IN THE GRAPHICS)						

HYDRAULIC SYSTEM

495-0030 CYLINDER GP-TELESCOPING (contd.)

i06620629



GRAPHIC #1

<END>

g06050684

HYDRAULIC SYSTEM

506-6194 CYLINDER GP-TELESCOPING

65-MM (2.5-IN) BORE X 1817-MM (71.5-IN) STROKE

PART OF 495-0027 CYLINDER & MTG GP-TELESCOPING

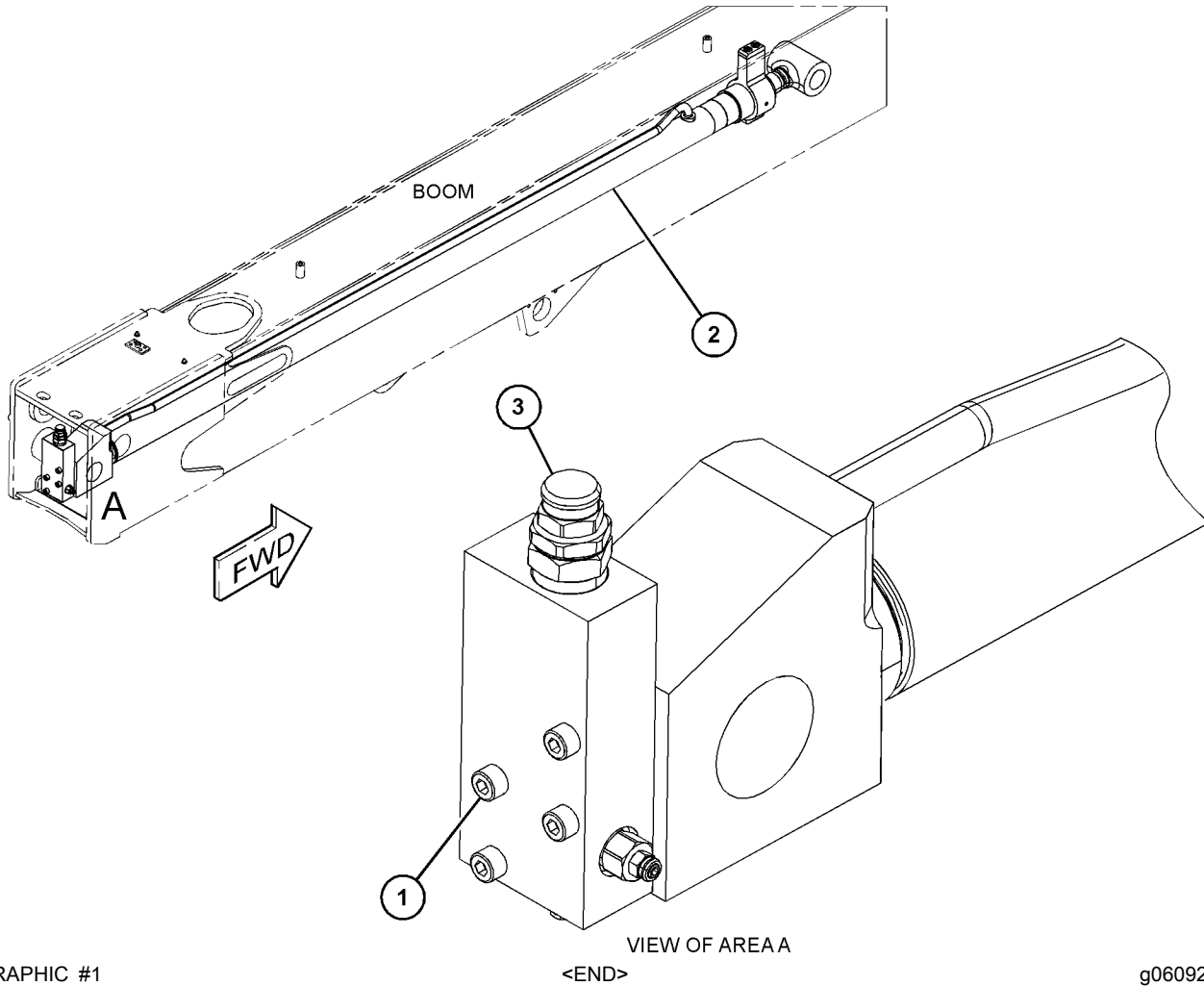
SMCS-5486

i06604823

NOTE	REF NO	GRAPHIC REF	PART NUMBER	QTY	PART NAME						SEE PAGE
					1	2	3	4	5	6 (PRODUCT LEVEL)	
M	1	1	3E-8025	4	BOLT-SOCKET HEAD (M8X1.25X50-MM)						
Y	2	1	495-0030	1	CYLINDER GP-TELESCOPING						318
	3	1	492-4896	1	VALVE GP-COUNTERBALANCE (TELESCOPING)						

M - METRIC PART

Y - SEPARATE ILLUSTRATION



GRAPHIC #1

g06092569

HYDRAULIC SYSTEM

466-8312 CYLINDER GP-TILT-CARRIAGE

S/N: TD21-UP

90-MM (3.5-IN) BORE X 114-MM (4.5-IN) STROKE

PART OF 375-6292 CARRIAGE GP-ROTATING

AN ATTACHMENT

SMCS-5104

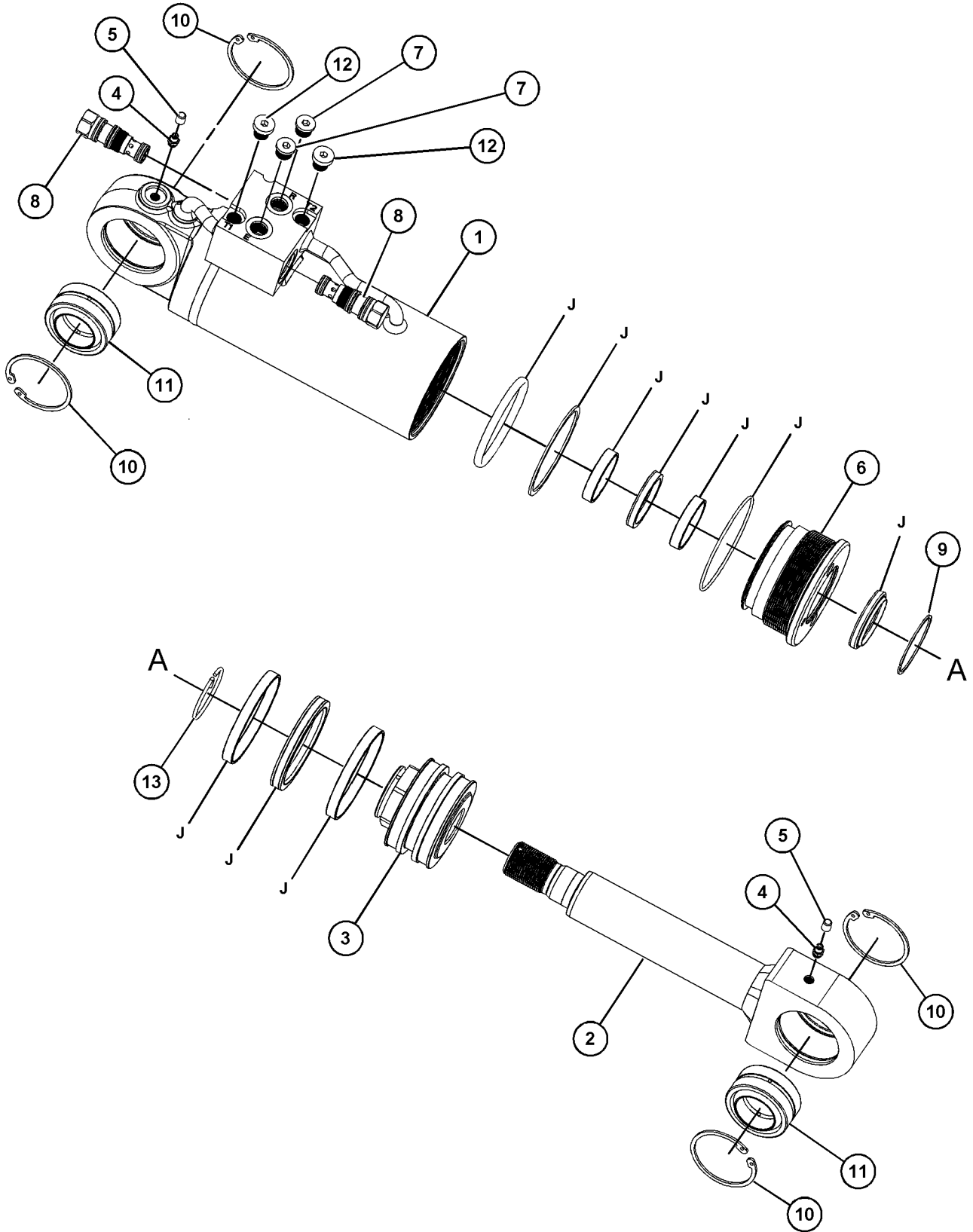
i06567609

NOTE	REF NO	GRAPHIC REF	PART NUMBER	QTY	PART NAME						SEE PAGE
					1	2	3	4	5	6 (PRODUCT LEVEL)	
	1	1	477-1410	1	BARREL AS						
	2	1	477-1413	1	ROD AS						
	3	1	477-1415	1	PISTON-HEAD						
	4	1	461-3100	2	FITTING-GREASE						
	5	1	476-0031	2	PLUG						
	6	1	477-1417	1	GLAND						
	7	1	476-0104	2	PLUG						
	8	1	477-1419	2	VALVE-CHECK						
	9	1	456-0493	1	RING-SNAP						
	10	1	477-1420	4	RETAINER						
	11	1	474-1421	2	BEARING						
	12	1	458-0536	2	PLUG						
	13	1	477-1422	1	RING-LOCK						
					AVAILABLE REPAIR KIT(S) :						
			477-1495	1	KIT-SEAL						
					(INCLUDES BEARING RINGS, RUBBER SEAL, RUBBER RINGS, & ALSO PARTS MARKED J IN THE GRAPHICS)						

HYDRAULIC SYSTEM

466-8312 CYLINDER GP-TILT (contd.)

106567609



GRAPHIC #1

<END>

g06128146

HYDRAULIC SYSTEM

495-0034 CYLINDER GP-TILT

120-MM (4.7-IN) BORE X 310-MM (12.2-IN) STROKE
PART OF 495-0032 CYLINDER & MTG GP-TILT

SMCS-5104

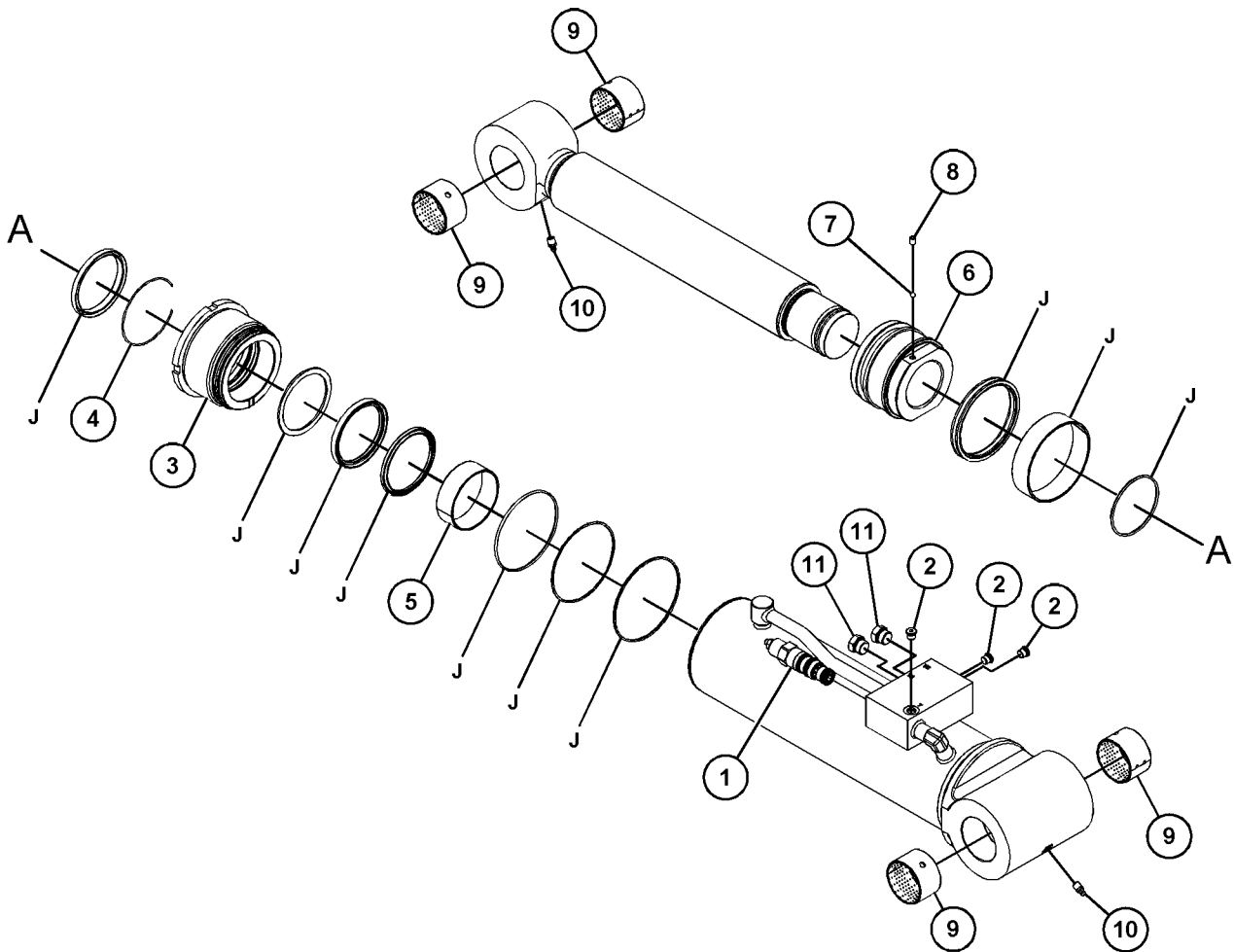
i06809361

NOTE	REF NO	GRAPHIC REF	PART NUMBER	QTY	PART NAME						SEE PAGE
					1	2	3	4	5	6	
	1	1	505-5409	1	VALVE AS-COUNTERBALANCE						
	2	1	484-6064	3	PLUG AS						
	3	1	510-6615	1	GLAND						
	4	1	510-6616	1	RING-RETAINING						
	5	1	510-6617	1	BEARING						
	6	1	510-6618	1	PISTON						
	7	1	510-6619	1	BALL						
	8	1	478-6573	1	SCREW						
	9	1	484-6062	4	BEARING						
	10	1	478-6580	2	FITTING-GREASE						
	11	1	484-6065	2	PLUG AS						

AVAILABLE REPAIR KIT(S) :

510-6985 1 KIT-SEAL

(INCLUDES PARTS MARKED "J" IN THE GRAPHICS)



GRAPHIC #1

<END>

g06136502

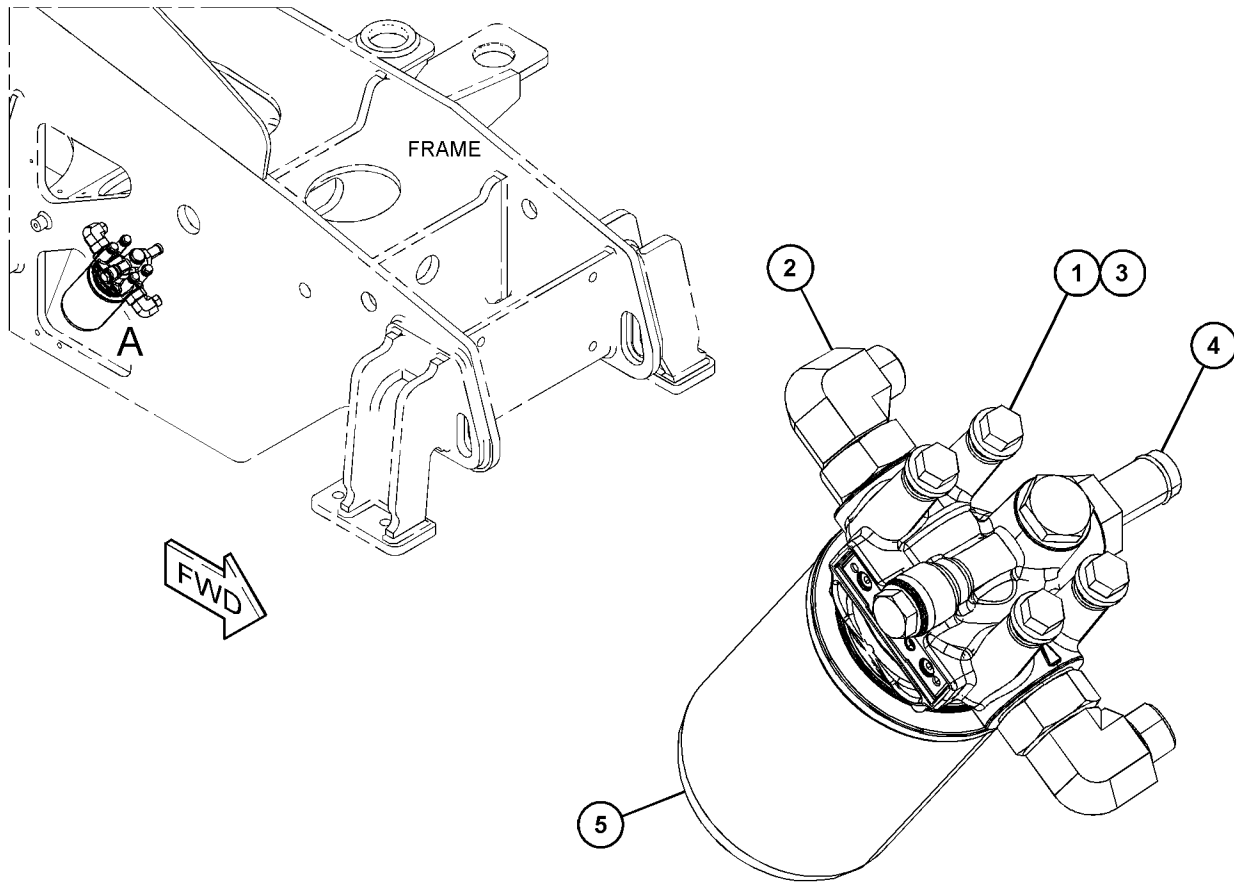
HYDRAULIC SYSTEM

492-2092 FILTER & MTG GP-HYDRAULIC-CHARGE PART OF 495-1912 HYDRAULIC AR

SMCS-5068

i06604798

NOTE	REF NO	GRAPHIC REF	PART NUMBER	QTY	PART NAME						SEE PAGE
					1	2	3	4	5	6	
	1	1	5S-7379	4	BOLT (3/8-16X0.875-IN)						
	2	1	303-4756	2	FITTING						
	3	1	303-4789	4	WASHER-HARD (10.28X20.65X3.50-MM THK)						
	4	1	492-2093	1	ADAPTER AS						
	5	1	126-1815	1	FILTER-OIL (ULTRA HIGH EFFICIENCY)						



VIEW OF AREA A

GRAPHIC #1

<END>

g06097193

HYDRAULIC SYSTEM

495-1912 HYDRAULIC AR PART OF 493-1082, 493-1083 COMMON AR

SMCS-5050, 5051

i06604795

NOTE	PART NUMBER	QTY	PART NAME						SEE PAGE
			1	2	3	4	5	6 (PRODUCT LEVEL)	
Y	492-2092	1	FILTER & MTG GP-HYDRAULIC						324
Y	492-2089	1	LINES GP-BOOM						332
Y	494-3683	1	LINES GP-BRAKE (PEDAL)						288
Y	495-0020	1	LINES GP-BRAKE (AXLE, FRONT)						291
Y	494-9561	1	LINES GP-HYDRAULIC OIL COOLER (IMPLEMENT VALVE)						350
Y	495-1406	1	LINES GP-HYDRAULIC OIL COOLER (IMPLEMENT TANK)						351
Y	495-1402	1	LINES GP-PUMP						356
Y	495-0071	1	LINES GP-STEERING (AXLE, FRONT, REAR)						294
Y	495-1982	1	LINES GP-STEERING (TILT COLUMN)						296
Y	492-2091	1	PUMP & MTG GP-HYDRAULIC						361
Y	495-2250	1	TANK & MTG GP-HYDRAULIC						367
Y	493-1108	1	VALVE & MTG GP-BRAKE						292
Y	492-2100	1	VALVE & MTG GP-CONTROL (SPEED SELECT)						371
Y	492-2094	1	VALVE & MTG GP-MAIN CONTROL						372
Y	495-0106	1	VALVE & MTG GP-STEERING						300

Y - SEPARATE ILLUSTRATION

<END>

HYDRAULIC SYSTEM

495-7584 LINES GP-AUXILIARY HYDRAULIC

REAR

FOR USE WITH 495-7586, 495-7644

AN ATTACHMENT

SMCS-5057

i06591322

NOTE	REF NO	GRAPHIC REF	PART NUMBER	QTY	PART NAME	SEE PAGE
					1 2 3 4 5 6 (PRODUCT LEVEL)	
M	1	1	8T-4136	4	BOLT (M10X1.5X25-MM)	
	2	1	309-2963	2	CONNECTOR	
	3	1	298-0471	1	FITTING-ADAPTER	
	4	1	323-5622	4	ELBOW	
	5	1	298-0503	2	ADAPTER-STRAIGHT	
M	6	1	365-7861	2	BOLT-SOCKET HEAD (M10X1.5X65-MM)	
	7	1	8T-4121	4	WASHER-HARD (11X21X2.5-MM THK)	
	8	1	153-2994	1	COUPLING (FEMALE)	
	9	1	153-2995	1	COUPLING (MALE)	
	10	1	298-0414	2	FITTING-STRAIGHT	
Y	11	1	495-7583	1	VALVE GP-DIVERTER (HIGH FLOW)	377
	12	1	495-7582	1	BRACKET AS	
	13	1	495-7581	1	BRACKET AS	
	14	1	495-6116	1	TUBE AS	
	15	1	495-6118	1	TUBE AS	
	16	1	495-6126	1	TUBE AS	
	17	1	495-6125	1	TUBE AS	
	18	1	495-6127	1	TUBE AS	
	19	1	495-6128	1	TUBE AS	
I	20	1	495-6242	1	HOSE AS	
	21	1	495-4599	1	SWITCH AS-ROCKER (AUXILIARY CONTROL) (AUXILIARY CONTROL)	
	22	1	495-7585	1	ELBOW AS	
	23	1	464-3394	1	ADAPTER	
	24	1	342-3862	4	STRIP	
	25	1	7J-9108	2	SEAL-O-RING	
	26	1	6V-9170	2	NUT-BULKHEAD (1-14-THD)	
I	27	1	495-6245	2	HOSE AS	

I - REFER TO HYDRAULIC INFORMATION SYSTEM

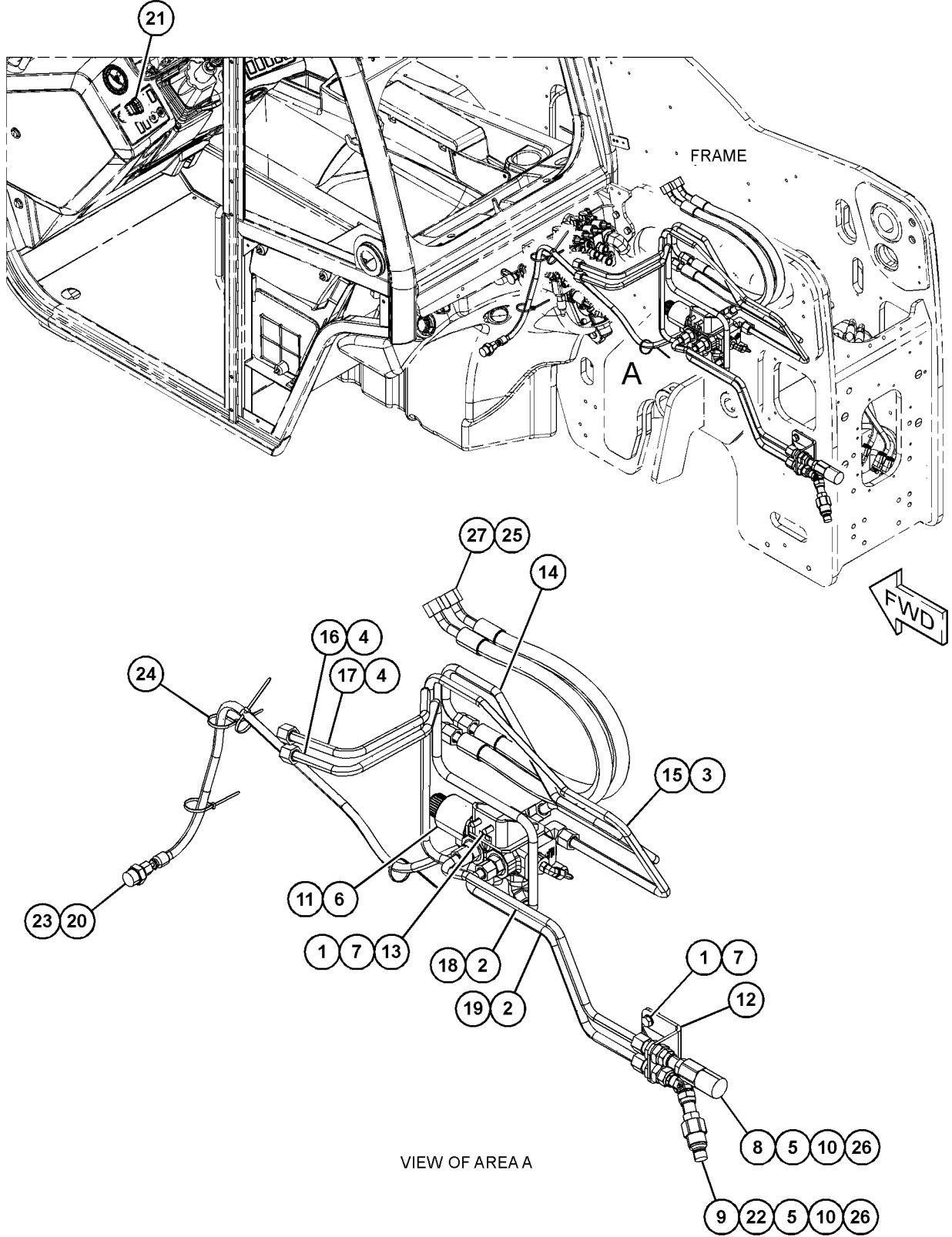
M - METRIC PART

Y - SEPARATE ILLUSTRATION

HYDRAULIC SYSTEM

495-7584 LINES GP-AUXILIARY HYDRAULIC (contd.)

106591322



GRAPHIC #1

<END>

g06098391

HYDRAULIC SYSTEM

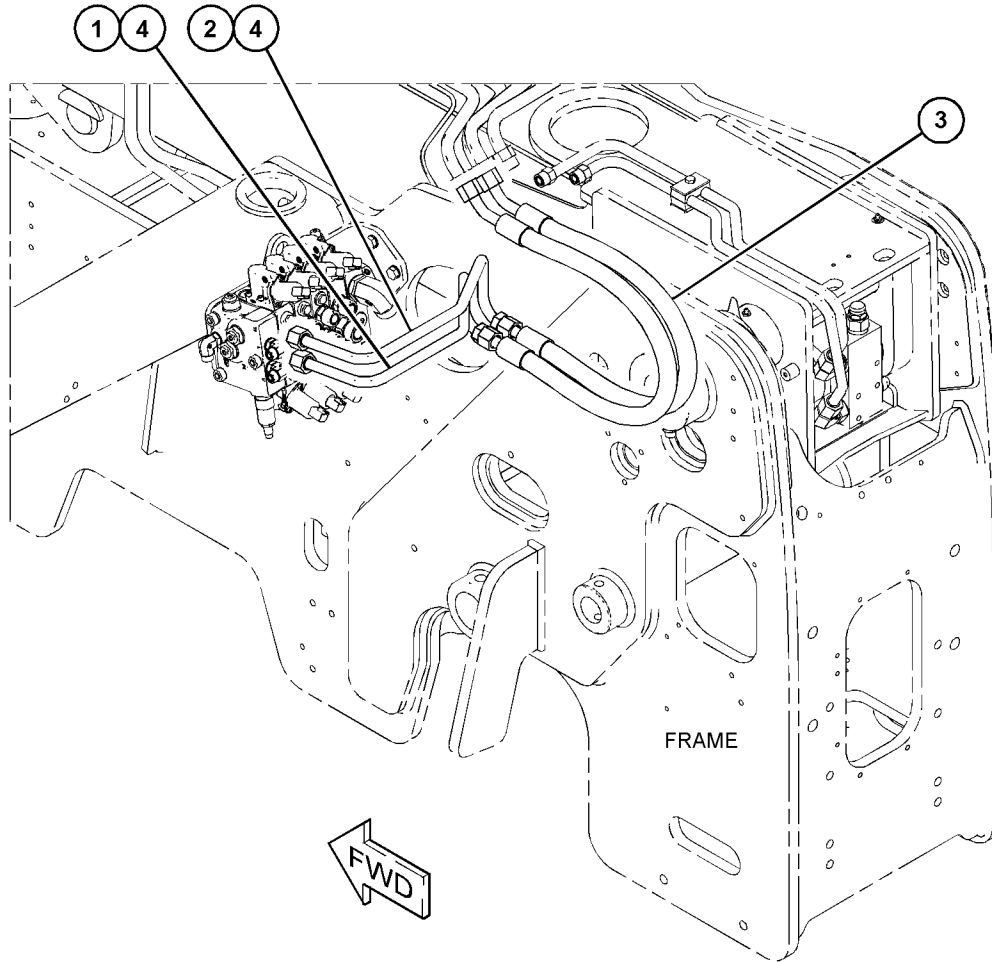
495-7586 LINES GP-AUXILIARY HYDRAULIC AN ATTACHMENT

SMCS-5057

i06591324

NOTE	REF NO	GRAPHIC REF	PART NUMBER	QTY	PART NAME						SEE PAGE
					1	2	3	4	5	6 (PRODUCT LEVEL)	
	1	1	495-7587	1	TUBE AS						
	2	1	495-7588	1	TUBE AS						
I	3	1	495-6245	2	HOSE AS						
	4	1	7J-9108	2	SEAL-O-RING						

I - REFER TO HYDRAULIC INFORMATION SYSTEM



GRAPHIC #1

<END>

g06040034

HYDRAULIC SYSTEM

495-7644 LINES GP-AUXILIARY HYDRAULIC REAR AN ATTACHMENT

SMCS-5057

i06591325

NOTE	REF NO	GRAPHIC REF	PART NUMBER	QTY	PART NAME						SEE PAGE
					1	2	3	4	5	6 (PRODUCT LEVEL)	
M	1	2	8T-4136	4	BOLT (M10X1.5X25-MM)						
	2	1	309-2963	2	CONNECTOR						
	3	2	298-0471	1	FITTING-ADAPTER						
	4	2	323-5622	4	ELBOW						
	5	2	298-0466	2	FITTING-ADAPTER						
M	6	2	365-7861	2	BOLT-SOCKET HEAD (M10X1.5X65-MM)						
	7	2	8T-4121	4	WASHER-HARD (11X21X2.5-MM THK)						
M	8	2	6V-8213	2	BOLT-SOCKET HEAD (M8X1.25X70-MM)						
	9	2	153-2994	2	COUPLING (FEMALE)						
	10	2	153-2995	2	COUPLING (MALE)						
	11	2	219-6331	4	ELBOW AS						
					(EACH INCLUDES)						
		2	2M-9780	2	SEAL-O-RING						
		2	210-0066	1	ELBOW						
	12	2	343-7928	1	VALVE AS (QUICK COUPLER)						
Y	13	2	495-7583	1	VALVE GP-DIVERTER (HIGH FLOW)						377
	14	2	495-6129	1	BRACKET AS						
	15	2	495-7581	1	BRACKET AS						
	16	1	495-6116	1	TUBE AS						
	17	1	495-6118	1	TUBE AS						
	18	1	495-6126	1	TUBE AS						
	19	1	495-6125	1	TUBE AS						
	20	1	495-6127	1	TUBE AS						
	21	1	495-6128	1	TUBE AS						
I	22	1	495-6242	1	HOSE AS						
I	23	1	495-6245	2	HOSE AS						
	24	1	7J-9108	2	SEAL-O-RING						
	25	1	464-3394	1	ADAPTER						
	26	1	342-3862	4	STRIP						
	27	1	495-4599	1	SWITCH AS-ROCKER (AUXILIARY CONTROL) (AUXILIARY CONTROL)						

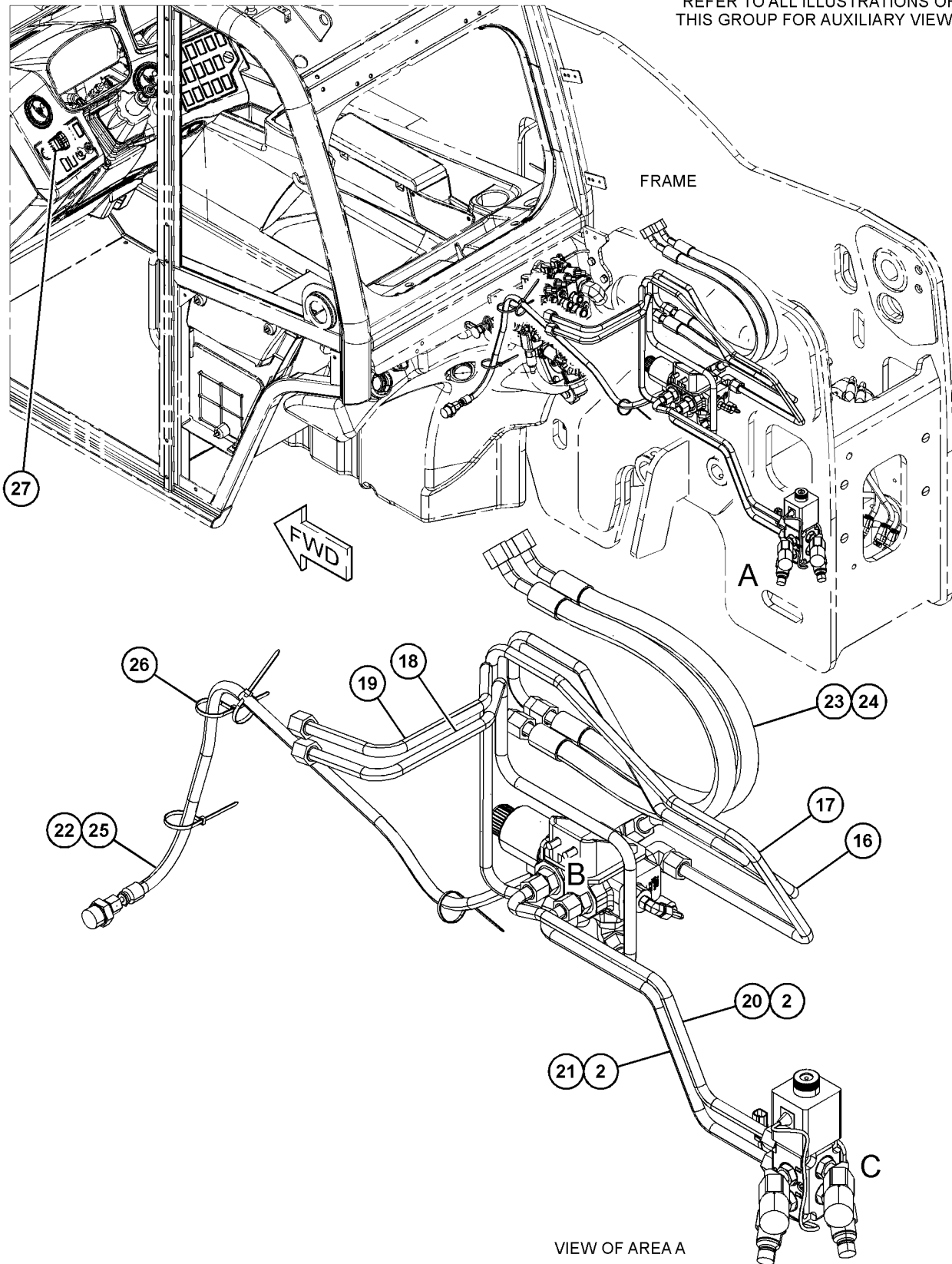
I - REFER TO HYDRAULIC INFORMATION SYSTEM
M - METRIC PART
Y - SEPARATE ILLUSTRATION

HYDRAULIC SYSTEM

495-7644 LINES GP-AUXILIARY HYDRAULIC (contd.)

106591325

REFER TO ALL ILLUSTRATIONS OF THIS GROUP FOR AUXILIARY VIEWS



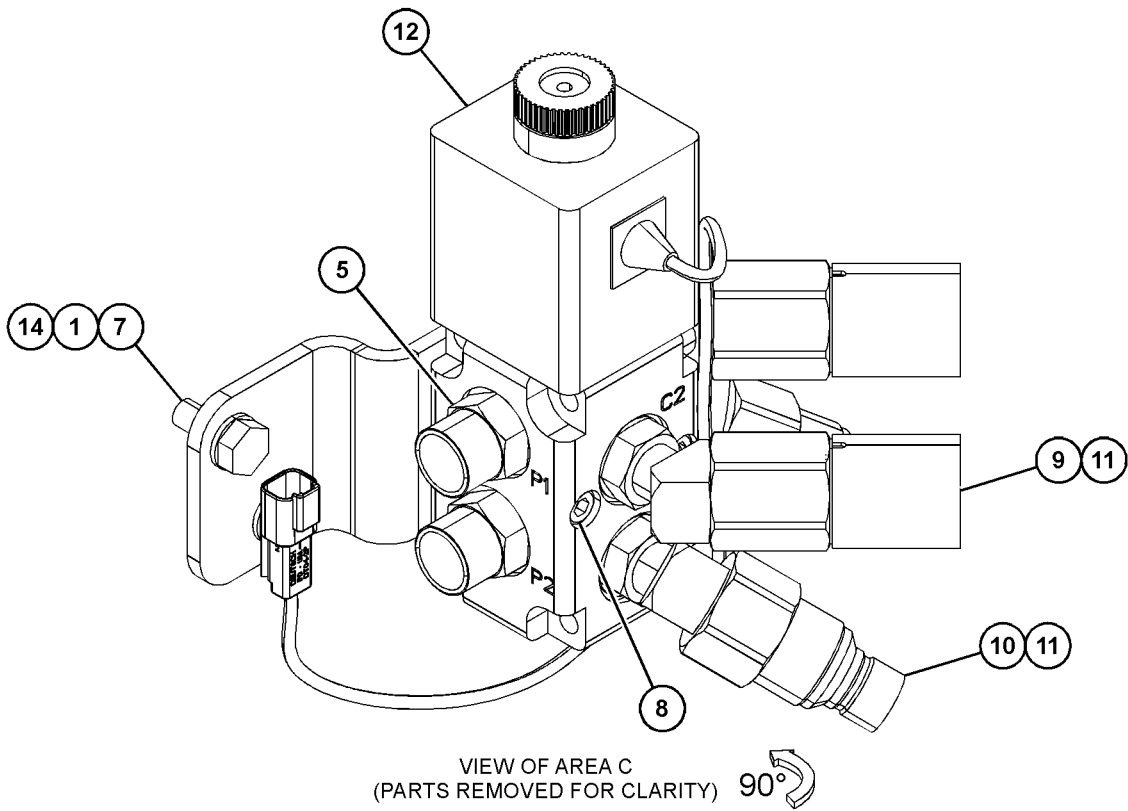
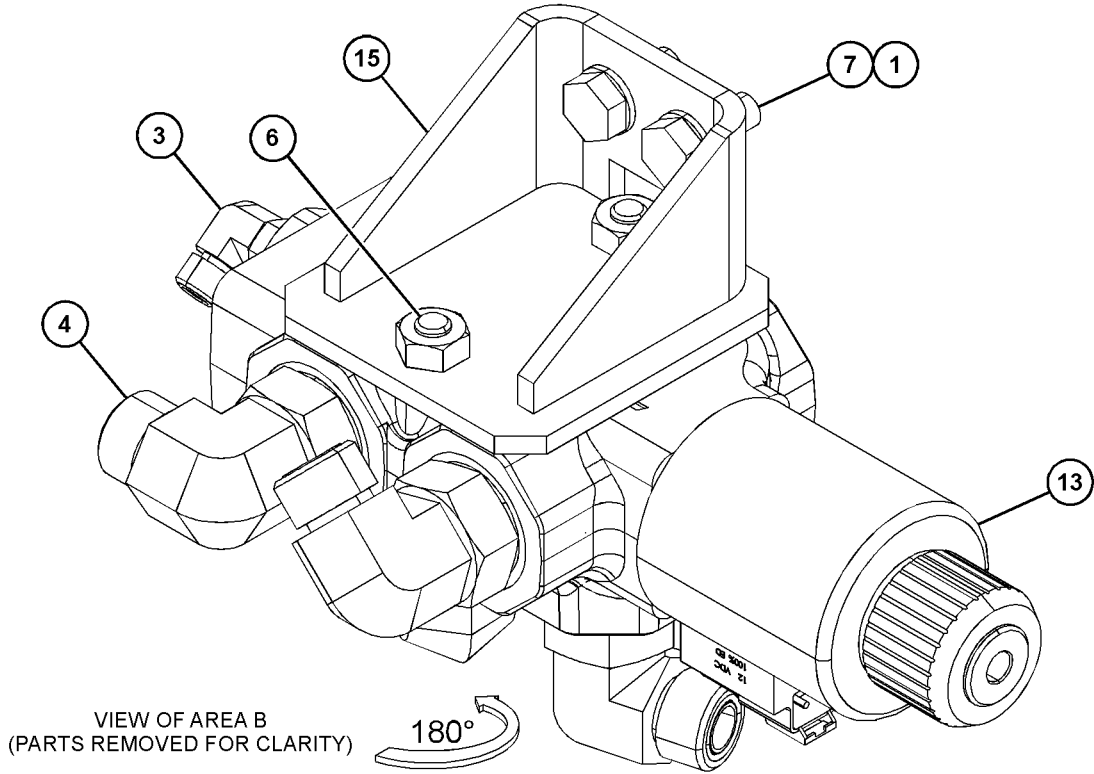
GRAPHIC #1

g06105390

HYDRAULIC SYSTEM

495-7644 LINES GP-AUXILIARY HYDRAULIC (contd.)

106591325



GRAPHIC #2

<END>

g06105392

HYDRAULIC SYSTEM

492-2089 LINES GP-BOOM

PART OF 495-1912 HYDRAULIC AR

SMCS-5057, 5456

i06604796

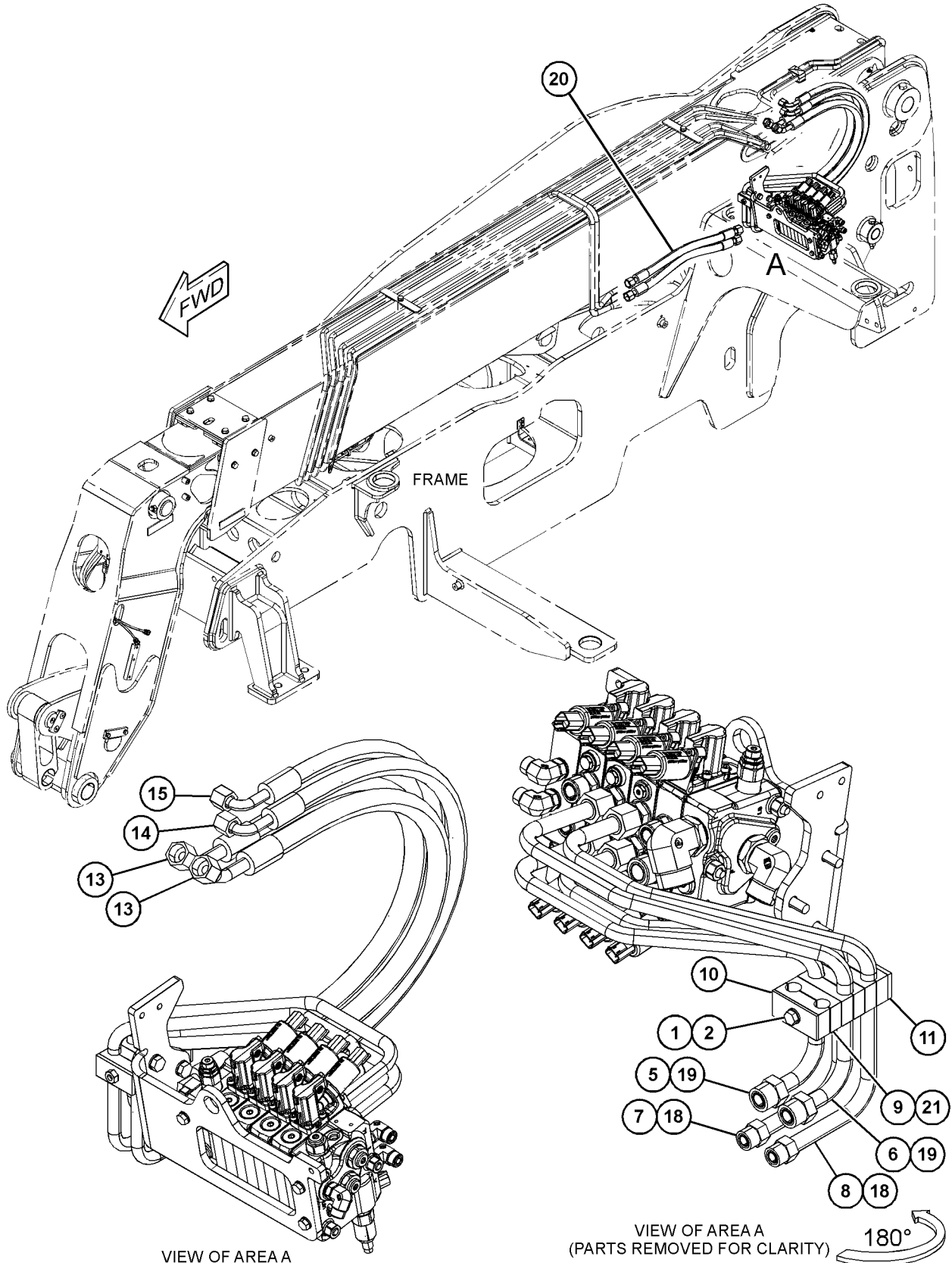
NOTE	REF NO	GRAPHIC REF	PART NUMBER	QTY	PART NAME						SEE PAGE
					1	2	3	4	5	6 (PRODUCT LEVEL)	
M	1	1	477-1106	1	BOLT (M8X1.25X110-MM)						
	2	1	8T-4224	1	WASHER-HARD (8.8X16X2-MM THK)						
	5	1	492-2077	1	TUBE AS						
	6	1	492-2078	1	TUBE AS						
	7	1	492-2079	1	TUBE AS						
	8	1	492-2081	1	TUBE AS						
	9	1	492-2082	6	CLAMP						
	10	1	492-2083	1	PLATE						
	11	1	492-2084	1	PLATE AS						
I	13	1	492-0717	2	HOSE AS						
I	14	1	492-0715	1	HOSE AS						
I	15	1	492-0714	1	HOSE AS						
	18	1	6V-8398	2	SEAL-O-RING						
	19	1	7J-9108	2	SEAL-O-RING						
I	20	1	492-0705	2	HOSE AS						
	21	1	492-2090	1	TUBE						

I - REFER TO HYDRAULIC INFORMATION SYSTEM
M - METRIC PART

HYDRAULIC SYSTEM

492-2089 LINES GP-BOOM (contd.)

106604796



GRAPHIC #1

<END>

g06042610

HYDRAULIC SYSTEM

492-2116 LINES GP-BOOM-HYDRAULIC

PART OF 495-0023 BOOM AR

SMCS-5057, 5456

i06810180

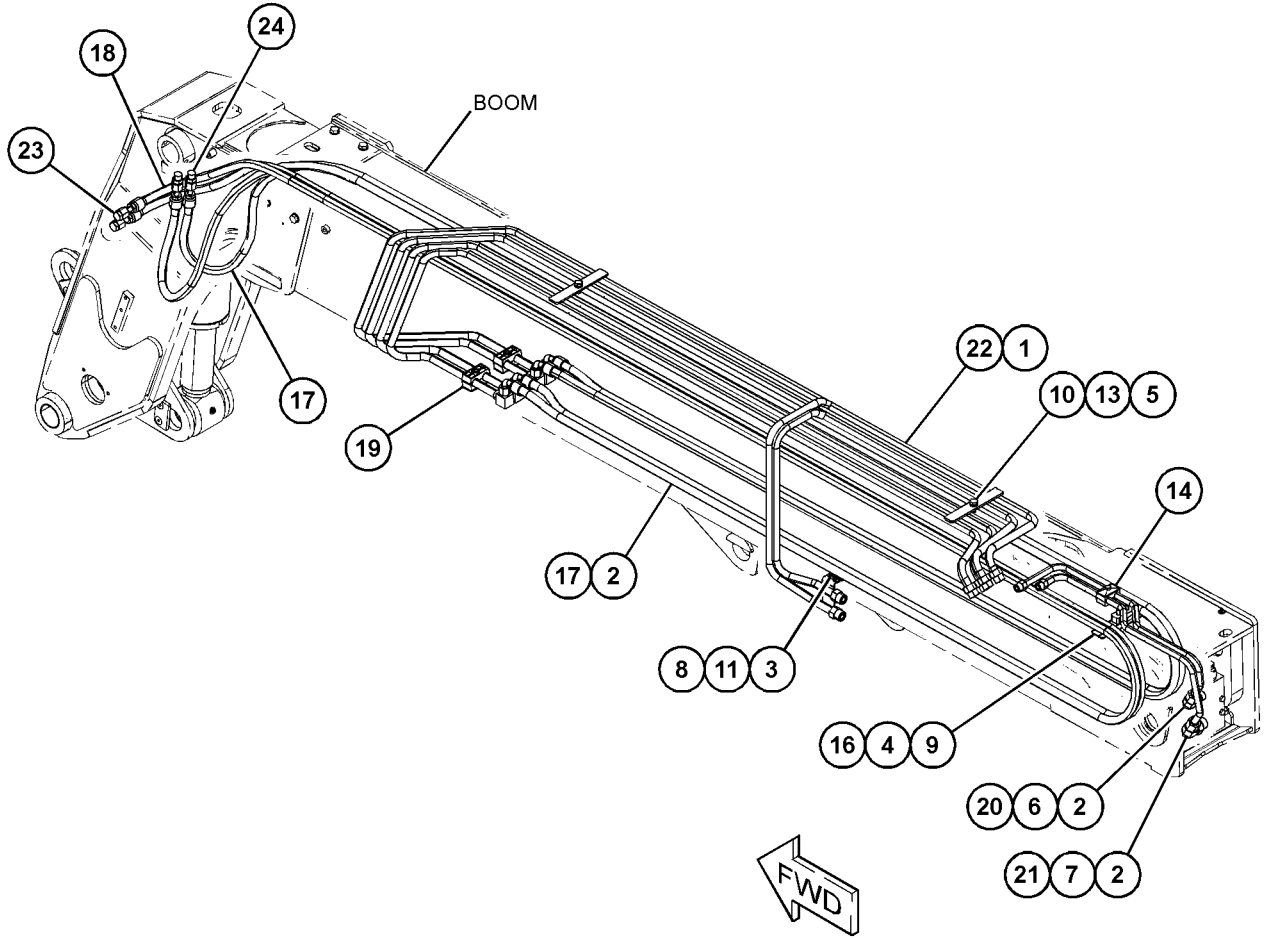
NOTE	REF NO	GRAPHIC REF	PART NUMBER	QTY	PART NAME						SEE PAGE
					1	2	3	4	5	6 (PRODUCT LEVEL)	
	1	1	7J-9108	6	SEAL-O-RING						
	2	1	6V-8398	6	SEAL-O-RING						
M	3	1	8T-4970	1	BOLT (M6X1X14-MM)						
M	4	1	7X-2537	2	BOLT (M8X1.25X35-MM)						
M	5	1	8T-4136	2	BOLT (M10X1.5X25-MM)						
	6	1	300-6096	1	FITTING						
	7	1	323-5622	1	ELBOW						
	8	1	8T-4205	1	WASHER-HARD (7.2X14.5X2-MM THK)						
	9	1	8T-4224	2	WASHER-HARD (8.8X16X2-MM THK)						
	10	1	8T-4121	2	WASHER-HARD (11X21X2.5-MM THK)						
	11	1	303-4787	1	WASHER (6.1X11.8X1.6-MM THK)						
	13	1	298-7388	2	WASHER (10.2X18.1X2.2-MM THK)						
	14	1	459-6891	1	CLAMP AS						
	16	1	517-0933	1	CLAMP AS-HOSE						
	17	1	492-2123	1	HOSE AS						
	18	1	492-2118	1	HOSE AS						
	19	1	492-2119	2	CLAMP AS						
	20	1	492-2120	1	TUBE AS						
	21	1	492-2121	1	TUBE AS						
	22	1	492-2124	1	TUBE AS						
	23	1	<i>150-3072</i>	2	PLUG AS						
					(EACH INCLUDES)						
		1	6V-8398	1	SEAL-O-RING						
		1	6V-9509	1	PLUG (13/16-16-THD)						
	24	1	298-0463	2	FITTING-ADAPTER						

M - METRIC PART

HYDRAULIC SYSTEM

492-2116 LINES GP-BOOM (contd.)

i06810180



GRAPHIC #1

<END>

g06124580

HYDRAULIC SYSTEM

224-5092 LINES GP-CONNECTING-FORK

PART OF 222-6210 CARRIAGE GP-FORK

AN ATTACHMENT

SMCS-5057

i01885394

NOTE	REF NO	GRAPHIC REF	PART NUMBER	QTY	PART NAME						SEE PAGE
					1	2	3	4	5	6 (PRODUCT LEVEL)	
	1	1	8I-3959	1	VALVE-CHECK						
	2	1	9V-6588	2	CLAMP						
	3	1	102-8705	1	PLATE						
	4	1	153-2994	1	COUPLING (FEMALE)						
	5	1	153-2995	1	COUPLING (MALE)						
I	6	1	224-5093	1	HOSE AS						
I	7	1	224-5094	1	HOSE AS						
I	8	1	228-9502	2	HOSE AS						
	9	1	<i>148-8336</i>	6	CONNECTOR AS (45-DEG ELBOW)						
					(EACH INCLUDES)						
		1	3J-1907	1	SEAL-O-RING						
		1	6V-8397	1	SEAL-O-RING						
		1	6V-8636	1	CONNECTOR						
	10	1	<i>148-8345</i>	2	CONNECTOR AS						
					(EACH INCLUDES)						
		1	2M-9780	1	SEAL-O-RING						
		1	6V-8398	1	SEAL-O-RING						
		1	6V-8638	1	CONNECTOR						
	11	1	152-5717	1	CAP-DUST						
	12	1	152-5718	1	CAP-DUST						
M	13	1	7X-2534	3	BOLT (M6X1X50-MM)						
	14	1	8T-4205	3	WASHER-HARD (7.2X14.5X2-MM THK)						
	15	1	8T-4224	1	WASHER-HARD (8.8X16X2-MM THK)						
M	16	1	8T-6869	1	BOLT (M8X1.25X60-MM)						

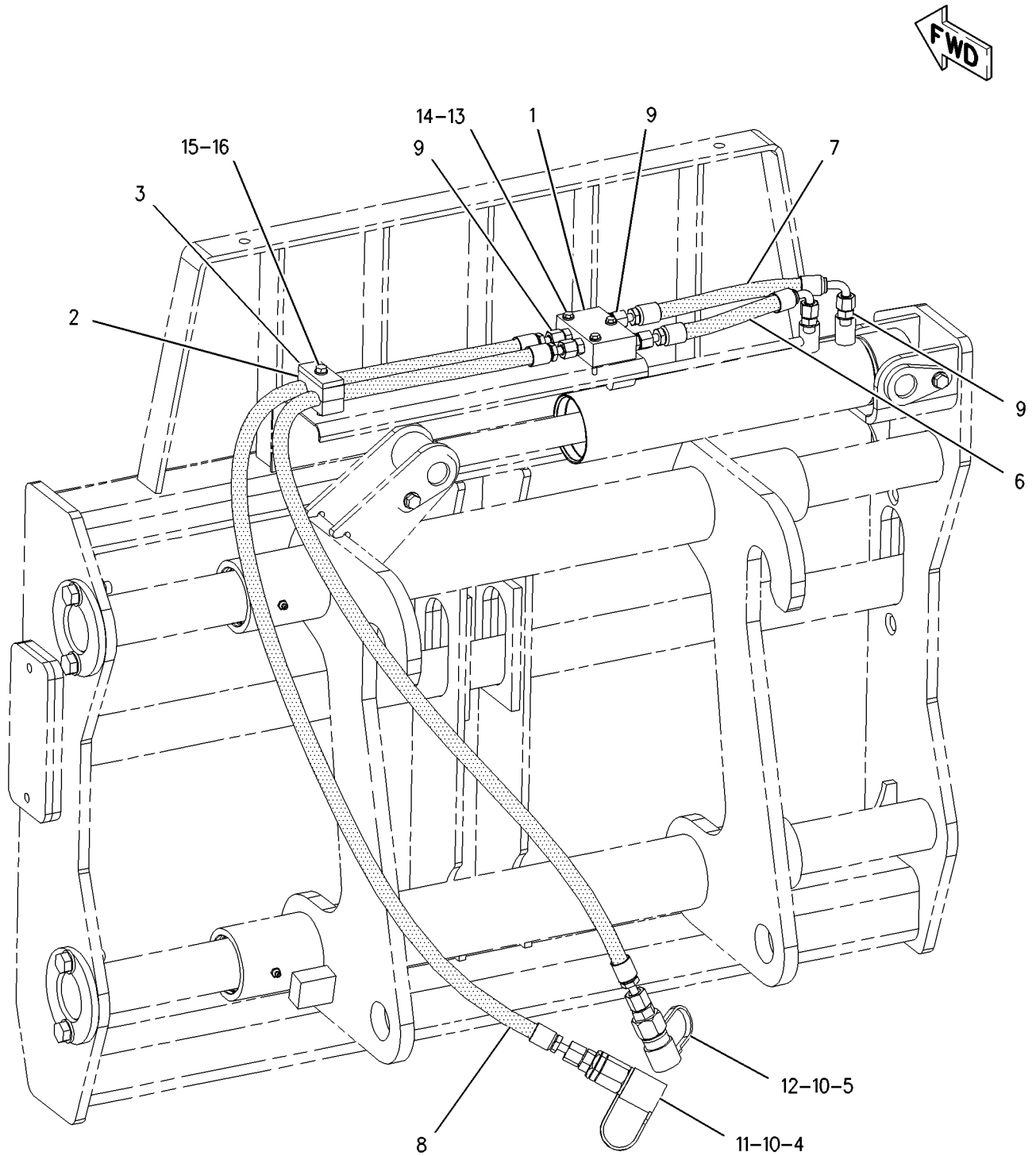
I - REFER TO HYDRAULIC INFORMATION SYSTEM

M - METRIC PART

HYDRAULIC SYSTEM

224-5092 LINES GP-CONNECTING (contd.)

i01885394



GRAPHIC #1

<END>

g00927770

HYDRAULIC SYSTEM

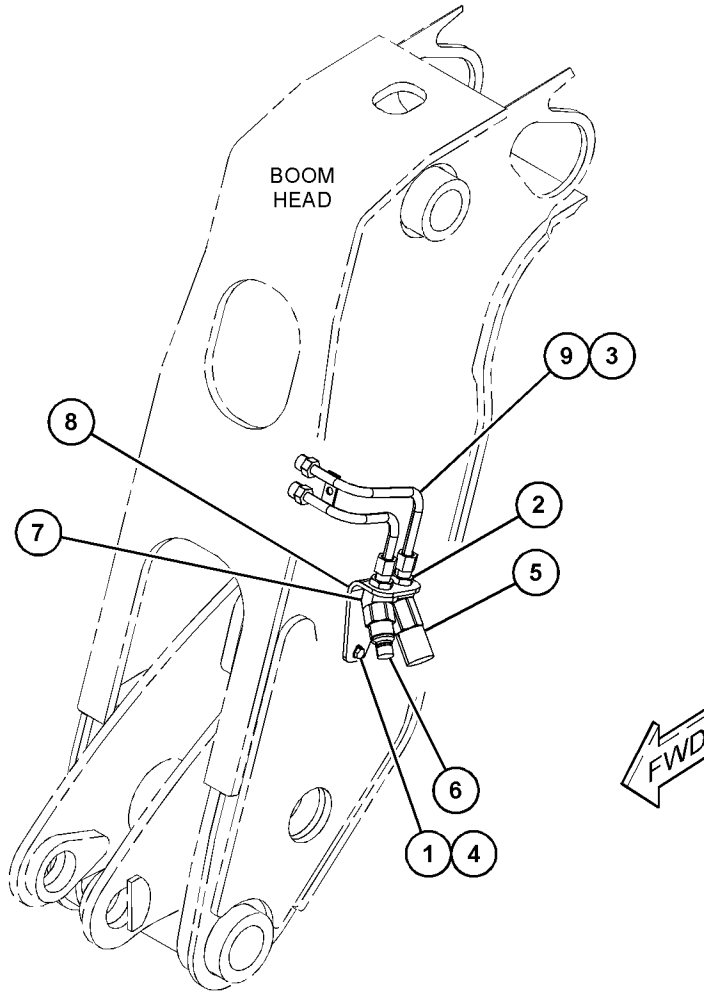
492-3922 LINES GP-COUPLER AN ATTACHMENT

SMCS-5057, 5133

i06586858

NOTE	REF NO	GRAPHIC REF	PART NUMBER	QTY	PART NAME						SEE PAGE
					1	2	3	4	5	6 (PRODUCT LEVEL)	
M	1	1	8T-4189	2	BOLT (M8X1.25X20-MM)						
	2	1	330-4258	2	LOCKNUT (13/16-16-THD)						
	3	1	6V-8398	2	SEAL-O-RING						
	4	1	5M-2894	2	WASHER-HARD (10.2X18.5X2.5-MM THK)						
	5	1	153-2994	1	COUPLING (FEMALE)						
	6	1	153-2995	1	COUPLING (MALE)						
	7	1	330-4773	2	ADAPTER AS						
					(EACH INCLUDES)						
		1	6V-8398	1	SEAL-O-RING						
		1	2M-9780	1	SEAL-O-RING						
		1	232-7724	1	ELBOW						
	8	1	492-3923	1	PLATE						
	9	1	492-3924	1	TUBE AS						

M - METRIC PART



GRAPHIC #1

<END>

g06039888

HYDRAULIC SYSTEM

492-3925 LINES GP-COUPLER-COUPLER AN ATTACHMENT

SMCS-5057, 5133

i06586857

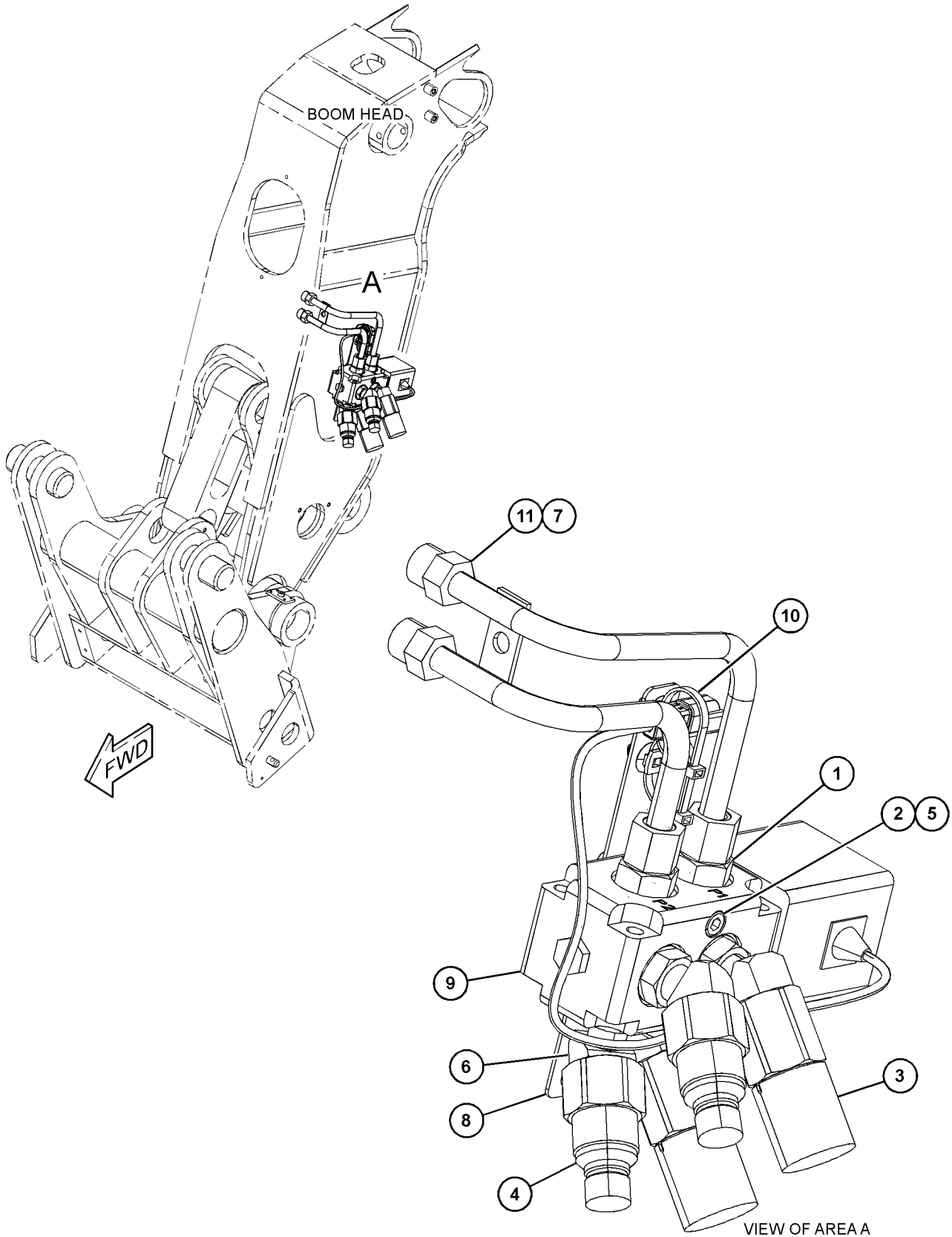
NOTE	REF NO	GRAPHIC REF	PART NUMBER	QTY	PART NAME						SEE PAGE
					1	2	3	4	5	6 (PRODUCT LEVEL)	
	1	1	298-0464	2	FITTING-ADAPTER						
M	2	1	6V-8213	2	BOLT-SOCKET HEAD (M8X1.25X70-MM)						
	3	1	153-2994	2	COUPLING (FEMALE)						
	4	1	153-2995	2	COUPLING (MALE)						
	5	1	211-9032	2	WASHER-HARD (8.8X13X2-MM THK)						
	6	1	<i>219-6331</i>	4	ELBOW AS						
					(EACH INCLUDES)						
		1	2M-9780	2	SEAL-O-RING						
		1	210-0066	1	ELBOW						
	7	1	6V-8398	2	SEAL-O-RING						
	8	1	347-1645	1	PLATE						
	9	1	343-7928	1	VALVE AS						
	10	1	455-3027	2	TIE-CABLE						
	11	1	492-3924	1	TUBE AS						

M - METRIC PART

HYDRAULIC SYSTEM

492-3925 LINES GP-COUPLER (contd.)

i06586857



GRAPHIC #1

<END>

g06037500

HYDRAULIC SYSTEM

495-7651 LINES GP-COUPLER AN ATTACHMENT

SMCS-5057, 5133

i06591317

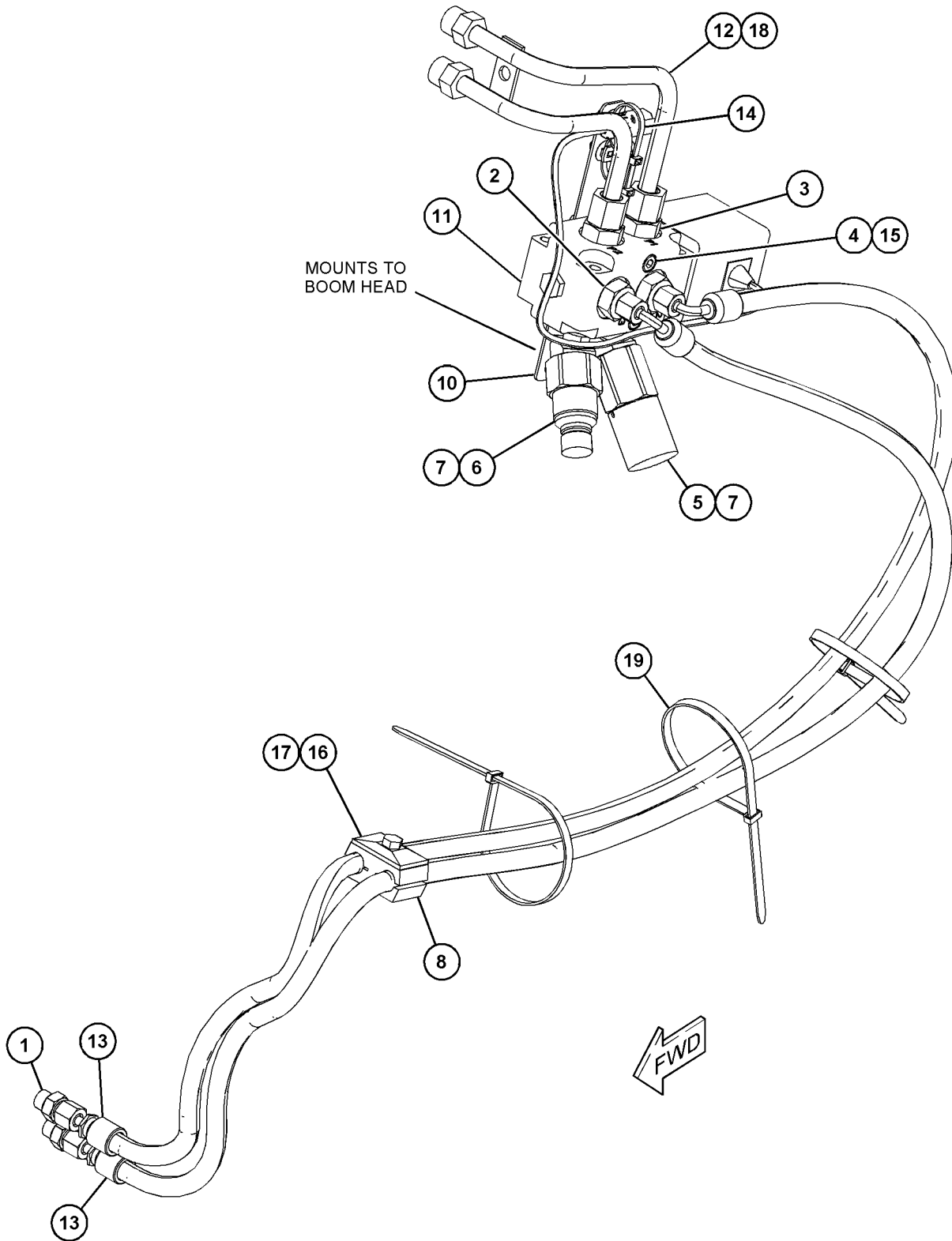
NOTE	REF NO	GRAPHIC REF	PART NUMBER	QTY	PART NAME						SEE PAGE
					1	2	3	4	5	6 (PRODUCT LEVEL)	
	1	1	298-7356	2	FITTING-ADAPTER						
	2	1	495-7653	2	TEE AS						
	3	1	298-0464	2	FITTING-ADAPTER						
M	4	1	6V-8213	2	BOLT-SOCKET HEAD (M8X1.25X70-MM)						
	5	1	153-2994	1	COUPLING (FEMALE)						
	6	1	153-2995	1	COUPLING (MALE)						
	7	1	<i>219-6331</i>	2	ELBOW AS						
					(EACH INCLUDES)						
		1	2M-9780	2	SEAL-O-RING						
		1	210-0066	1	ELBOW						
	8	1	<i>495-8706</i>	1	CLAMP AS						
		1	206-6410	2	CLAMP-HALF						
	10	1	347-1645	1	PLATE						
	11	1	343-7928	1	VALVE AS						
	12	1	492-3924	1	TUBE AS						
I	13	1	495-7600	2	HOSE AS						
	14	1	455-3027	2	TIE-CABLE						
	15	1	211-9032	2	WASHER-HARD (8.8X13X2-MM THK)						
	16	1	299-6644	1	PLATE						
	17	1	305-2110	1	SCREW (3/8-24X1.75-IN)						
	18	1	6V-8398	2	SEAL-O-RING						
	19	1	7K-1181	3	STRAP-CABLE						

I - REFER TO HYDRAULIC INFORMATION SYSTEM
M - METRIC PART

HYDRAULIC SYSTEM

495-7651 LINES GP-COUPLER (contd.)

i06591317



GRAPHIC #1

<END>

g06049601

HYDRAULIC SYSTEM

495-7652 LINES GP-COUPLER AN ATTACHMENT

SMCS-5057, 5133

i06591318

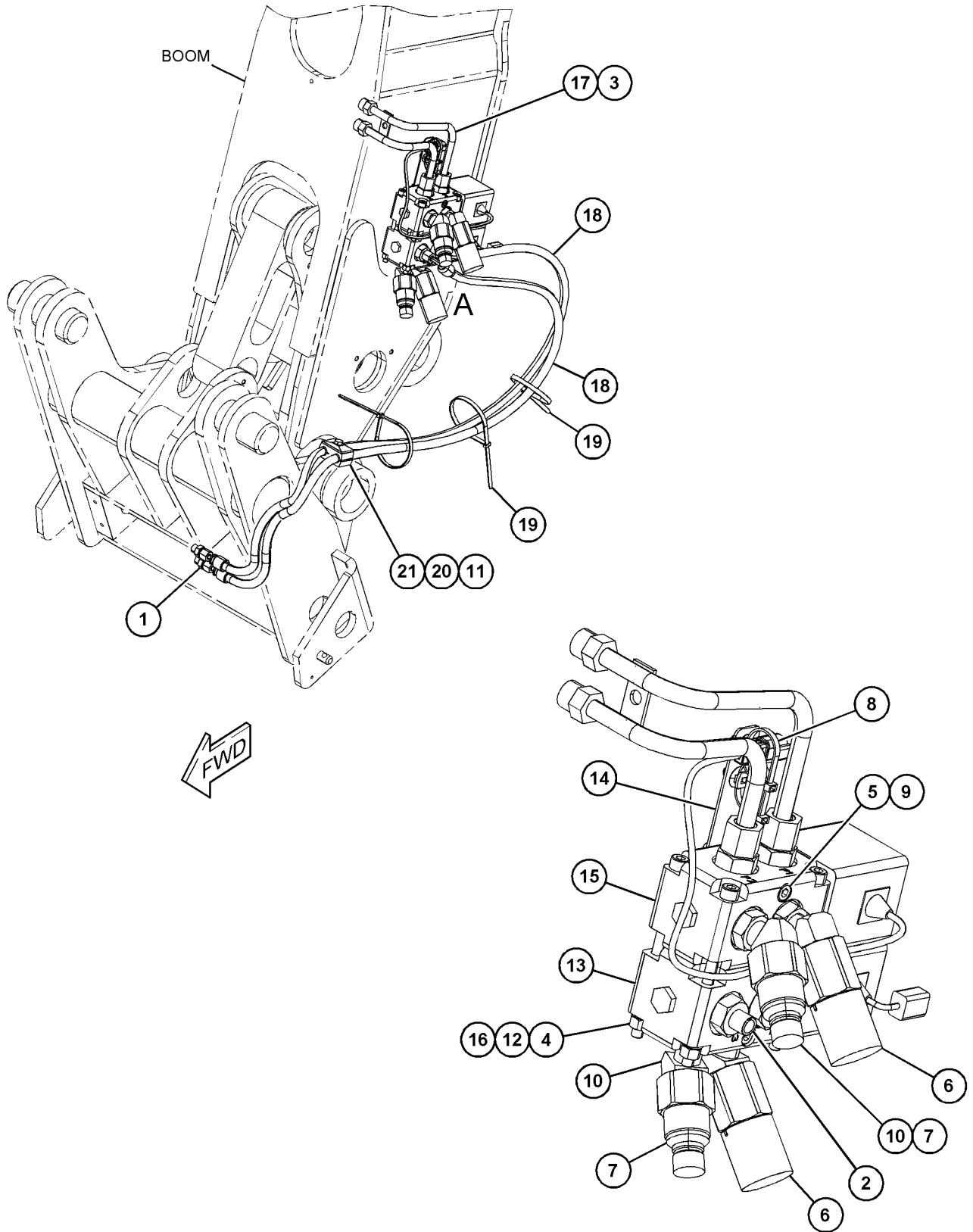
NOTE	REF NO	GRAPHIC REF	PART NUMBER	QTY	PART NAME						SEE PAGE
					1	2	3	4	5	6 (PRODUCT LEVEL)	
	1	1	298-7356	2	FITTING-ADAPTER						
	2	1	495-7653	2	TEE AS						
	3	1	298-0464	2	FITTING-ADAPTER						
M	4	1	309-9184	4	LOCKNUT (M8X1.25-THD)						
M	5	1	6V-8213	2	BOLT-SOCKET HEAD (M8X1.25X70-MM)						
	6	1	153-2994	2	COUPLING (FEMALE)						
	7	1	153-2995	2	COUPLING (MALE)						
	8	1	455-3027	2	TIE-CABLE						
	9	1	211-9032	2	WASHER-HARD (8.8X13X2-MM THK)						
	10	1	219-6331	4	ELBOW AS						
					(EACH INCLUDES)						
		1	2M-9780	2	SEAL-O-RING						
		1	210-0066	1	ELBOW						
	11	1	206-6410	1	CLAMP-HALF						
	12	1	298-7387	4	LOCKWASHER						
Y	13	1	226-6494	1	VALVE GP-DIVERTER (QUICK COUPLER)						376
	14	1	347-1645	1	PLATE						
	15	1	343-7928	1	VALVE AS (QUICK COUPLER)						
M	16	1	3E-8006	4	BOLT (M8X1.25X130-MM)						
	17	1	492-3924	1	TUBE AS						
I	18	1	495-7600	2	HOSE AS						
	19	1	7K-1181	3	STRAP-CABLE						
	20	1	299-6644	1	PLATE						
	21	1	305-2110	1	SCREW (3/8-24X1.75-IN)						

I - REFER TO HYDRAULIC INFORMATION SYSTEM
M - METRIC PART
Y - SEPARATE ILLUSTRATION

HYDRAULIC SYSTEM

495-7652 LINES GP-COUPLER (contd.)

i06591318



GRAPHIC #1

<END>

VIEW OF AREA A

g06093883

HYDRAULIC SYSTEM

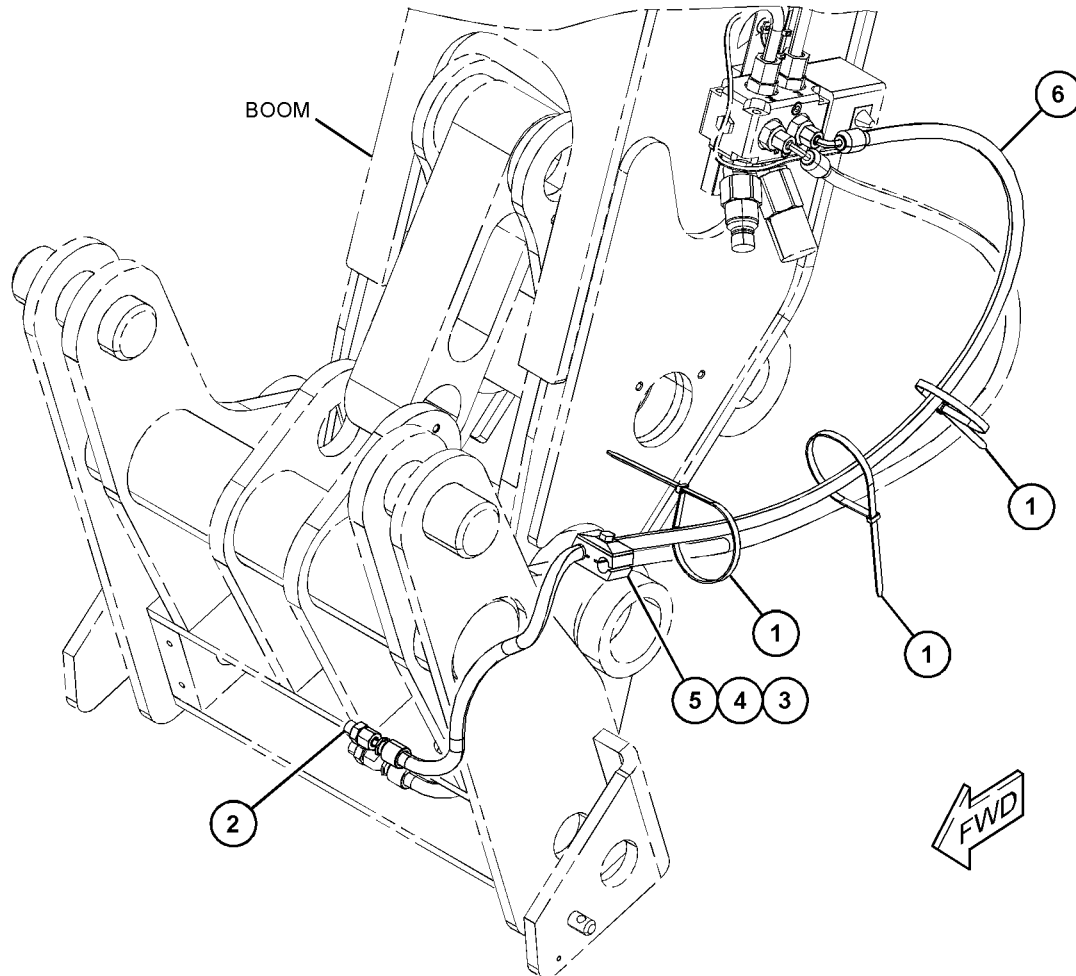
502-0366 LINES GP-COUPLER PART OF 505-6190, 505-6192 COUPLER AR-QUICK AN ATTACHMENT

SMCS-5057, 5133

i06604858

NOTE	REF NO	GRAPHIC REF	PART NUMBER	QTY	PART NAME						SEE PAGE
					1	2	3	4	5	6 (PRODUCT LEVEL)	
	1	1	7K-1181	3	STRAP-CABLE						
	2	1	298-7356	1	FITTING-ADAPTER						
	3	1	206-6410	2	CLAMP-HALF						
	4	1	299-6644	1	PLATE						
	5	1	305-2110	1	SCREW (3/8-24X1.75-IN)						
I	6	1	502-0335	1	HOSE AS						

I - REFER TO HYDRAULIC INFORMATION SYSTEM



GRAPHIC #1

<END>

g06090304

HYDRAULIC SYSTEM

235-2663 LINES GP-HYDRAULIC-ROTATING CARRIAGE PART OF 231-3229 CARRIAGE GP-ROTATING AN ATTACHMENT

SMCS-5057

i01906819

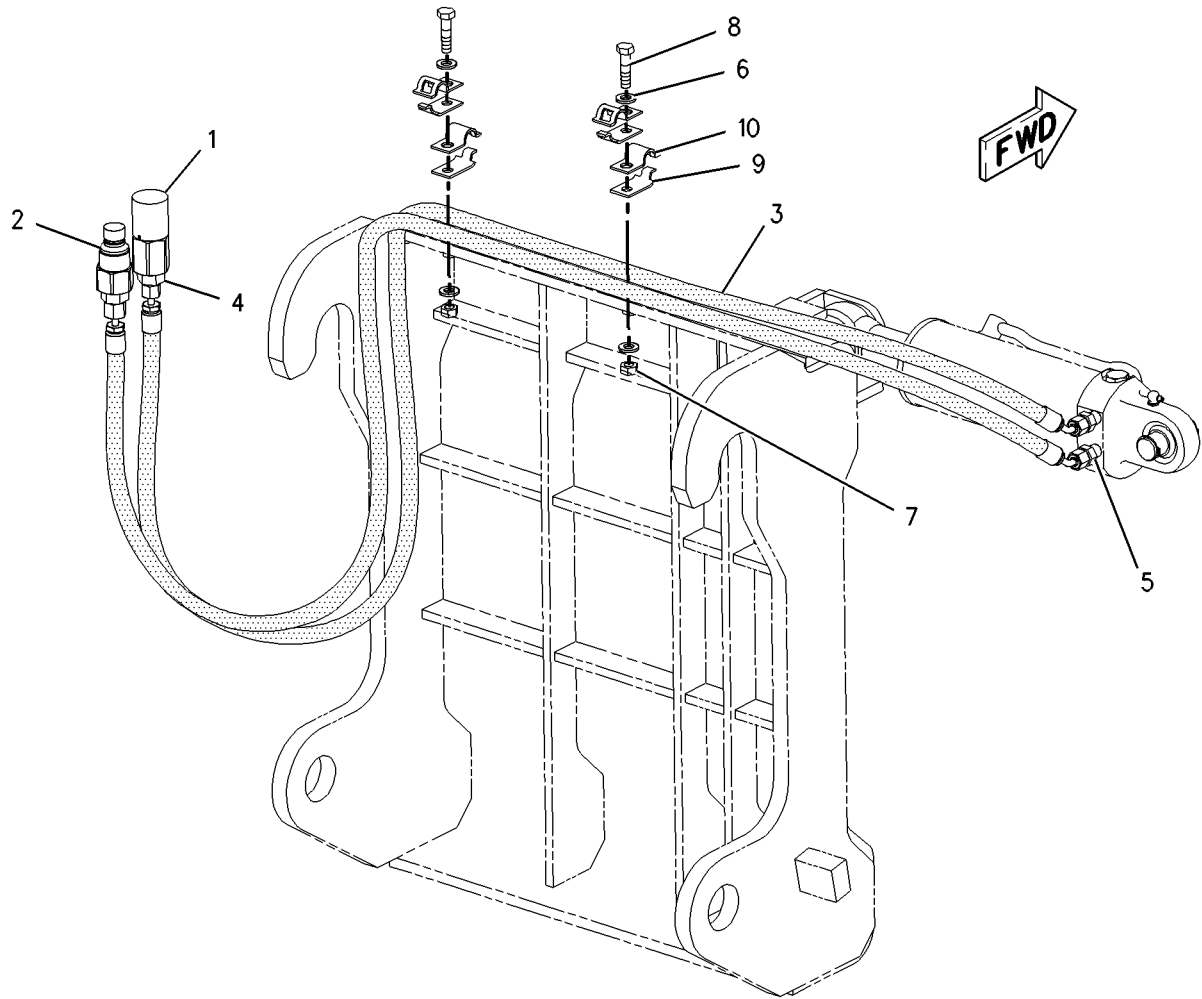
NOTE	REF NO	GRAPHIC REF	PART NUMBER	QTY	PART NAME						SEE PAGE
					1	2	3	4	5	6 (PRODUCT LEVEL)	
	1	1	153-2994	1	COUPLING (FEMALE)						
	2	1	153-2995	1	COUPLING (MALE)						
I	3	1	234-1457	2	HOSE AS						
	4	1	<i>148-8319</i>	2	CONNECTOR AS						
					(EACH INCLUDES)						
		1	2M-9780	1	SEAL-O-RING						
		1	6V-8397	1	SEAL-O-RING						
		1	6V-8715	1	CONNECTOR						
	5	1	<i>156-3691</i>	2	ADAPTER AS						
					(EACH INCLUDES)						
		1	3J-1907	1	SEAL-O-RING						
		1	4J-5477	1	SEAL-O-RING						
		1	081-6352	1	ADAPTER						
	6	1	8T-4121	4	WASHER-HARD (11X21X2.5-MM THK)						
M	7	1	8T-4133	2	NUT (M10X1.5-THD)						
M	8	1	8T-4186	2	BOLT (M10X1.5X40-MM)						
	9	1	9R-1004	4	CLIP (TAB)						
	10	1	9R-1005	4	CLIP (SLOT)						

I - REFER TO HYDRAULIC INFORMATION SYSTEM
M - METRIC PART

HYDRAULIC SYSTEM

235-2663 LINES GP-HYDRAULIC (contd.)

i01906819



GRAPHIC #1

<END>

g00993585

HYDRAULIC SYSTEM

492-2141 LINES GP-HYDRAULIC FAN

PART OF 503-5065, 506-2061 ENGINE AR-COMPLETE

AN ATTACHMENT

SMCS-5057

i06595309

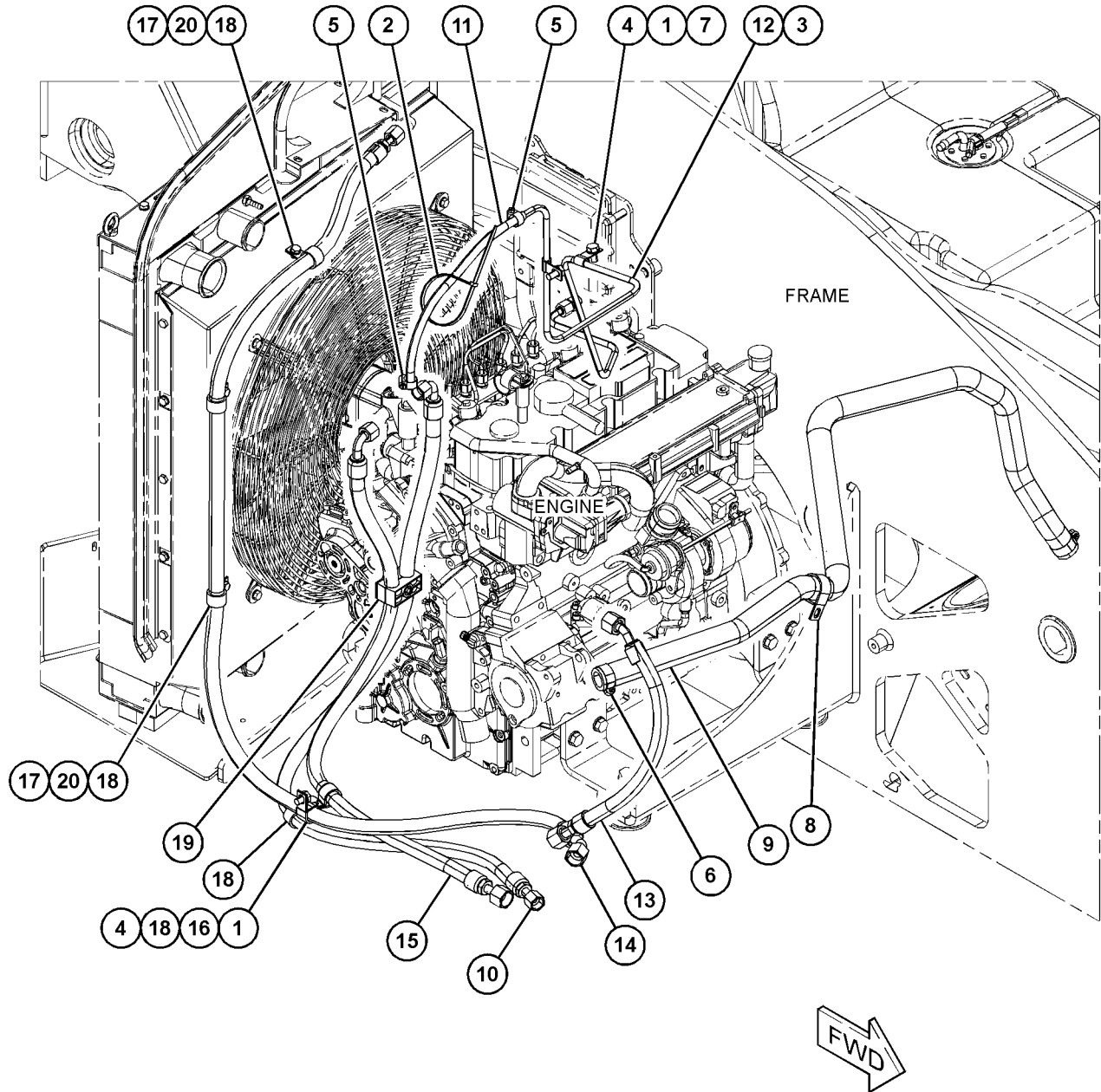
NOTE	REF NO	GRAPHIC REF	PART NUMBER	QTY	PART NAME						SEE PAGE
					1	2	3	4	5	6	
M	1	1	8T-4137	3	BOLT (M10X1.5X20-MM)						
	2	1	7K-1181	1	STRAP-CABLE						
	3	1	298-7358	1	FITTING-ADAPTER						
	4	1	8T-4121	4	WASHER-HARD (11X21X2.5-MM THK)						
	5	1	330-8103	2	CLAMP-HOSE						
	6	1	5P-2230	2	CLAMP-HOSE						
	7	1	6V-3265	2	CLIP						
	8	1	7D-7233	1	CLIP						
	9	1	492-2142	1	HOSE						
I	10	1	492-1517	1	HOSE AS						
G	11	1	423-1982		HOSE (17-IN)						
	12	1	492-2143	1	TUBE AS						
I	13	1	492-1515	1	HOSE AS						
	14	1	492-1518	1	HOSE AS						
I	15	1	492-1516	1	HOSE AS						
M	16	1	8T-4191	1	BOLT (M10X1.5X16-MM)						
	17	1	8T-4224	3	WASHER-HARD (8.8X16X2-MM THK)						
	18	1	9X-8250	6	CLIP						
	19	1	492-2145	1	CLAMP AS						
M	20	1	7X-2536	3	BOLT (M8X1.25X14-MM)						

G - ORDER BY THE INCH
 I - REFER TO HYDRAULIC INFORMATION SYSTEM
 M - METRIC PART

HYDRAULIC SYSTEM

492-2141 LINES GP-HYDRAULIC FAN (contd.)

106595309



GRAPHIC #1

<END>

g06098430

HYDRAULIC SYSTEM

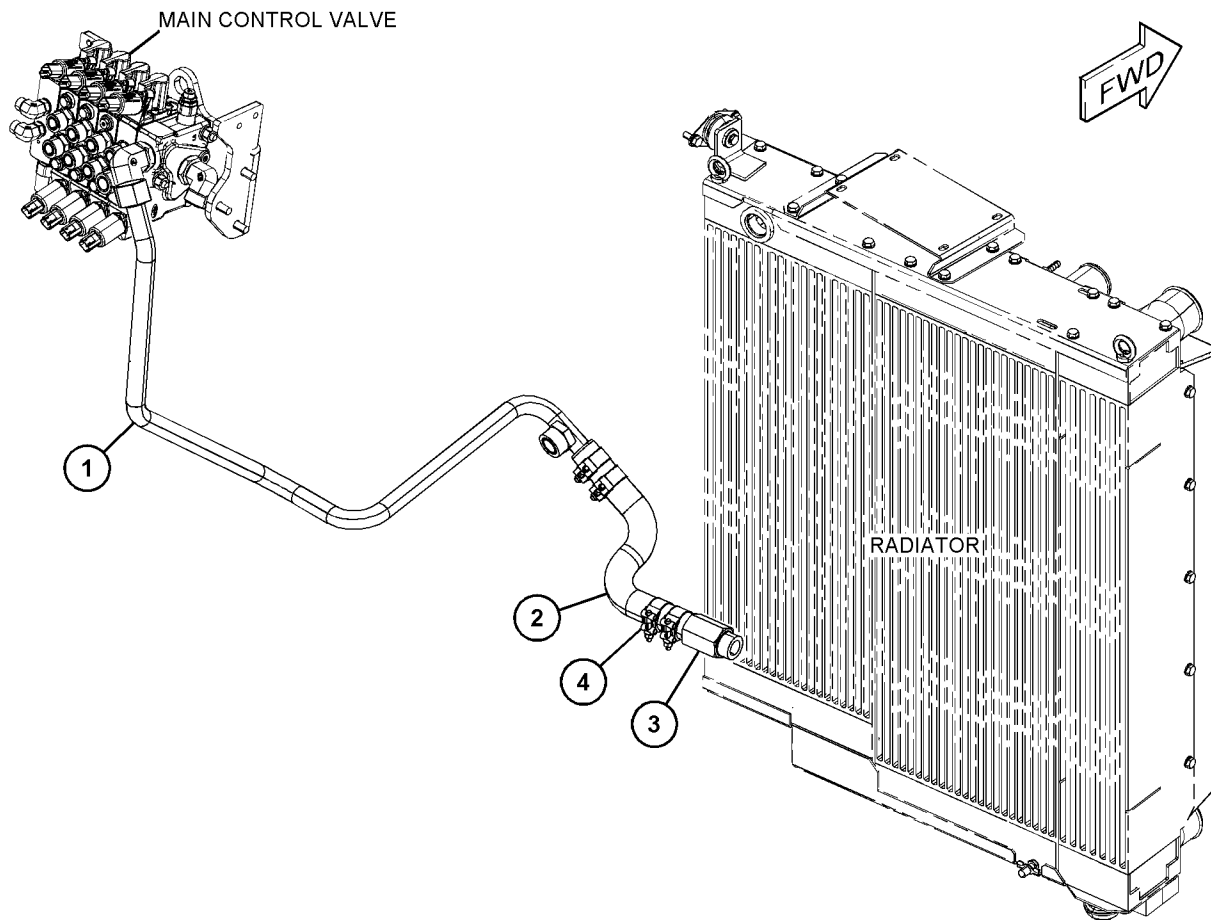
494-9561 LINES GP-HYDRAULIC OIL COOLER

PART OF 495-1912 HYDRAULIC AR

SMCS-1374, 5057

i06604808

NOTE	REF NO	GRAPHIC REF	PART NUMBER	QTY	PART NAME						SEE PAGE
					1	2	3	4	5	6 (PRODUCT LEVEL)	
	1	1	494-9563	1	TUBE AS						
	2	1	494-9759	1	HOSE						
	3	1	494-9760	1	ADAPTER AS						
	4	1	494-9761	4	CLAMP-HOSE						



GRAPHIC #1

<END>

g06043545

HYDRAULIC SYSTEM

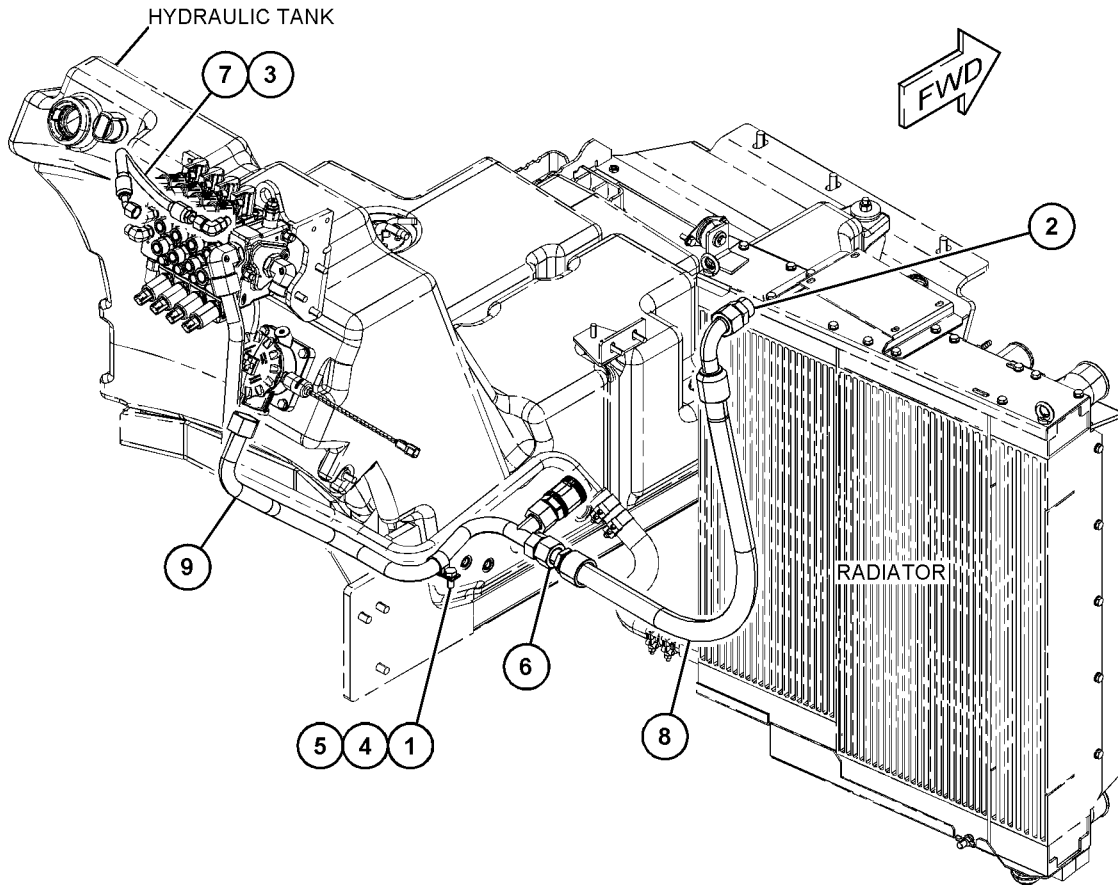
495-1406 LINES GP-HYDRAULIC OIL COOLER-TANK PART OF 495-1912 HYDRAULIC AR

SMCS-1374, 5057

i06608991

NOTE	REF NO	GRAPHIC REF	PART NUMBER	QTY	PART NAME						SEE PAGE
					1	2	3	4	5	6 (PRODUCT LEVEL)	
M	1	1	8T-4136	1	BOLT (M10X1.5X25-MM)						
	2	1	298-0470	1	FITTING-ADAPTER						
	3	1	298-0473	1	FITTING-ADAPTER						
	4	1	8T-4121	1	WASHER-HARD (11X21X2.5-MM THK)						
	5	1	7C-4354	1	CLIP						
	6	1	495-1408	1	VALVE AS-CHECK						
I	7	1	494-9789	1	HOSE AS						
	8	1	494-9791	1	HOSE AS						
	9	1	495-1409	1	TUBE AS						

I - REFER TO HYDRAULIC INFORMATION SYSTEM
M - METRIC PART



GRAPHIC #1

<END>

g06093149

HYDRAULIC SYSTEM

492-4846 LINES GP-LIFT CYLINDER AN ATTACHMENT

SMCS-5057, 5102, 5303

i06591320

NOTE	REF NO	GRAPHIC REF	PART NUMBER	QTY	PART NAME						SEE PAGE
					1	2	3	4	5	6 (PRODUCT LEVEL)	
	1	1	492-4854	1	TUBE AS						
	2	1	492-4855	1	TUBE AS						
	3	1	300-6096	1	FITTING						
	4	1	298-0476	1	FITTING-ADAPTER						
M	5	1	3E-8025	4	BOLT-SOCKET HEAD (M8X1.25X50-MM)						
	6	1	492-4856	1	TUBE AS						
	7	1	492-4896	1	VALVE GP-COUNTERBALANCE						
	8	1	492-4853	1	TUBE AS						
	9	1	492-4857	1	TUBE AS						
	10	1	492-4847	1	TUBE AS						
	11	1	6V-8398	2	SEAL-O-RING						
	12	1	6V-9746	1	SEAL-O-RING						
I	13	1	492-4875	1	HOSE AS						
I	14	1	492-4870	1	HOSE AS						
	15	1	7J-9108	3	SEAL-O-RING						
M	16	1	8T-4189	5	BOLT (M8X1.25X20-MM)						
	17	1	8T-4224	5	WASHER-HARD (8.8X16X2-MM THK)						
	18	1	492-4851	1	CLAMP						
	19	1	492-4858	1	BRACKET AS						
	20	1	492-4927	10	CLIP						

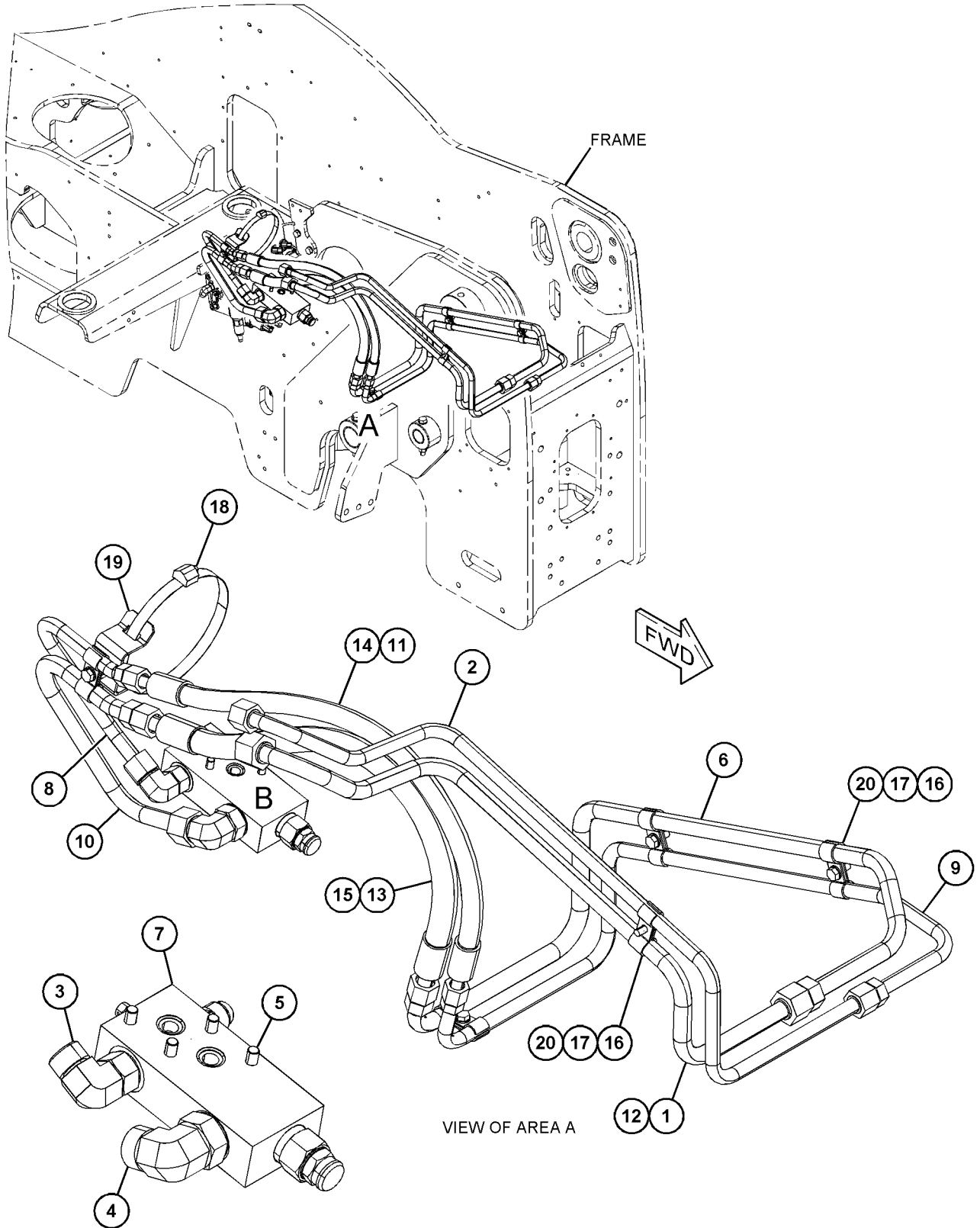
I - REFER TO HYDRAULIC INFORMATION SYSTEM

M - METRIC PART

HYDRAULIC SYSTEM

492-4846 LINES GP-LIFT CYLINDER (contd.)

106591320



GRAPHIC #1

<END>

g06090387

HYDRAULIC SYSTEM

492-4848 LINES GP-LIFT CYLINDER

AN ATTACHMENT

SMCS-5057, 5102, 5303

i06810160

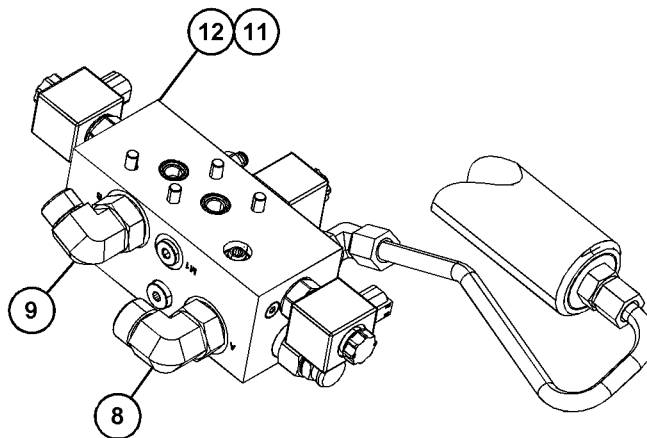
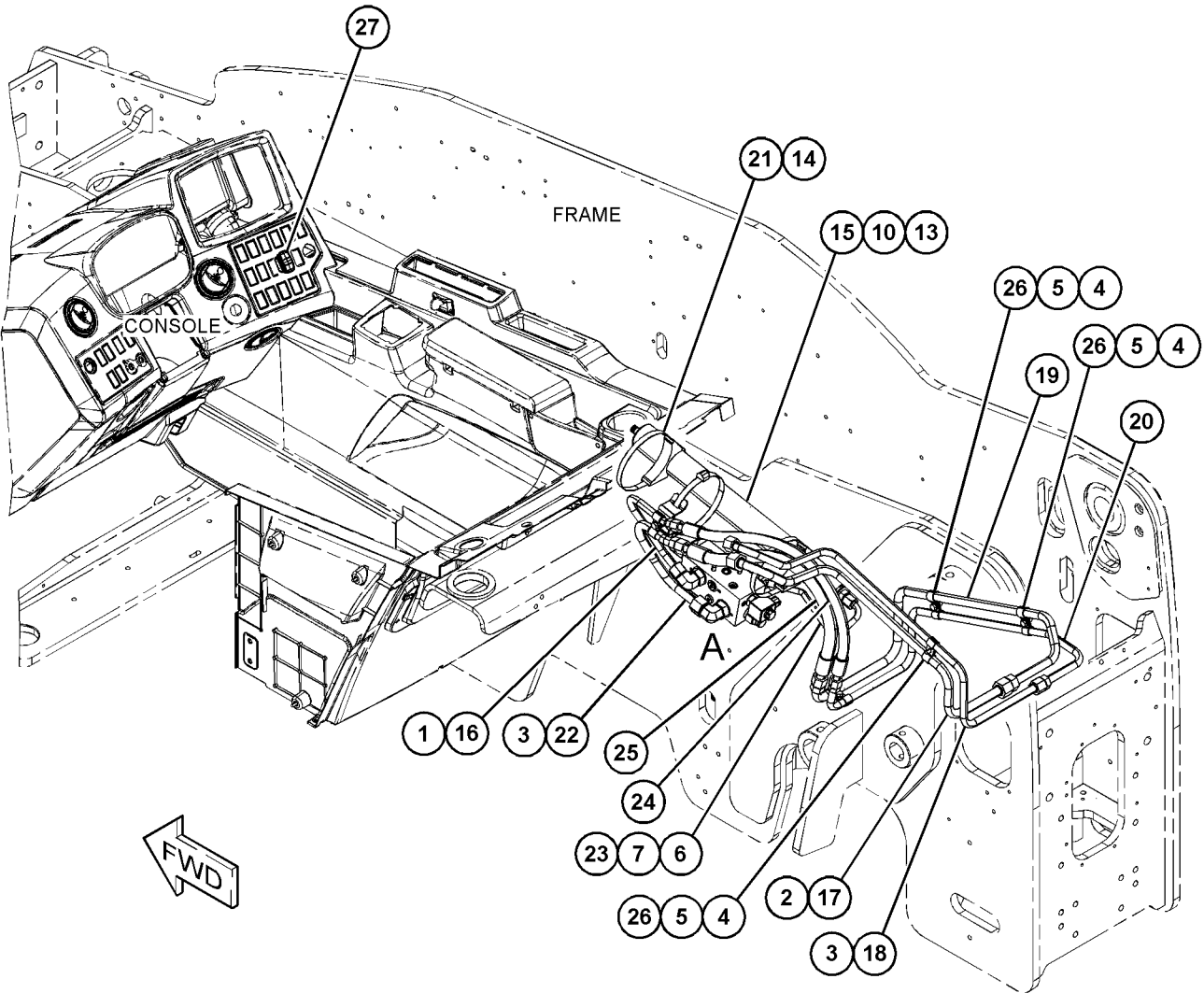
NOTE	REF NO	GRAPHIC REF	PART NUMBER	QTY	PART NAME						SEE PAGE
					1	2	3	4	5	6 (PRODUCT LEVEL)	
	1	1	6V-8398	2	SEAL-O-RING						
	2	1	6V-9746	1	SEAL-O-RING						
	3	1	7J-9108	3	SEAL-O-RING						
M	4	1	8T-4189	5	BOLT (M8X1.25X20-MM)						
	5	1	8T-4224	5	WASHER-HARD (8.8X16X2-MM THK)						
	6	1	298-0474	1	FITTING-ADAPTER						
	7	1	298-0464	1	FITTING-ADAPTER						
	8	1	298-0476	1	FITTING-ADAPTER						
	9	1	323-5622	1	ELBOW						
	10	1	340-4933	2	CLIP						
M	11	1	8T-2394	4	BOLT-SOCKET HEAD (M8X1.25X90-MM)						
J	12	1	492-4849	1	VALVE GP-RIDE CONTROL						
		1	340-5927	3	COIL (12-VOLT)						
	13	1	492-4850	1	ACCUMULATOR GP-HYDRAULIC						
	14	1	492-4851	1	CLAMP						
	15	1	492-4852	2	BUMPER						
	16	1	492-4853	1	TUBE AS						
	17	1	492-4854	1	TUBE AS						
	18	1	492-4855	1	TUBE AS						
	19	1	492-4856	1	TUBE AS						
	20	1	492-4857	1	TUBE AS						
	21	1	492-4858	1	BRACKET AS						
	22	1	492-4859	1	TUBE AS						
	23	1	520-4327	1	PIPE AS						
I	24	1	492-4870	1	HOSE AS						
I	25	1	492-4875	1	HOSE AS						
	26	1	492-4927	10	CLIP						
	27	1	506-5129	1	SWITCH AS-DISCONNECT (BOOM)						
					AVAILABLE REPAIR KIT(S) :						
J			518-0627	1	KIT-SEAL						
					(INCLUDES O-RINGS)						
J			518-0703	3	KIT-SEAL						
					(EACH INCLUDES O-RINGS & NUT)						

I - REFER TO HYDRAULIC INFORMATION SYSTEM
 J - KIT MARKED J SERVICES PART(S) MARKED J
 M - METRIC PART

HYDRAULIC SYSTEM

492-4848 LINES GP-LIFT CYLINDER (contd.)

106810160



VIEW OF AREA A
(PARTS REMOVED FOR CLARITY)

GRAPHIC #1

<END>

g06125386

HYDRAULIC SYSTEM

495-1402 LINES GP-PUMP

PART OF 495-1912 HYDRAULIC AR

SMCS-5057

i06810938

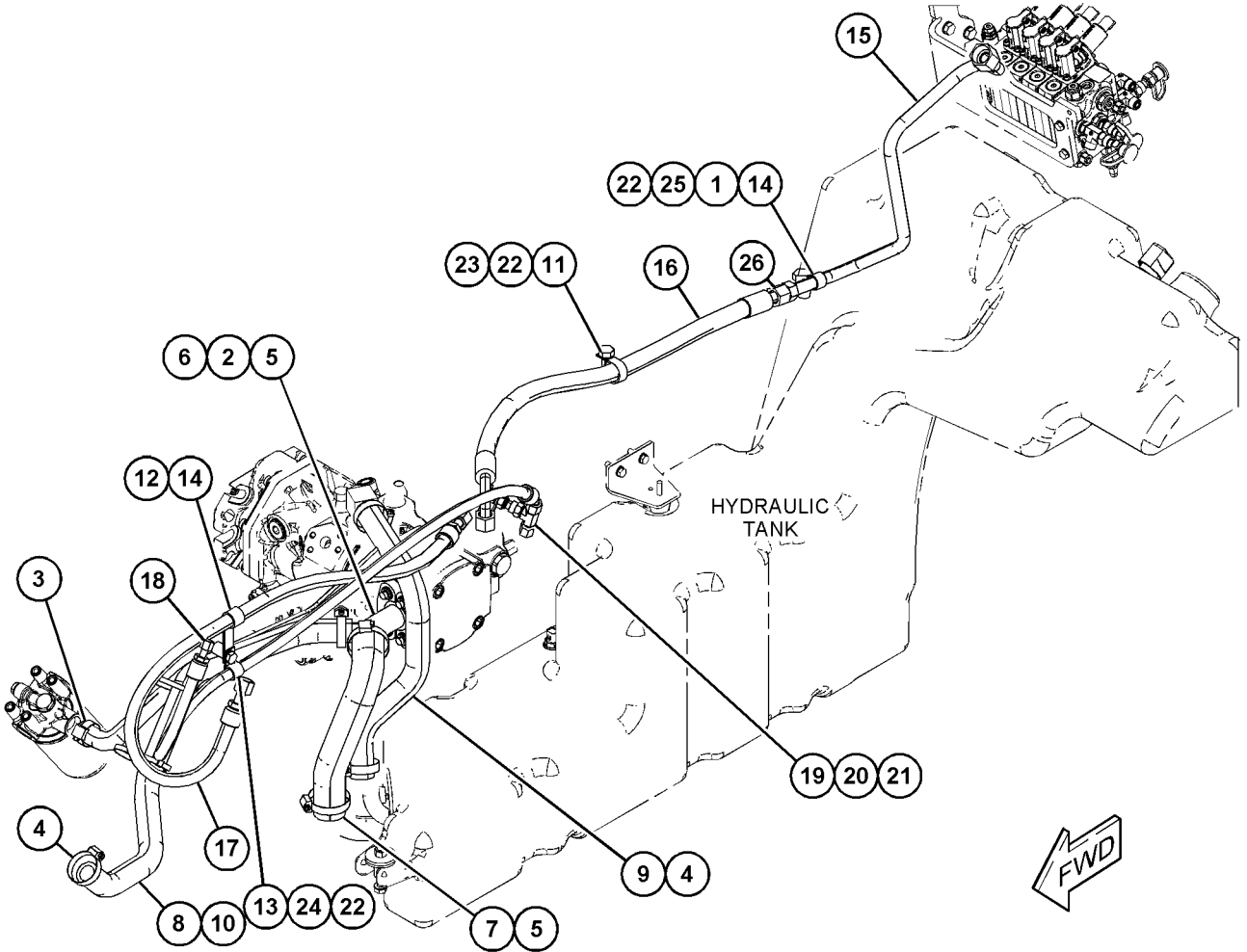
NOTE	REF NO	GRAPHIC REF	PART NUMBER	QTY	PART NAME						SEE PAGE
					1	2	3	4	5	6 (PRODUCT LEVEL)	
	1	1	495-0013	1	CLAMP						
	2	1	357-6218	1	KIT-FLANGE (INCLUDES FLANGES,BOLTS,SEAL)						
	3	1	095-1390	1	CLAMP-HOSE						
	4	1	495-0019	4	CLAMP						
	5	1	323-7265	2	CLAMP						
	6	1	495-0021	1	TUBE AS						
	7	1	495-0022	1	HOSE						
	8	1	495-0024	1	HOSE						
	9	1	495-0025	1	HOSE						
	10	1	7K-1181	2	STRAP-CABLE						
	11	1	9M-4972	1	CLIP						
	12	1	8T-1593	1	CLIP						
	13	1	067-2551	1	CLIP						
	14	1	495-1404	2	SPACER (10.5X20X25-MM THK)						
	15	1	495-1405	1	TUBE AS						
I	16	1	494-9665	1	HOSE AS						
I	17	1	494-9666	1	HOSE AS						
I	18	1	494-9667	1	HOSE AS						
	19	1	298-0496	1	FITTING-ADAPTER						
	20	1	309-6462	1	CONNECTOR						
	21	1	6V-0852	1	CAP-DUST						
	22	1	8T-4121	3	WASHER-HARD (11X21X2.5-MM THK)						
M	23	1	8T-4136	1	BOLT (M10X1.5X25-MM)						
	24	1	347-4577	1	SCREW-MACHINE						
M	25	1	8T-4185	1	BOLT (M10X1.5X50-MM)						
	26	1	7J-9108	1	SEAL-O-RING						

I - REFER TO HYDRAULIC INFORMATION SYSTEM
M - METRIC PART

HYDRAULIC SYSTEM

495 - 1402 LINES GP - PUMP (contd.)

i06810938



GRAPHIC #1

<END>

g06125653

HYDRAULIC SYSTEM

508-2602 LINES GP-TRAILER PART OF 507-8186, 509-0364 BRAKE AR-TRAILER AN ATTACHMENT

SMCS-5057

i06642776

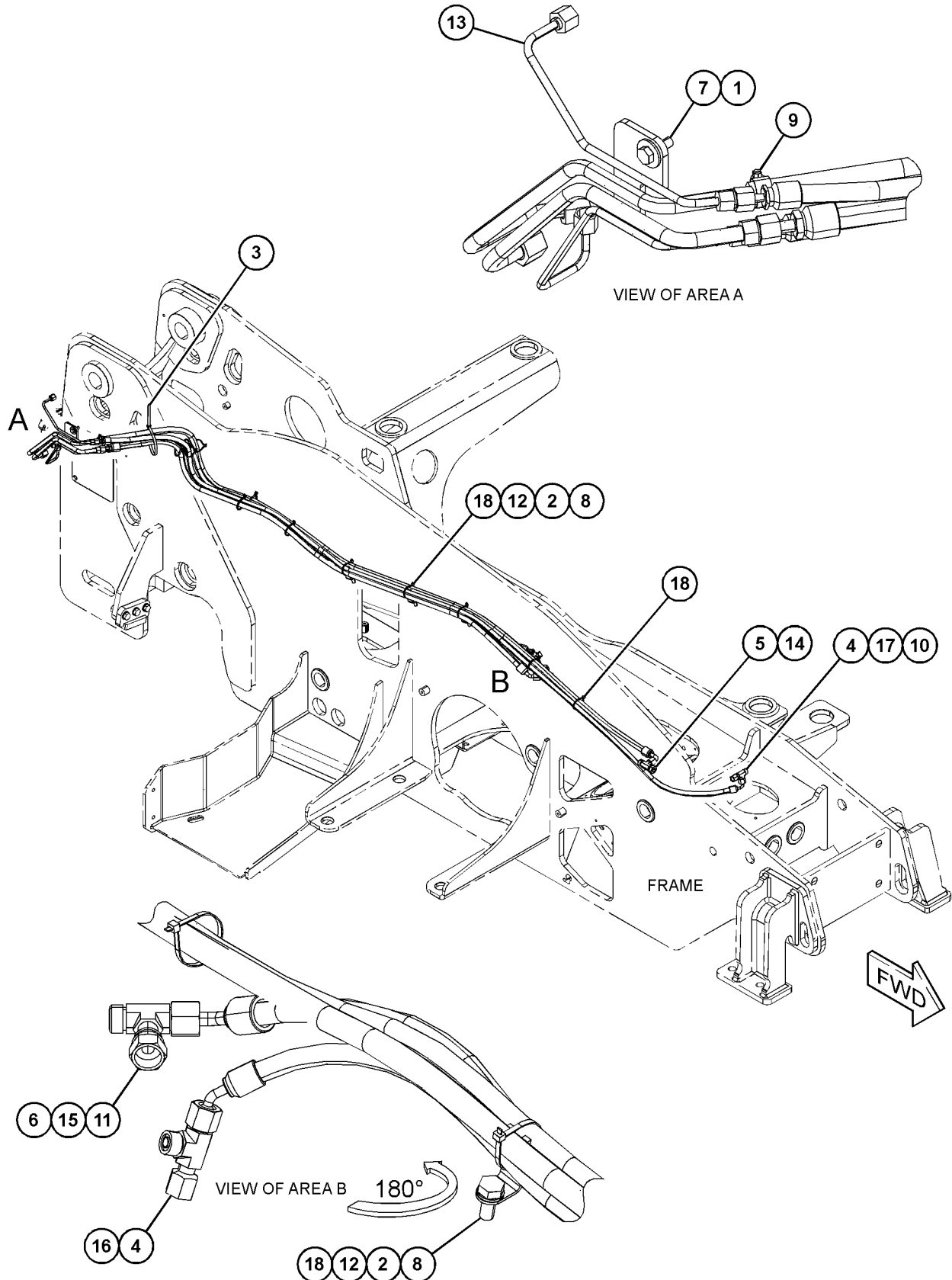
NOTE	REF NO	GRAPHIC REF	PART NUMBER	QTY	PART NAME						SEE PAGE
					1	2	3	4	5	6 (PRODUCT LEVEL)	
M	1	1	8T-4908	1	BOLT (M8X1.25X25-MM)						
M	2	1	8T-4136	3	BOLT (M10X1.5X25-MM)						
	3	1	7K-1181	1	STRAP-CABLE						
	4	1	298-0496	2	FITTING-ADAPTER						
	5	1	298-0497	1	FITTING-ADAPTER						
	6	1	323-5628	1	TEE						
	7	1	309-3997	1	WASHER (8.4X25X2-MM THK)						
	8	1	8T-4121	3	WASHER-HARD (11X21X2.5-MM THK)						
	9	1	331-3890	1	CLAMP						
	10	1	4J-5477	2	SEAL-O-RING						
	11	1	6V-8397	1	SEAL-O-RING						
	12	1	500-2293	3	CLIP						
	13	1	508-2604	1	LINES GP-HYDRAULIC						
	14	1	508-2568	1	HOSE AS						
I	15	1	508-2567	1	HOSE AS						
I	16	1	508-2566	1	HOSE AS						
I	17	1	508-2565	1	HOSE AS						
	18	1	3S-2093	12	STRAP-CABLE						

I - REFER TO HYDRAULIC INFORMATION SYSTEM
M - METRIC PART

HYDRAULIC SYSTEM

508-2602 LINES GP-TRAILER (contd.)

i06642776



GRAPHIC #1

<END>

g06094007

HYDRAULIC SYSTEM

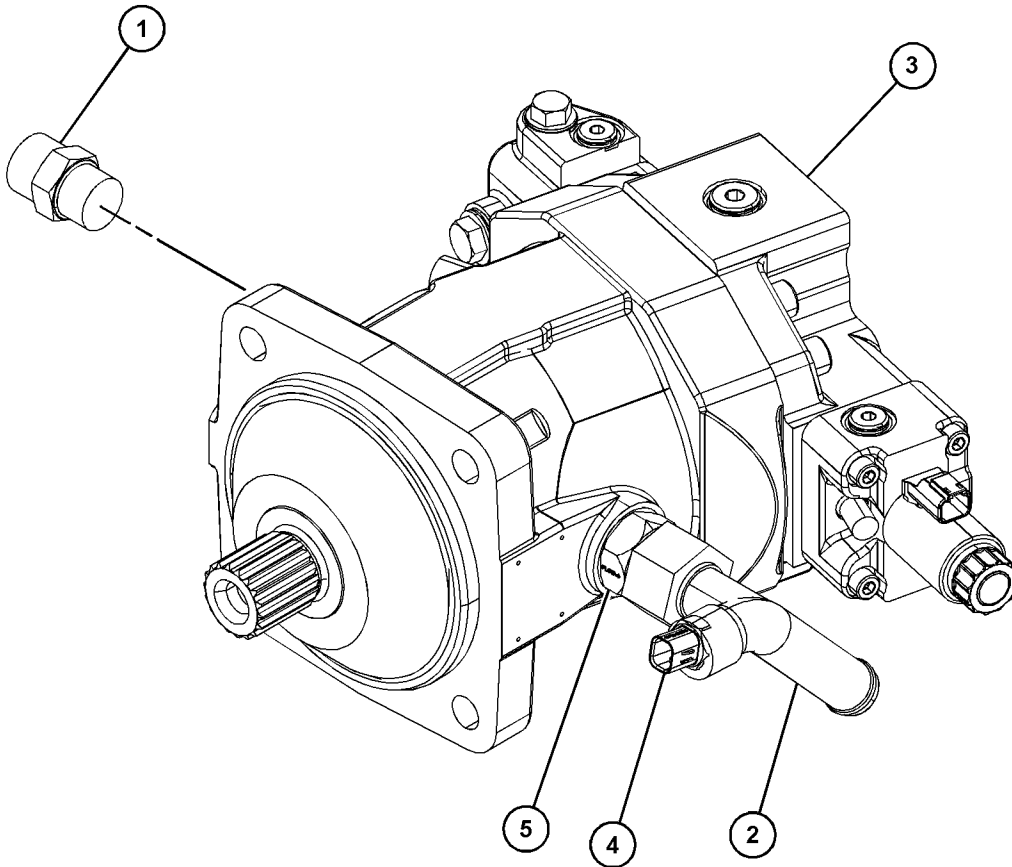
494-3645 MOTOR GP-HYDRAULIC

PART OF 494-2060 MOTOR & MTG GP-HYDROSTATIC

SMCS-1636, 4351, 5052, 5058, 5061, 5410

i06586893

NOTE	REF NO	GRAPHIC REF	PART NUMBER	QTY	PART NAME						SEE PAGE
					1	2	3	4	5	6 (PRODUCT LEVEL)	
	1	1	298-0468	1	FITTING-ADAPTER						
	2	1	494-2030	1	TUBE AS						
	3	1	494-3646	1	MOTOR AS						
	4	1	494-3647	1	SENSOR-TEMPERATURE (HYDRAULIC OIL)						
	5	1	266-1595	1	VALVE GP-CHECK (HYDRAULIC OIL)						
		1	5K-9090	1	SEAL-O-RING						
		1	7M-8485	1	SEAL-O-RING						



GRAPHIC #1

<END>

g06041056

HYDRAULIC SYSTEM

492-2091 PUMP & MTG GP-HYDRAULIC

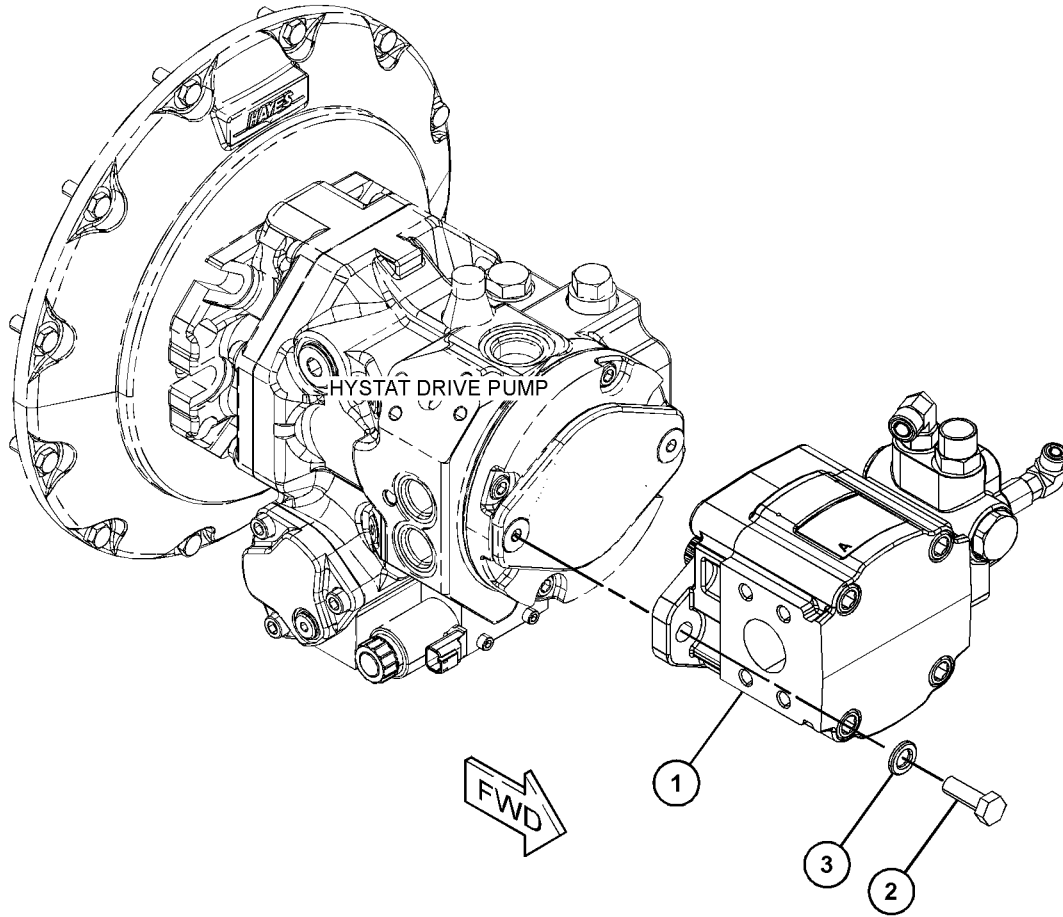
PART OF 495-1912 HYDRAULIC AR

SMCS-5070

i06604799

NOTE	REF NO	GRAPHIC REF	PART NUMBER	QTY	PART NAME						SEE PAGE
					1	2	3	4	5	6 (PRODUCT LEVEL)	
Y	1	1	492-2103	1	PUMP & MTG GP-HYDRAULIC						362
M	2	1	8T-4956	2	BOLT (M12X1.75X35-MM)						
	3	1	348-1612	2	WASHER (13X24X3-MM THK)						

M - METRIC PART
Y - SEPARATE ILLUSTRATION



GRAPHIC #1

<END>

g06057424

HYDRAULIC SYSTEM

492-2103 PUMP & MTG GP-HYDRAULIC

PART OF 492-2091 PUMP & MTG GP-HYDRAULIC

SMCS-5070

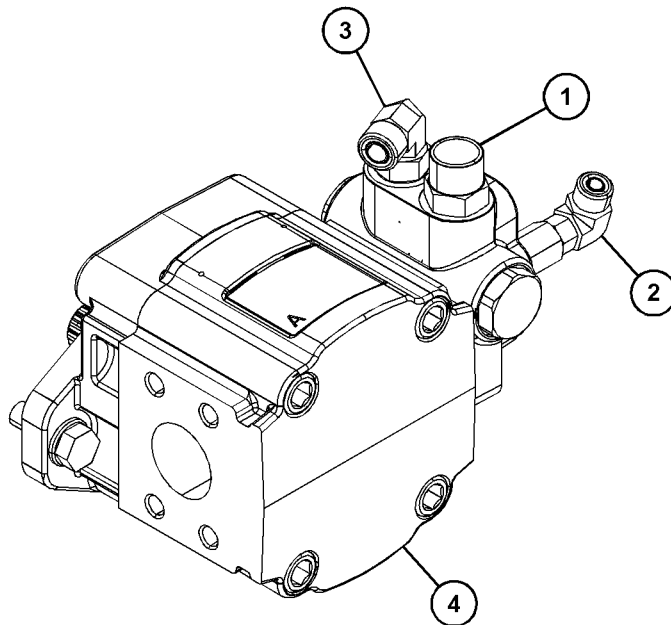
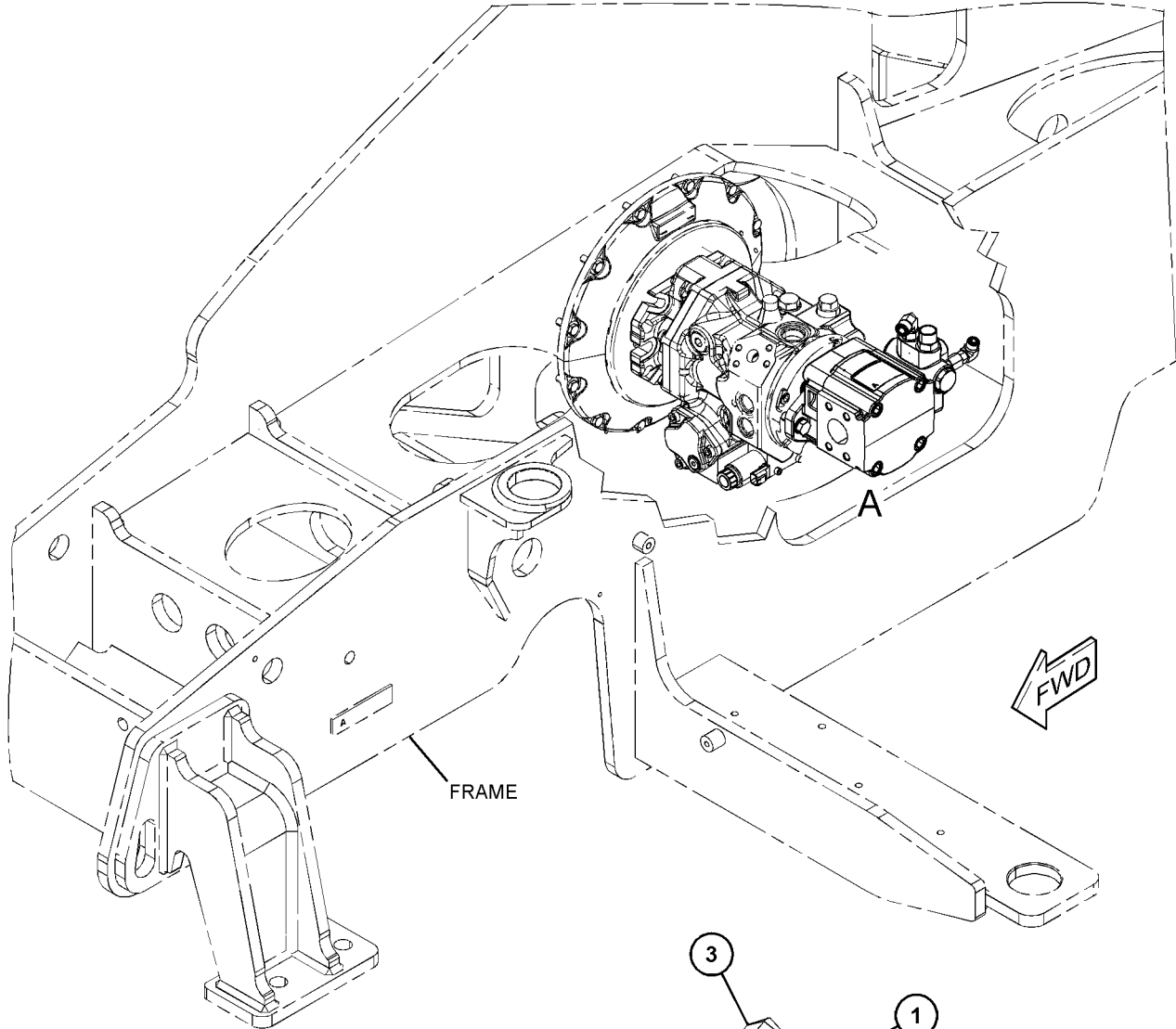
i06619559

NOTE	REF NO	GRAPHIC REF	PART NUMBER	QTY	PART NAME						SEE PAGE
					1	2	3	4	5	6 (PRODUCT LEVEL)	
	1	1	298-0466	1	FITTING-ADAPTER						
	2	1	463-5618	1	ADAPTER-ELBOW						
	3	1	298-0474	1	FITTING-ADAPTER						
J	4	1	492-2104	1	PUMP GP-HYDRAULIC						
					AVAILABLE REPAIR KIT(S) :						
J			503-1112	1	KIT-SEAL						
					(INCLUDES SHAFT SEALS, ANTIEXTRUSION RINGS, RUBBER SEALS, STANDARD SEAL & O-RING SEALS)						
J - KIT MARKED J SERVICES PART(S) MARKED J											

HYDRAULIC SYSTEM

492-2103 PUMP & MTG GP-HYDRAULIC (contd.)

106619559



VIEW OF AREA A

GRAPHIC #1

<END>

g06098036

HYDRAULIC SYSTEM

493-1300 PUMP & MTG GP-HYDRAULIC FAN

PART OF 503-5065, 506-2061 ENGINE AR-COMplete

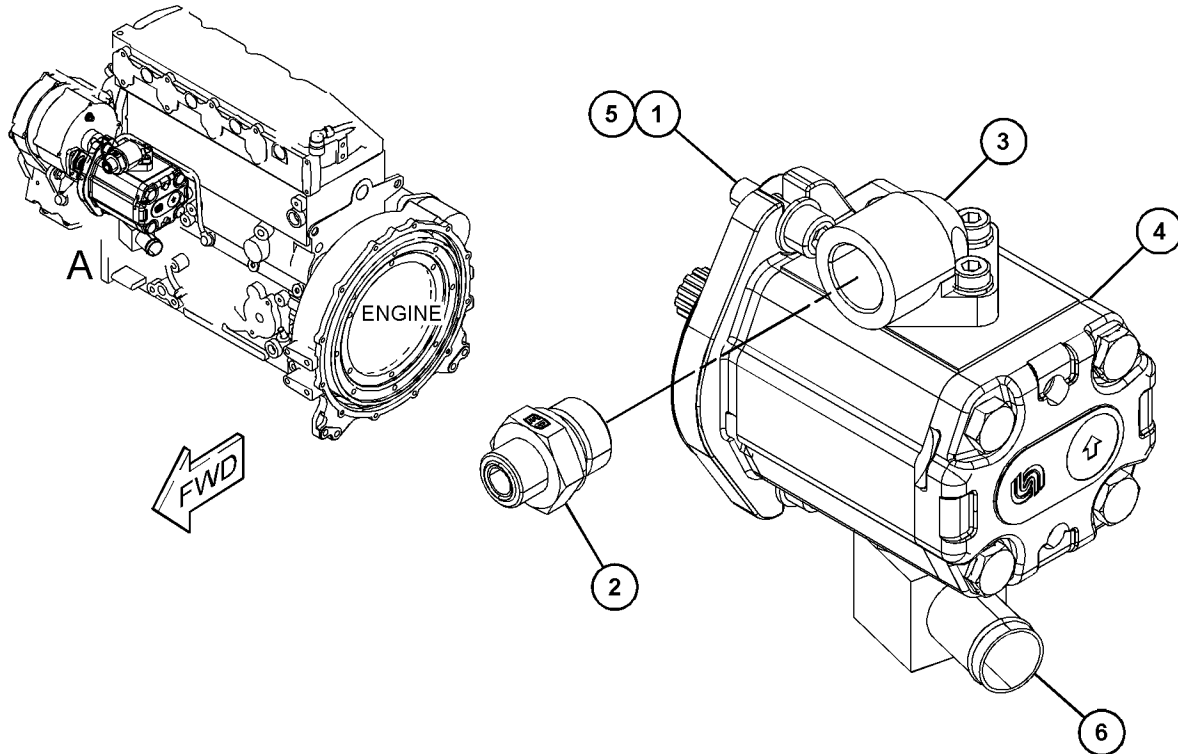
AN ATTACHMENT

SMCS-1387

i06599896

NOTE	REF NO	GRAPHIC REF	PART NUMBER	QTY	PART NAME						SEE PAGE
					1	2	3	4	5	6 (PRODUCT LEVEL)	
M	1	1	9X-6032	2	BOLT-SOCKET HEAD (M10X1.5X30-MM)						
	2	1	441-9195	1	ADAPTER AS						
		1	228-7090	1	SEAL-O-RING						
		1	451-0357	1	ADAPTER						
		1	451-2764	1	SEAL						
	3	1	493-1296	1	ELBOW AS						
	4	1	493-1221	1	PUMP GP-GEAR (HYDRAULIC FAN)						
	5	1	8T-4121	2	WASHER-HARD (11X21X2.5-MM THK)						
	6	1	444-0274	1	FITTING-ADAPTER						

M - METRIC PART



VIEW OF AREA A
(PARTS EXPLODED FOR CLARITY)

GRAPHIC #1

<END>

g06055232

HYDRAULIC SYSTEM

492-2941 PUMP GP-HYDRAULIC

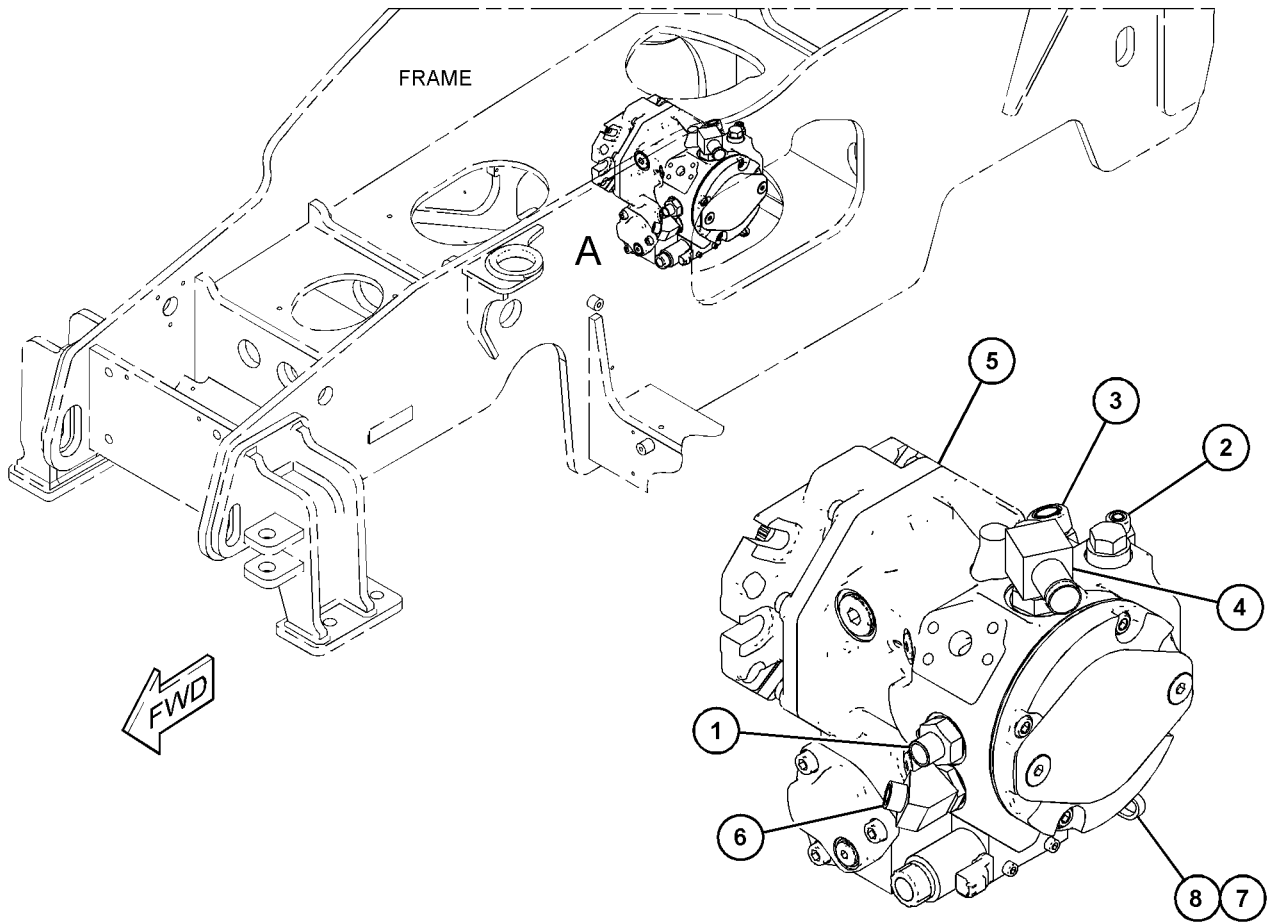
PART OF 492-2936 PUMP GP-TRANSMISSION

SMCS-5055, 5070, 5073, 5084

i06601097

NOTE	REF NO	GRAPHIC REF	PART NUMBER	QTY	PART NAME						SEE PAGE
					1	2	3	4	5	6 (PRODUCT LEVEL)	
	1	1	298-0465	1	FITTING-ADAPTER						
	2	1	299-0471	1	FITTING-ADAPTER						
	3	1	298-0476	1	FITTING-ADAPTER						
	4	1	444-0274	1	FITTING-ADAPTER						
Y	5	1	492-2942	1	PUMP GP-HYDRAULIC						366
	6	1	492-2943	1	ELBOW						
	7	1	<i>164-5567</i>	1	COUPLER AS-QUICK DISCONNECT (MALE)						
		1	6V-3965	1	FITTING (QUICK DISCONNECT)						
		1	214-7568	1	SEAL-O-RING						
	8	1	6V-0852	1	CAP-DUST						

Y - SEPARATE ILLUSTRATION



GRAPHIC #1

<END>

VIEW OF AREA A

g06139133

HYDRAULIC SYSTEM

492-2942 PUMP GP-HYDRAULIC

PART OF 492-2941 PUMP GP-HYDRAULIC

SMCS-5055, 5070, 5073, 5084

i06825089

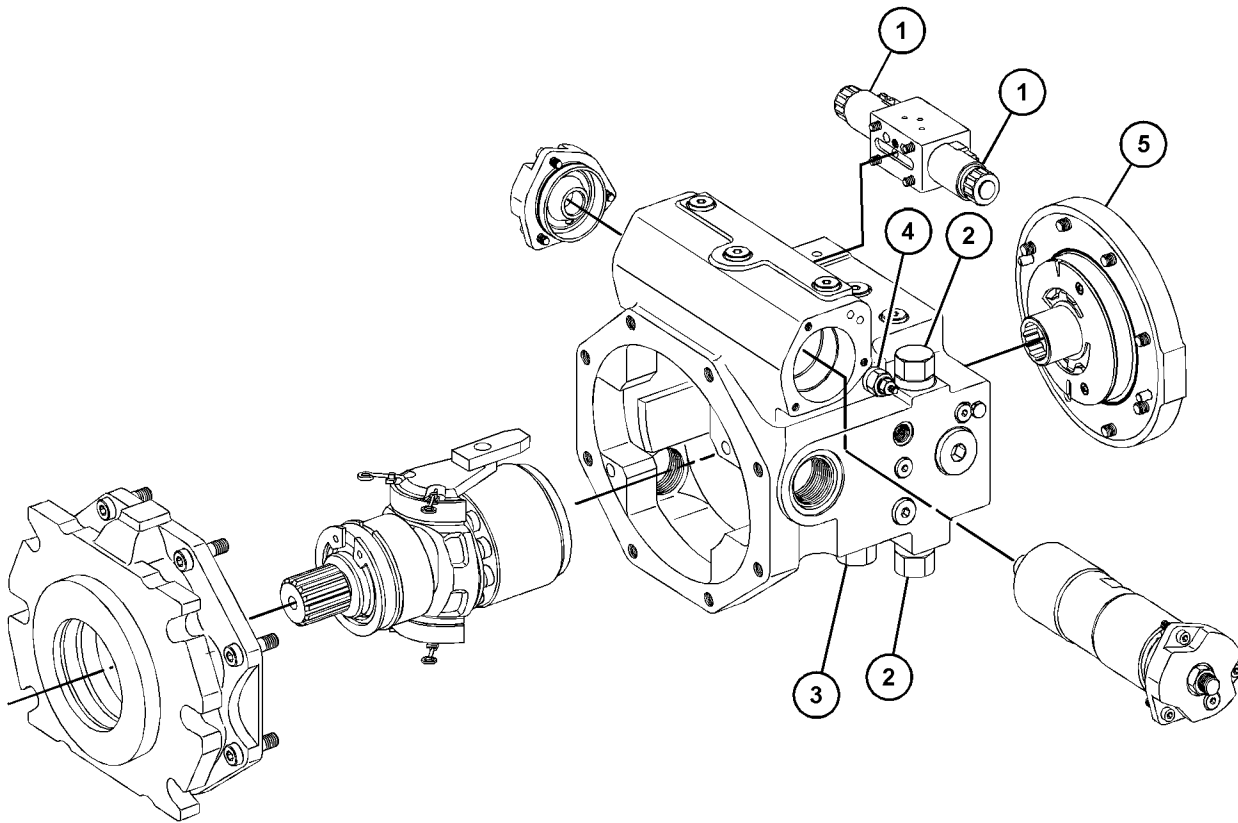
NOTE	REF NO	GRAPHIC REF	PART NUMBER	QTY	PART NAME						SEE PAGE
					1	2	3	4	5	6 (PRODUCT LEVEL)	
	1	1	498-1483	2	COIL-SOLENOID						
	2	1	450-0320	2	VALVE-RELIEF						
	3	1	450-0321	1	VALVE-RELIEF						
	4	1	382-9245	1	VALVE GP-RELIEF						
		1	8U-6850	1	SEAL-O-RING						
		1	258-0144	1	LOCKNUT-SCREW						
5		1	518-0075	1	PUMP-CHARGE						

PARTS SHOWN IN GRAPHIC(S) WITHOUT A REFERENCE NUMBER ARE NOT SERVICED SEPARATELY

AVAILABLE REPAIR KIT(S) :

518-0628 1 KIT-SEAL

(INCLUDES ROTARY SHAFT, RETAINING RINGS, O RINGS, ROD SEALS & SEALING NUT)



GRAPHIC #1

<END>

g06134340

HYDRAULIC SYSTEM

495-2250 TANK & MTG GP-HYDRAULIC

PART OF 495-1912 HYDRAULIC AR

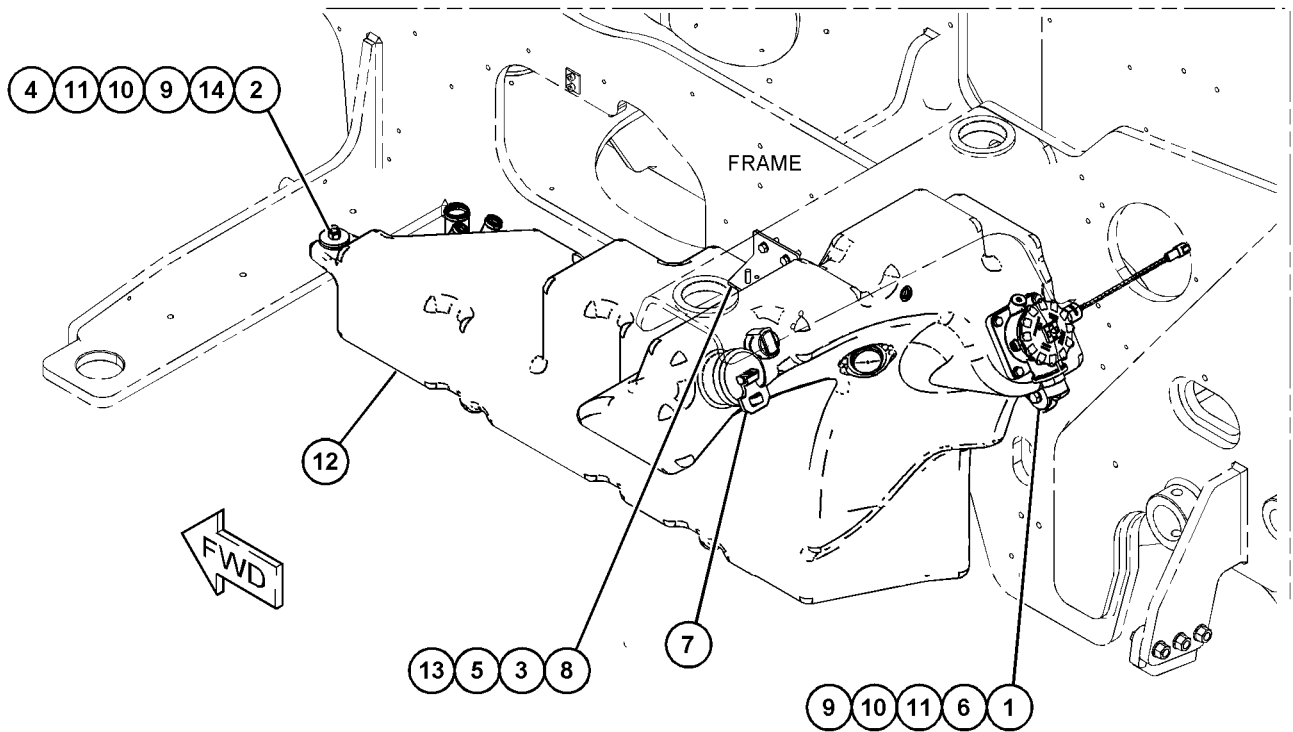
SMCS-5056

i06834551

NOTE	REF NO	GRAPHIC REF	PART NUMBER	QTY	PART NAME						SEE PAGE
					1	2	3	4	5	6 (PRODUCT LEVEL)	
M	1	1	8T-6466	1	BOLT (M10X1.5X60-MM)						
M	2	1	8T-4172	1	BOLT (M10X1.5X80-MM)						
M	3	1	8T-7547	2	BOLT (M8X1.25X30-MM)						
M	4	1	8T-0389	1	LOCKNUT (M10X1.5-THD)						
	5	1	8T-4224	2	WASHER-HARD (8.8X16X2-MM THK)						
	6	1	8T-4121	1	WASHER-HARD (11X21X2.5-MM THK)						
	7	1	142-8937	1	CAP AS-FILLER (LOCKABLE)						
	8	1	4E-1384	1	BUMPER-CONICAL						
	9	1	473-7651	2	SPACER (12X20X33-MM THK)						
	10	1	473-7652	2	WASHER (25X48X4-MM THK)						
	11	1	473-7653	2	WASHER (12X48X5-MM THK)						
Y	12	1	495-2093	1	TANK GP-HYDRAULIC (HYDRAULIC)						368
	13	1	495-2268	1	BRACKET						
	14	1	116-8517	1	WASHER (10.5X30X2.5-MM THK)						

M - METRIC PART

Y - SEPARATE ILLUSTRATION



GRAPHIC #1

<END>

g06135286

HYDRAULIC SYSTEM

495-2093 TANK GP-HYDRAULIC

90-LITER (23.7-US GAL)

PART OF 495-2250 TANK & MTG GP-HYDRAULIC

SMCS-5056

i06867657

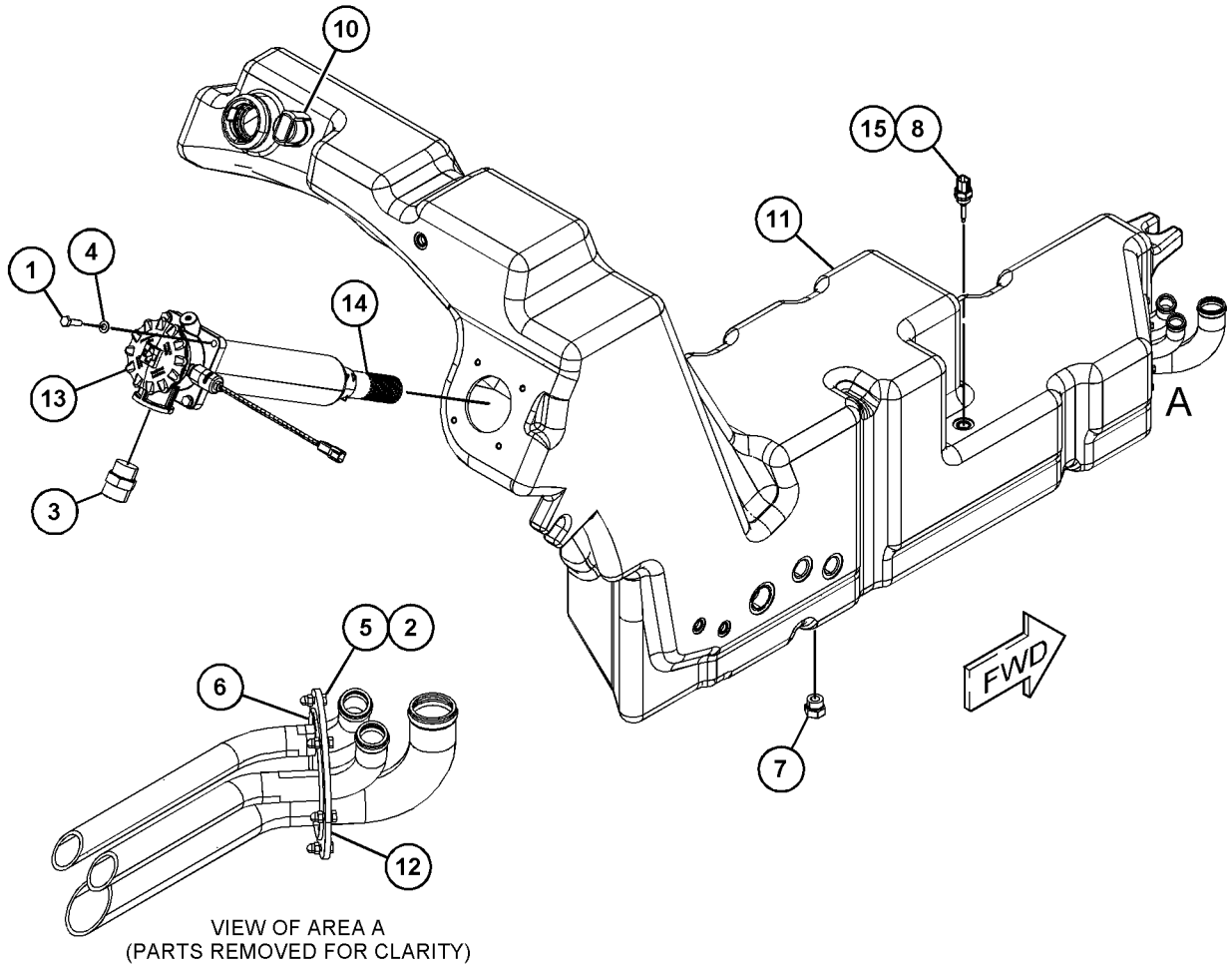
NOTE	REF NO	GRAPHIC REF	PART NUMBER	QTY	PART NAME						SEE PAGE
					1	2	3	4	5	6 (PRODUCT LEVEL)	
M	1	1	8T-7547	4	BOLT (M8X1.25X30-MM)						
M	2	1	8T-0325	6	BOLT (M5X0.8X14-MM)						
	3	1	298-0470	1	FITTING-ADAPTER						
	4	1	8T-4224	4	WASHER-HARD (8.8X16X2-MM THK)						
	5	1	304-2604	6	WASHER (3.1X6.2X0.8-IN THK)						
	6	1	495-2094	1	SEAL-O-RING						
	7	1	<i>148-8410</i>	1	PLUG AS						
		1	2M-9780	1	SEAL-O-RING						
		1	9S-4190	1	PLUG-O-RING (7/8-14-THD)						
	8	1	256-6454	1	SENSOR-TEMPERATURE (HYDRAULIC OIL)						
	10	1	473-9271	1	FILTER (BREATHING)						
	11	1	495-2095	1	TANK AS						
	12	1	495-2096	1	MANIFOLD AS						
	13	1	495-2187	1	FILTER GP-OIL						
		1	481-6649	1	FILTER (HYDRAULIC OIL)						
		1	481-6650	1	COVER AS-FILTER						
		1	495-2192	1	SWITCH AS						
	14	1	495-2181	1	MANIFOLD AS						
	15	1	8T-7524	1	SEAL-O-RING						

M - METRIC PART

HYDRAULIC SYSTEM

495-2093 TANK GP-HYDRAULIC (contd.)

i06867657



GRAPHIC #1

<END>

g06043140

HYDRAULIC SYSTEM

508-2601 VALVE & MOUNTING GP

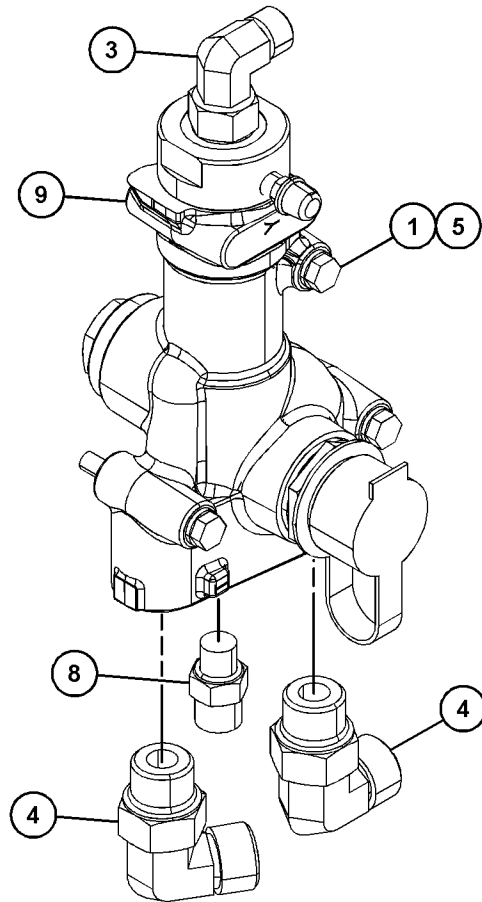
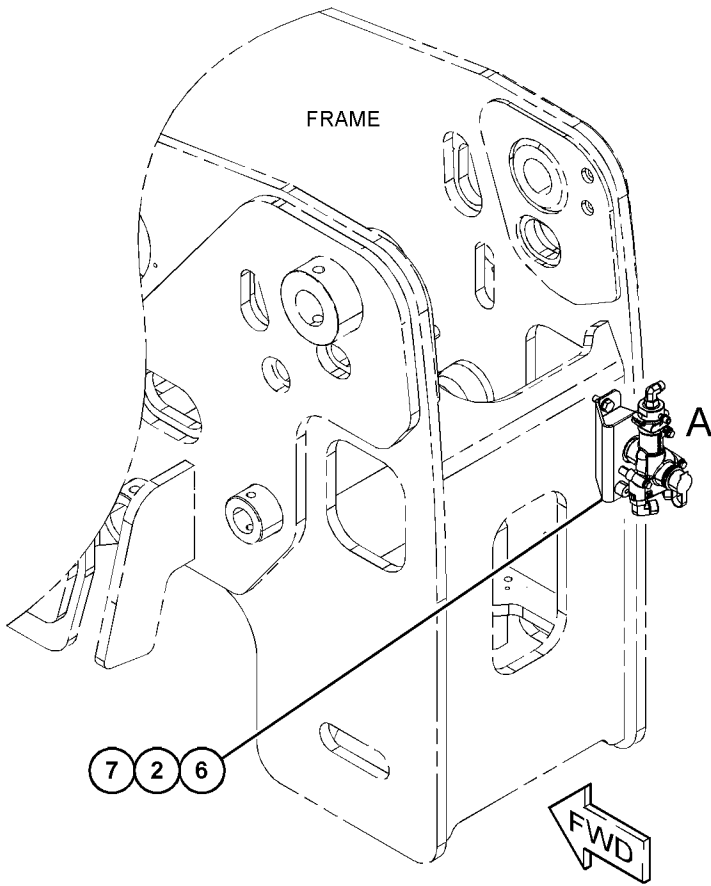
PART OF 507-8186, 509-0364 BRAKE AR-TRAILER
AN ATTACHMENT

SMCS-5051

i06642777

NOTE	REF NO	GRAPHIC REF	PART NUMBER	QTY	PART NAME						SEE PAGE
					1	2	3	4	5	6	
M	1	1	7X-2534	3	BOLT (M6X1X50-MM)						
M	2	1	8T-4136	2	BOLT (M10X1.5X25-MM)						
	3	1	298-0472	1	FITTING-ADAPTER						
	4	1	298-0474	2	FITTING-ADAPTER						
	5	1	8T-4205	3	WASHER-HARD (7.2X14.5X2-MM THK)						
	6	1	8T-4121	2	WASHER-HARD (11X21X2.5-MM THK)						
	7	1	508-2598	1	BRACKET AS						
	8	1	508-2599	1	VALVE GP-CHECK (HYDRAULIC)						
	9	1	508-2600	1	VALVE GP-BRAKE CONTROL (TRAILER)						

M - METRIC PART



VIEW OF AREA A

GRAPHIC #1

<END>

g06094129

HYDRAULIC SYSTEM

492-2100 VALVE & MTG GP-CONTROL

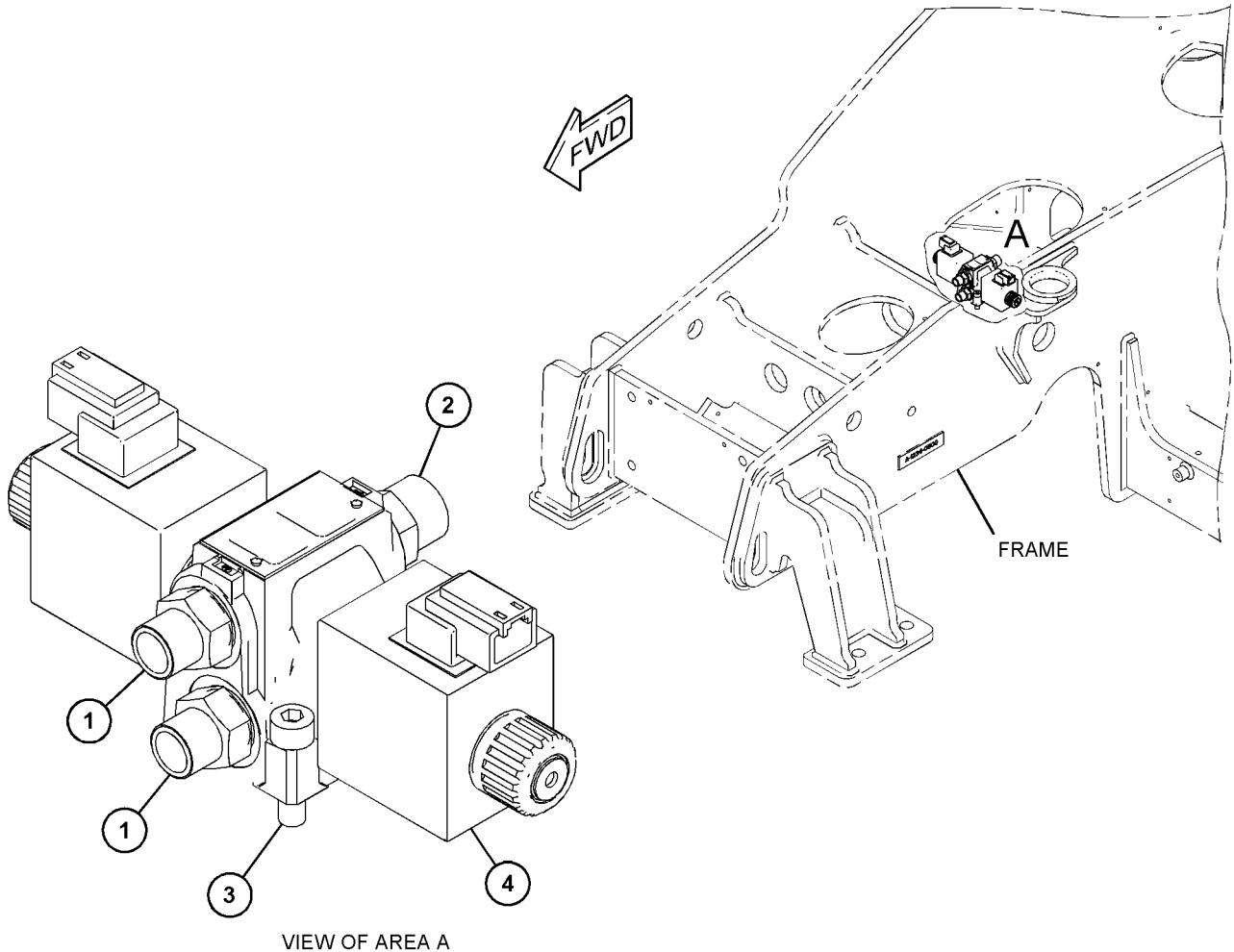
PART OF 495-1912 HYDRAULIC AR

SMCS-5051

i06604800

NOTE	REF NO	GRAPHIC REF	PART NUMBER	QTY	PART NAME						SEE PAGE
					1	2	3	4	5	6 (PRODUCT LEVEL)	
	1	1	298-0462	3	FITTING-ADAPTER						
	2	1	298-0463	1	FITTING-ADAPTER						
M	3	1	6V-5192	2	BOLT-SOCKET HEAD (M8X1.25X30-MM)						
	4	1	492-2101	1	VALVE GP-CONTROL						

M - METRIC PART



GRAPHIC #1

<END>

g06049239

HYDRAULIC SYSTEM

492-2094 VALVE & MTG GP-MAIN CONTROL

PART OF 495-1912 HYDRAULIC AR

SMCS-5051

i06822958

NOTE	REF NO	GRAPHIC REF	PART NUMBER	QTY	PART NAME						SEE PAGE
					1	2	3	4	5	6 (PRODUCT LEVEL)	
M	1	1	8T-4195	3	BOLT (M10X1.5X30-MM)						
M	2	1	8T-4189	3	BOLT (M8X1.25X20-MM)						
	3	1	8T-4224	3	WASHER-HARD (8.8X16X2-MM THK)						
	4	1	8T-4121	3	WASHER-HARD (11X21X2.5-MM THK)						
	5	1	448-5773	7	ADAPTER-STRAIGHT						
Y	6	1	492-2095	1	VALVE GP-MAIN CONTROL						379
	7	1	174-6905	1	ELBOW AS						
		1	4J-9535	1	SEAL-O-RING						
		1	6V-8397	1	SEAL-O-RING						
		1	281-5959	1	RING-RETAINING						
		1	451-0472	1	ELBOW						
	8	1	492-2096	1	ELBOW AS						
		1	293-0789	1	ELBOW						
		1	6V-5326	1	SEAL-O-RING						
		1	6V-5331	1	RING-RETAINING						
		1	6V-9746	1	SEAL-O-RING						
	9	1	492-2097	1	ADAPTER AS						
	10	1	492-2098	1	ELBOW AS						
	11	1	492-2099	1	BRACKET						
	12	1	6V-0852	3	CAP-DUST						
	13	1	309-6462	3	CONNECTOR						
	14	1	502-0549	2	ADAPTER AS						
	15	1	440-6509	1	ADAPTER AS						
		1	228-7089	1	SEAL-O-RING						
		1	386-6212	1	ADAPTER						
		1	451-2766	1	SEAL						
	16	1	521-8157	1	VALVE AS-CHECK						

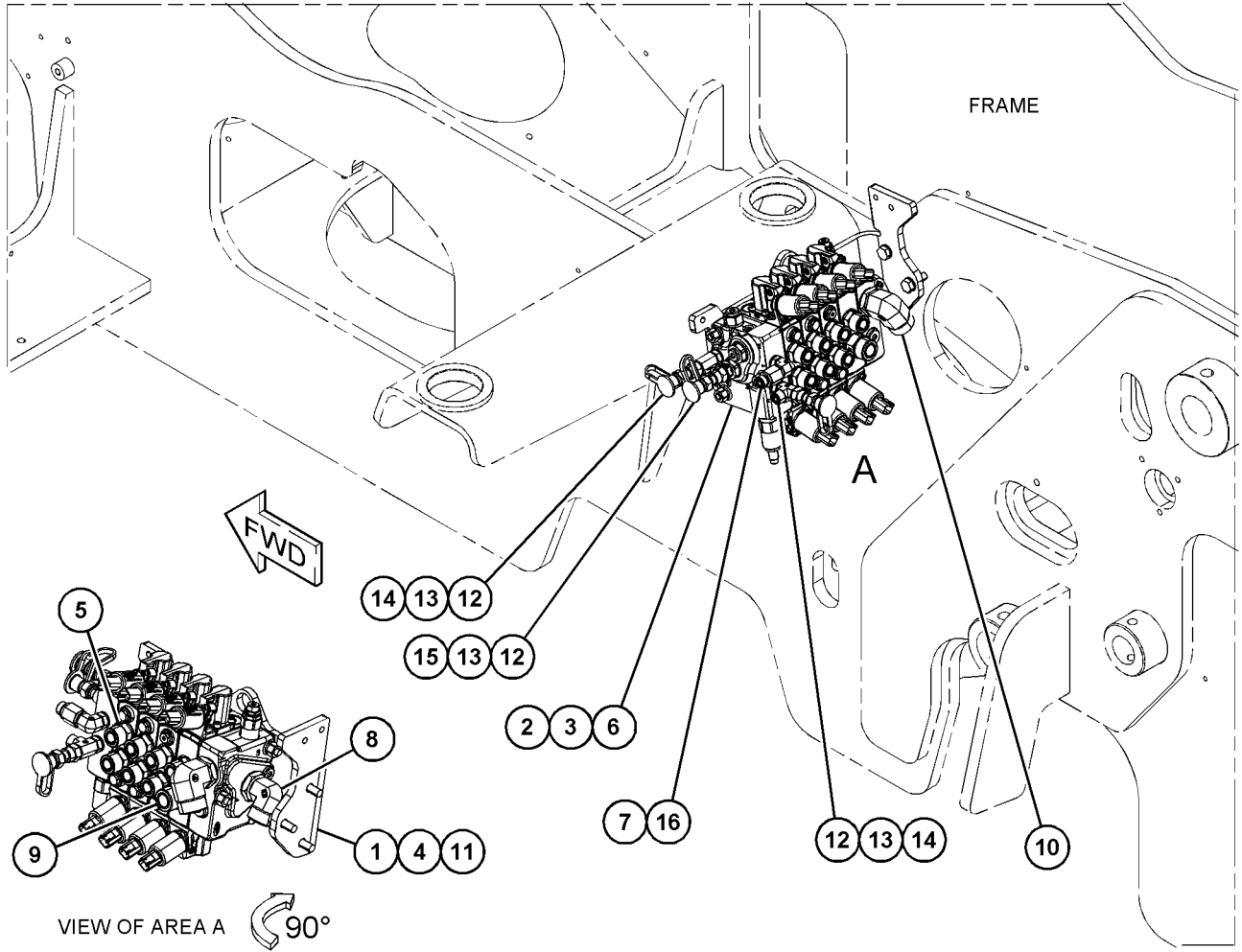
M - METRIC PART

Y - SEPARATE ILLUSTRATION

HYDRAULIC SYSTEM

492-2094 VALVE & MTG GP-MAIN CONTROL (contd.)

106822958



GRAPHIC #1

<END>

g06130961

HYDRAULIC SYSTEM

495-0052 VALVE GP-CONTROL

S/N: TD21-UP

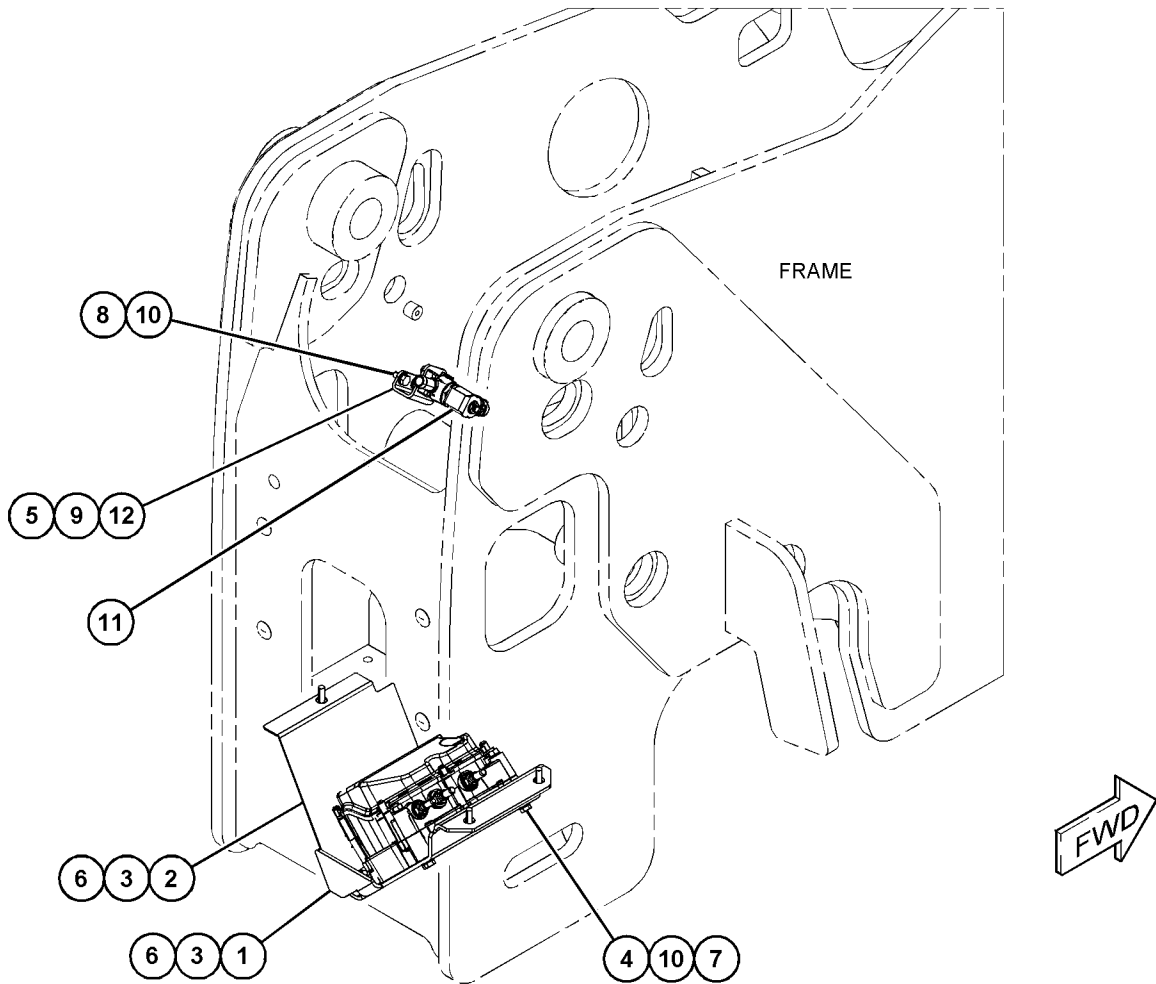
PART OF 495-0047 LINES GP-DIESEL EXHAUST FLUID
AN ATTACHMENT

SMCS-5051

i06723192

NOTE	REF NO	GRAPHIC REF	PART NUMBER	QTY	PART NAME						SEE PAGE
					1	2	3	4	5	6 (PRODUCT LEVEL)	
	1	1	510-1248	1	BRACKET AS						
	2	1	510-1249	1	BRACKET						
	3	1	309-3997	5	WASHER (8.4X25X2-MM THK)						
M	4	1	8T-4177	3	BOLT (M8X1.25X90-MM)						
M	5	1	5C-9553	3	BOLT (M6X1X16-MM)						
M	6	1	8T-4908	5	BOLT (M8X1.25X25-MM)						
M	7	1	5C-7261	3	NUT (M8X1.25-THD)						
M	8	1	8T-4200	2	BOLT (M8X1.25X16-MM)						
	9	1	8T-4205	3	WASHER-HARD (7.2X14.5X2-MM THK)						
	10	1	8T-4224	8	WASHER-HARD (8.8X16X2-MM THK)						
	11	1	495-0053	1	VALVE AS (COOLANT FLOW)						
	12	1	495-0054	1	BRACKET						

M - METRIC PART



GRAPHIC #1

<END>

g06124969

HYDRAULIC SYSTEM

501-7459 VALVE GP-CONTROL

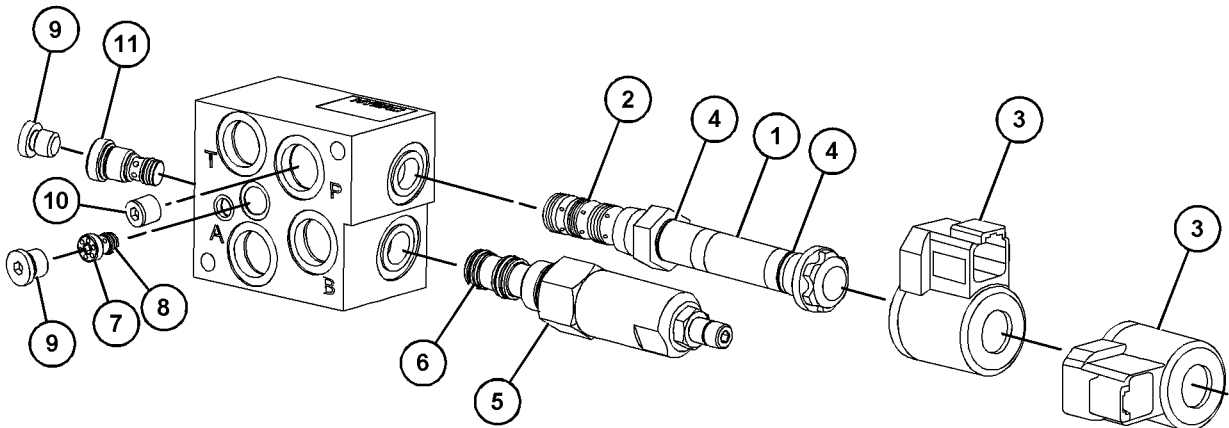
PART OF 502-0367 HITCH GP-TOWING
AN ATTACHMENT

SMCS-5051

i06621650

NOTE	REF NO	GRAPHIC REF	PART NUMBER	QTY	PART NAME						SEE PAGE
					1	2	3	4	5	6	
	1	1	497-9903	1	VALVE GP-SOLENOID						
	2	1	497-9662	1	KIT-SEAL (INCLUDES O-RINGS & SUPPORT RINGS)						
	3	1	497-9663	2	COIL						
	4	1	497-9965	1	COIL AS						
	5	1	497-9966	1	VALVE AS-RELIEF						
	6	1	497-9666	1	KIT-SEAL (INCLUDES O-RINGS & SUPPORT RINGS)						
	7	1	497-9967	1	VALVE GP-CHECK						
	8	1	497-9906	1	SEAL						
	9	1	497-9833	2	PLUG						
	10	1	497-9908	1	ORIFICE						
J	11	1	485-2934	1	VALVE AS-SHUTTLE						
					AVAILABLE REPAIR KIT(S) :						
J			485-2943	1	KIT-SEAL (INCLUDES O-RING SEALS)						

J - KIT MARKED J SERVICES PART(S) MARKED J



GRAPHIC #1

<END>

g06051250

HYDRAULIC SYSTEM

226-6494 VALVE GP-DIVERTER

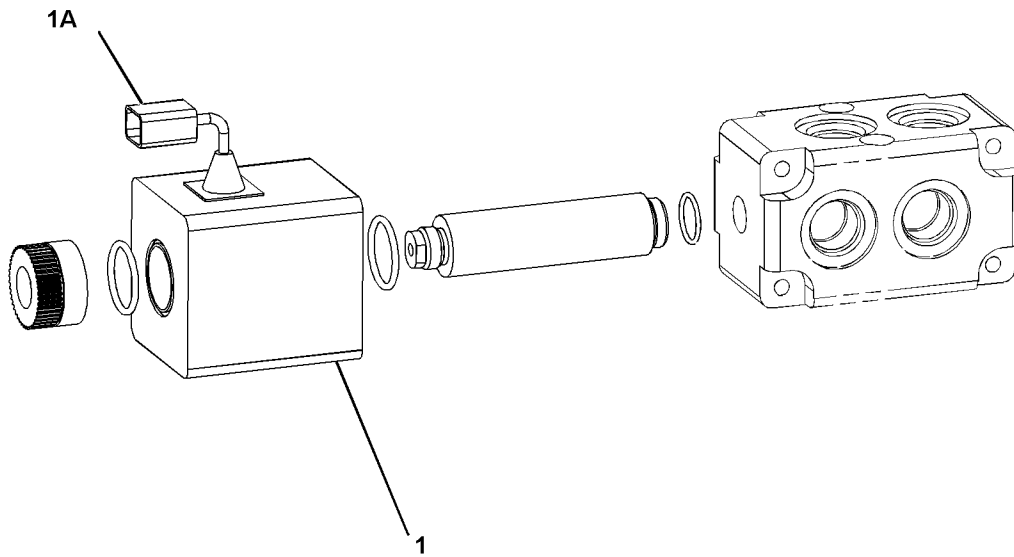
PART OF 495-7652 LINES GP-COUPLER

AN ATTACHMENT

SMCS-5066

i06568202

NOTE	REF NO	GRAPHIC REF	PART NUMBER	QTY	PART NAME						SEE PAGE
					1	2	3	4	5	6 (PRODUCT LEVEL)	
	1	1	212-3350	1	SOLENOID AS						
	1A	1	102-8802	1	KIT-RECEPTACLE (2-PIN)						
					(INCLUDES RECEPTACLE AS & WEDGE)						
		1	8T-8729	2	PIN-CONNECTOR (16-GA TO 18-GA)						



GRAPHIC #1

<END>

g06095190

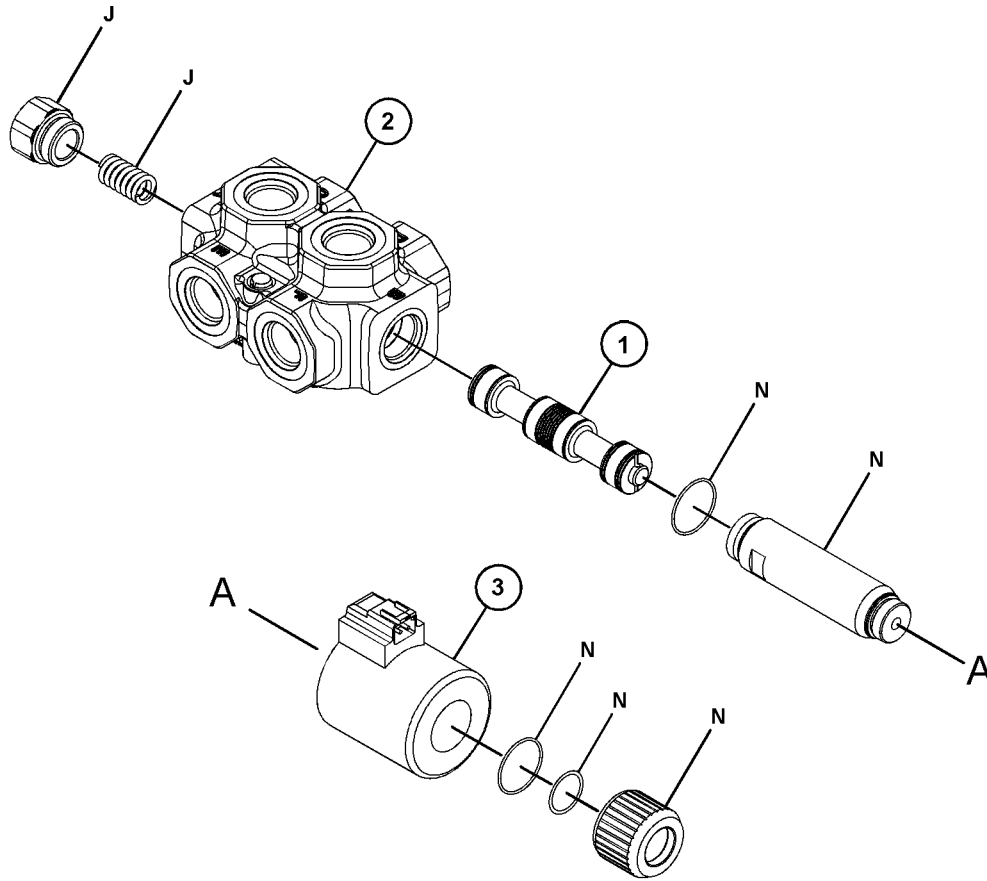
HYDRAULIC SYSTEM

495-7583 VALVE GP-DIVERTER PART OF 495-7584, 495-7644 LINES GP-AUXILIARY HYDRAULIC AN ATTACHMENT

SMCS-5066

i06693944

NOTE	REF NO	GRAPHIC REF	PART NUMBER	QTY	PART NAME						SEE PAGE
					1	2	3	4	5	6	
	1	1	511-5835	1	SPOOL						
	2	1	511-5836	1	BODY-DIVERTER						
	3	1	511-5837	1	COIL						
					AVAILABLE REPAIR KIT(S):						
			511-5864	1	KIT-DRAIN						
(INCLUDES PLUG, SPRING & INCLUDES PARTS MARKED 'J' IN THE GRAPHIC)											
			511-5865	1	KIT-TUBE						
(INCLUDES O-RINGS , PLUG, TUBE & ALSO INCLUDES PARTS MARKED 'N' IN THE GRAPHIC)											



GRAPHIC #1

<END>

g06122227

HYDRAULIC SYSTEM

499-5905 VALVE GP-HYDRAULIC FAN

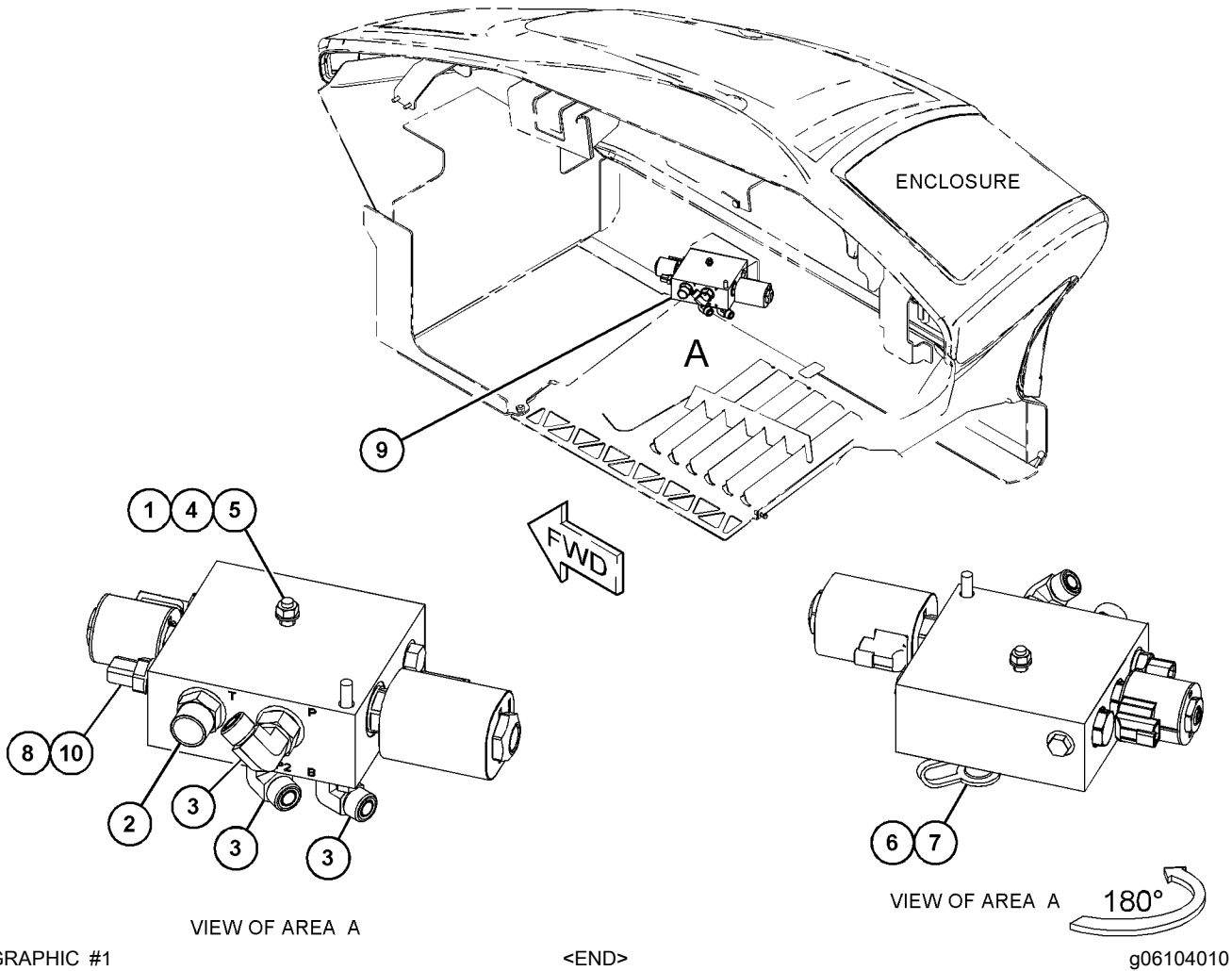
PART OF 503-5065, 506-2061 ENGINE AR-COMplete
AN ATTACHMENT

SMCS-5051, 5137, 5479

i06748322

NOTE	REF NO	GRAPHIC REF	PART NUMBER	QTY	PART NAME						SEE PAGE
					1	2	3	4	5	6 (PRODUCT LEVEL)	
M	1	1	8T-3647	2	BOLT (M8X1.25X80-MM)						
	2	1	298-0466	1	FITTING-ADAPTER						
	3	1	298-0475	3	FITTING-ADAPTER						
M	4	1	5C-7261	1	NUT (M8X1.25-THD)						
	5	1	8T-4224	3	WASHER-HARD (8.8X16X2-MM THK)						
	6	1	164-5567	1	COUPLER AS-QUICK DISCONNECT (MALE)						
		1	6V-3965	1	FITTING (QUICK DISCONNECT)						
		1	214-7568	1	SEAL-O-RING						
	7	1	6V-0852	1	CAP-DUST						
	8	1	256-6454	1	SENSOR-TEMPERATURE (HYDRAULIC FAN)						
Y	9	1	398-3304	1	VALVE GP-SOLENOID (COOLING FAN)						382
	10	1	6D-7889	1	SEAL-O-RING						

M - METRIC PART
Y - SEPARATE ILLUSTRATION



HYDRAULIC SYSTEM

492-2095 VALVE GP-MAIN CONTROL

PART OF 492-2094 VALVE & MTG GP-MAIN CONTROL

SMCS-5051

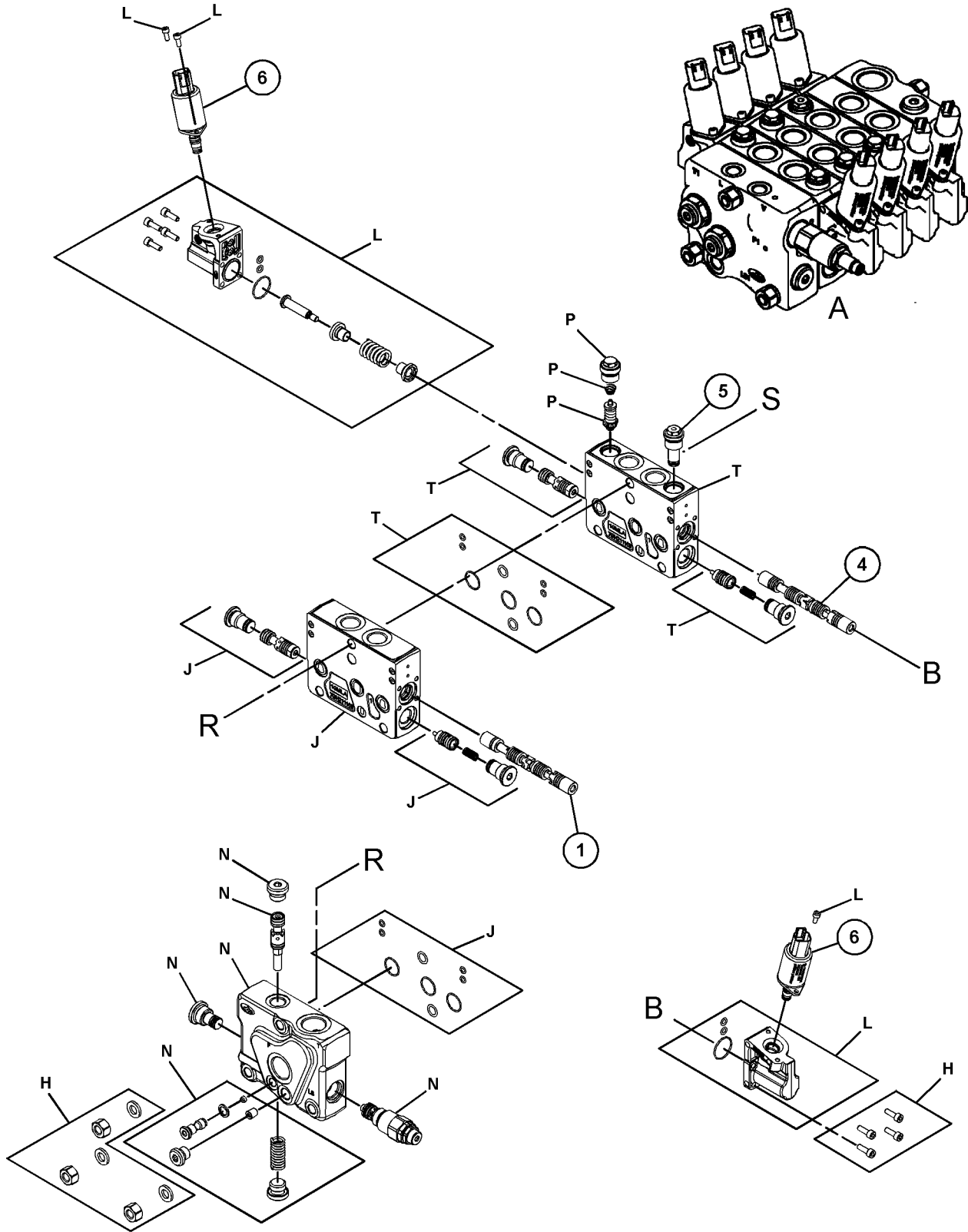
i06810032

NOTE	REF NO	GRAPHIC REF	PART NUMBER	QTY	PART NAME						SEE PAGE
					1	2	3	4	5	6	
	1	2	459-9791	1	SPOOL						
	2	1	459-9793	1	SPOOL						
	3	1	459-9807	1	SPOOL						
	4	2	511-5944	1	SPOOL						
	5	2	460-0391	1	PLUG						
	6	2	460-0997	2	VALVE GP-SOLENOID (HYDRAULIC)						
AVAILABLE REPAIR KIT(S) :											
			459-9785	1	KIT-SECTION						
(INCLUDES PARTS MARKED 'J' IN THE GRAPHIC)											
			459-9786	4	KIT-SEAL						
(INCLUDES PARTS MARKED 'L' IN THE GRAPHIC)											
			459-9787	1	KIT-VALVE						
(INCLUDES PARTS MARKED 'N' IN THE GRAPHIC)											
			459-9788	3	KIT-VALVE						
(INCLUDES PARTS MARKED 'P' IN THE GRAPHIC)											
			459-9789	2	KIT-VALVE						
(INCLUDES PARTS MARKED 'S' IN THE GRAPHIC)											
			459-9790	3	KIT-SECTION						
(INCLUDES PARTS MARKED 'T' IN THE GRAPHIC)											
			459-9795	1	KIT-GAUGE						
(INCLUDES PARTS MARKED 'V' IN THE GRAPHIC)											
			459-9796	1	KIT-FASTENER						
(INCLUDES PARTS MARKED 'H' IN THE GRAPHIC)											
			511-6045	1	KIT-VALVE						
(INCLUDES PARTS MARKED 'U' IN THE GRAPHIC)											

HYDRAULIC SYSTEM

492-2095 VALVE GP-MAIN CONTROL (contd.)

i06810032



VIEW OF AREA A
(EXPLODED)

REFER TO ALL ILLUSTRATIONS OF
THIS GROUP FOR AUXILIARY VIEWS

GRAPHIC #1

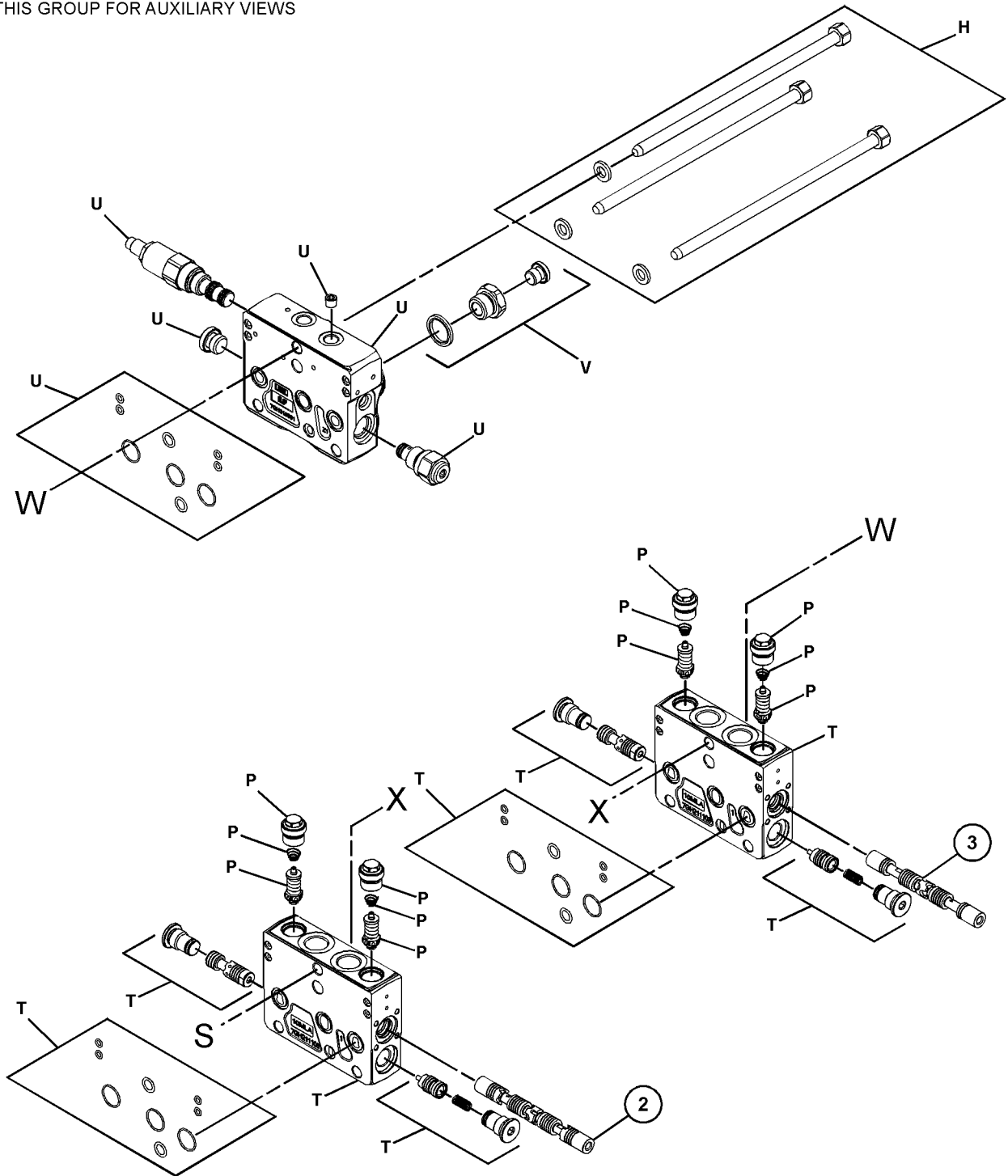
g06132203

HYDRAULIC SYSTEM

492-2095 VALVE GP-MAIN CONTROL (contd.)

i06810032

REFER TO ALL ILLUSTRATIONS OF THIS GROUP FOR AUXILIARY VIEWS



GRAPHIC #2

<END>

g06132204

HYDRAULIC SYSTEM

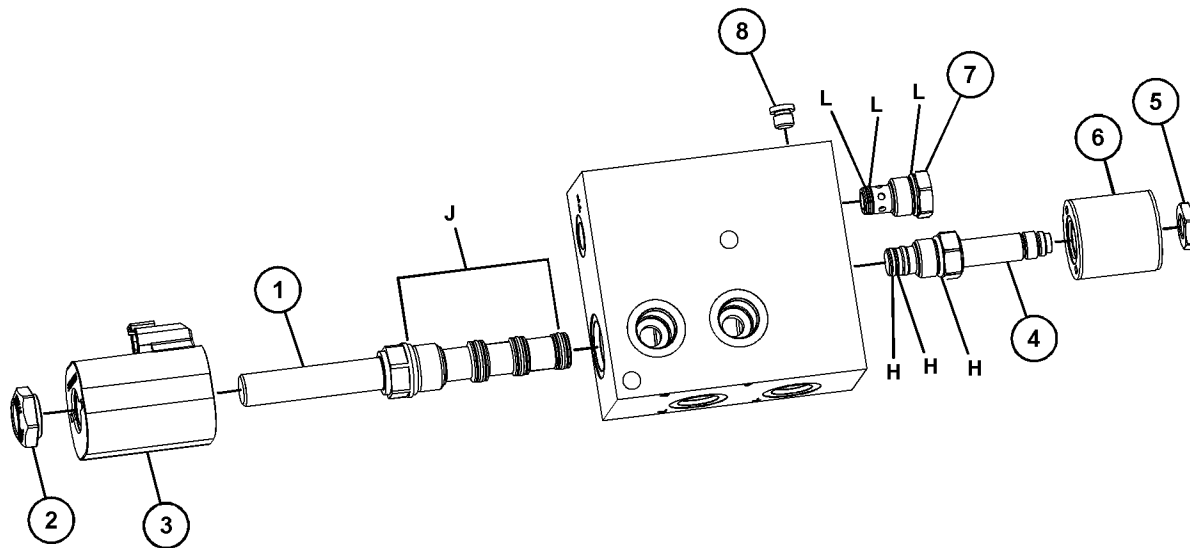
398-3304 VALVE GP-SOLENOID

PART OF 499-5905 VALVE GP-HYDRAULIC FAN
AN ATTACHMENT

SMCS-5132, 5479

i06809400

NOTE	REF NO	GRAPHIC REF	PART NUMBER	QTY	PART NAME						SEE PAGE
					1	2	3	4	5	6	
	1	1	511-8394	1	VALVE-SOLENOID						
	2	1	500-4150	1	NUT						
	3	1	511-8395	1	COIL						
	4	1	511-8396	1	VALVE						
	5	1	511-8397	1	NUT						
	6	1	155-2270	1	KIT-CONNECTING PLUG (2-PIN)						
					(INCLUDES PLUG AS, WEDGE, & INTERFACE SEAL)						
	7	1	511-8398	1	VALVE-CHECK						
	8	1	250-1477	1	PLUG						
					AVAILABLE REPAIR KIT(S):						
			166-0321	1	KIT-SEAL (CONTROL VALVE)						
					(INCLUDES PARTS MARKED "J" IN GRAPHIC)						
			120-9047	1	KIT-SEAL (RELIEF VALVE)						
					(INCLUDES PARTS MARKED "H" IN GRAPHIC)						
			511-8399	1	KIT-SEAL						
					(INCLUDES PARTS MARKED "L" IN GRAPHIC)						



GRAPHIC #1

<END>

g06138008

IMPLEMENTS

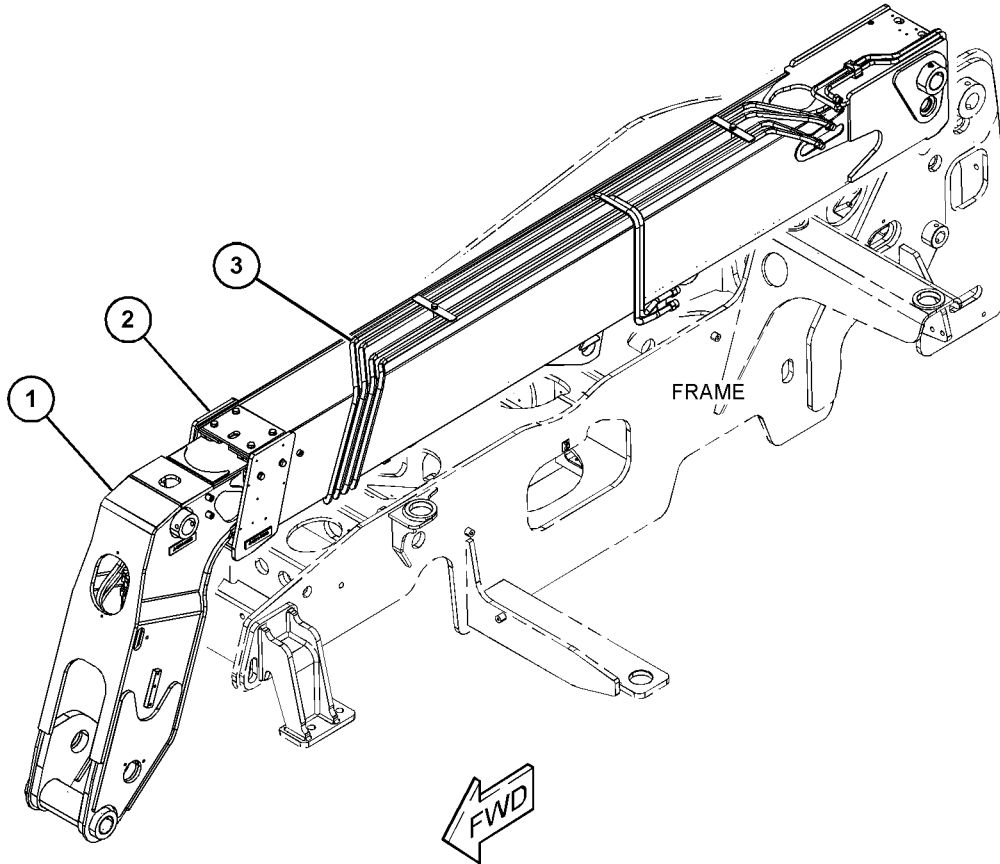
495-0023 BOOM AR PART OF 495-1913 BOOM AR

SMCS-6501

i06604828

NOTE	REF NO	GRAPHIC REF	PART NUMBER	QTY	PART NAME						SEE PAGE
					1	2	3	4	5	6 (PRODUCT LEVEL)	
Y	1	1	492-2111	1	BOOM GP (INNER)						389
Y	2	1	492-2105	1	BOOM GP (OUTER)						388
Y	3	1	492-2116	1	LINES GP-BOOM						334

Y - SEPARATE ILLUSTRATION



GRAPHIC #1

<END>

g06043286

IMPLEMENTS

495-1913 BOOM AR PART OF 493-1082, 493-1083 COMMON AR

SMCS-6501

i06604792

NOTE	PART NUMBER	QTY	PART NAME						SEE PAGE
			1	2	3	4	5	6 (PRODUCT LEVEL)	
Y	495-0023	1	BOOM AR						383
Y	495-0027	1	CYLINDER & MTG GP-TELESCOPING						307
Y	495-0032	1	CYLINDER & MTG GP-TILT						308
Y	495-0069	1	LEVER GP-TILT						393
Y	492-2132	1	SENSOR & MTG GP-POSITION						183
Y	492-2129	1	SENSOR GP-POSITION						184
Y	492-2122	1	WIRING GP-BOOM						200

Y - SEPARATE ILLUSTRATION

<END>

IMPLEMENTS

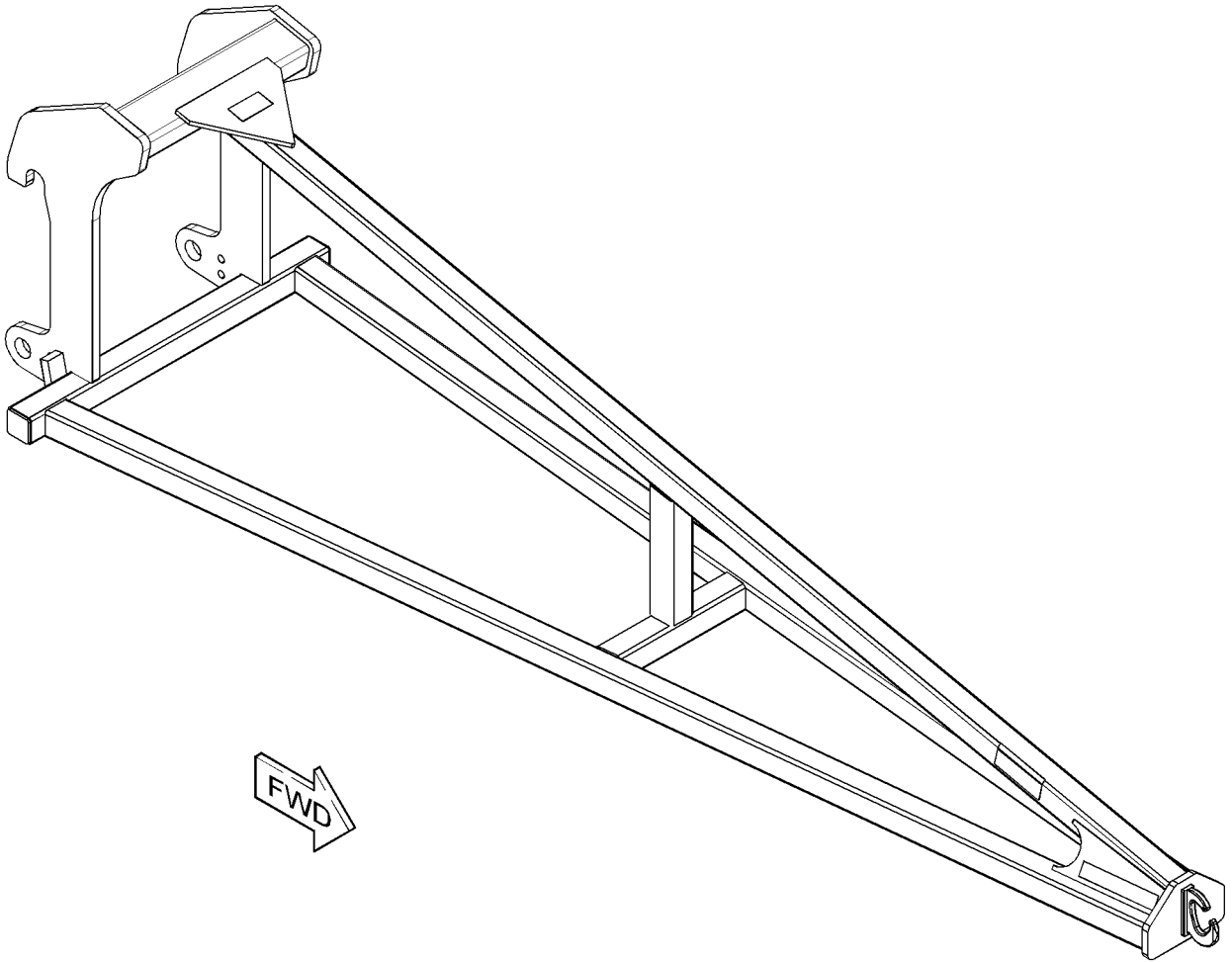
474-0144 BOOM GP (12-IN) AN ATTACHMENT

SMCS-6501

i06883776

NOTE	REF NO	GRAPHIC REF	PART NUMBER	QTY	PART NAME	SEE PAGE
					1 2 3 4 5 6 (PRODUCT LEVEL)	

(NO SERVICED PARTS)



GRAPHIC #1

<END>

g03873186

IMPLEMENTS

474-0147 BOOM GP-WITH WINCH S/N: TD21-UP (12-FT), AVAILABLE IN NACD REGION ONLY AN ATTACHMENT

SMCS-6501

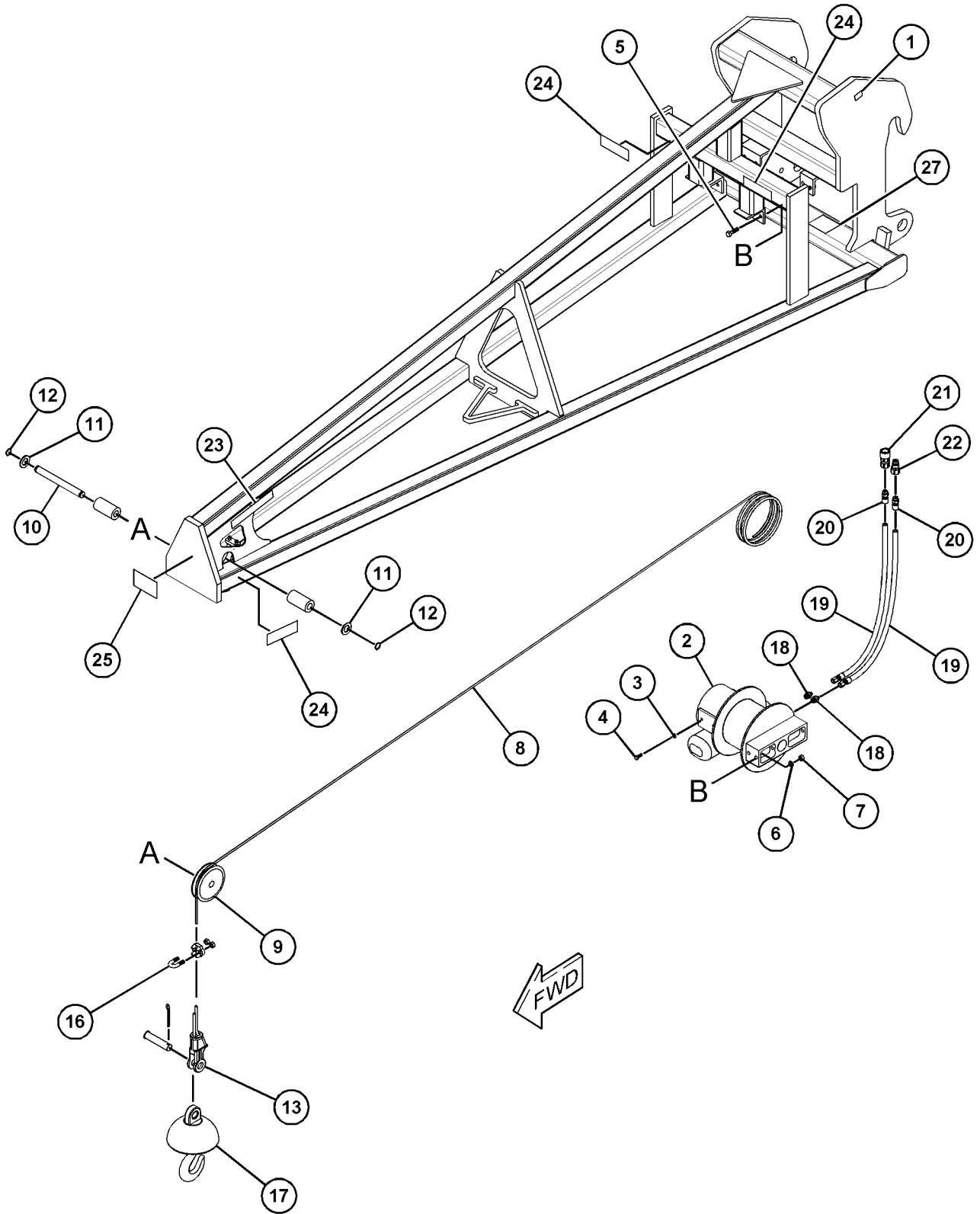
i06235043

NOTE	REF NO	GRAPHIC REF	PART NUMBER	QTY	PART NAME						SEE PAGE
					1	2	3	4	5	6 (PRODUCT LEVEL)	
	1	1	362-2106	1	FILM-INFORMATION (MADE IN USA)						
	2	1	490-6358	1	WINCH						
	3	1	327-6330	4	LOCKWASHER						
	4	1	327-6285	4	SCREW						
	5	1	490-6359	2	BOLT						
	6	1	327-6329	2	LOCKWASHER						
	7	1	490-6360	2	NUT						
	8	1	490-6361	1	CABLE						
	9	1	490-6362	1	PULLEY						
	10	1	490-6363	1	PIN						
	11	1	490-6364	2	WASHER						
	12	1	490-6365	2	RING						
	13	1	490-6366	1	SOCKET						
	16	1	490-6367	1	CLAMP						
	17	1	490-6368	1	BALL-SWIVEL						
	18	1	339-8047	2	CONNECTOR						
	19	1	490-6369	2	HOSE						
	20	1	490-6370	2	FITTING						
	21	1	327-6322	1	COUPLER-QUICK						
	22	1	327-6278	1	COUPLER-QUICK						
	23	1	490-6371	2	FILM-INFORMATION (LOAD CAPACITY)						
	24	1	490-6372	4	FILM-WARNING (ROTATING)						
	25	1	490-6373	1	FILM-WARNING (NO TOWING)						
	27	1	327-6325	1	FILM-WARNING (HIGH PRESSURE)						

IMPLEMENTS

474-0147 BOOM GP (contd.)

i06235043



GRAPHIC #1

<END>

g03885319

IMPLEMENTS

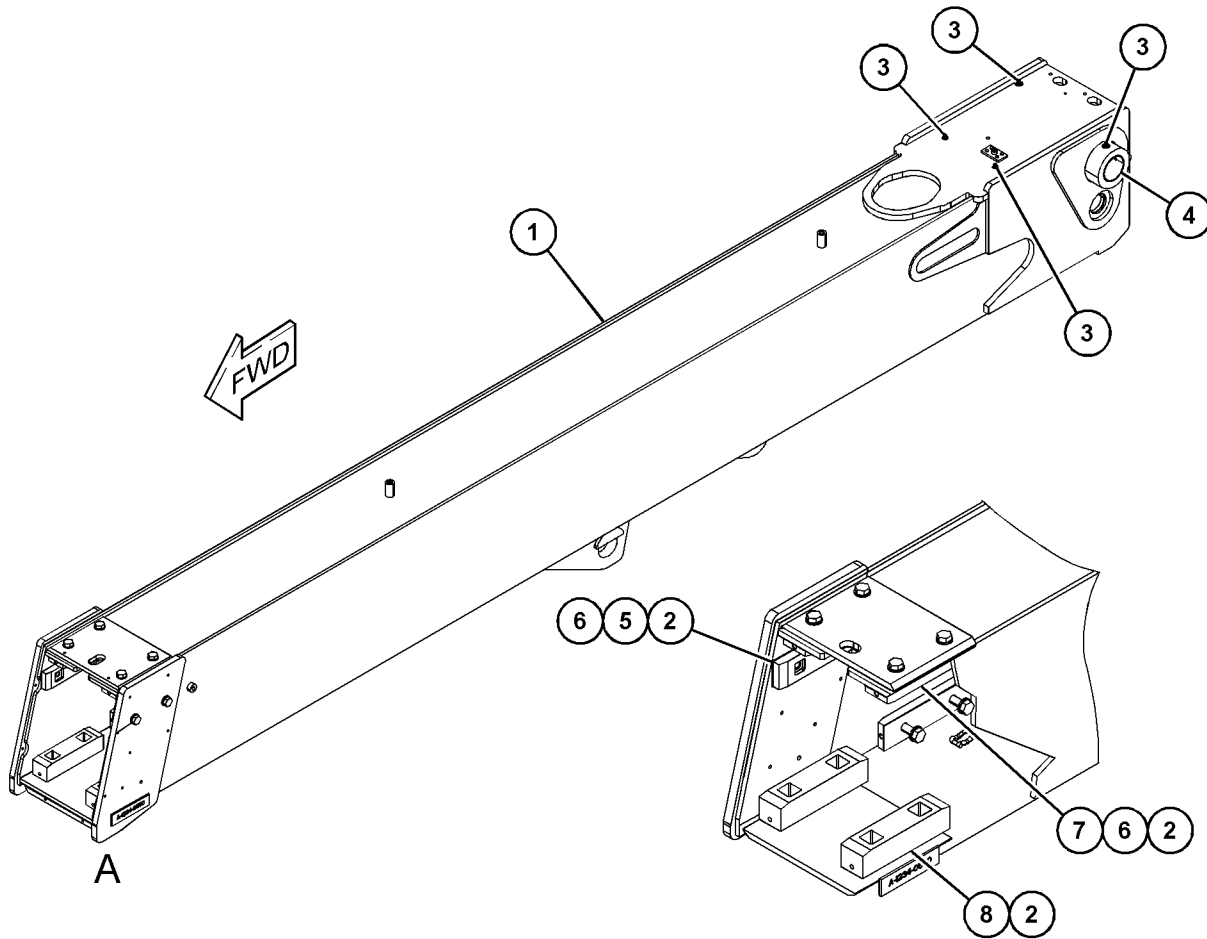
492-2105 BOOM GP PART OF 495-0023 BOOM AR

SMCS-6501

i06810157

NOTE	REF NO	GRAPHIC REF	PART NUMBER	QTY	PART NAME						SEE PAGE
					1	2	3	4	5	6 (PRODUCT LEVEL)	
	1	1	492-2110	1	BOOM AS (OUTER)						
M	2	1	459-8888	12	BOLT (M12X1.75X35-MM)						
	3	1	5W-3656	4	FITTING-GREASE						
	4	1	492-2109	2	BEARING						
B	5	1	398-9127	3	WASHER-HARD (13X24X2.5-MM THK)						
	6	1	459-1954	4	PAD AS						
B	7	1	459-1953	2	SHIM						
	8	1	492-2108	2	PAD AS-WEAR						

B - USE AS REQUIRED
M - METRIC PART



VIEW OF AREA A
(PARTS REMOVED FOR CLARITY)

GRAPHIC #1

<END>

g06126136

IMPLEMENTS

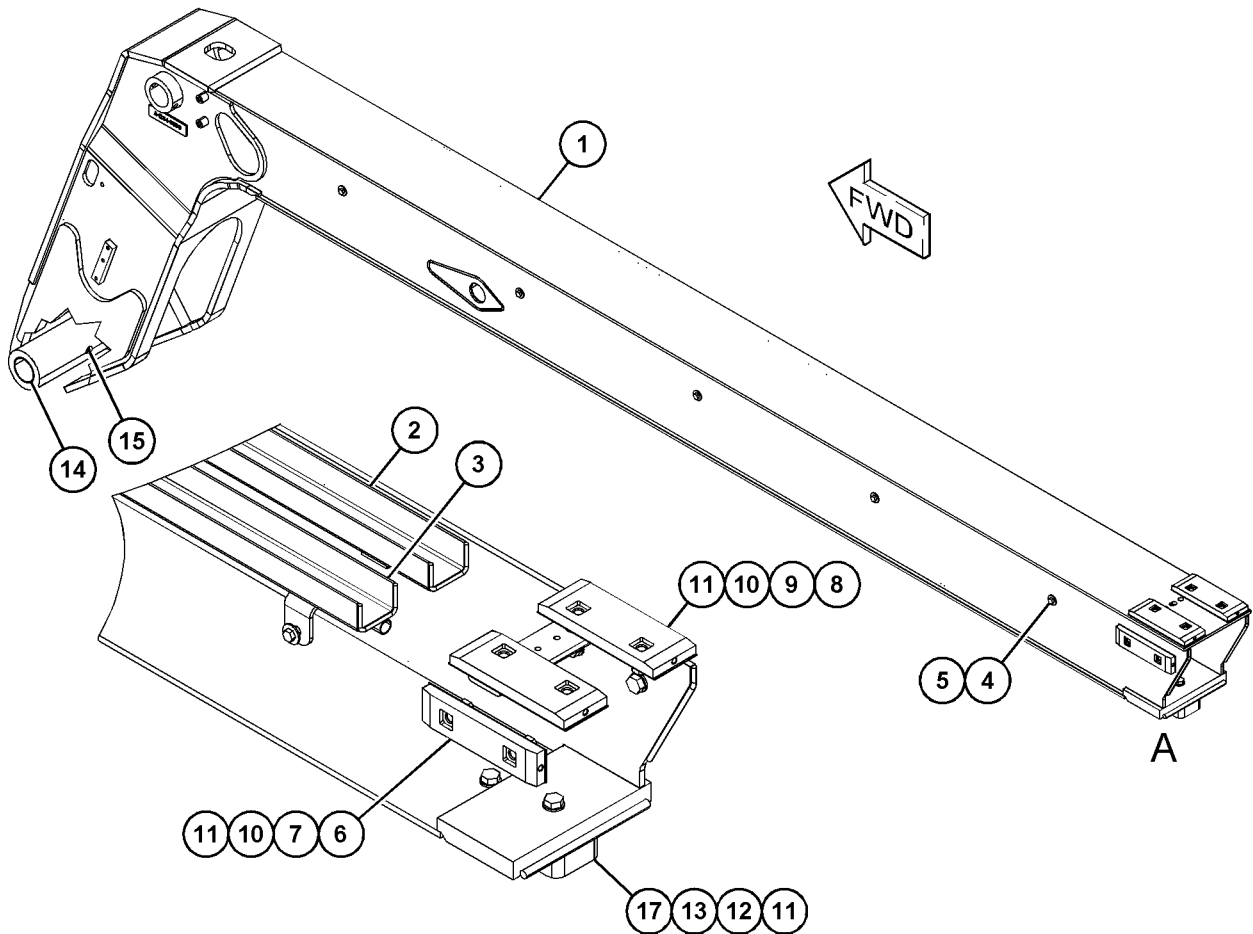
492-2111 BOOM GP-INNER PART OF 495-0023 BOOM AR

SMCS-6501

i06810156

NOTE	REF NO	GRAPHIC REF	PART NUMBER	QTY	PART NAME						SEE PAGE
					1	2	3	4	5	6 (PRODUCT LEVEL)	
	1	1	492-2112	1	BOOM AS (INNER)						
	2	1	492-2113	1	SUPPORT AS						
	3	1	492-2114	1	SUPPORT AS						
	4	1	309-3997	10	WASHER (8.4X25X2-MM THK)						
M	5	1	8T-4908	10	BOLT (M8X1.25X25-MM)						
	6	1	459-1954	2	PAD AS						
B	7	1	459-1953	1	SHIM						
	8	1	459-4310	2	PAD AS						
B	9	1	459-3542	1	SHIM						
M	10	1	459-8894	8	BOLT (M12X1.75X20-MM)						
B	11	1	398-9127	3	WASHER-HARD (13X24X2.5-MM THK)						
	12	1	492-2115	1	PAD AS-WEAR						
M	13	1	459-8895	1	BOLT (M12X1.75X25-MM)						
	14	1	492-2109	2	BEARING						
	15	1	323-5623	1	FITTING						
M	17	1	8T-4956	1	BOLT (M12X1.75X35-MM)						

B - USE AS REQUIRED
M - METRIC PART



VIEW OF AREA A
(PARTS REMOVED FOR CLARITY)

GRAPHIC #1

<END>

g06045821

IMPLEMENTS

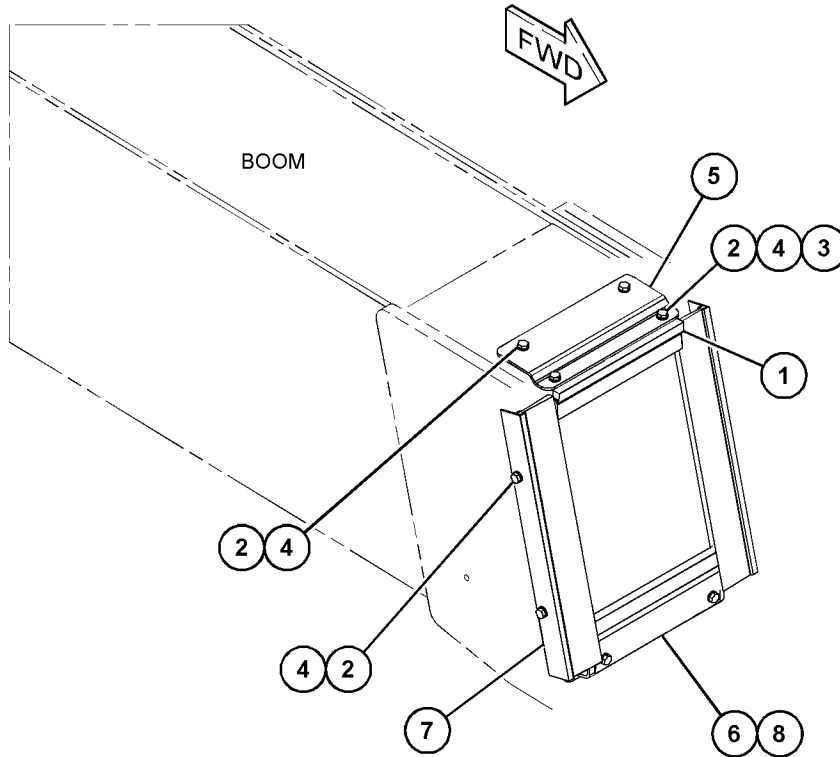
492-5087 BRUSH GP-BOOM PART OF 495-1910, 495-1911 CHASSIS AR

SMCS-7158

i06810175

NOTE	REF NO	GRAPHIC REF	PART NUMBER	QTY	PART NAME						SEE PAGE
					1	2	3	4	5	6	
	1	1	492-5000	1	BRUSH						
M	2	1	5C-9553	12	BOLT (M6X1X16-MM)						
M	3	1	5C-2890	4	NUT (M6X1-THD)						
	4	1	8T-4205	16	WASHER-HARD (7.2X14.5X2-MM THK)						
	5	1	518-0033	1	BRACKET						
	6	1	513-0906	1	BRACKET						
	7	1	492-4998	2	BRUSH						
	8	1	492-4999	1	BRUSH						

M - METRIC PART



GRAPHIC #1

<END>

g06132507

IMPLEMENTS

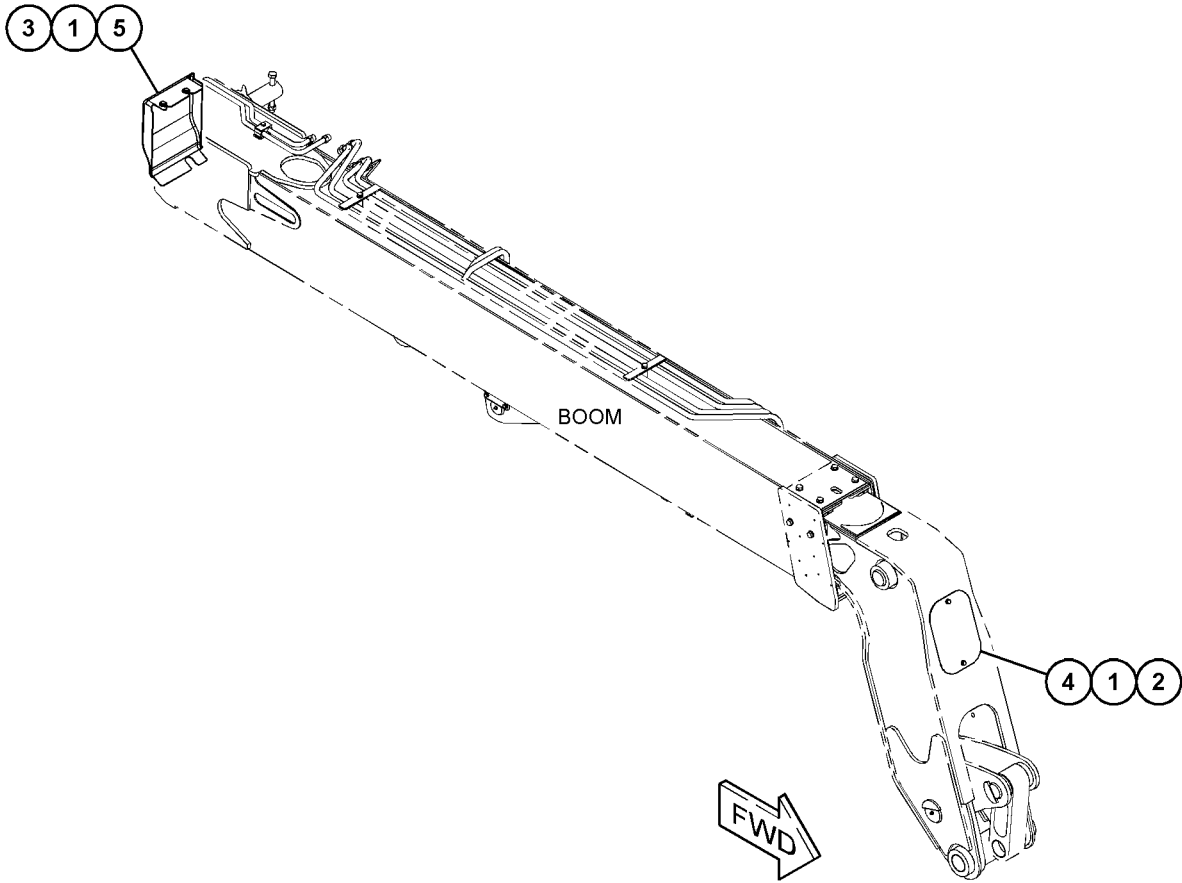
494-1903 COVER & MTG GP-BOOM-BOOM PART OF 495-1910, 495-1911 CHASSIS AR

SMCS-7150, 795C

i06603305

NOTE	REF NO	GRAPHIC REF	PART NUMBER	QTY	PART NAME						SEE PAGE
					1	2	3	4	5	6 (PRODUCT LEVEL)	
M	1	1	8T-4189	4	BOLT (M8X1.25X20-MM)						
	2	1	8T-4224	2	WASHER-HARD (8.8X16X2-MM THK)						
	3	1	309-3997	2	WASHER (8.4X25X2-MM THK)						
	4	1	494-1901	1	PLATE-COVER						
	5	1	494-1902	1	COVER						

M - METRIC PART



GRAPHIC #1

<END>

g06043524

IMPLEMENTS

492-5091 INDICATOR GP-BOOM ANGLE

S/N: TD31-UP

FOR USE IN AUSTRALIA AND NEW ZEALAND ONLY

PART OF 507-8391 FILM GP

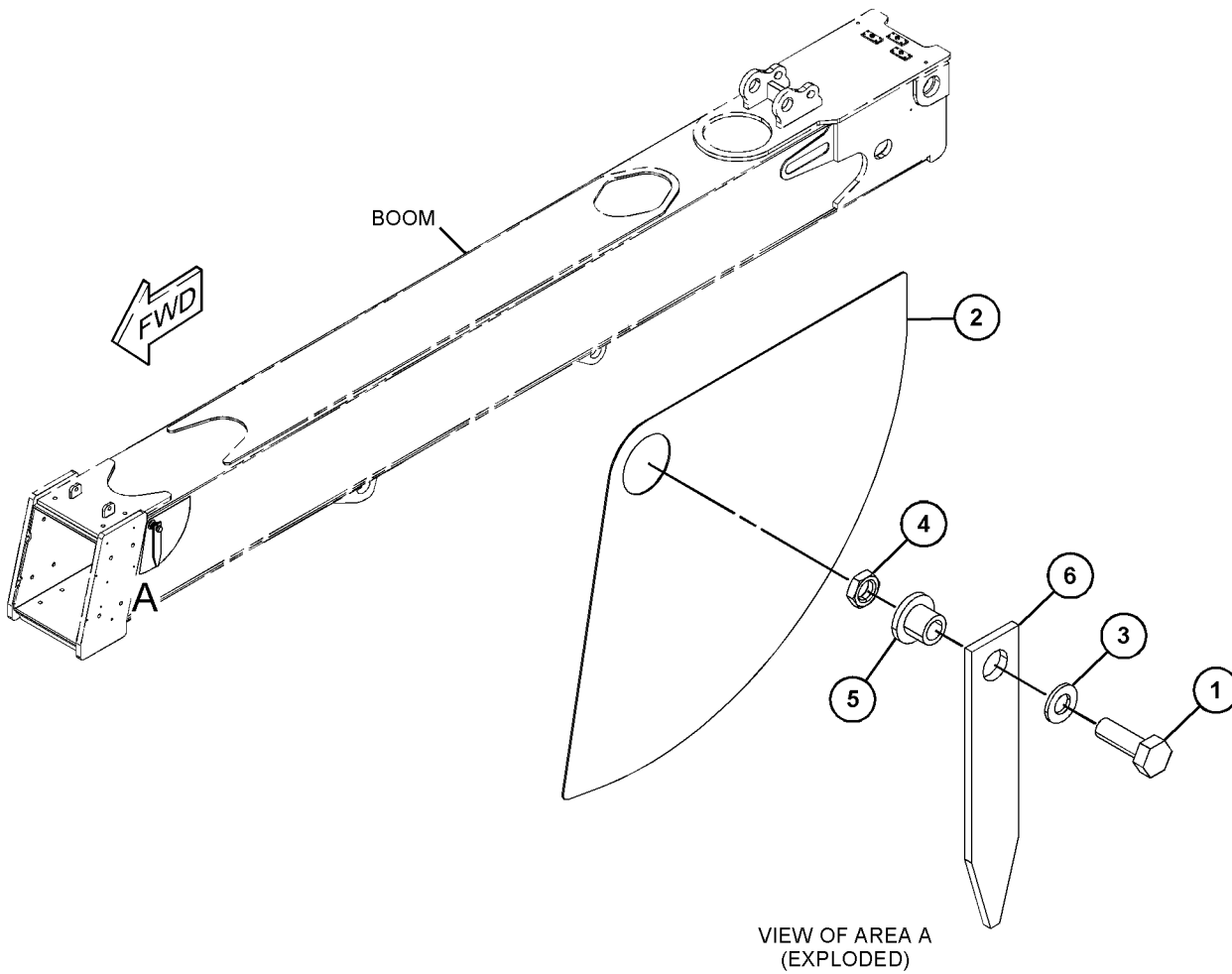
AN ATTACHMENT

SMCS-7858

i06591321

NOTE	REF NO	GRAPHIC REF	PART NUMBER	QTY	PART NAME						SEE PAGE
					1	2	3	4	5	6 (PRODUCT LEVEL)	
M	1	1	8T-4195	1	BOLT (M10X1.5X30-MM)						
	2	1	298-0576	1	FILM-IDENTIFICATION (BOOM ANGLE)						
	3	1	8T-4121	1	WASHER-HARD (11X21X2.5-MM THK)						
	4	1	492-5069	1	NUT-HEX						
	5	1	471-6032	1	BUSHING						
	6	1	320-7883	1	POINTER						

M - METRIC PART



GRAPHIC #1

<END>

g06040913

IMPLEMENTS

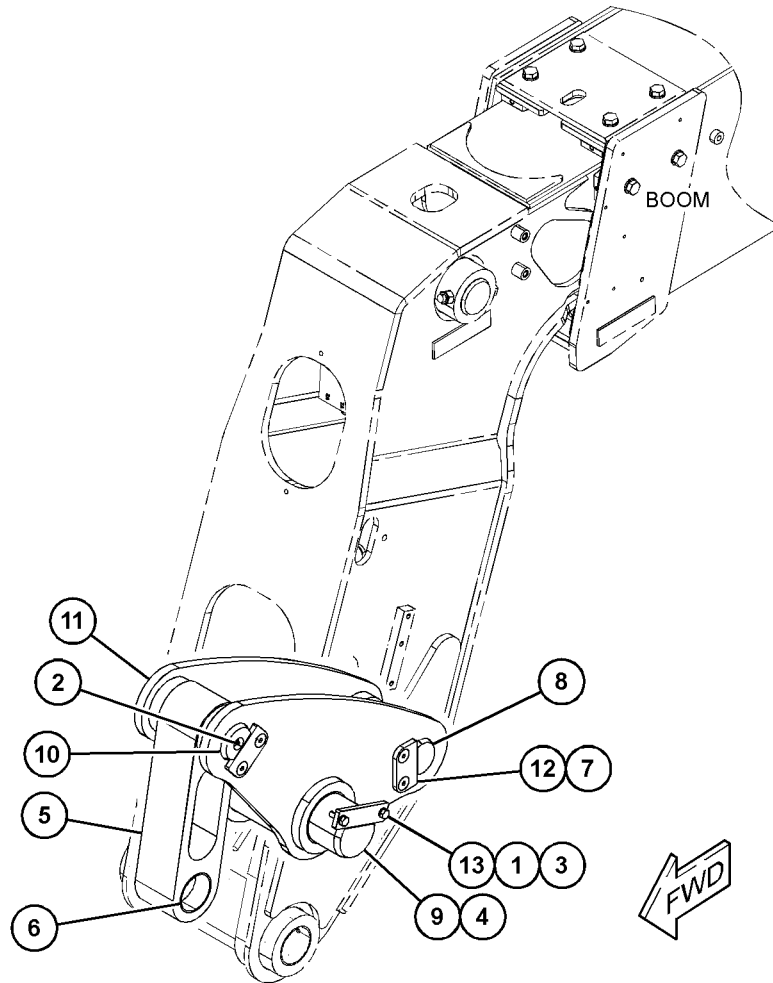
495-0069 LEVER GP-TILT PART OF 495-1913 BOOM AR

SMCS-6116

i06735301

NOTE	REF NO	GRAPHIC REF	PART NUMBER	QTY	PART NAME						SEE PAGE
					1	2	3	4	5	6 (PRODUCT LEVEL)	
M	1	1	8T-4908	2	BOLT (M8X1.25X25-MM)						
	2	1	323-5623	2	FITTING						
	3	1	298-7387	2	LOCKWASHER						
	4	1	318-7355	2	BEARING						
	5	1	315-3638	1	LINK						
	6	1	329-3613	4	BEARING						
M	7	1	127-2909	4	SCREW-FLAT HEAD (M10X1.5X20-MM)						
	8	1	494-9793	1	PIN						
	9	1	494-9794	1	PIN						
	10	1	494-9795	1	PIN						
	11	1	510-1175	1	LEVER AS						
	12	1	494-9797	2	PLATE						
	13	1	494-1912	1	PLATE						

M - METRIC PART



GRAPHIC #1

<END>

g06043248

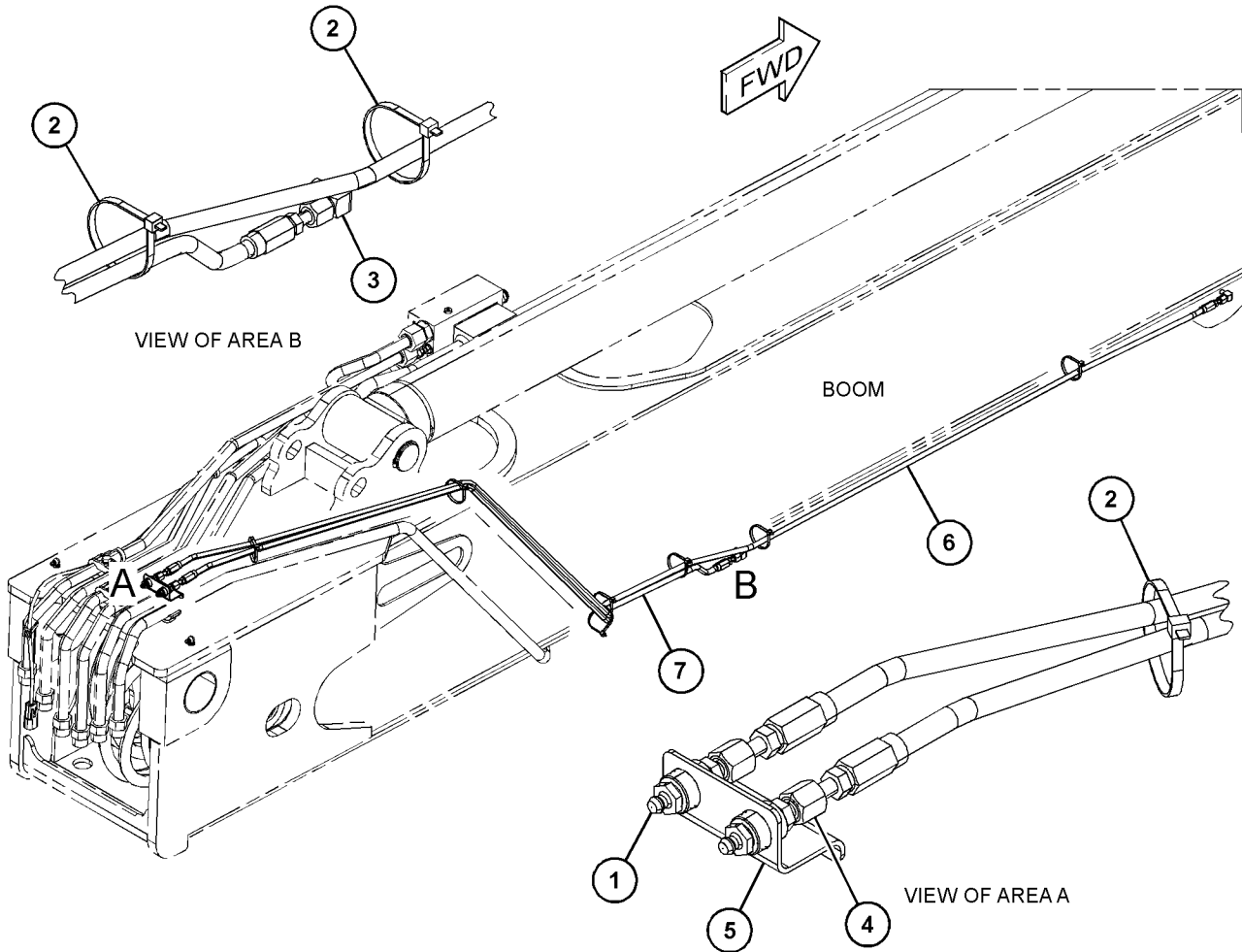
IMPLEMENTS

521-2829 LINES GP-GREASE-BOOM AN ATTACHMENT

SMCS-7510

i06809207

NOTE	REF NO	GRAPHIC REF	PART NUMBER	QTY	PART NAME						SEE PAGE
					1	2	3	4	5	6	
	1	1	437-0940	2	FITTING						
	2	1	3S-2093	7	STRAP-CABLE						
	3	1	330-8923	2	ELBOW						
	4	1	327-1786	2	FITTING-ADAPTER						
	5	1	521-2831	1	BRACKET						
	6	1	521-2832	1	HOSE						
	7	1	521-2833	1	HOSE						



GRAPHIC #1

<END>

g06126131

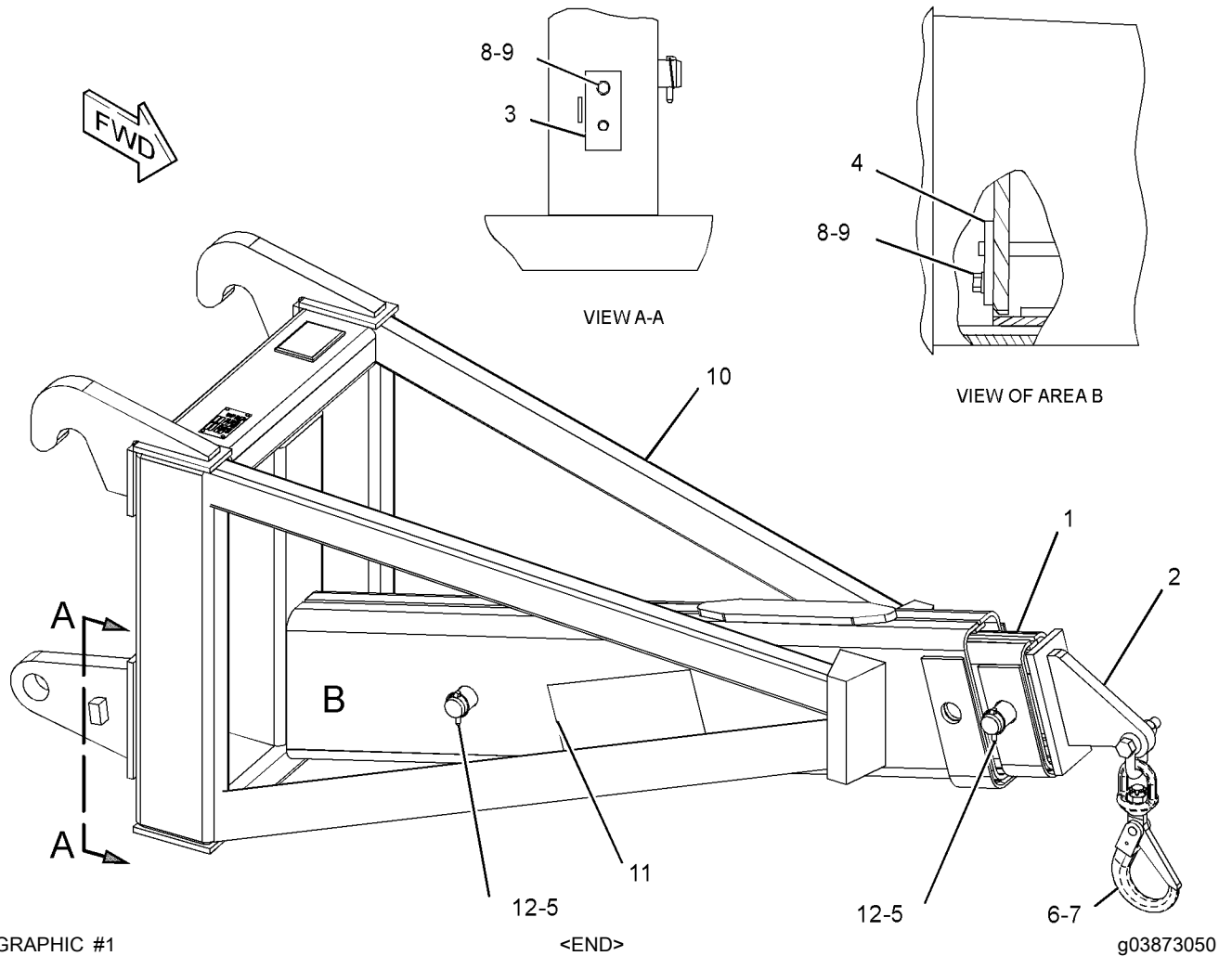
WORK TOOLS

229-9714 ARM GP-MATERIAL HANDLING AN ATTACHMENT

SMCS-6542

i06249037

NOTE	REF NO	GRAPHIC REF	PART NUMBER	QTY	PART NAME						SEE PAGE
					1	2	3	4	5	6 (PRODUCT LEVEL)	
	1	1	6W-5652	1	EXTENSION AS (MIDDLE)						
	2	1	6W-5656	1	EXTENSION AS (OUTER)						
	3	1	6W-5678	1	RETAINER AS						
	4	1	6W-5679	1	RETAINER AS						
(EACH RETAINER AS INCLUDES)											
		1	6W-5677	1	ROD						
	5	1	8D-3791	2	PIN						
	6	1	9V-2714	1	HOOK						
	7	1	9V-2715	1	SHACKLE AS						
	8	1	5M-3062	2	BOLT (3/8-16X0.75-IN)						
	9	1	8T-4896	2	WASHER-HARD (10.2X18.5X2.5-MM THK)						
	10	1	229-9715	1	BASE AS						
	11	1	233-2944	2	FILM-INSTRUCTION (LOAD CAPACITY, READ OMM)						
	12	1	5G-2373	2	PIN						



WORK TOOLS

169-3945 BOOM GP-TRUSS

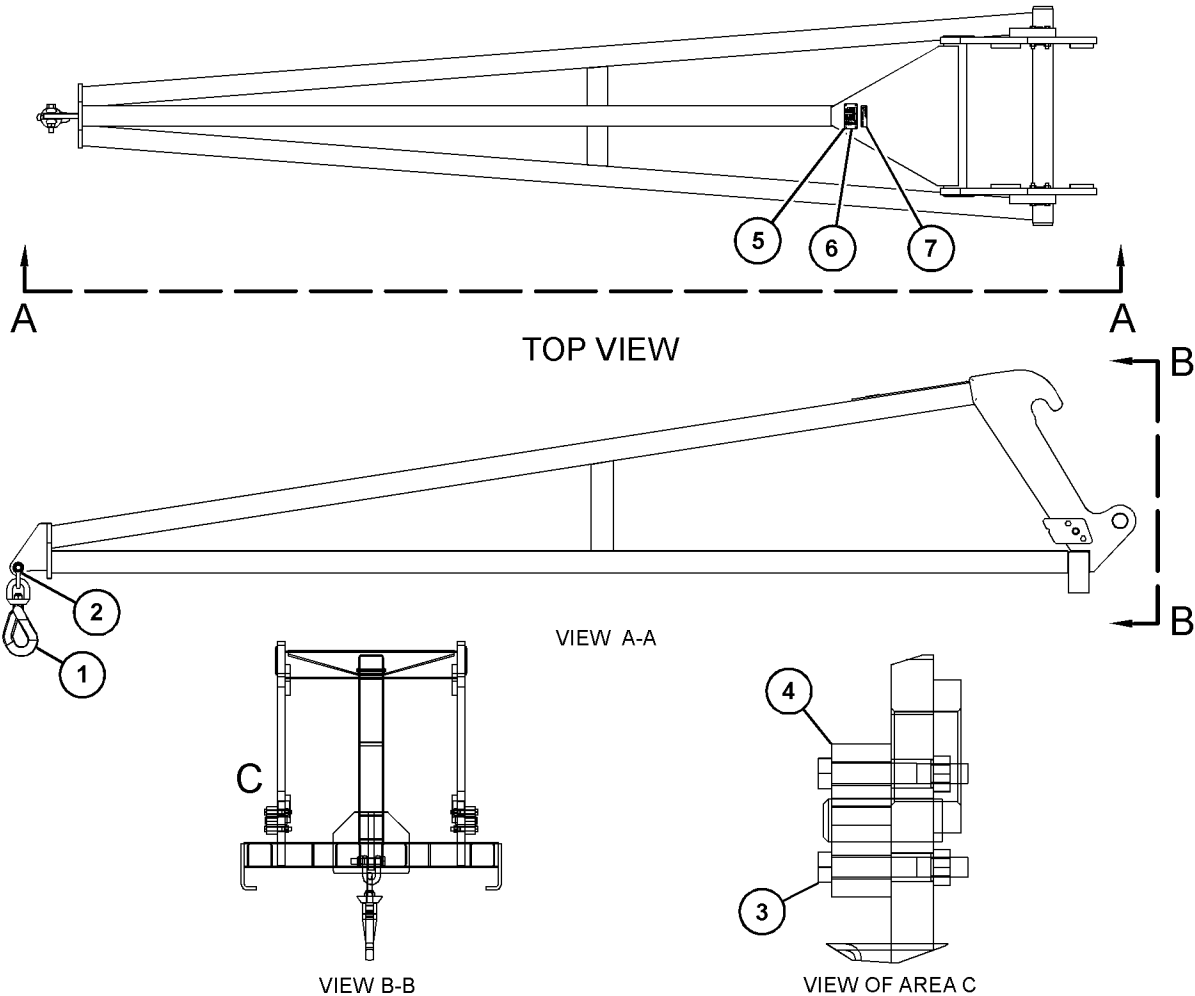
PART OF 456-0473 BOOM GP-TRUSS
AN ATTACHMENT

SMCS-6501

i05743136

NOTE	REF NO	GRAPHIC REF	PART NUMBER	QTY	PART NAME						SEE PAGE
					1	2	3	4	5	6	
	1	1	9V-2714	1	HOOK						
	2	1	9V-2715	1	SHACKLE AS						
M	3	1	8T-6868	4	BOLT (M12X1.75X80-MM)						
	4	1	169-3943	2	BLOCK						
	5	1	168-8389	4	TACK (METAL)						
	6	1	180-3516	1	PLATE-IDENTIFICATION (MATERIAL HANDLING)						
	7	1	354-7356	1	PLATE-CERTIFICATION						

M - METRIC PART



GRAPHIC #1

<END>

g03652692

WORK TOOLS

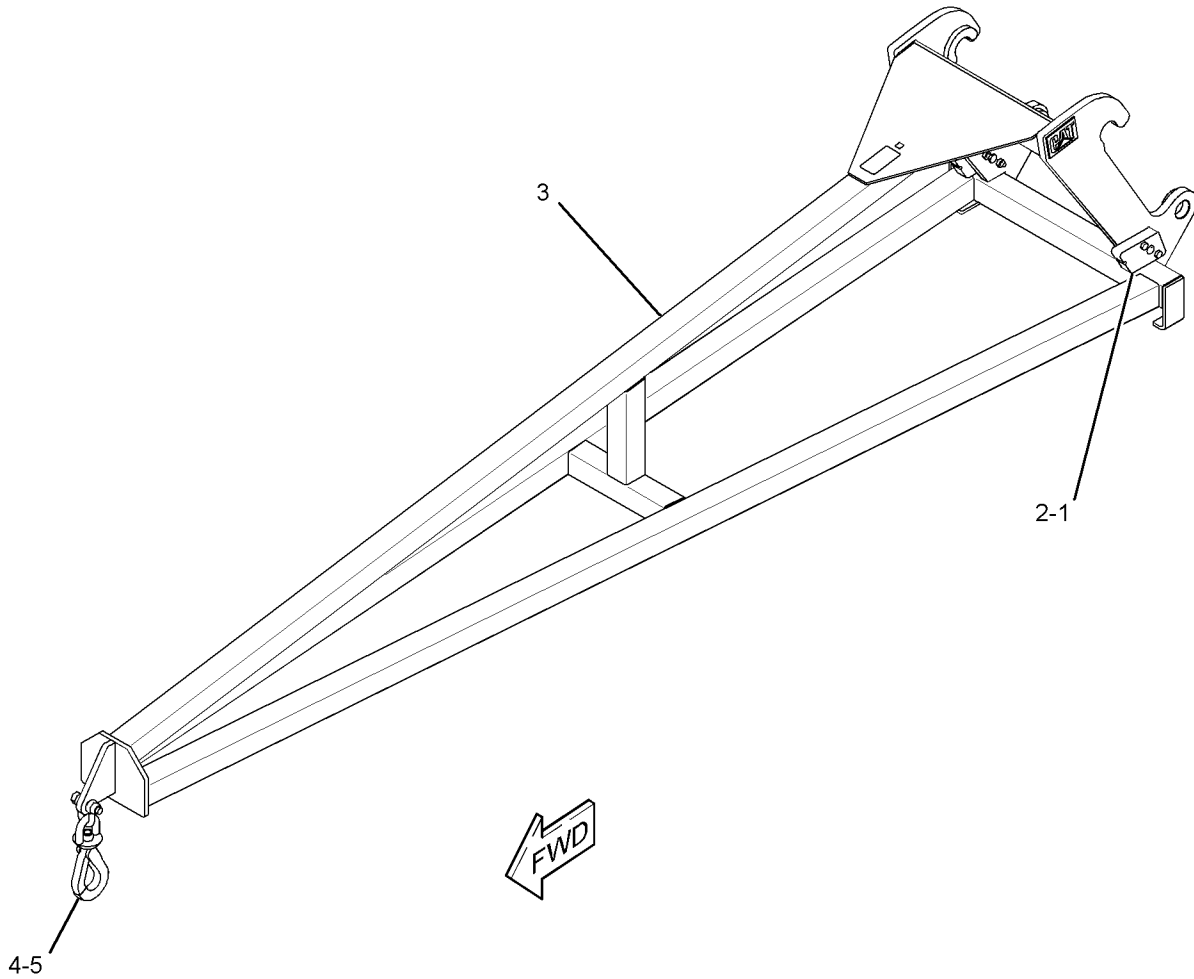
456-0473 BOOM GP-TRUSS AN ATTACHMENT

SMCS-6501

i05685349

NOTE	REF NO	GRAPHIC REF	PART NUMBER	QTY	PART NAME						SEE PAGE
					1	2	3	4	5	6 (PRODUCT LEVEL)	
M	1	1	8T-6868	4	BOLT (M12X1.75X80-MM)						
	2	1	169-3943	2	BLOCK						
Y	3	1	169-3945	1	BOOM GP-TRUSS						396
	4	1	9V-2714	1	HOOK						
	5	1	9V-2715	1	SHACKLE AS						

M - METRIC PART
Y - SEPARATE ILLUSTRATION



GRAPHIC #1

<END>

g03641822

WORK TOOLS

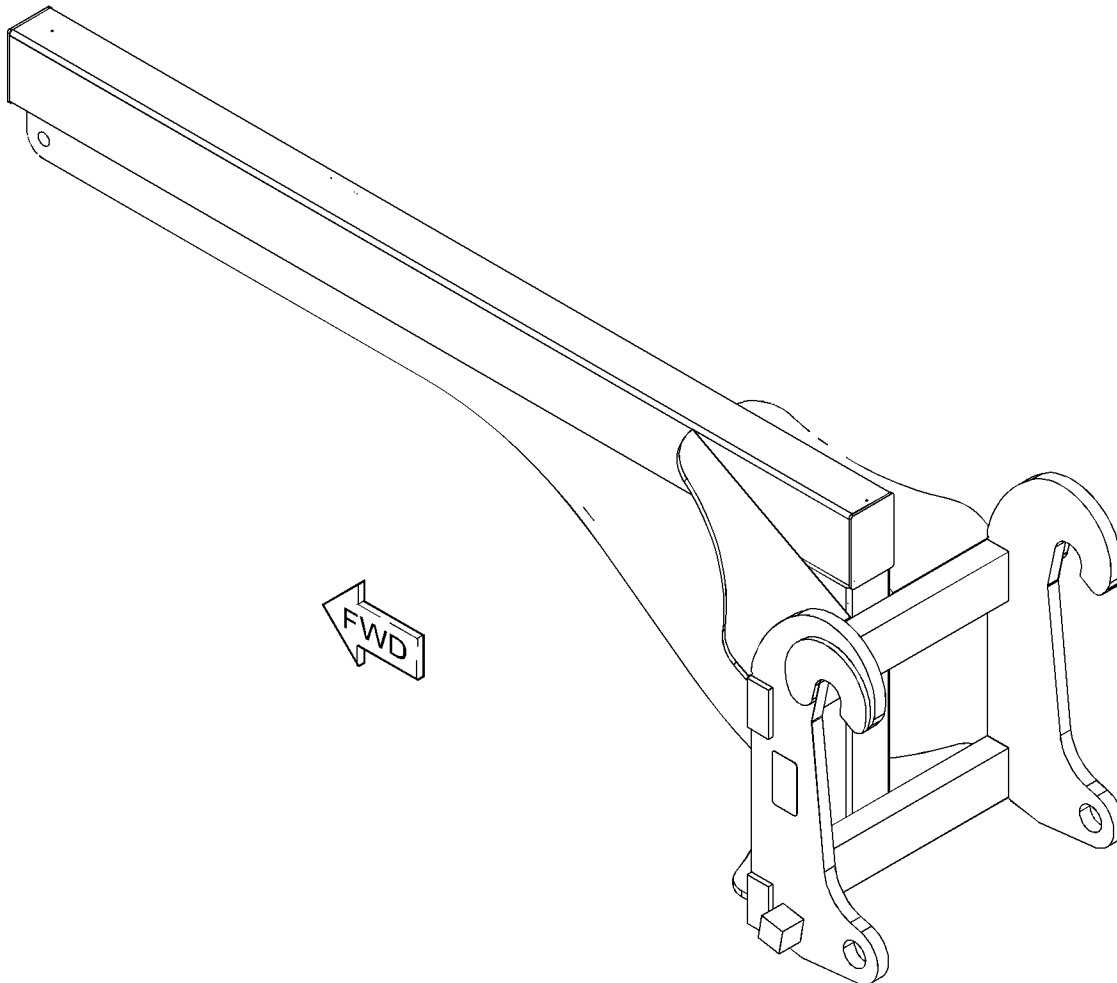
479-0239 BOOM GP-TRUSS AN ATTACHMENT

SMCS-6501

i06836833

NOTE	REF NO	GRAPHIC REF	PART NUMBER	QTY	PART NAME	SEE PAGE
------	--------	-------------	-------------	-----	-----------	----------

(NO BREAKDOWN OF SERVICEABLE PARTS AVAILABLE AT TIME OF PUBLICATION)



GRAPHIC #1

<END>

g06137515

WORK TOOLS

491-9893 BOOM GP-TRUSS

S/N: TD21-UP

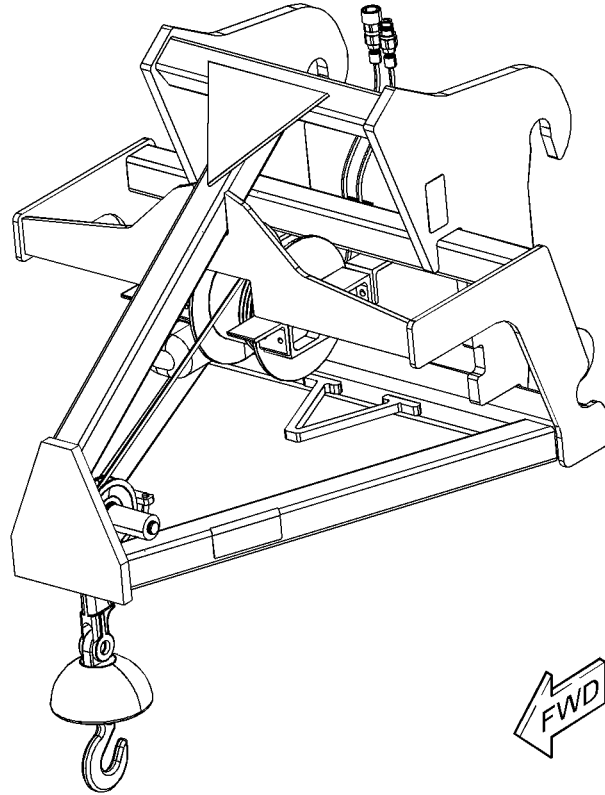
FOR USE IN NACD REGION ONLY
AN ATTACHMENT

SMCS-6501

i06836911

NOTE	REF NO	GRAPHIC REF	PART NUMBER	QTY	PART NAME	SEE PAGE
					1 2 3 4 5 6 (PRODUCT LEVEL)	

(NO BREAKDOWN OF SERVICEABLE PARTS AVAILABLE
AT TIME OF PUBLICATION)



GRAPHIC #1

<END>

g06137561

WORK TOOLS

503-0261 BUCKET AS

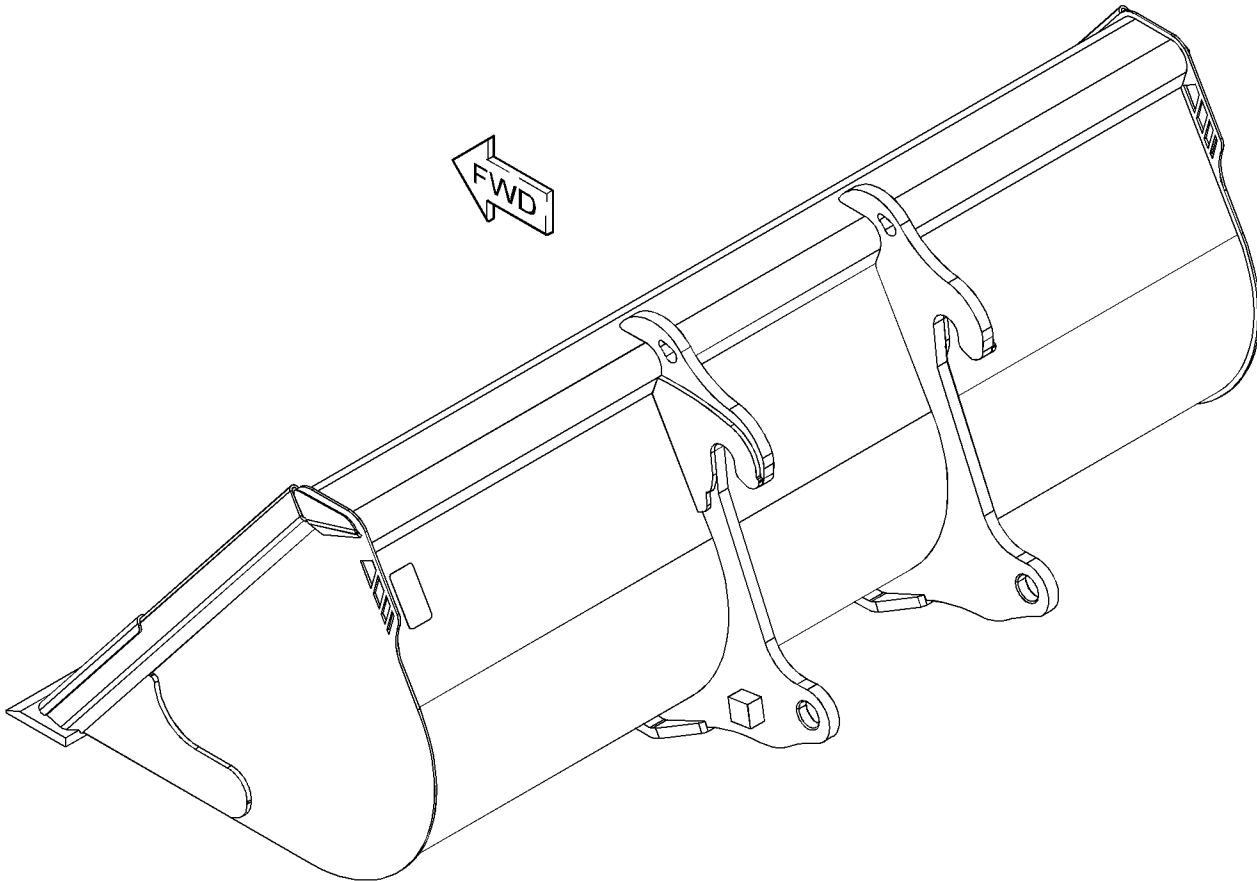
2100-MM (82.6-IN) WIDE X 1-CU M (1.3-CU YD) CAPACITY
AN ATTACHMENT

SMCS-6001, 6101, 6803, 6805, 6822

i06809214

NOTE	REF NO	GRAPHIC REF	PART NUMBER	QTY	PART NAME	SEE PAGE
------	--------	-------------	-------------	-----	-----------	----------

(NO BREAKDOWN OF SERVICEABLE PARTS AVAILABLE
AT TIME OF PUBLICATION)



GRAPHIC #1

<END>

g06124924

WORK TOOLS

503-0262 BUCKET AS

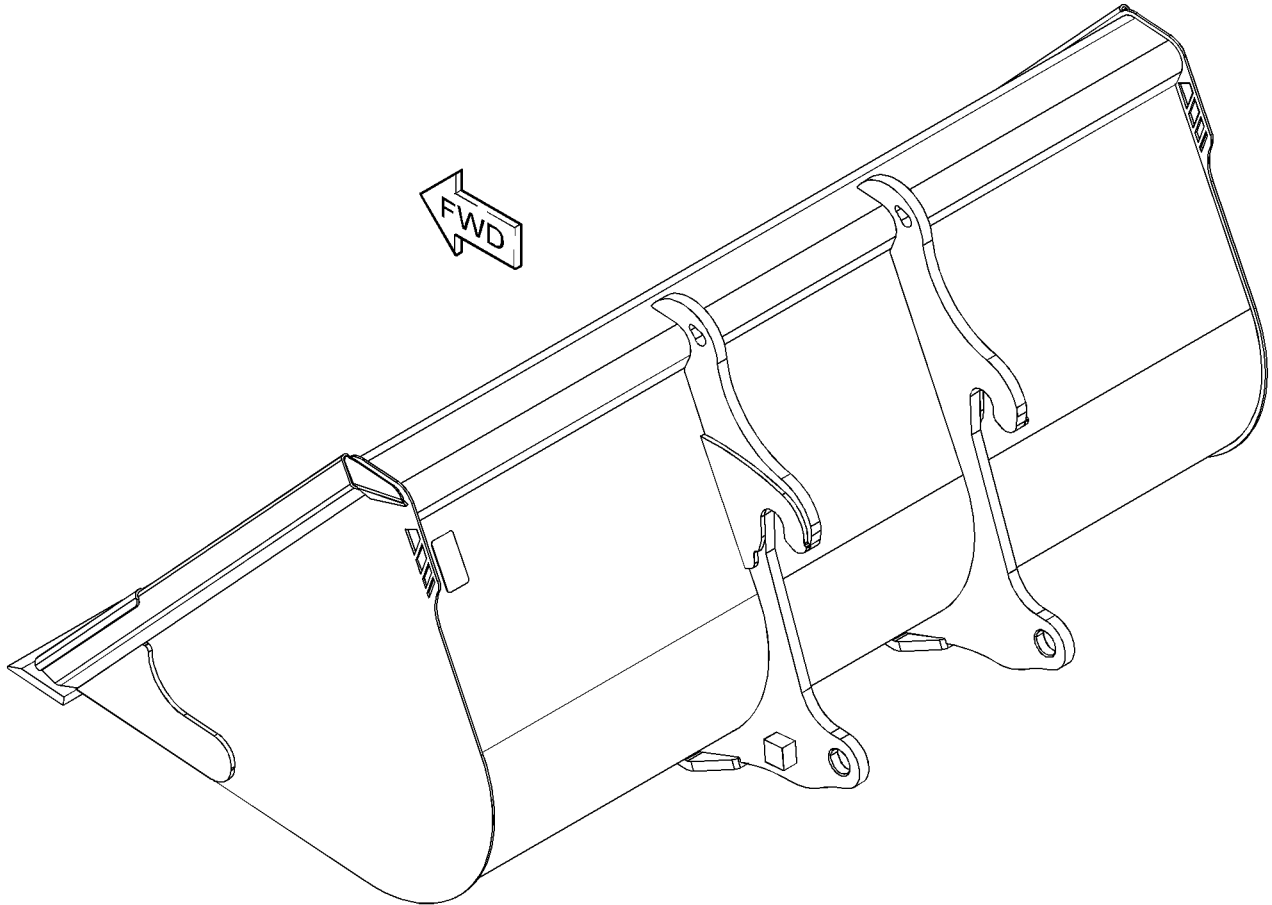
2100-MM (82.6-IN) WIDE X 1.5-CU M (1.9-CU YD) CAPACITY
AN ATTACHMENT

SMCS-6001, 6101, 6803, 6805, 6822

i06809218

NOTE	REF NO	GRAPHIC REF	PART NUMBER	QTY	PART NAME	SEE PAGE
------	--------	-------------	-------------	-----	-----------	----------

(NO BREAKDOWN OF SERVICEABLE PARTS AVAILABLE
AT TIME OF PUBLICATION)



GRAPHIC #1

<END>

g06124927

WORK TOOLS

503-0263 BUCKET AS

2100-MM (82.6-IN) WIDE X 2-CU M (2.6-CU YD) CAPACITY
AN ATTACHMENT

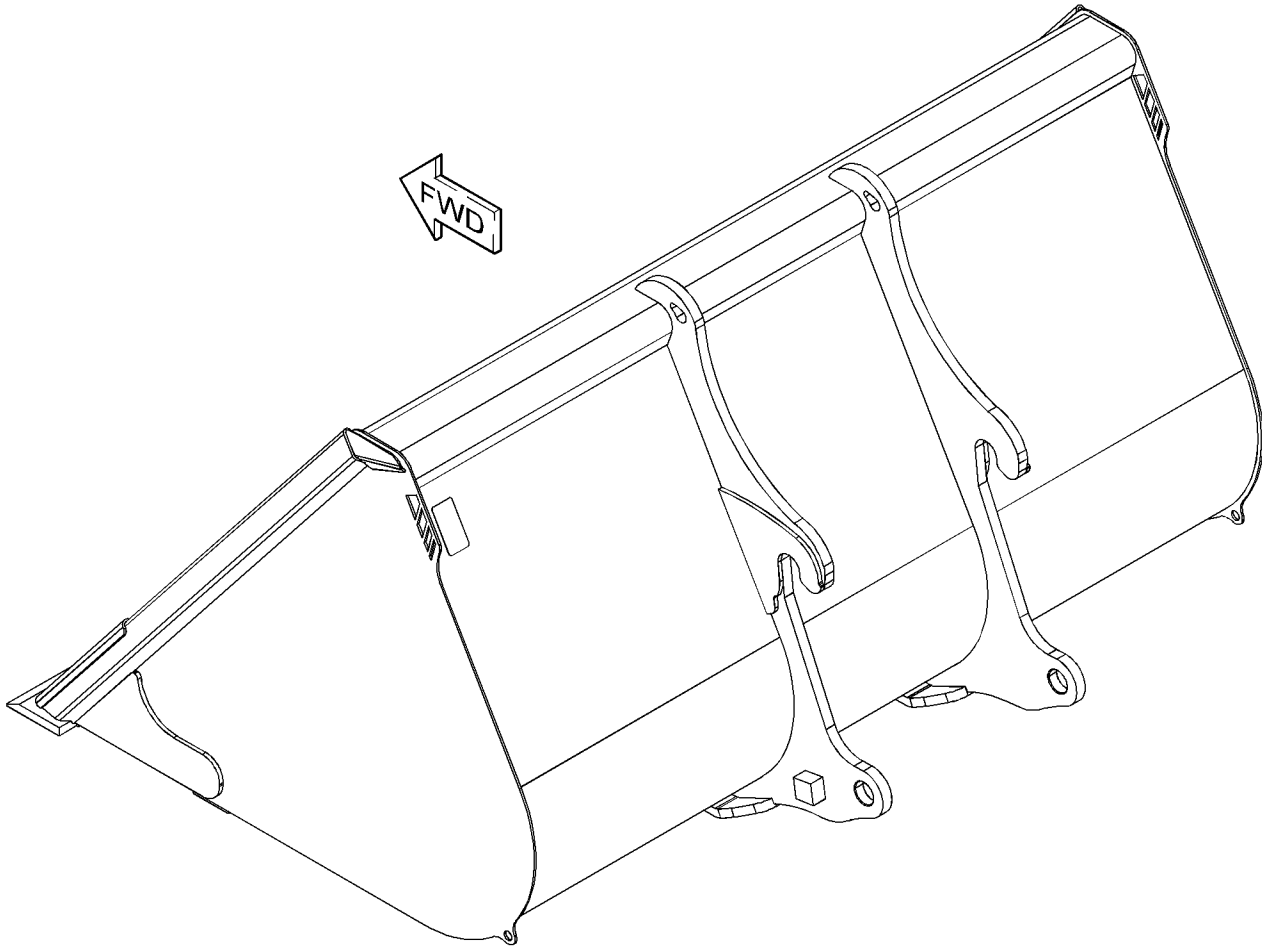
SMCS-6001, 6101, 6803, 6805, 6822

i06809222

NOTE	REF NO	GRAPHIC REF	PART NUMBER	QTY	PART NAME	SEE PAGE
------	--------	-------------	-------------	-----	-----------	----------

1 2 3 4 5 6 (PRODUCT LEVEL)

(NO BREAKDOWN OF SERVICEABLE PARTS
AVAILABLE AT TIME OF PUBLICATION)



GRAPHIC #1

<END>

g06124930

WORK TOOLS

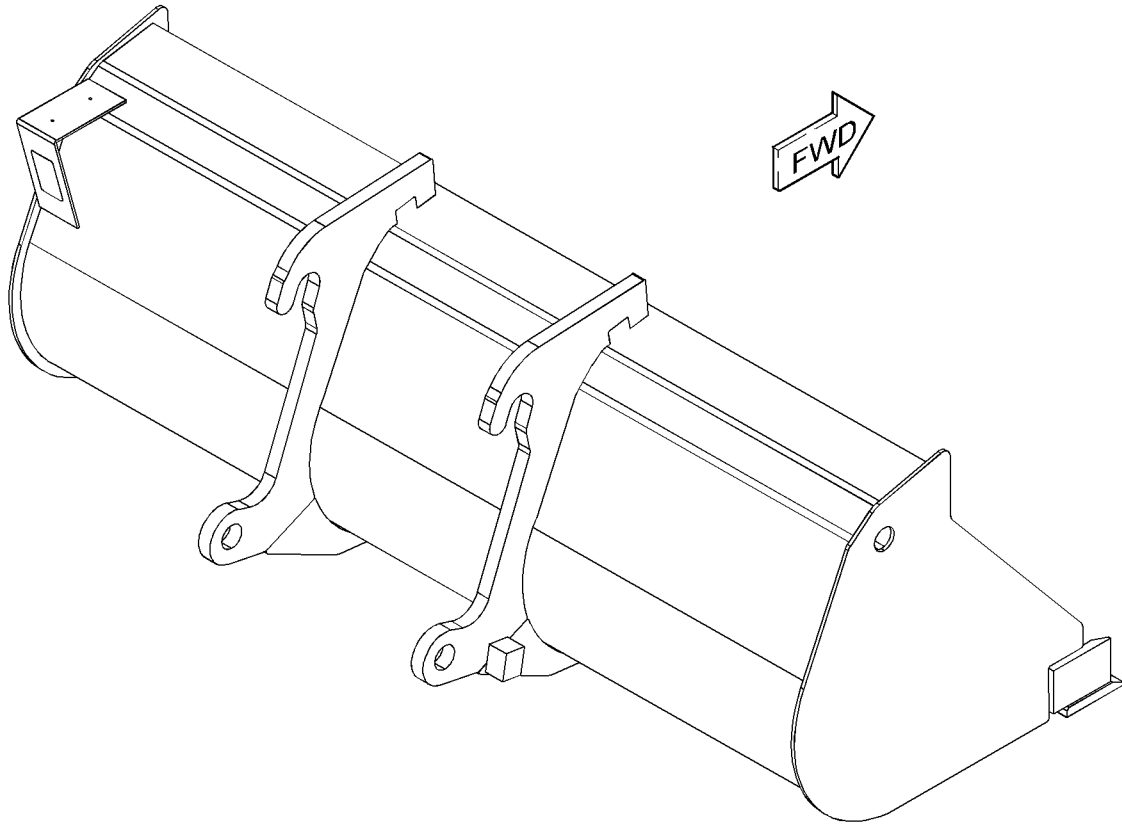
502-1235 BUCKET AS-DIRT 2100-MM (82.6-IN) WIDE X 1-CU M (1.3-CU YD) CAPACITY AN ATTACHMENT

SMCS-6001

i06809226

NOTE	REF NO	GRAPHIC REF	PART NUMBER	QTY	PART NAME	SEE PAGE
------	--------	-------------	-------------	-----	-----------	----------

(NO BREAKDOWN OF SERVICEABLE PARTS AVAILABLE AT TIME OF PUBLICATION)



GRAPHIC #1

<END>

g06125089

WORK TOOLS

474-2534 BUCKET GP-GENERAL PURPOSE

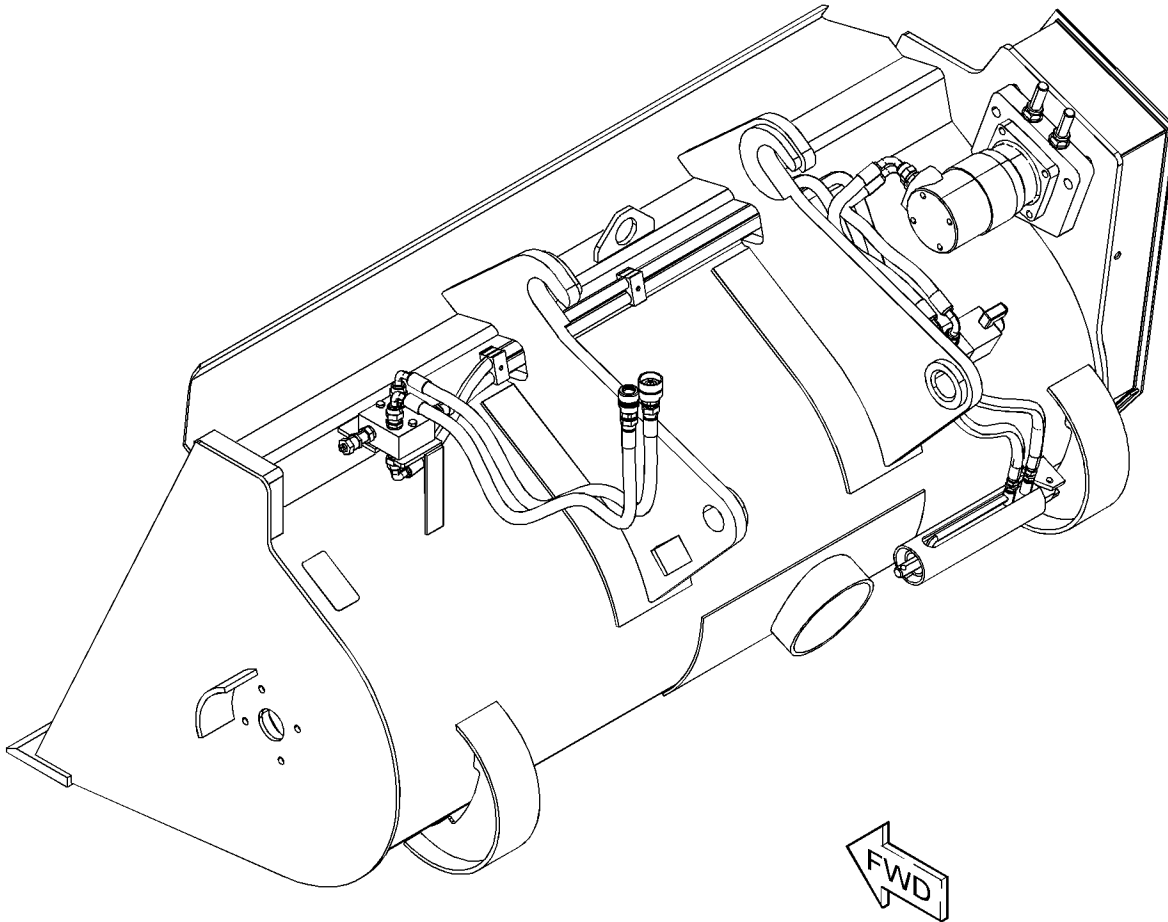
1785-MM (70.2-IN) WIDE X 0.5-CU M (0.6-CU YD) CAPACITY, NOT FOR USE IN NACD REGION
AN ATTACHMENT

SMCS-6101

i06836817

NOTE	REF NO	GRAPHIC REF	PART NUMBER	QTY	PART NAME	SEE PAGE
					1 2 3 4 5 6 (PRODUCT LEVEL)	

(NO BREAKDOWN OF SERVICEABLE PARTS AVAILABLE
AT TIME OF PUBLICATION)



GRAPHIC #1

<END>

g06137613

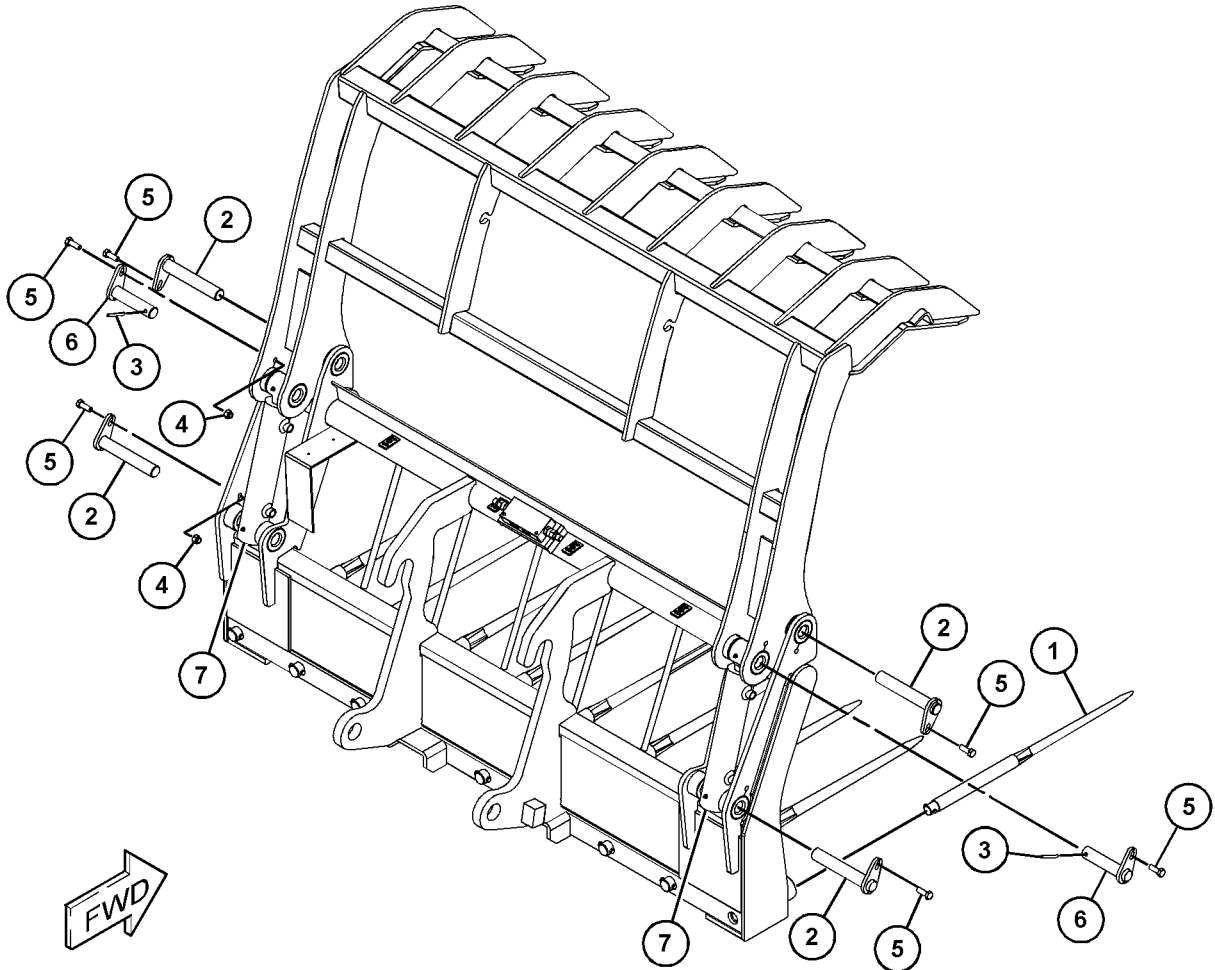
WORK TOOLS

502-1233 BUCKET GP-GRAPPLE AN ATTACHMENT

SMCS-6704

i06735314

NOTE	REF NO	GRAPHIC REF	PART NUMBER	QTY	PART NAME						SEE PAGE
					1	2	3	4	5	6	
	1	1	512-8037	9	PLATE AS						
	2	1	512-6796	4	PIN AS						
	3	1	512-6802	2	PIN-ROLL						
	4	1	512-6800	6	NUT						
	5	1	512-6801	6	SCREW						
	6	1	512-6795	2	PIN AS						
	7	1	512-6797	2	CYLINDER AS						



GRAPHIC #1

<END>

g06114262

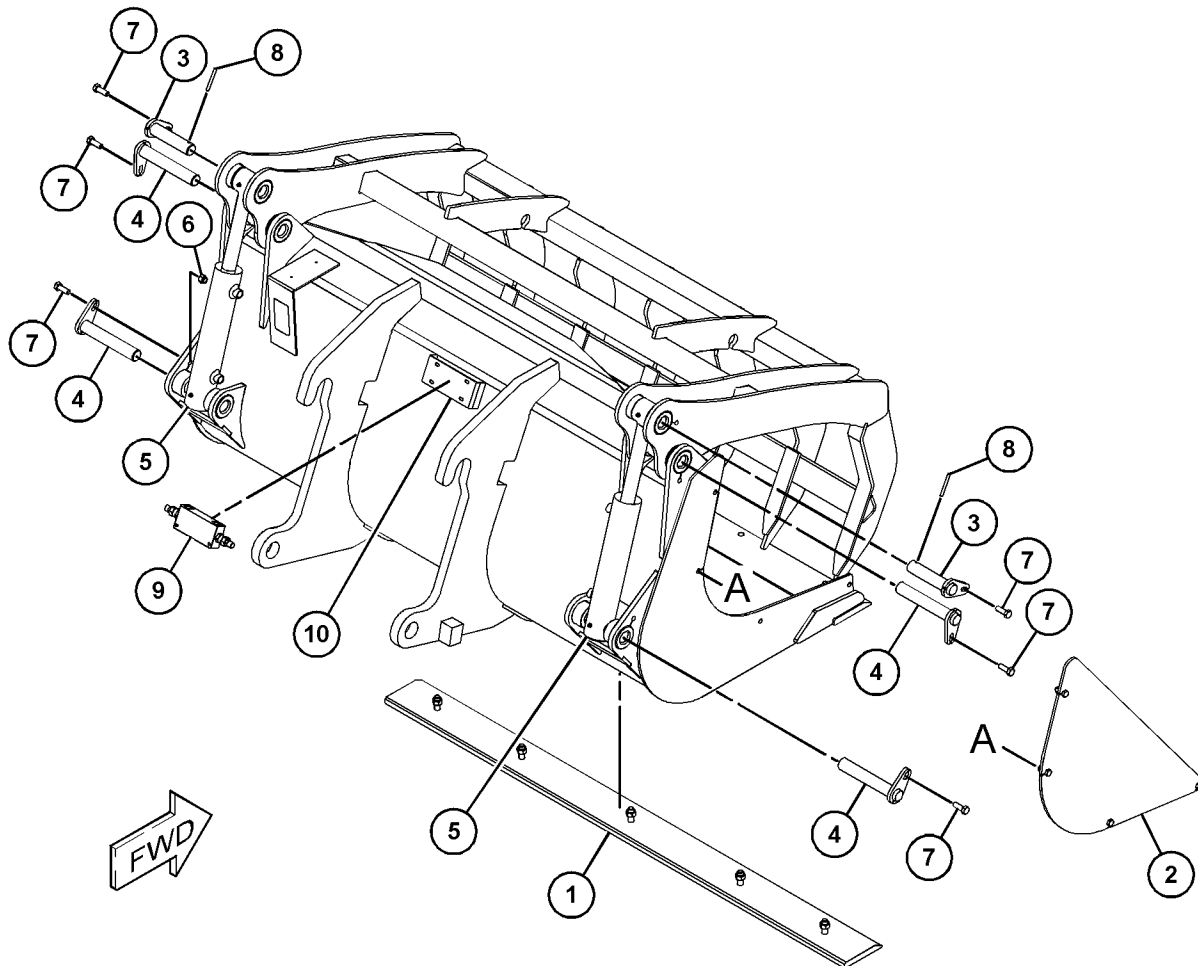
WORK TOOLS

502-1236 BUCKET GP-GRAPPLE 1850-MM (72.8-IN) WIDE X 1-CU M (1.3-CU YD) CAPACITY AN ATTACHMENT

SMCS-6704

i06735311

NOTE	REF NO	GRAPHIC REF	PART NUMBER	QTY	PART NAME						SEE PAGE
					1	2	3	4	5	6	
	1	1	512-8081	1	BLADE AS						
	2	1	512-6791	1	PLATE AS						
	3	1	512-6795	2	PIN AS						
	4	1	512-6796	4	PIN AS						
	5	1	512-6797	2	CYLINDER AS						
	6	1	512-6800	6	NUT						
	7	1	512-6801	6	SCREW						
	8	1	512-6802	2	PIN-ROLL						
	9	1	512-6793	1	VALVE (BALANCING)						
	10	1	512-6794	1	SUPPORT						



GRAPHIC #1

<END>

g06114241

WORK TOOLS

502-1237 BUCKET GP-GRAPPLE AN ATTACHMENT

SMCS-6704

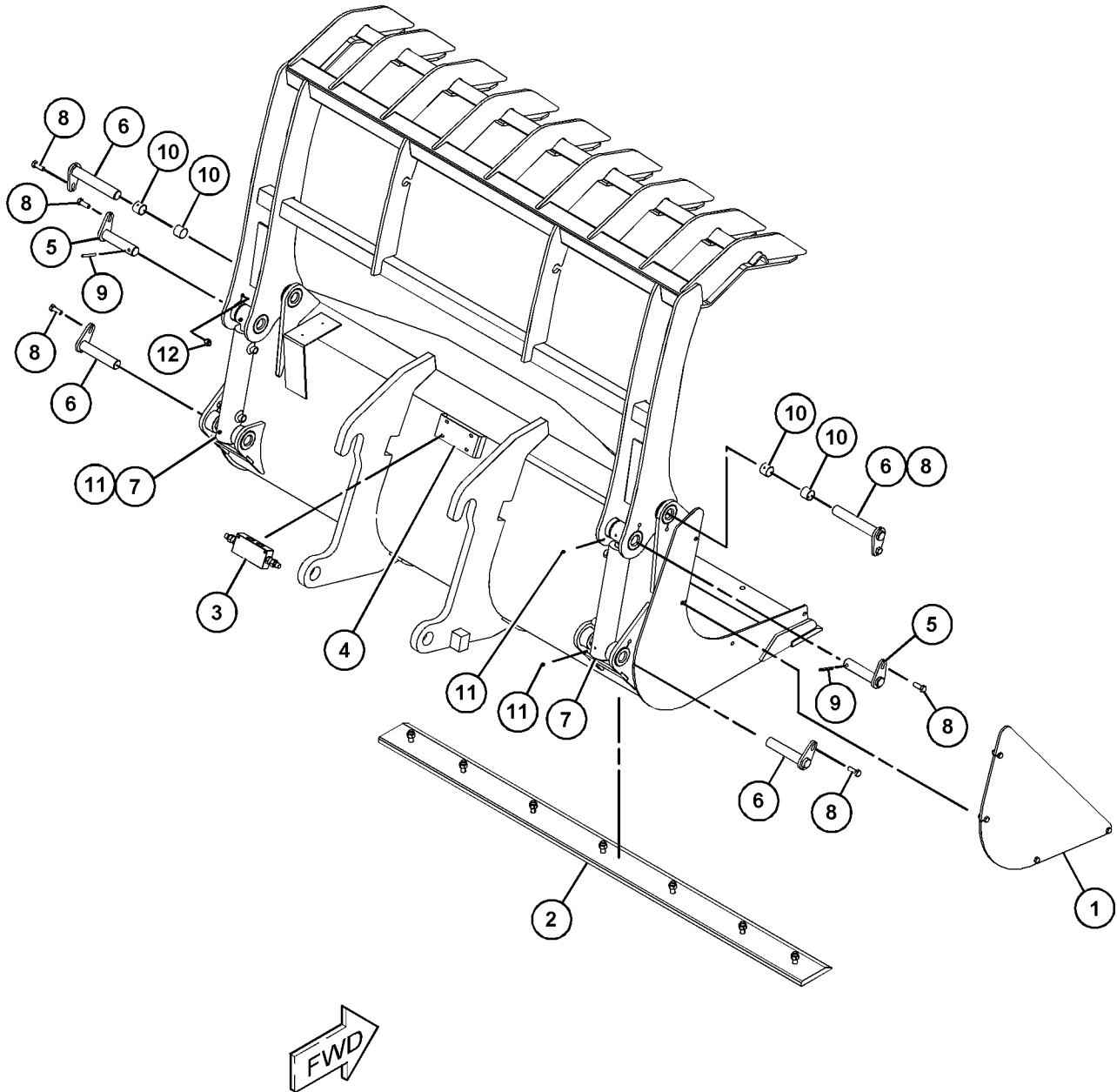
i06735310

NOTE	REF NO	GRAPHIC REF	PART NUMBER	QTY	PART NAME						SEE PAGE
					1	2	3	4	5	6 (PRODUCT LEVEL)	
	1	1	512-6791	1	PLATE AS						
	2	1	512-6792	1	BLADE AS						
	3	1	512-6793	1	VALVE (BALANCING)						
	4	1	512-6794	1	SUPPORT						
	5	1	512-6795	2	PIN AS						
	6	1	512-6796	4	PIN AS						
	7	1	512-6797	2	CYLINDER AS						
	8	1	512-6801	6	SCREW						
	9	1	512-6802	2	PIN-ROLL						
	10	1	512-6798	10	RETAINER-RING						
	11	1	512-6799	6	FITTING						
	12	1	512-6800	6	NUT						

WORK TOOLS

502-1237 BUCKET GP-GRAPPLE (contd.)

i06735310



GRAPHIC #1

<END>

g06107945

WORK TOOLS

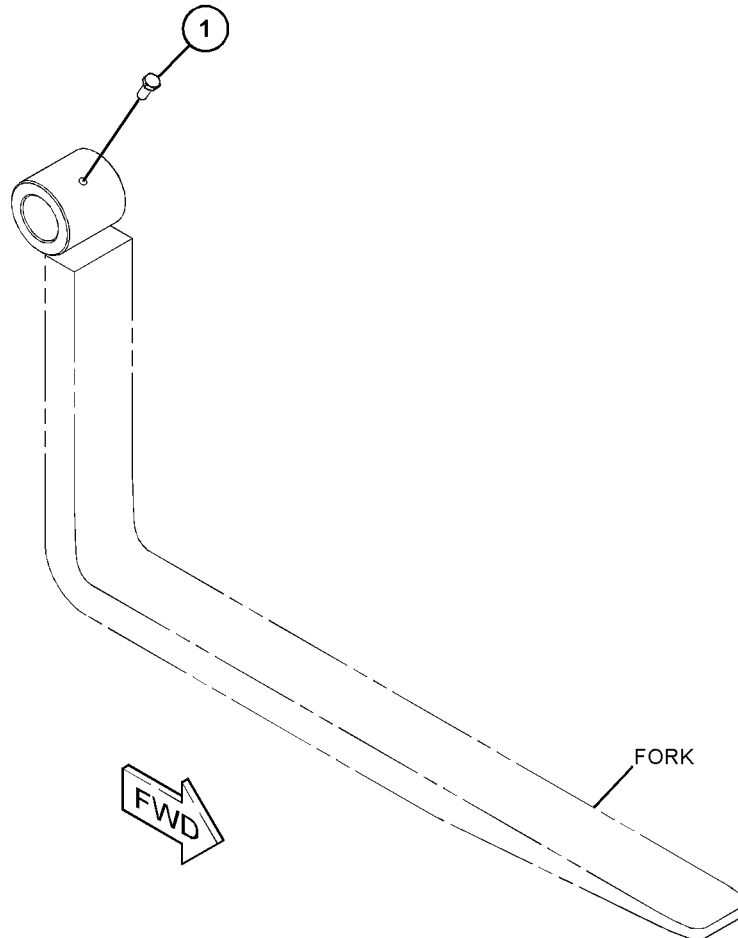
326-1997 CARRIAGE AS-FORK AN ATTACHMENT

SMCS-6402

i06702553

NOTE	REF NO	GRAPHIC REF	PART NUMBER	QTY	PART NAME						SEE PAGE
					1	2	3	4	5	6 (PRODUCT LEVEL)	
M	1	1	6V-3668	1	BOLT (M12X1.75X30-MM)						

M - METRIC PART



GRAPHIC #1

<END>

g06085037

WORK TOOLS

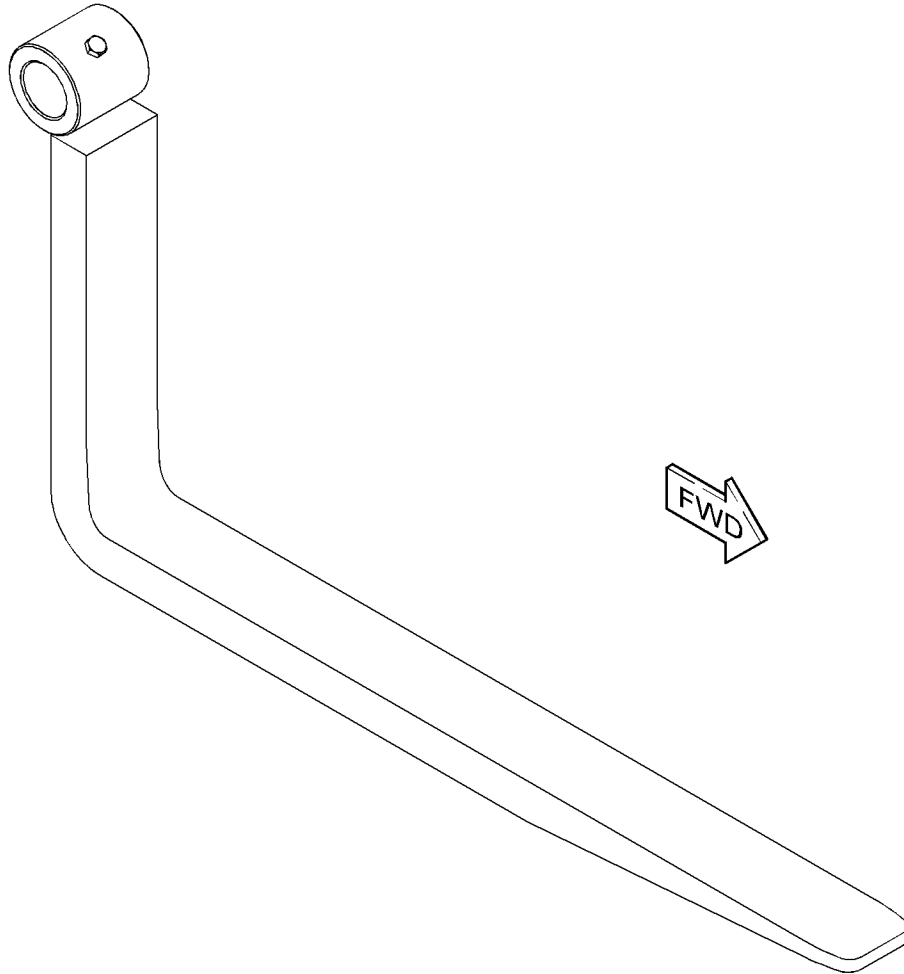
326-1998 CARRIAGE AS-FORK AN ATTACHMENT

SMCS-6402

i06836823

NOTE	REF NO	GRAPHIC REF	PART NUMBER	QTY	PART NAME	SEE PAGE
------	--------	-------------	-------------	-----	-----------	----------

(NO BREAKDOWN OF SERVICEABLE PARTS AVAILABLE AT TIME OF PUBLICATION)



GRAPHIC #1

<END>

g06139872

WORK TOOLS

301-9757 CARRIAGE GP-TILT

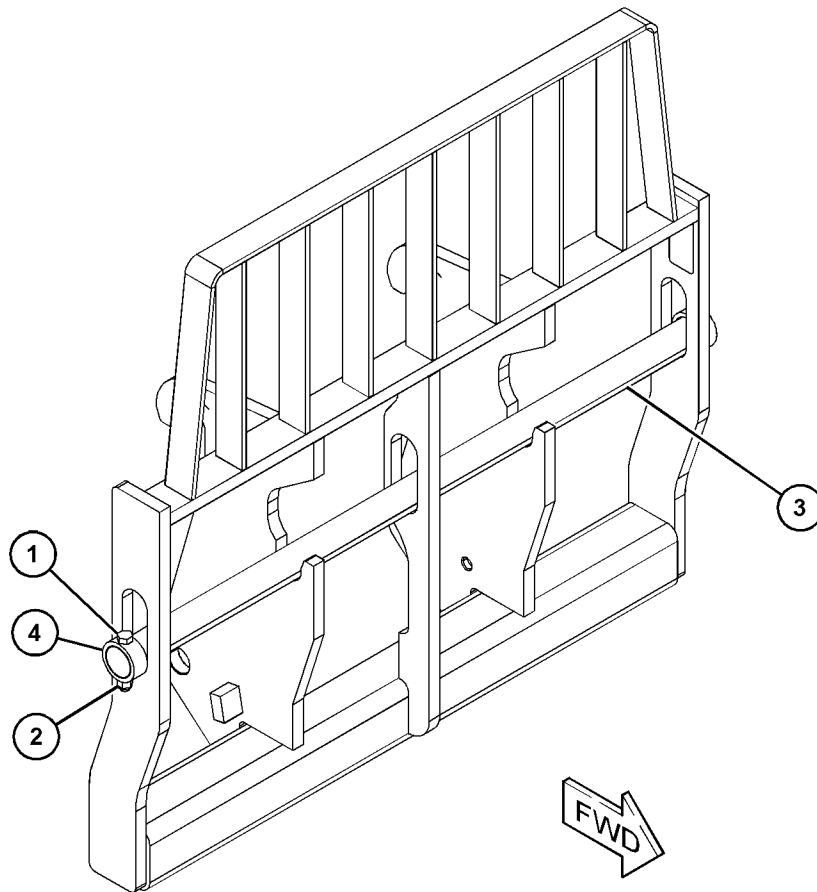
S/N: TD21-UP

1270-MM (50-INCH), FOR USE IN NACD REGION ONLY
AN ATTACHMENT

SMCS-6402, 6409

i05757129

NOTE	REF NO	GRAPHIC REF	PART NUMBER	QTY	PART NAME						SEE PAGE
					1	2	3	4	5	6 (PRODUCT LEVEL)	
1	1	1	303-4741	2	SCREW (5/8-11X4-IN)						
2	1	1	303-4782	2	NUT (0.63-11-THD)						
3	1	1	303-4957	1	PIN						
4	1	1	303-4988	2	COLLAR						



GRAPHIC #1

<END>

g03665648

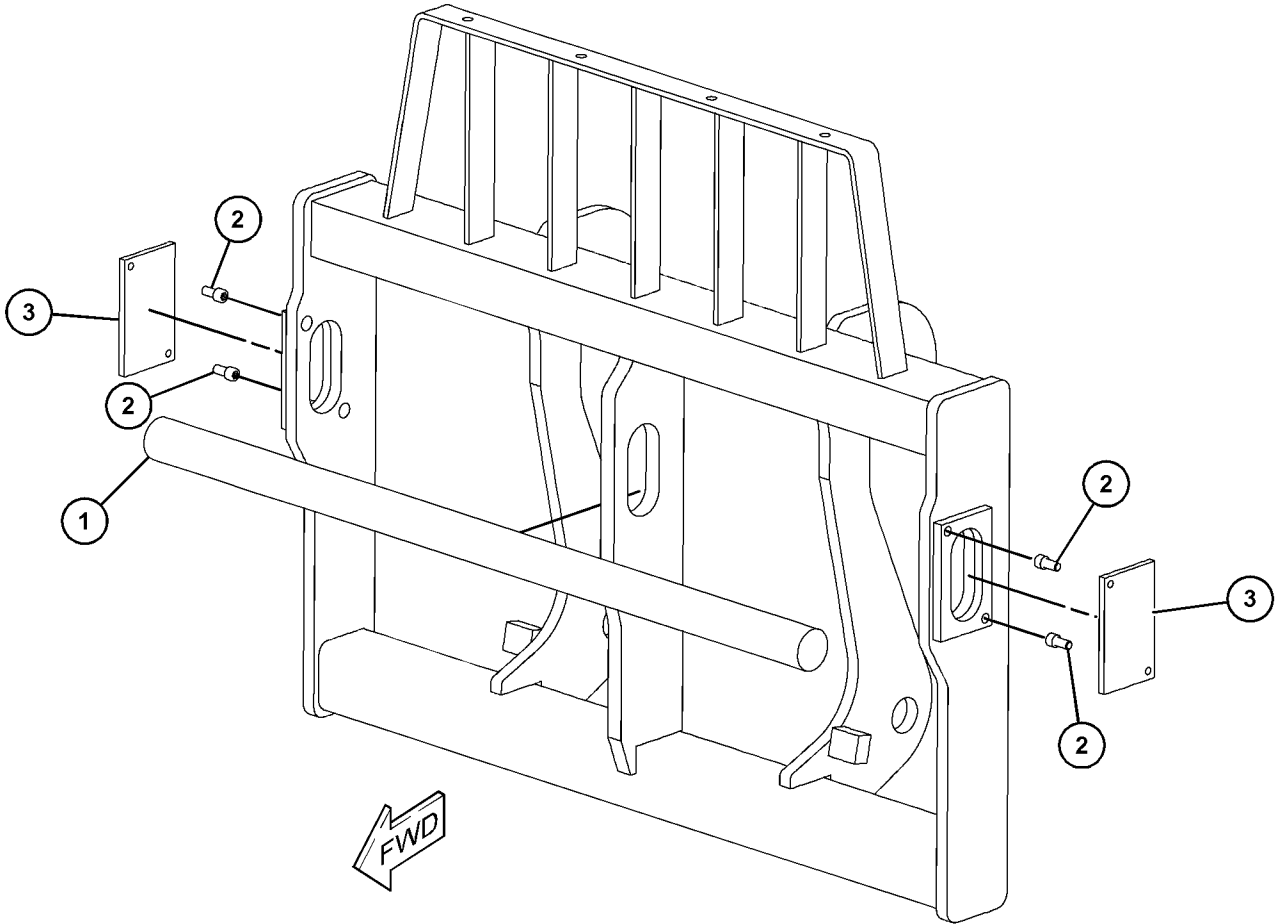
WORK TOOLS

498-6430 CARRIAGE GP AN ATTACHMENT

SMCS-6402, 6409

i06702538

NOTE	REF NO	GRAPHIC REF	PART NUMBER	QTY	PART NAME						SEE PAGE
					1	2	3	4	5	6	
	1	1	329-5284	1	SHAFT						
	2	1	329-5277	4	SCREW						
	3	1	510-5890	2	PLATE-COVER						



GRAPHIC #1

<END>

g06090433

WORK TOOLS

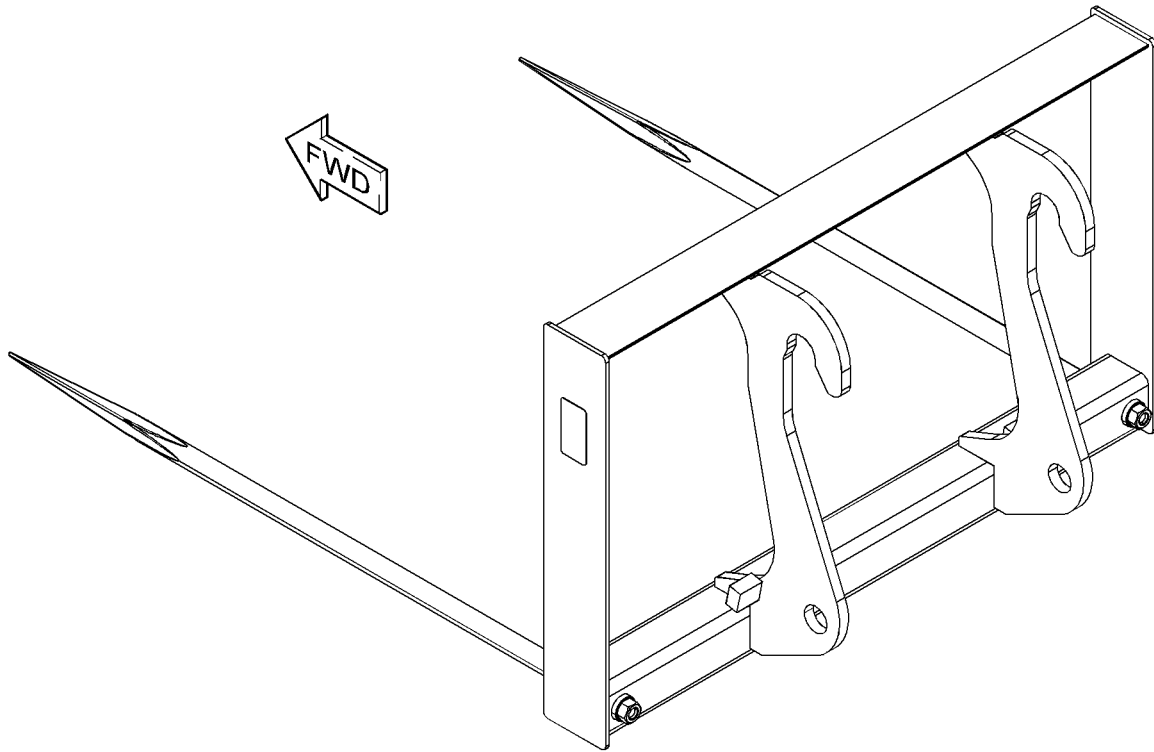
517-6817 CARRIAGE GP AN ATTACHMENT

SMCS-6402, 6409

i06809337

NOTE	REF NO	GRAPHIC REF	PART NUMBER	QTY	PART NAME	SEE PAGE
------	--------	-------------	-------------	-----	-----------	----------

(NO BREAKDOWN OF SERVICEABLE PARTS AVAILABLE AT TIME OF PUBLICATION)



GRAPHIC #1

<END>

g06126605

WORK TOOLS

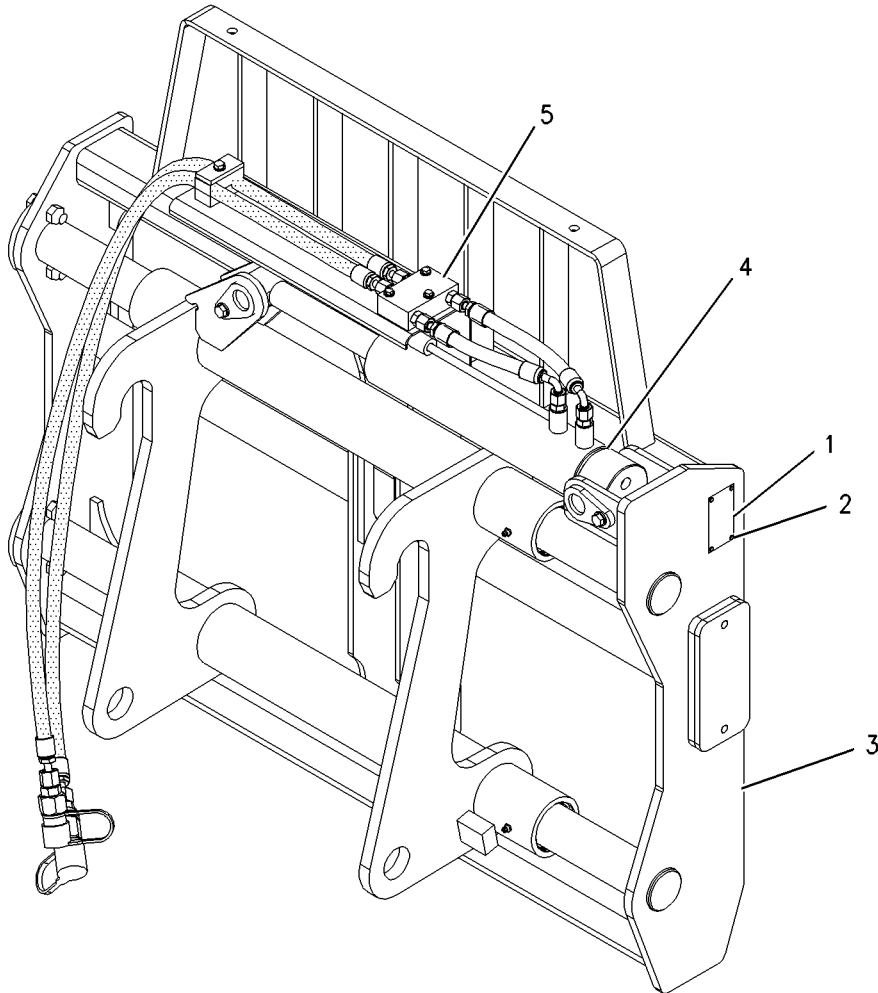
222-6210 CARRIAGE GP-FORK-SIDESHIFT NOR FOR USE WITH NACD REGION AN ATTACHMENT

SMCS-6402

i02545721

NOTE	REF NO	GRAPHIC REF	PART NUMBER	QTY	PART NAME						SEE PAGE
					1	2	3	4	5	6 (PRODUCT LEVEL)	
	1	1	157-4835	1	PLATE-INSTRUCTION (LOAD CAPACITY)						
	2	1	168-8389	4	TACK (METAL)						
Y	3	1	224-5065	1	CARRIAGE GP-SIDESHIFT						425
Y	4	1	224-5083	1	CYLINDER & MTG GP-CARRIAGE (FORK)						303
Y	5	1	224-5092	1	LINES GP-CONNECTING (FORK)						336

Y - SEPARATE ILLUSTRATION



GRAPHIC #1

<END>

g00926619

WORK TOOLS

397-6838 CARRIAGE GP-FORK

S/N: TD21-UP
NACD REGION ONLY
AN ATTACHMENT

SMCS-6402

i06117928

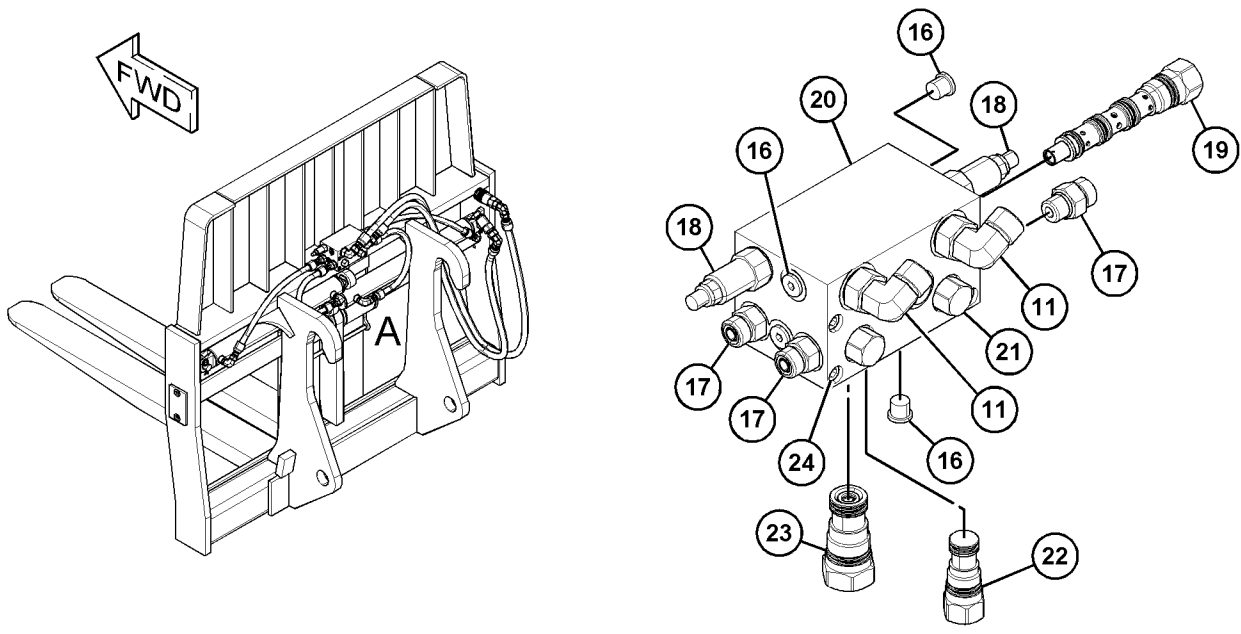
NOTE	REF NO	GRAPHIC REF	PART NUMBER	QTY	PART NAME	SEE PAGE
					1 2 3 4 5 6 (PRODUCT LEVEL)	
	1	1	417-9861	4	BOLT	
	2	1	417-9862	2	PLATE-RETAINER	
	3	1	417-9863	2	PIN	
	4	1	417-9864	2	PIN-COTTER	
Y	5	1	475-9070	1	CYLINDER GP-FORK	315
	6	1	417-9865	1	SHAFT	
	7	1	417-9866	4	ADAPTER	
	8	1	417-9867	2	HOSE AS	
	9	1	417-9868	2	HOSE AS	
	10	1	417-9869	2	HOSE AS	
	11	1	417-9870	2	ADAPTER	
	13	1	417-9871	2	ADAPTER	
	14	1	300-6078	1	COUPLING (FEMALE)	
	15	1	300-6079	1	COUPLING (MALE)	
	16	1	417-9872	6	PLUG	
	17	1	417-9873	4	ADAPTER	
	18	1	417-9874	2	CARTRIDGE	
	19	1	417-9875	1	CARTRIDGE	
	20	1	417-9876	1	VALVE	
	21	1	417-9877	2	CARTRIDGE	
	22	1	417-9878	1	CARTRIDGE	
	23	1	417-9879	1	CARTRIDGE	
	24	1	417-9880	3	BOLT	
	25	1	479-9423	1	CARRIER	
	26	1	479-9424	1	CARRIER	
	27	1	479-9425	1	HOSE AS	
	28	1	479-9426	1	HOSE AS	

Y - SEPARATE ILLUSTRATION

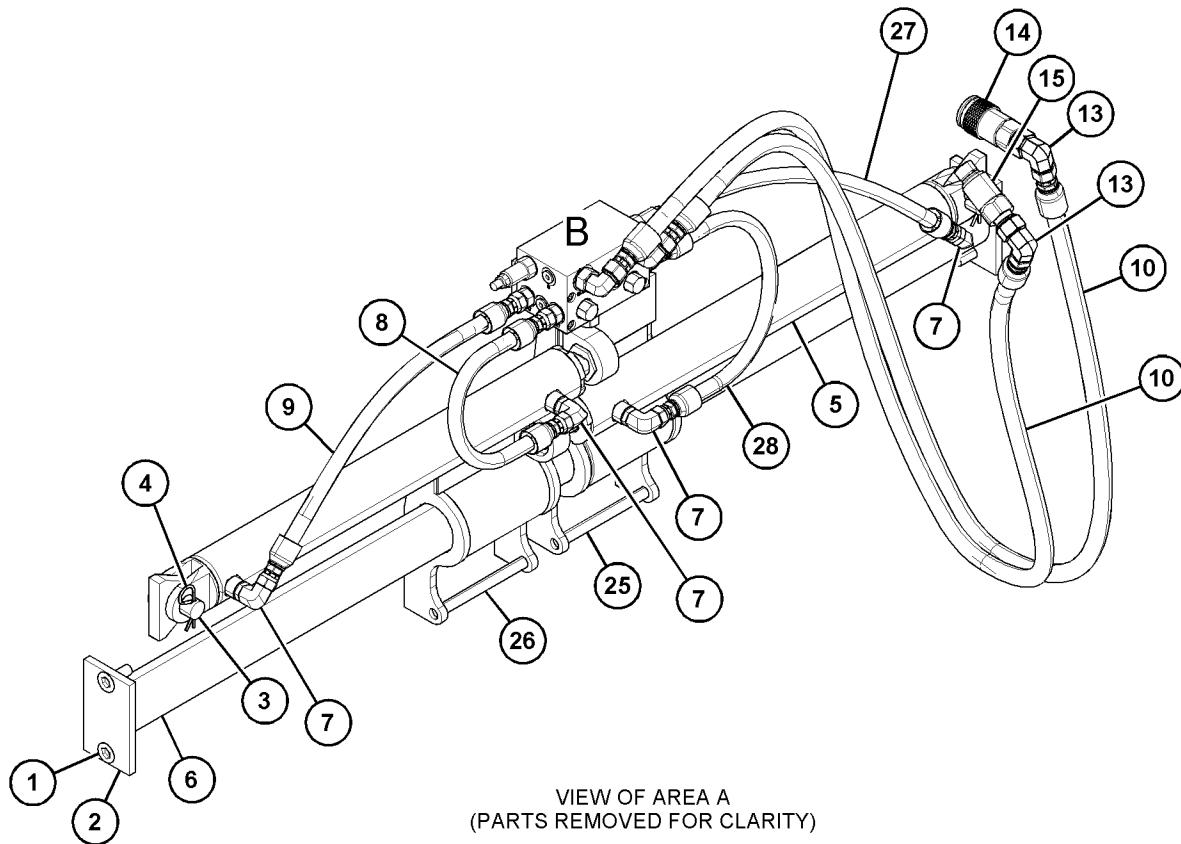
WORK TOOLS

397-6838 CARRIAGE GP-FORK (contd.)

i06117928



VIEW OF AREA B
(PARTS REMOVED FOR CLARITY)



VIEW OF AREA A
(PARTS REMOVED FOR CLARITY)

GRAPHIC #1

<END>

g03826093

WORK TOOLS

474-0141 CARRIAGE GP-FORK

S/N: TD21-UP
(48-IN), NACD REGION ONLY
AN ATTACHMENT

SMCS-6402

i06808195

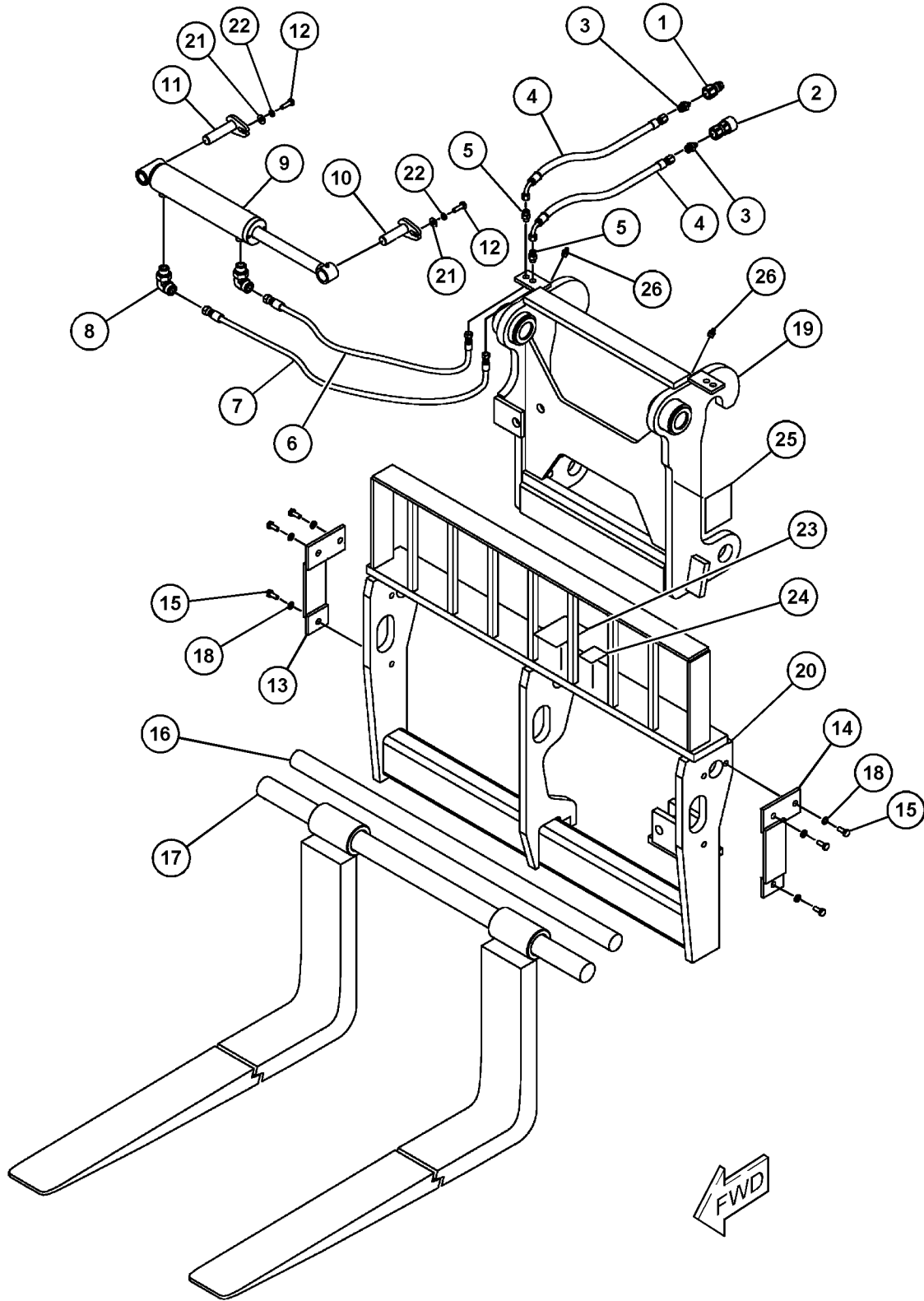
NOTE	REF NO	GRAPHIC REF	PART NUMBER	QTY	PART NAME	SEE PAGE
					1 2 3 4 5 6 (PRODUCT LEVEL)	
	1	1	300-6079	1	COUPLING (MALE)	
	2	1	300-6078	1	COUPLING (FEMALE)	
	3	1	362-2111	2	CONNECTOR	
	4	1	362-2119	2	HOSE AS	
	5	1	362-2104	2	CONNECTOR	
	6	1	362-2118	1	HOSE AS	
	7	1	362-2117	1	HOSE AS	
	8	1	327-6333	2	ELBOW	
Y	9	1	362-2120	1	CYLINDER GP-CARRIAGE	310
	10	1	362-2121	1	TUBE	
	11	1	362-2122	1	PIN	
M	12	1	362-2108	2	BOLT (5/16-24X1-IN)	
	13	1	362-2116	1	PIN	
	14	1	362-2114	1	RETAINER-PLATE	
M	15	1	362-2100	6	BOLT (1/2-13X1.5-IN)	
	16	1	362-2115	1	PIN	
	17	1	327-6277	1	PIN-FORK	
	18	1	327-6329	6	LOCKWASHER	
	19	1	362-2112	1	FRAME-REAR	
C	20	1	362-2113	1	FRAME-FRONT	
	21	1	362-2103	2	WASHER (8X15X2-MM THK)	
	22	1	362-2102	2	LOCKWASHER	
	23	1	327-6325	1	FILM-WARNING (HIGH PRESSURE)	
	24	1	362-2106	1	FILM-INFORMATION (MADE IN USA)	
	25	1	327-6328	2	FILM-WARNING (PINCH POINT)	
	26	1	362-2107	2	FITTING-GREASE	

C - CHANGE FROM PREVIOUS TYPE
M - METRIC PART
Y - SEPARATE ILLUSTRATION

WORK TOOLS

474-0141 CARRIAGE GP-FORK (contd.)

i06808195



GRAPHIC #1

<END>

g03887169

WORK TOOLS

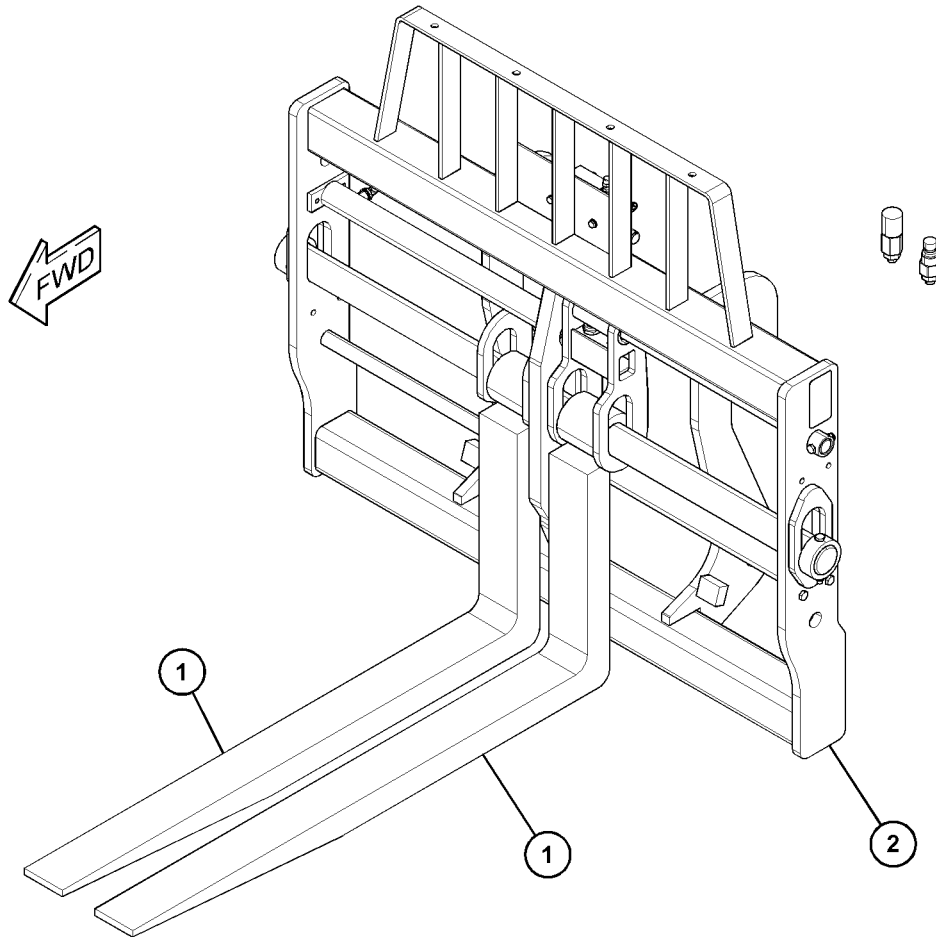
479-0237 CARRIAGE GP-FORK

CAN NOT BE USED IN NACD
AN ATTACHMENT

SMCS-6402

i06642643

NOTE	REF NO	GRAPHIC REF	PART NUMBER	QTY	PART NAME						SEE PAGE
					1	2	3	4	5	6 (PRODUCT LEVEL)	
	1	1	326-1998	2	CARRIAGE AS-FORK						
	2	1	484-6067	1	CARRIAGE GP-FORK						



GRAPHIC #1

<END>

g06086792

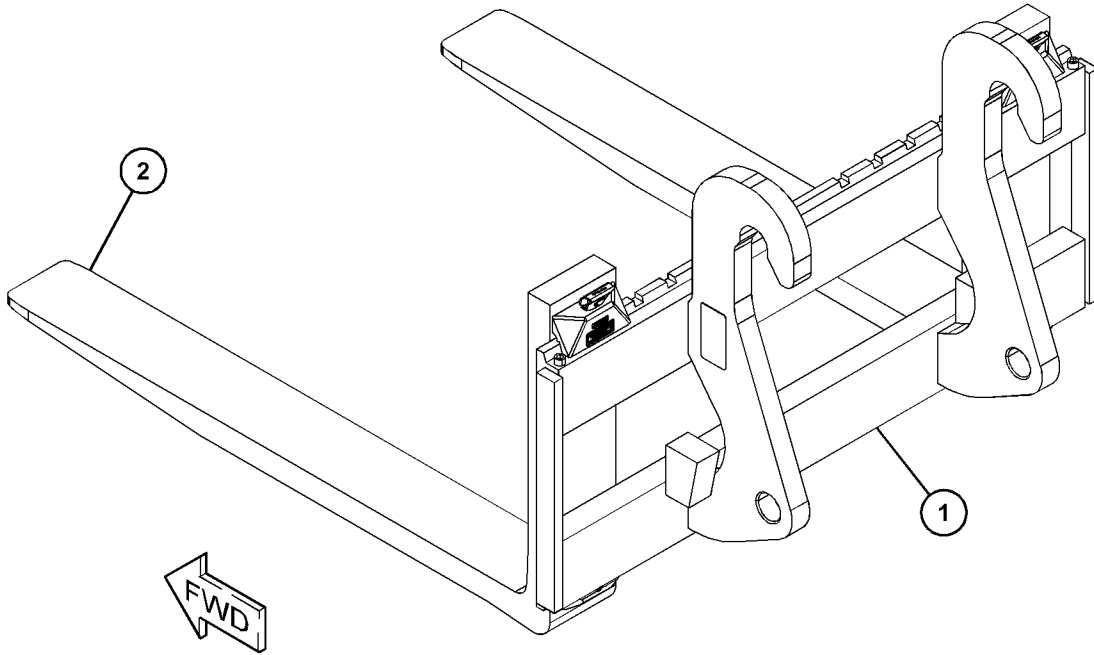
WORK TOOLS

486-0527 CARRIAGE GP-FORK AN ATTACHMENT

SMCS-6402

i06642642

NOTE	REF NO	GRAPHIC REF	PART NUMBER	QTY	PART NAME						SEE PAGE
					1	2	3	4	5	6	
	1	1	505-8348	1	CARRIAGE AS						
	2	1	505-8350	2	FORK						



GRAPHIC #1

<END>

g06090423

WORK TOOLS

231-3229 CARRIAGE GP-ROTATING-STANDARD NOT FOR NACD REGION AN ATTACHMENT

SMCS-6408, 6409

i02449798

NOTE	REF NO	GRAPHIC REF	PART NUMBER	QTY	PART NAME						SEE PAGE
					1	2	3	4	5	6 (PRODUCT LEVEL)	
	1	1	8T-1114	1	BEARING						
	2	1	157-4835	1	PLATE-INSTRUCTION (LOAD CAPACITY)						
	3	1	160-4129	1	SHAFT						
	4	1	160-4657	1	SHAFT						
	5	1	160-4659	2	SPACER (50.25X57X43.5-MM THK)						
	6	1	163-3101	2	PLATE						
	7	1	168-8389	4	TACK (METAL)						
	8	1	227-5749	1	CARRIER GP-FORK						
	9	1	231-3230	1	CARRIAGE AS						
Y	10	1	235-2662	1	CYLINDER & MTG GP-CARRIAGE (ROTATING)						304
Y	11	1	235-2663	1	LINES GP-HYDRAULIC (ROTATING CARRIAGE)						346
	12	1	3B-8488	1	FITTING-GREASE (1/8-27 PTF)						
	13	1	6V-8757	2	RING-RETAINING						
	14	1	8T-0707	2	RING-RETAINING (INTERNAL)						
M	15	1	8T-4192	4	BOLT (M12X1.75X25-MM)						
	16	1	8T-4223	4	WASHER-HARD (13.5X25.5X3-MM THK)						

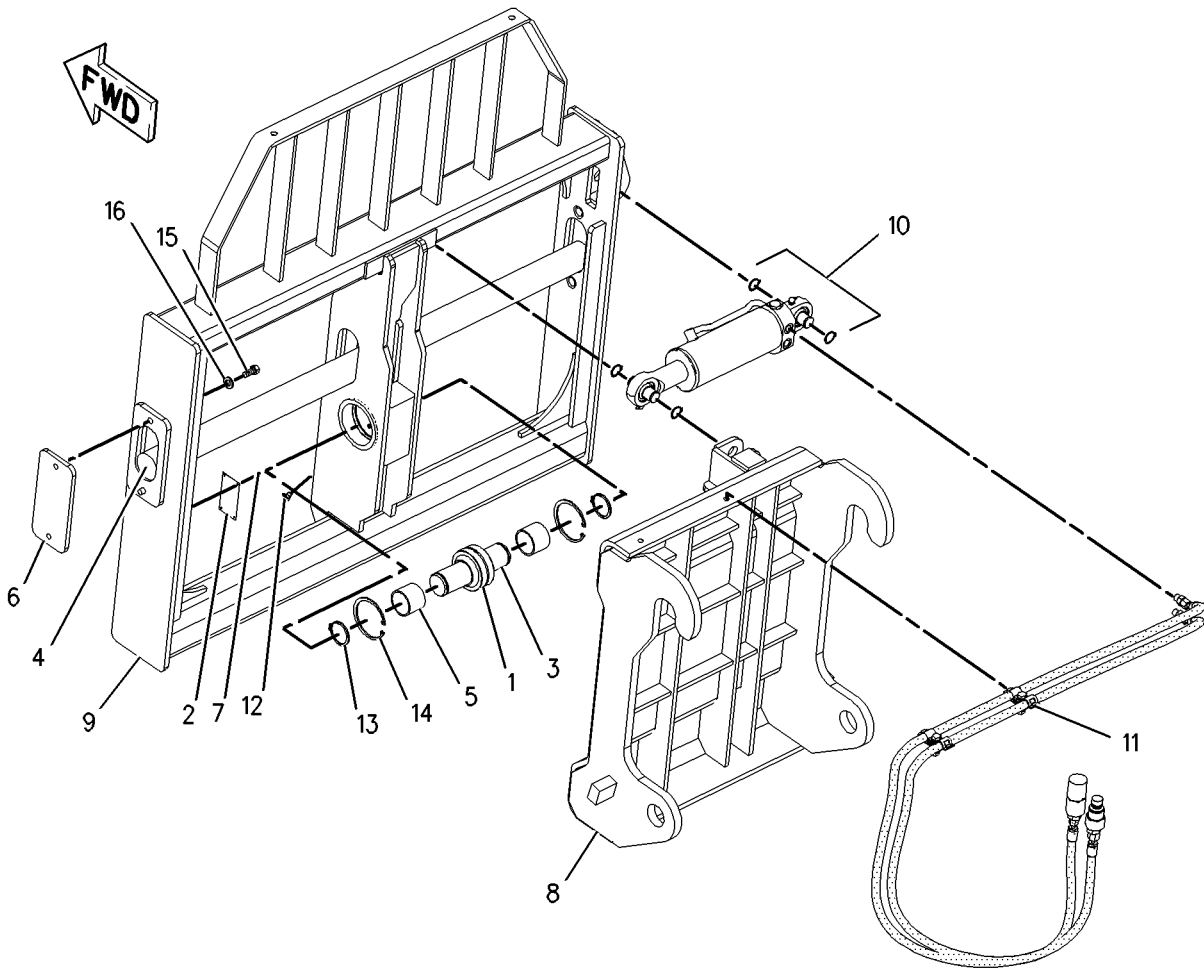
M - METRIC PART

Y - SEPARATE ILLUSTRATION

WORK TOOLS

231-3229 CARRIAGE GP-ROTATING (contd.)

i02449798



GRAPHIC #1

<END>

g00993735

WORK TOOLS

375-6292 CARRIAGE GP-ROTATING

S/N: TD21-UP
FOR USE IN NACD REGION
AN ATTACHMENT

SMCS-6408, 6409

i06714466

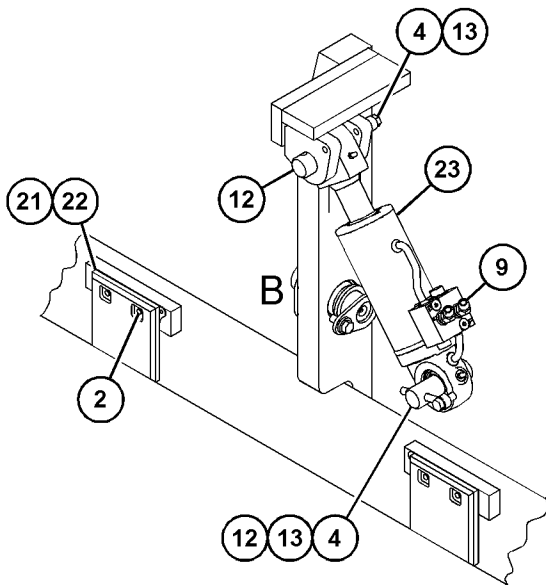
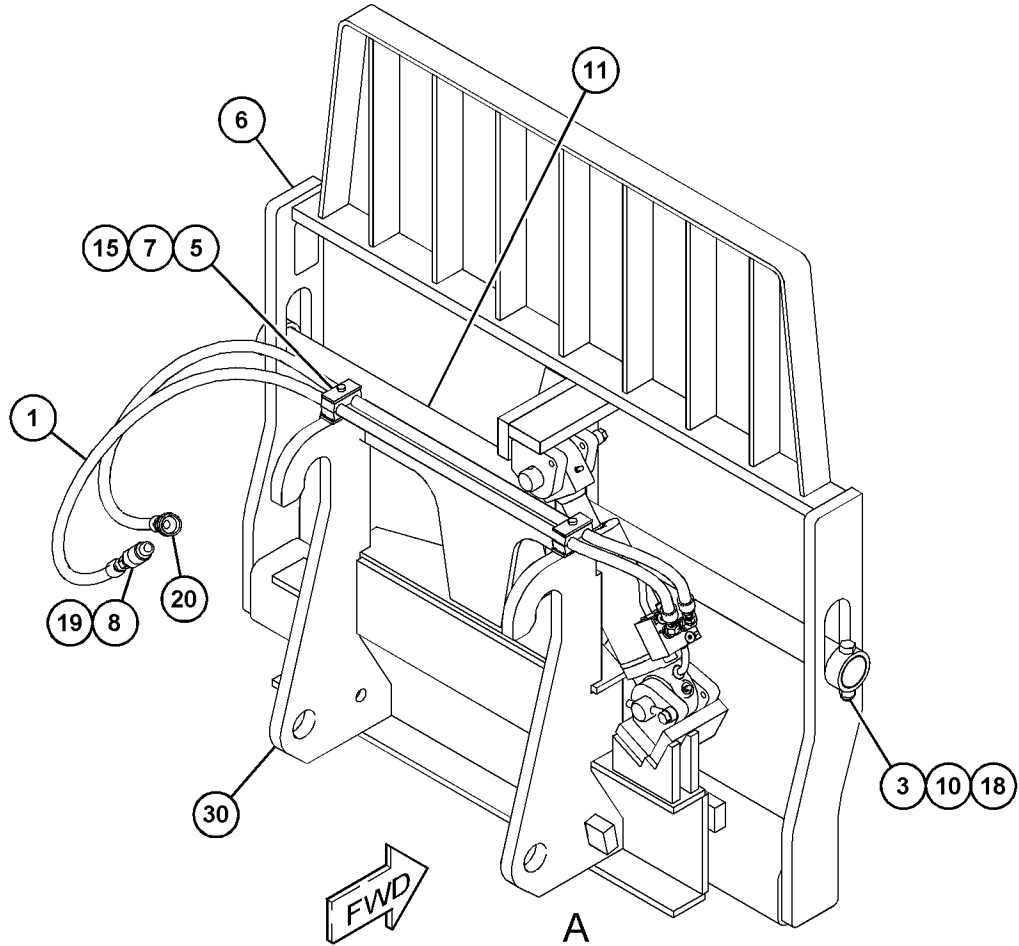
NOTE	REF NO	GRAPHIC REF	PART NUMBER	QTY	PART NAME						SEE PAGE
					1	2	3	4	5	6 (PRODUCT LEVEL)	
I	1	1	375-6294	2	HOSE AS						
	2	1	297-7033	4	BOLT (3/8-16X1.5-IN)						
	3	1	303-4741	2	SCREW (5/8-11X4-IN)						
	4	1	297-7077	3	SCREW (0.5-13X1.25-IN)						
M	5	1	7X-0818	2	BOLT (M8X1.25X45-MM)						
	6	1	309-4320	1	CARRIAGE AS						
	7	1	102-8705	2	PLATE						
	8	1	330-8325	2	ADAPTER						
	9	1	303-4760	2	FITTING						
	10	1	303-4782	2	NUT (0.63-11-THD)						
	11	1	303-4957	1	PIN						
	12	1	309-4322	2	PIN						
	13	1	309-4323	2	ROD						
	14	1	298-7392	1	WASHER-HARD (0.5X1.1X0.19-MM THK)						
	15	1	456-3152	2	CLAMP						
	16	1	375-0099	6	SCREW (3/8-16X1.25-IN)						
	17	1	298-1612	1	FITTING						
	18	1	303-4988	2	COLLAR						
	19	1	300-6078	1	COUPLING (FEMALE)						
	20	1	300-6079	1	COUPLING (MALE)						
	21	1	309-4311	2	PAD AS						
	22	1	309-4312	4	SHIM (0.06-MM THK)						
Y	23	1	466-8312	1	CYLINDER GP-TILT						321
	24	1	309-4318	1	BEARING						
	25	1	339-4396	1	PIN-PIVOT						
	26	1	339-4397	2	SPACER (2.1X2.5X0.250-MM THK)						
	28	1	374-7352	1	SHIM (0.25-MM THK)						
	29	1	374-7353	1	PLATE						
	30	1	375-2016	1	COUPLER AS						

I - REFER TO HYDRAULIC INFORMATION SYSTEM
M - METRIC PART
Y - SEPARATE ILLUSTRATION

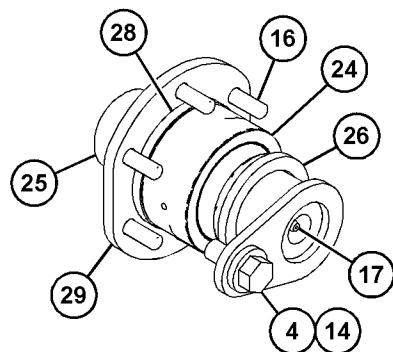
WORK TOOLS

375-6292 CARRIAGE GP-ROTATING (contd.)

i06714466



VIEW OF AREA A
(PARTS REMOVED FOR CLARITY)



VIEW OF AREA B
(PARTS REMOVED FOR CLARITY)

GRAPHIC #1

<END>

g03662347

WORK TOOLS

224-5065 CARRIAGE GP-SIDESHIFT

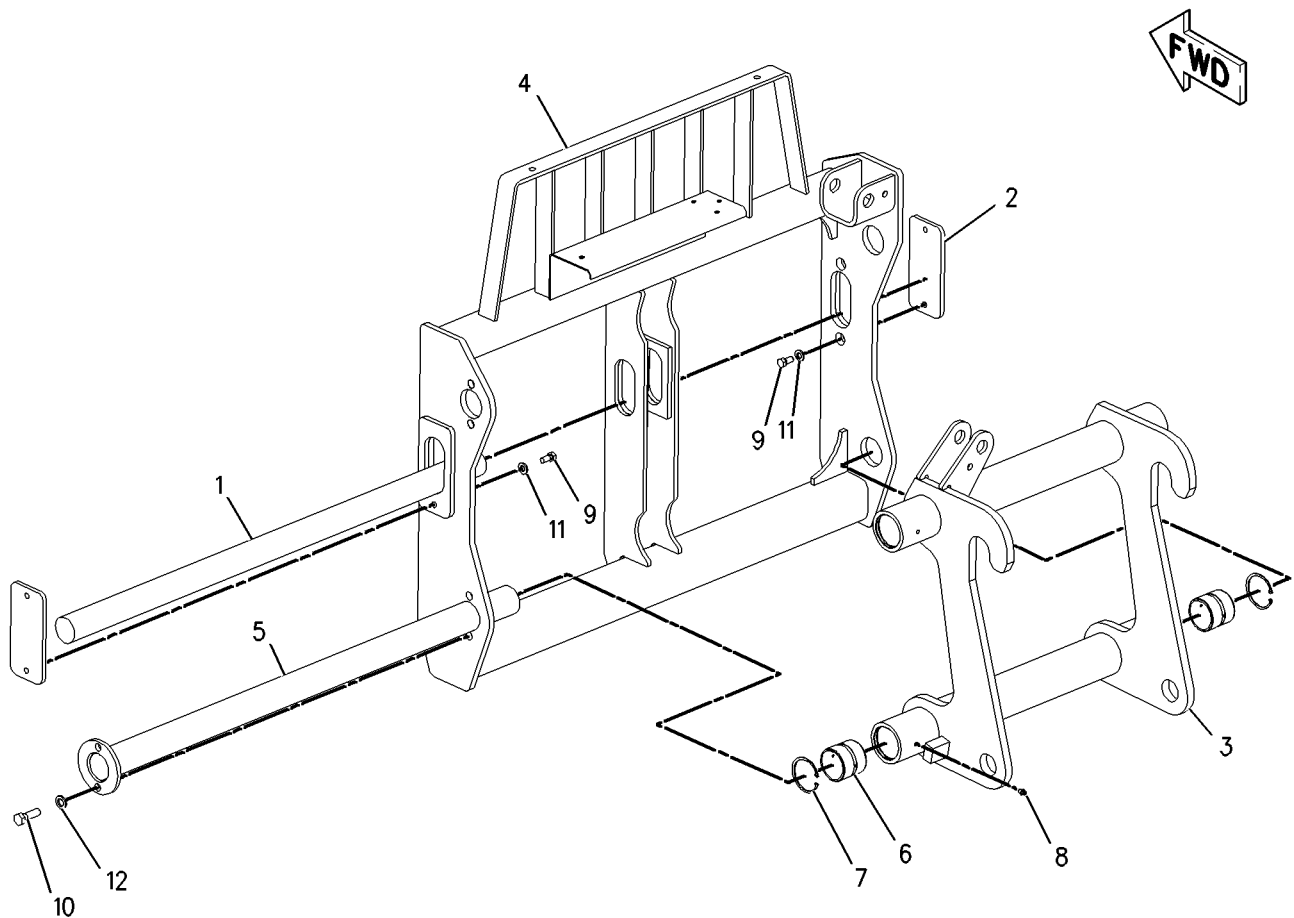
PART OF 222-6210 CARRIAGE GP-FORK
AN ATTACHMENT

SMCS-6425

i01851487

NOTE	REF NO	GRAPHIC REF	PART NUMBER	QTY	PART NAME						SEE PAGE
					1	2	3	4	5	6	
	1	1	160-4657	1	SHAFT						
	2	1	163-3101	2	PLATE						
	3	1	224-5066	1	CARRIER AS						
	4	1	224-5072	1	CARRIAGE AS						
	5	1	224-5079	2	GUIDE AS						
	6	1	224-5082	4	BUSHING						
	7	1	2R-1236	4	RING-RETAINING (LOCK, INTERNAL)						
	8	1	3B-8489	4	FITTING-GREASE (1/8-27 PTF)						
M	9	1	8T-4192	4	BOLT (M12X1.75X25-MM)						
M	10	1	8T-4193	4	BOLT (M16X2X50-MM)						
	11	1	8T-4223	4	WASHER-HARD (13.5X25.5X3-MM THK)						
	12	1	9X-8257	4	WASHER (17.5X30X3.5-MM THK)						

M - METRIC PART



GRAPHIC #1

<END>

g00929371

WORK TOOLS

495-3026 COUPLER & MTG GP-QUICK

PART OF 505-6190 COUPLER AR-QUICK

AN ATTACHMENT

SMCS-6129

i06603071

NOTE	REF NO	GRAPHIC REF	PART NUMBER	QTY	PART NAME						SEE PAGE
					1	2	3	4	5	6 (PRODUCT LEVEL)	
B	1	1	495-3025	1	SHIM (2-MM THK)						
B	2	1	495-3024	1	SHIM (0.5-MM THK)						
M	3	1	8T-5041	1	BOLT (M12X1.75X120-MM)						
M	4	1	8T-4200	4	BOLT (M8X1.25X16-MM)						
M	5	1	309-9185	1	LOCKNUT (M12X1.75-THD)						
	6	1	8T-4224	4	WASHER-HARD (8.8X16X2-MM THK)						
	7	1	495-3016	1	PLATE						
	8	1	495-3023	1	PIN						
	9	1	<i>495-3022</i>	1	COUPLER GP-QUICK						
M		1	8T-0325	1	BOLT (M5X0.8X14-MM)						
		1	459-6115	1	CHAIN AS						
		1	473-6297	1	PIN AS						
		1	495-3018	1	COUPLER AS						
	10	1	<i>495-3021</i>	1	PIN GP-COUPLER						
M		1	8T-5001	1	BOLT (M12X1.75X130-MM)						
		1	323-5623	1	FITTING						
		1	495-3020	1	PIN						

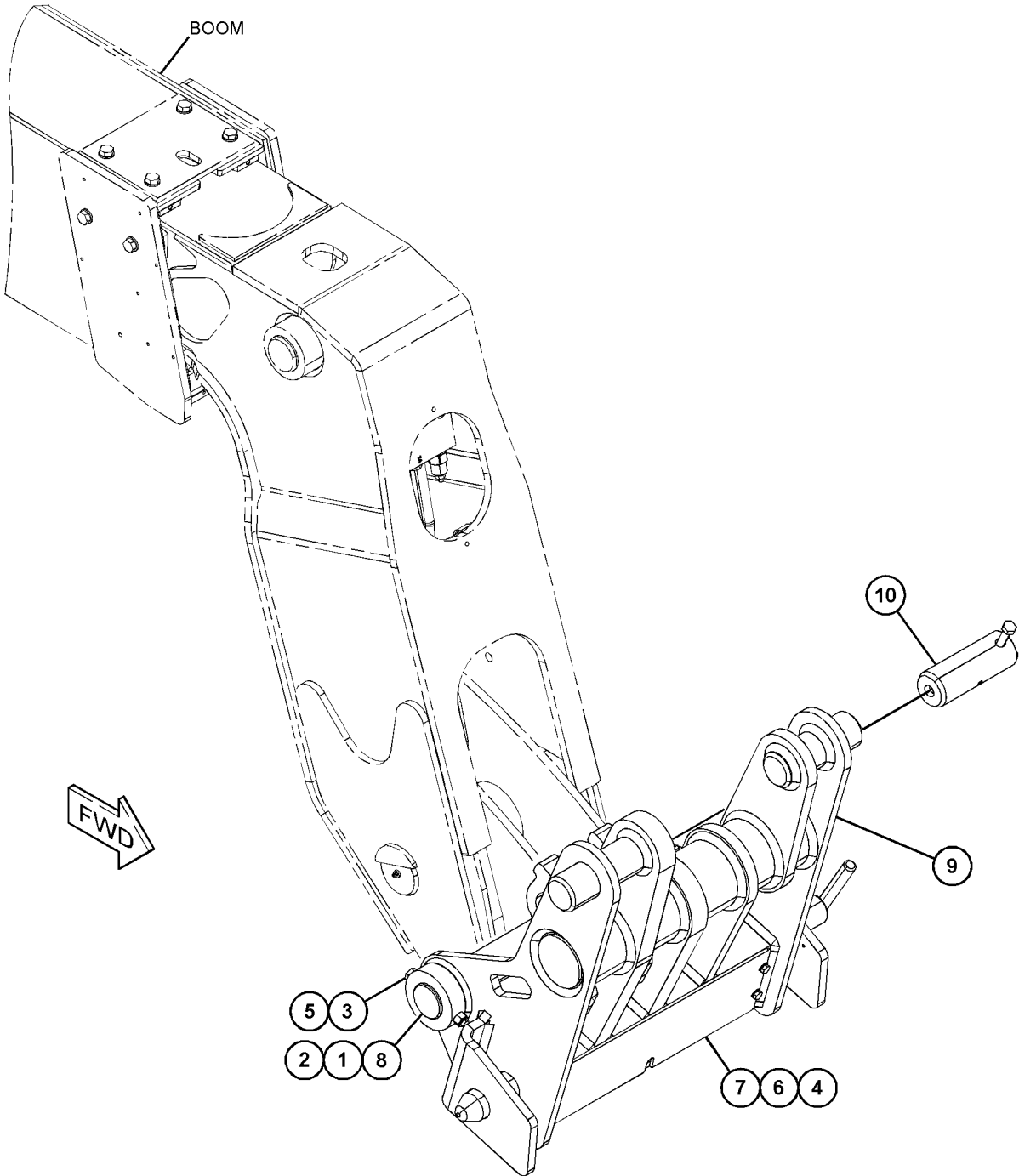
B - USE AS REQUIRED

M - METRIC PART

WORK TOOLS

495-3026 COUPLER & MTG GP-QUICK (contd.)

106603071



GRAPHIC #1

<END>

g06048357

WORK TOOLS

505-6190 COUPLER AR-QUICK-MANUAL FOR USE WITH 492-3922, 492-3925 AN ATTACHMENT

SMCS-6129

i06604859

NOTE	PART NUMBER	QTY	PART NAME						SEE PAGE
			1	2	3	4	5	6 (PRODUCT LEVEL)	
Y	495-3026	1	COUPLER & MTG GP-QUICK						426
Y	502-0366	1	LINES GP-COUPLER						345
Y - SEPARATE ILLUSTRATION									
<END>									

505-6192 COUPLER AR-QUICK FOR USE WITH 495-7651, 495-7652, 505-6192 AN ATTACHMENT

SMCS-6129

i06604856

NOTE	PART NUMBER	QTY	PART NAME						SEE PAGE
			1	2	3	4	5	6 (PRODUCT LEVEL)	
Y	495-4709	1	COUPLER GP-QUICK						430
Y	502-0366	1	LINES GP-COUPLER						345
Y - SEPARATE ILLUSTRATION									
<END>									

WORK TOOLS

495-3019 COUPLER GP-QUICK

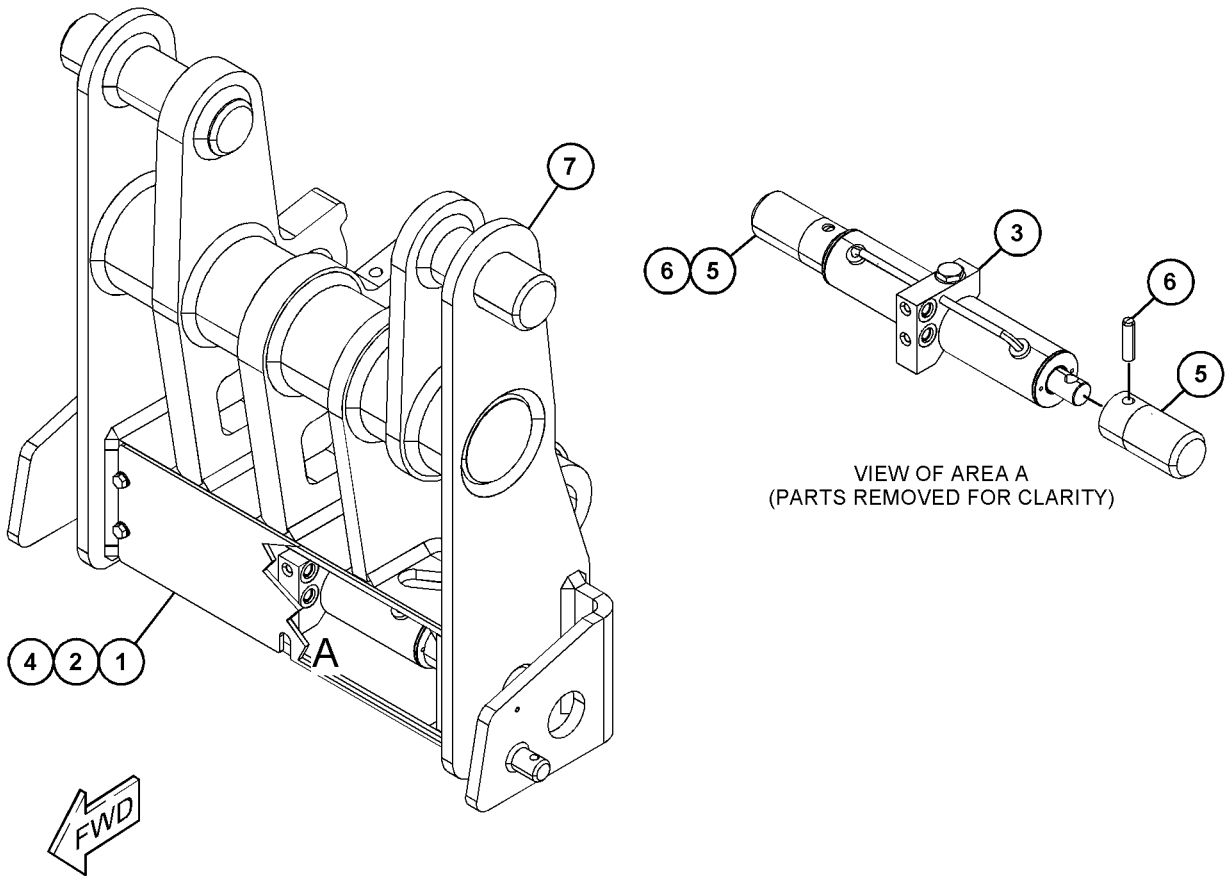
PART OF 495-4709 COUPLER GP-QUICK
AN ATTACHMENT

SMCS-6129

i06711077

NOTE	REF NO	GRAPHIC REF	PART NUMBER	QTY	PART NAME						SEE PAGE
					1	2	3	4	5	6	
M	1	1	8T-4200	4	BOLT (M8X1.25X16-MM)						
	2	1	8T-4224	4	WASHER-HARD (8.8X16X2-MM THK)						
Y	3	1	367-6694	1	CYLINDER GP-COUPLER						313
	4	1	495-3016	1	PLATE						
	5	1	495-3017	2	ROD						
	6	1	477-5548	2	PIN-GROOVED						
	7	1	495-3018	1	COUPLER AS						

M - METRIC PART
Y - SEPARATE ILLUSTRATION



GRAPHIC #1

<END>

g06093064

WORK TOOLS

495-4709 COUPLER GP-QUICK

PART OF 505-6192 COUPLER AR-QUICK

AN ATTACHMENT

SMCS-6129

i06810937

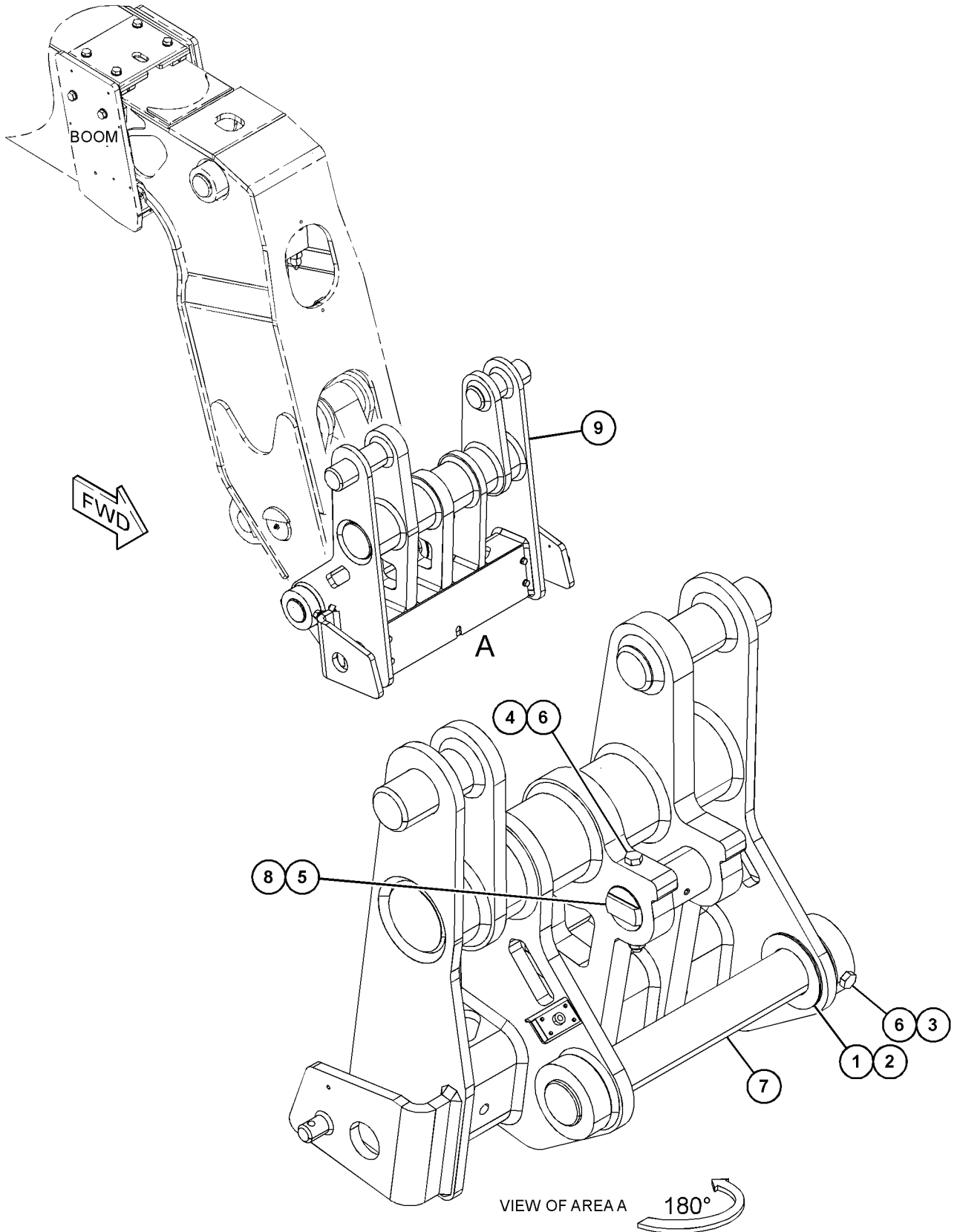
NOTE	REF NO	GRAPHIC REF	PART NUMBER	QTY	PART NAME	SEE PAGE
					1 2 3 4 5 6 (PRODUCT LEVEL)	
B	1	1	495-3025	1	SHIM (2-MM THK)	
B	2	1	495-3024	1	SHIM (0.5-MM THK)	
M	3	1	8T-5041	1	BOLT (M12X1.75X120-MM)	
M	4	1	8T-5092	1	BOLT (M12X1.75X150-MM)	
	5	1	323-5623	1	FITTING	
M	6	1	309-9185	2	LOCKNUT (M12X1.75-THD)	
	7	1	495-3023	1	PIN	
	8	1	495-3020	1	PIN	
Y	9	1	495-3019	1	COUPLER GP-QUICK	429

B - USE AS REQUIRED
M - METRIC PART
Y - SEPARATE ILLUSTRATION

WORK TOOLS

495-4709 COUPLER GP-QUICK (contd.)

i06810937



GRAPHIC #1

<END>

g06095264

WORK TOOLS

301-9756 FORK AS

S/N: TD21-UP

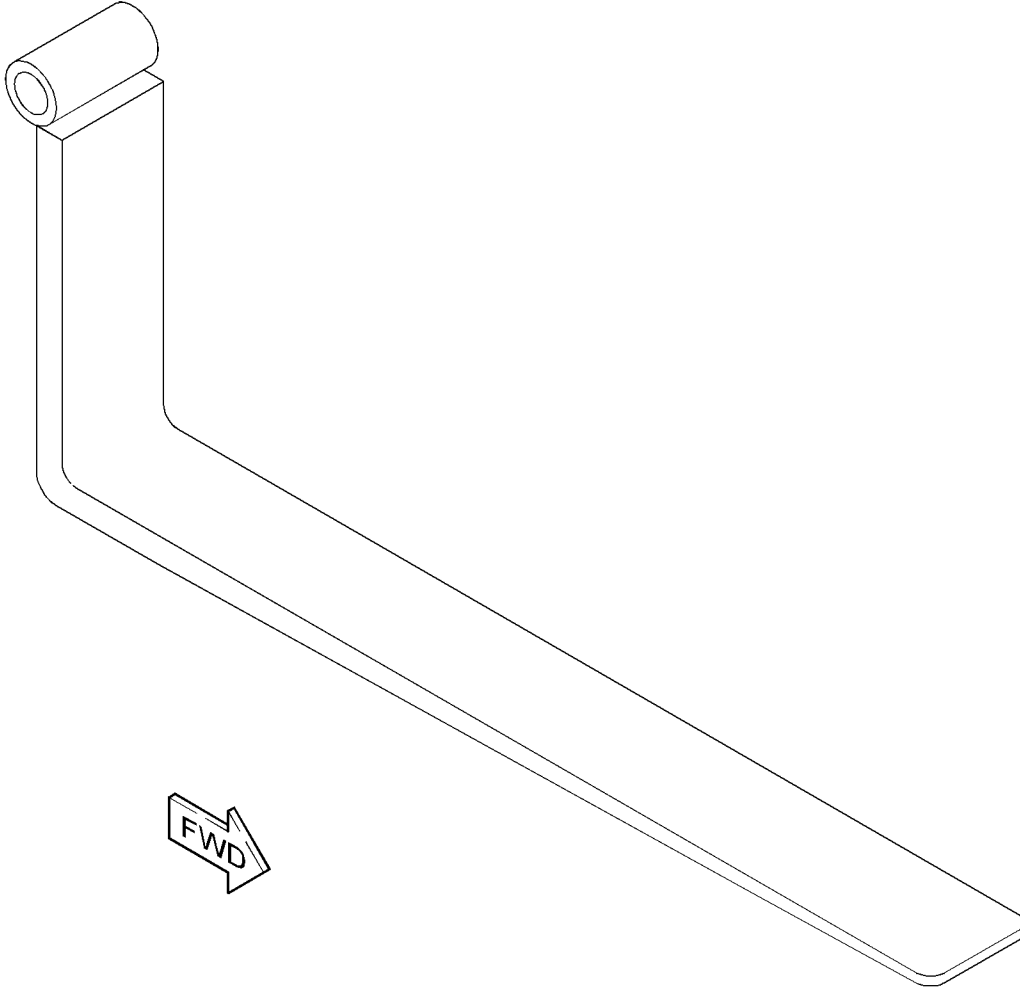
180-MM (7-IN) X 45-MM (1.8-IN) X 1540-MM (61-IN), FOR USE IN NACD REGION
AN ATTACHMENT

SMCS-6405

i06883805

NOTE	REF NO	GRAPHIC REF	PART NUMBER	QTY	PART NAME	SEE PAGE
					1 2 3 4 5 6 (PRODUCT LEVEL)	

(NO SERVICED PARTS)



GRAPHIC #1

<END>

g03756997

WORK TOOLS

301-9752 FORK AS-BLOCK

S/N: TD21-UP

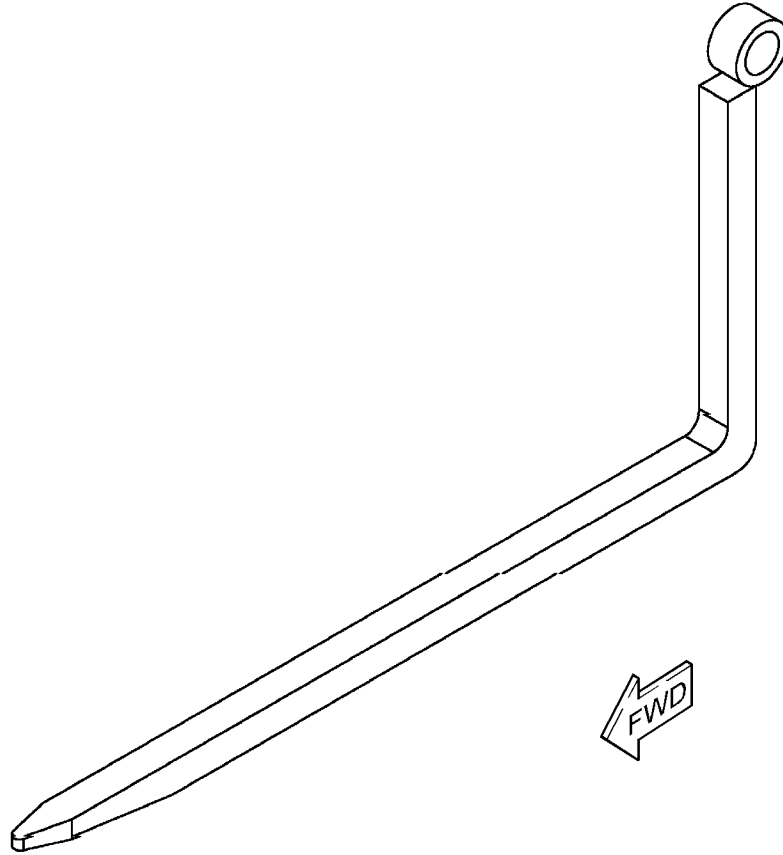
50-MM (2-IN) X 50-MM (2-IN) X 1220-MM (48-IN), FOR USE IN NACD REGION
AN ATTACHMENT

SMCS-6405

i06885239

NOTE	REF NO	GRAPHIC REF	PART NUMBER	QTY	PART NAME	SEE PAGE
					1 2 3 4 5 6 (PRODUCT LEVEL)	

(NO SERVICED PARTS)



GRAPHIC #1

<END>

g03745652

WORK TOOLS

301-9753 FORK AS-PALLET

S/N: TD21-UP

125-MM (4.9-IN) X 60-MM (2.4-IN) X 1220-MM (48-IN), FOR USE IN NACD REGION ONLY
AN ATTACHMENT

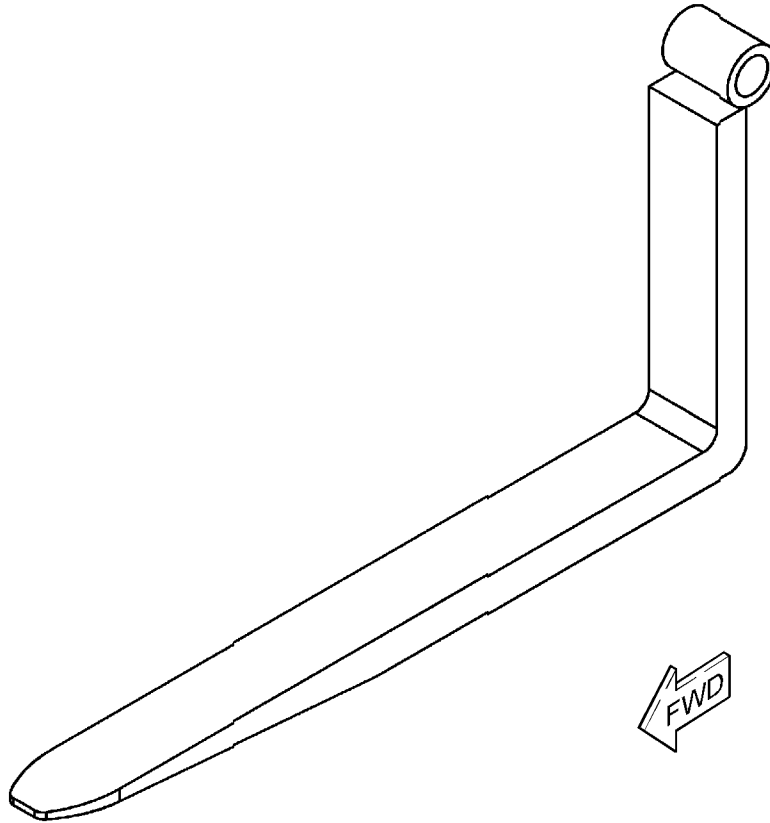
SMCS-6136, 6405

i06885241

NOTE	REF NO	GRAPHIC REF	PART NUMBER	QTY	PART NAME	SEE PAGE
------	--------	-------------	-------------	-----	-----------	----------

1 2 3 4 5 6 (PRODUCT LEVEL)

(NO SERVICED PARTS)



GRAPHIC #1

<END>

g03745664

WORK TOOLS

301-9754 FORK AS-PALLET

S/N: TD21-UP

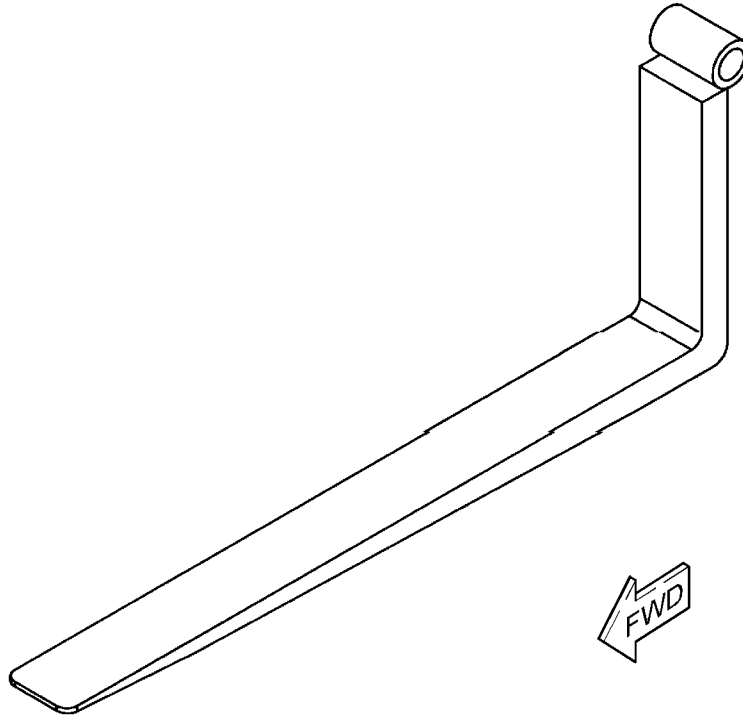
150-MM (5.9-IN) X 60-MM (2.4-IN) X 1524-MM (60-IN), FOR USE IN NACD REGION ONLY
AN ATTACHMENT

SMCS-6136, 6405

i06885246

NOTE	REF NO	GRAPHIC REF	PART NUMBER	QTY	PART NAME	SEE PAGE
------	--------	-------------	-------------	-----	-----------	----------

1 2 3 4 5 6 (PRODUCT LEVEL)
(NO SERVICED PARTS)



GRAPHIC #1

<END>

g03745642

WORK TOOLS

301-9755 FORK AS-PALLET

S/N: TD21-UP

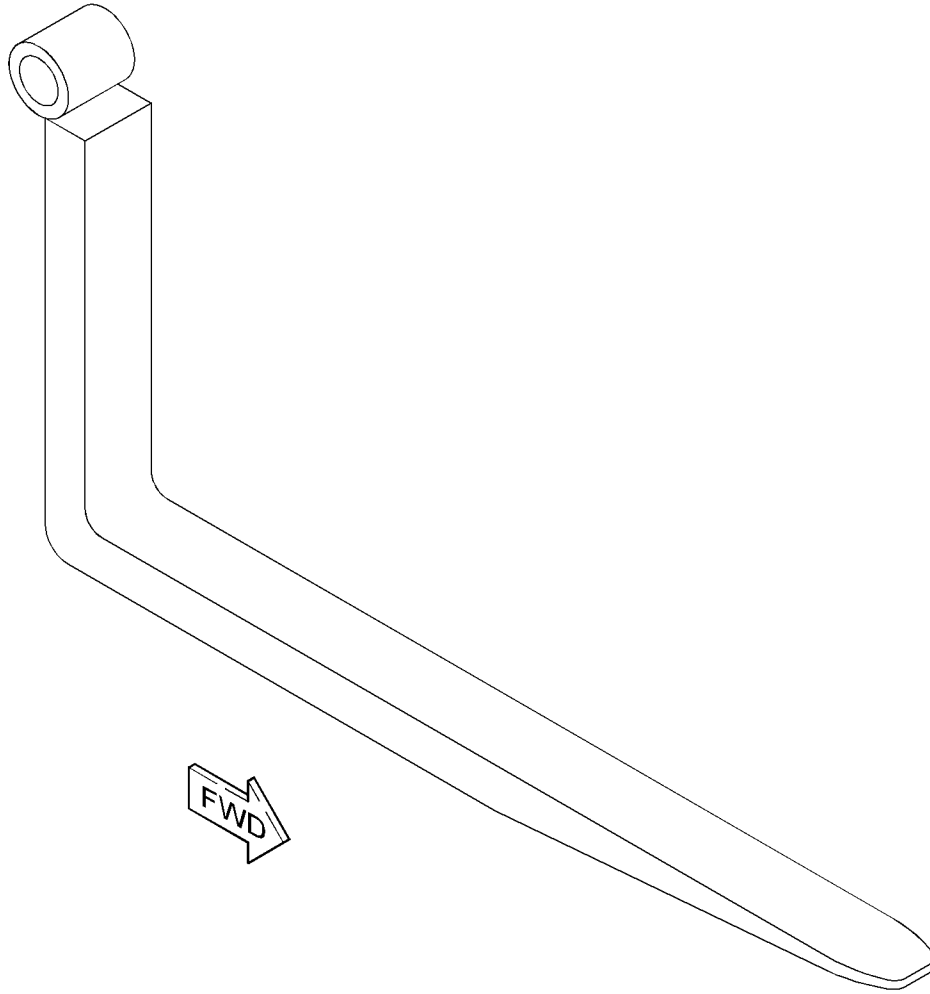
100-MM (3.9-IN) X 60-MM (2.4-IN) X 1220-MM (48-IN), FOR USE IN NACD REGION
AN ATTACHMENT

SMCS-6136, 6405

i05992169

NOTE	REF NO	GRAPHIC REF	PART NUMBER	QTY	PART NAME	SEE PAGE
------	--------	-------------	-------------	-----	-----------	----------

1 2 3 4 5 6 (PRODUCT LEVEL)
(NO BREAKDOWN OF SERVICEABLE PARTS AVAILABLE
AT TIME OF PUBLICATION)



GRAPHIC #1

<END>

g03757036

WORK TOOLS

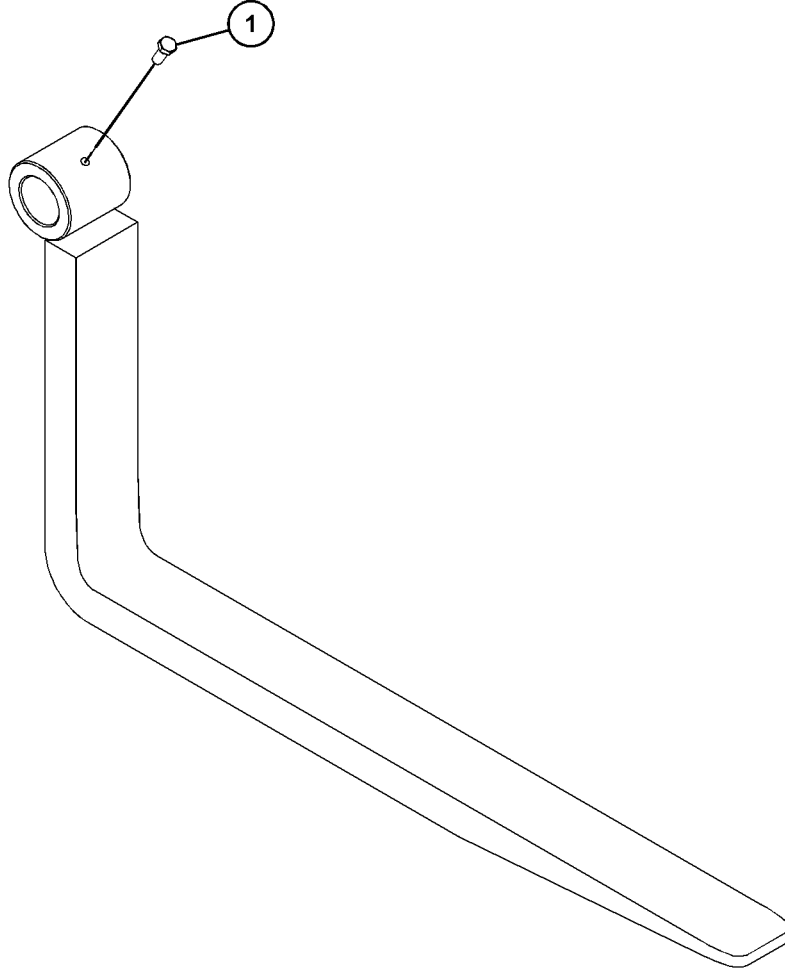
364-5356 FORK GP 4000-KG, CAN NOT BE USED IN NACD AN ATTACHMENT

SMCS-6405

i06809395

NOTE	REF NO	GRAPHIC REF	PART NUMBER	QTY	PART NAME						SEE PAGE
					1	2	3	4	5	6 (PRODUCT LEVEL)	
M	1	1	510-5662	1	BOLT (M16X2X30-MM)						

M - METRIC PART



GRAPHIC #1

<END>

g06126600

WORK TOOLS

463-1675 FORK GP

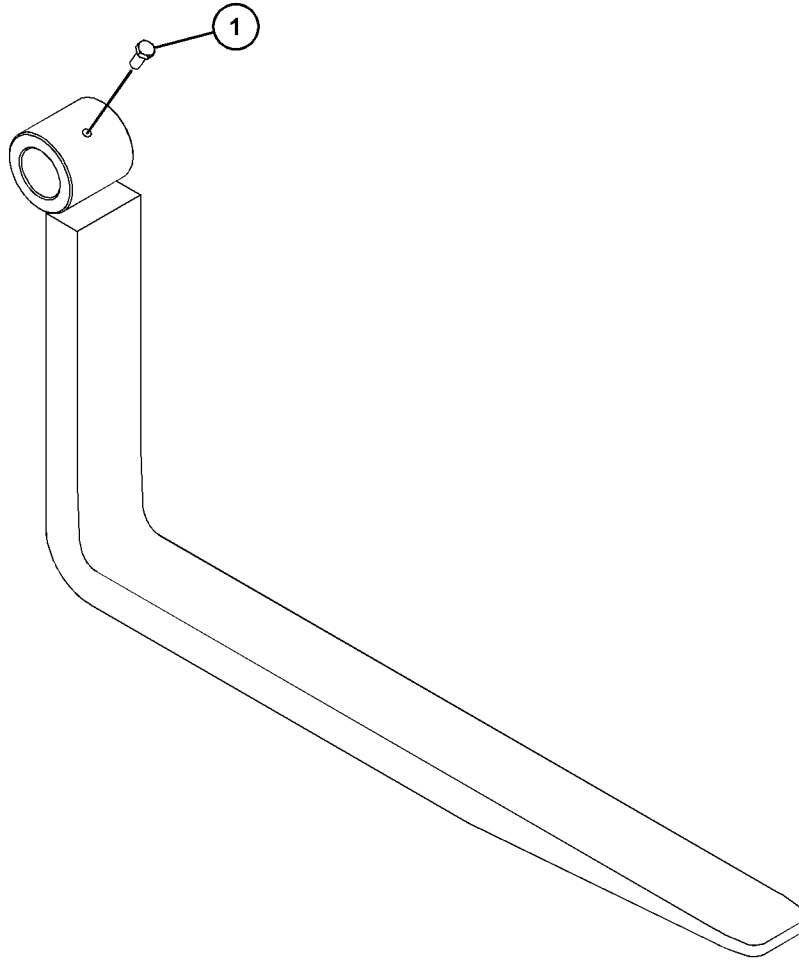
NOT FOR USE IN NACD REGION
AN ATTACHMENT

SMCS-6405

i06736229

NOTE	REF NO	GRAPHIC REF	PART NUMBER	QTY	PART NAME						SEE PAGE
					1	2	3	4	5	6 (PRODUCT LEVEL)	
M	1	1	6V-3668	1	BOLT (M12X1.75X30-MM)						

M - METRIC PART



GRAPHIC #1

<END>

g06114235

WORK TOOLS

485-7240 FORK GP

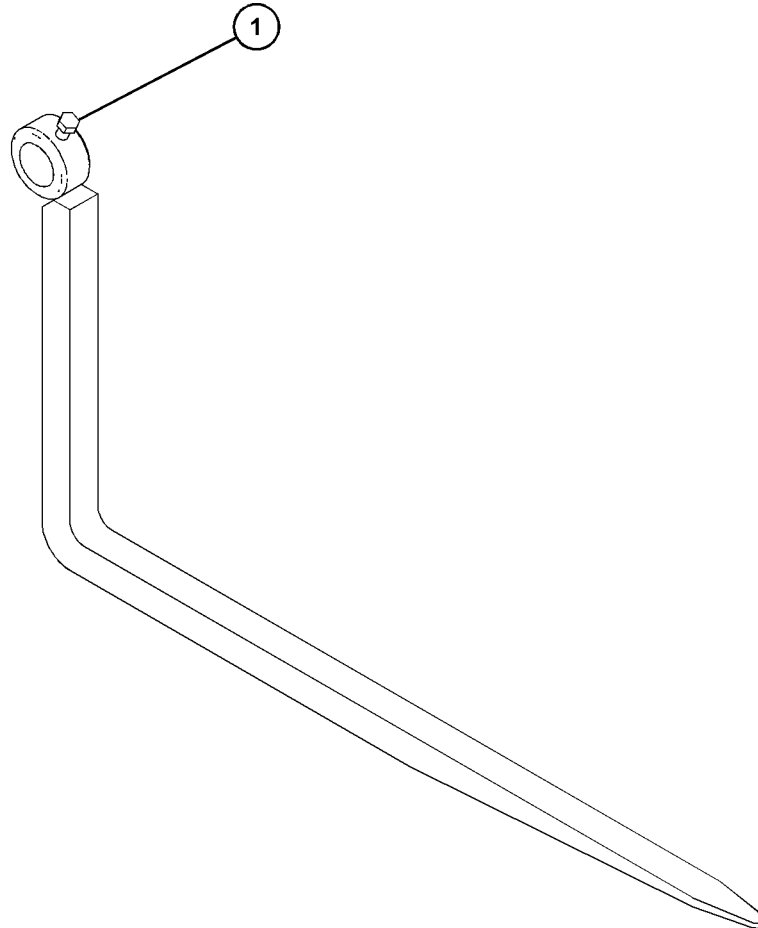
NOT FOR USE IN NACD REGION

AN ATTACHMENT

SMCS-6405

i06735315

NOTE	REF NO	GRAPHIC REF	PART NUMBER	QTY	PART NAME						SEE PAGE
					1	2	3	4	5	6 (PRODUCT LEVEL)	
	1	1	2L-1701	1	BOLT (5/8-18X1.5-IN)						



GRAPHIC #1

<END>

g06114391

WORK TOOLS

502-1234 FORK GP

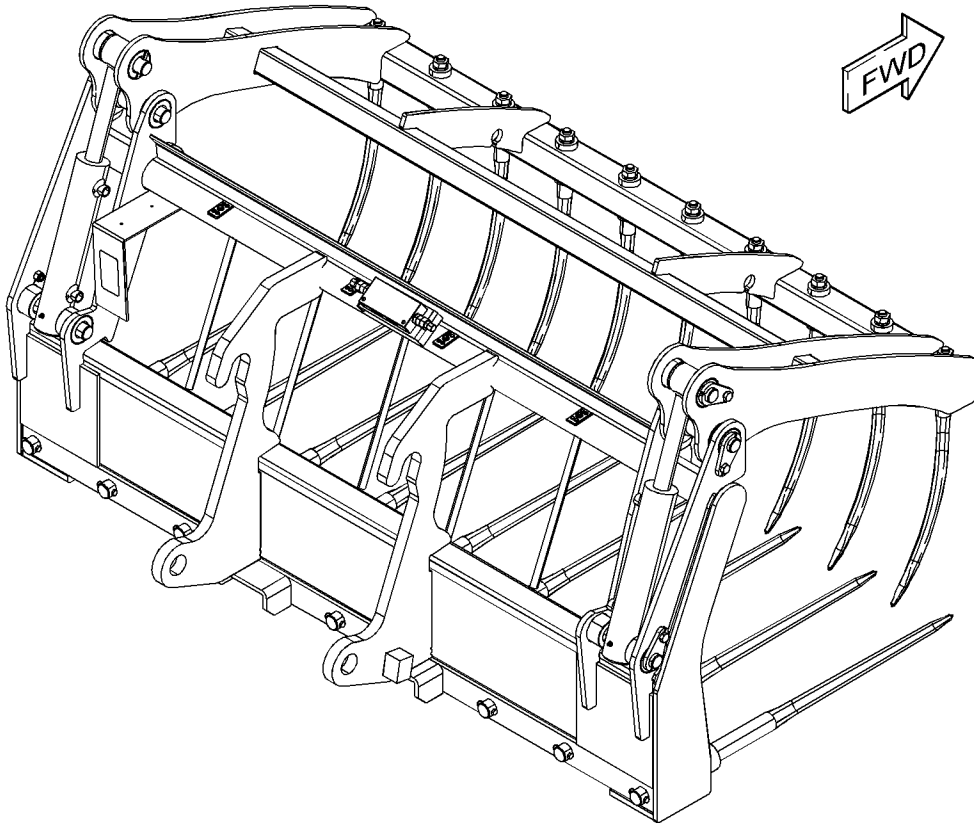
1120-MM (82.6-IN), NOT FOR USE IN NACD REGION
AN ATTACHMENT

SMCS-6405

i06809278

NOTE	REF NO	GRAPHIC REF	PART NUMBER	QTY	PART NAME	SEE PAGE
------	--------	-------------	-------------	-----	-----------	----------

(NO BREAKDOWN OF SERVICEABLE PARTS AVAILABLE AT TIME OF PUBLICATION)



GRAPHIC #1

<END>

g06126608

WORK TOOLS

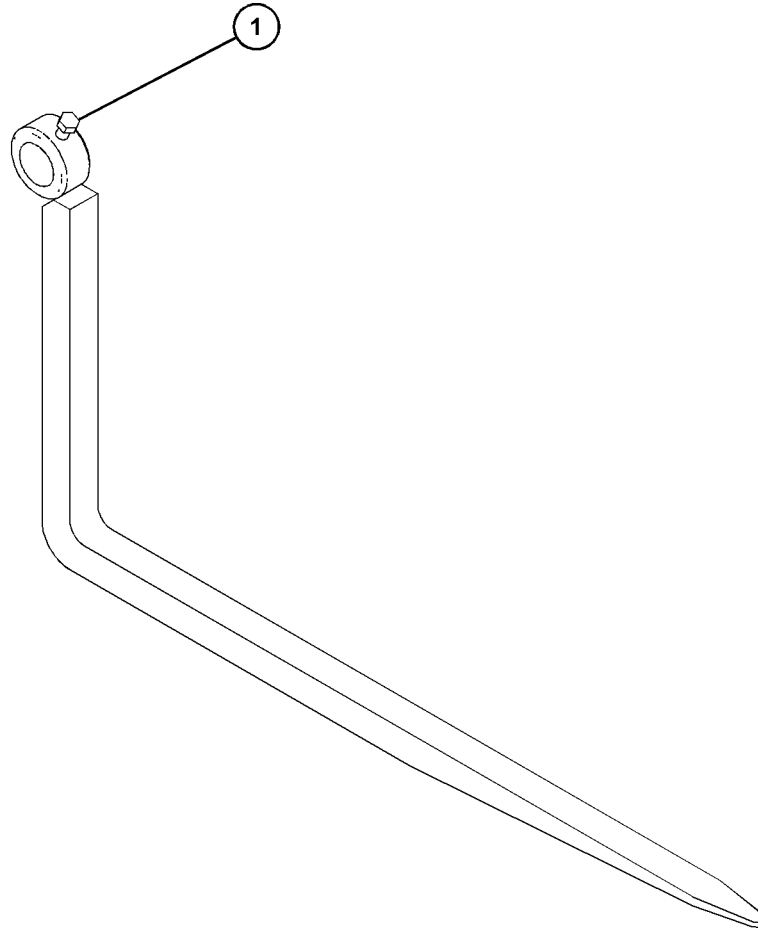
252-1456 FORK GP-PALLET

100-MM (3.9-IN) X 50-MM (2-IN) X 1525-MM (60-IN), NOT FOR USE IN NACD REGION AND AUSTRALIA.
AN ATTACHMENT

SMCS-6136

i06885249

NOTE	REF NO	GRAPHIC REF	PART NUMBER	QTY	PART NAME						SEE PAGE
					1	2	3	4	5	6 (PRODUCT LEVEL)	
	1	1	2L-1701	1	BOLT (5/8-18X1.5-IN)						



GRAPHIC #1

<END>

g06114391

WORK TOOLS

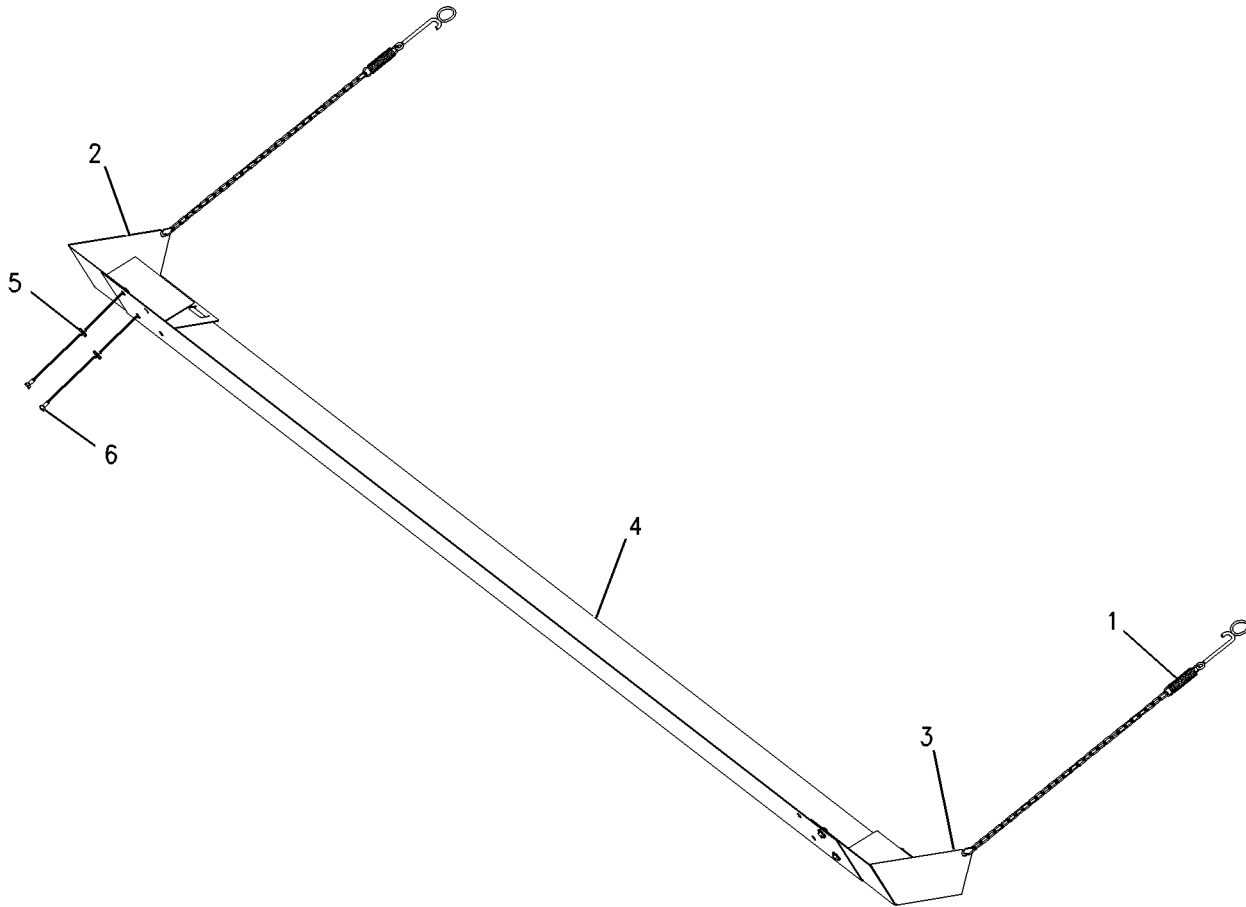
204-5261 GUARD GP-BUCKET-FRONT AN ATTACHMENT

SMCS-6001, 6800, 6805

i01618702

NOTE	REF NO	GRAPHIC REF	PART NUMBER	QTY	PART NAME						SEE PAGE
					1	2	3	4	5	6 (PRODUCT LEVEL)	
	1	1	101-4411	2	RETAINER AS						
					(EACH INCLUDES)						
		1	101-4412	1	CHAIN						
		1	101-4413	1	SPRING						
		1	101-4414	1	HOOK AS						
	2	1	204-5258	1	PLATE AS						
	3	1	204-5259	1	PLATE AS						
	4	1	204-5260	1	PLATE						
	5	1	5P-4115	4	WASHER-HARD (7.2X19X2-MM THK)						
M	6	1	8T-4171	4	BOLT (M6X1X12-MM)						

M - METRIC PART



GRAPHIC #1

<END>

g00837989

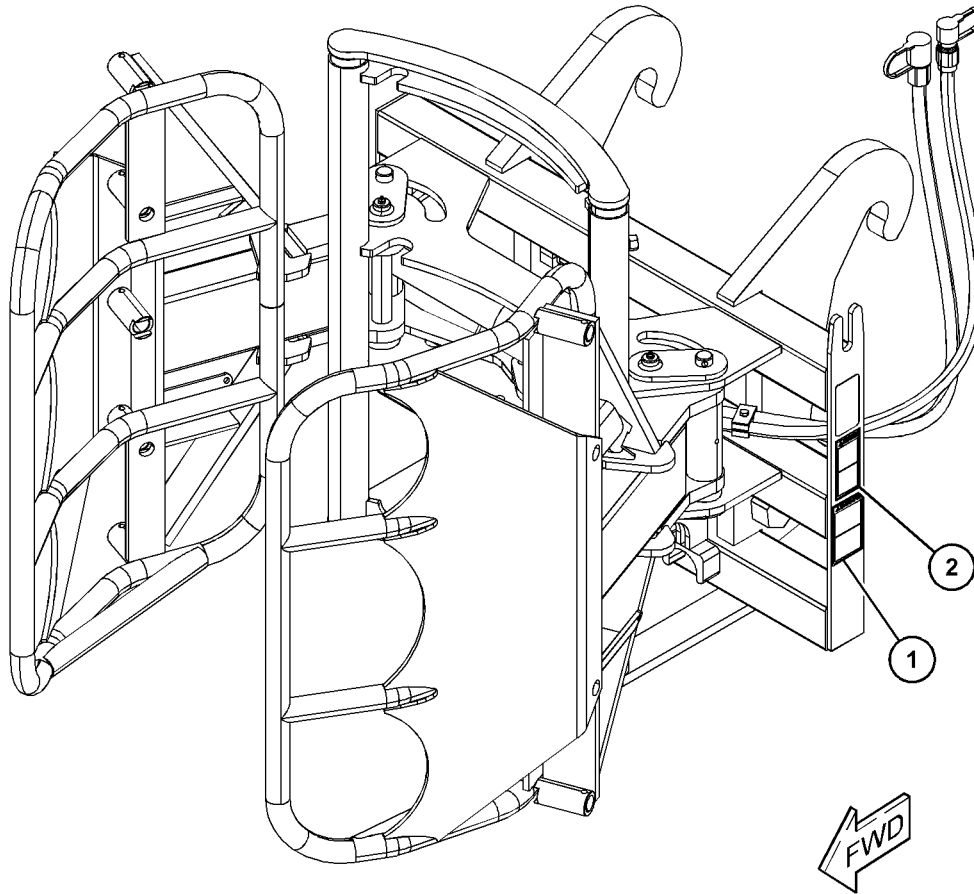
WORK TOOLS

483-9533 HANDLER AR-BALE AN ATTACHMENT

SMCS-6703

i06735316

NOTE	REF NO	GRAPHIC REF	PART NUMBER	QTY	PART NAME						SEE PAGE
					1	2	3	4	5	6 (PRODUCT LEVEL)	
1	1	1	159-8035	1	FILM-WARNING (CRUSH HAZARD, STAY BACK)						
2	1	1	164-9989	1	FILM-WARNING (CRUSH HAZARD)						



GRAPHIC #1

<END>

g06104944

WORK TOOLS

309-9182 HOOK GP-LIFTING

NOT AVAILABLE IN NACD REGION

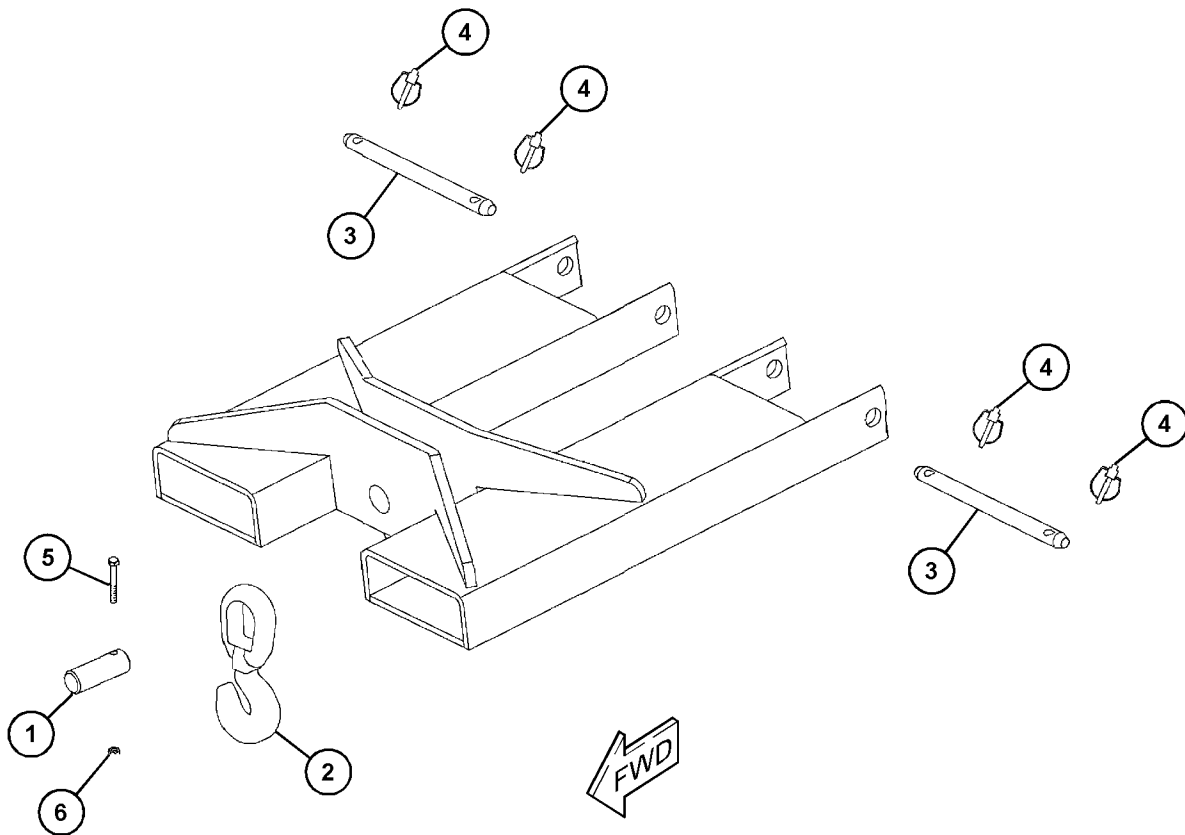
AN ATTACHMENT

SMCS-6459

i06735317

NOTE	REF NO	GRAPHIC REF	PART NUMBER	QTY	PART NAME						SEE PAGE
					1	2	3	4	5	6 (PRODUCT LEVEL)	
	1	1	513-7375	1	PIN						
	2	1	513-7376	1	HOOK						
	3	1	513-7370	2	PIN						
	4	1	513-7371	4	RETAINER-RING						
	5	1	513-7379	1	BOLT						
	6	1	513-7380	1	NUT						

PARTS SHOWN IN GRAPHIC(S) WITHOUT A REFERENCE NUMBER ARE NOT SERVICED SEPARATELY



GRAPHIC #1

<END>

g06099429

WORK TOOLS

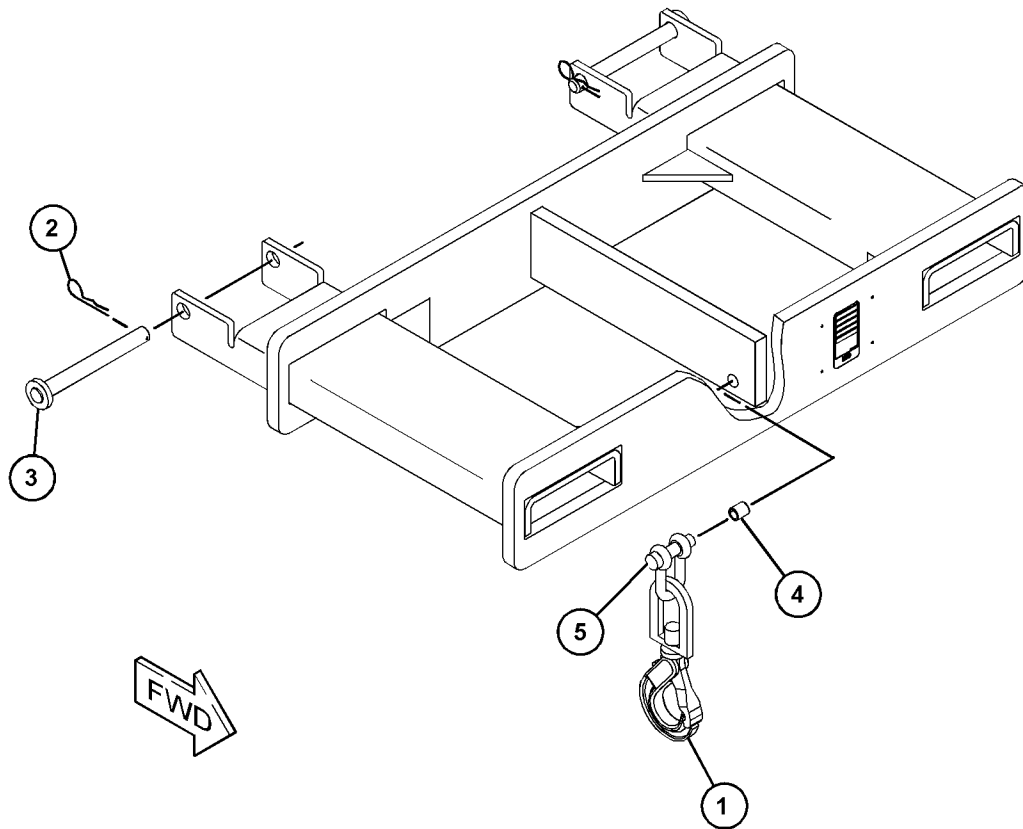
321-0556 HOOK GP-LIFTING

S/N: TD21-UP
FOR USE IN NACD REGION
AN ATTACHMENT

SMCS-6459

i06115735

NOTE	REF NO	GRAPHIC REF	PART NUMBER	QTY	PART NAME						SEE PAGE
					1	2	3	4	5	6 (PRODUCT LEVEL)	
	1	1	327-6335	1	HOOK						
	2	1	327-6317	2	PIN-COTTER						
	3	1	327-6271	2	PIN						
	4	1	327-6272	1	BUSHING						
	5	1	327-6318	1	SHACKLE						



GRAPHIC #1

<END>

g03821330

WORK TOOLS

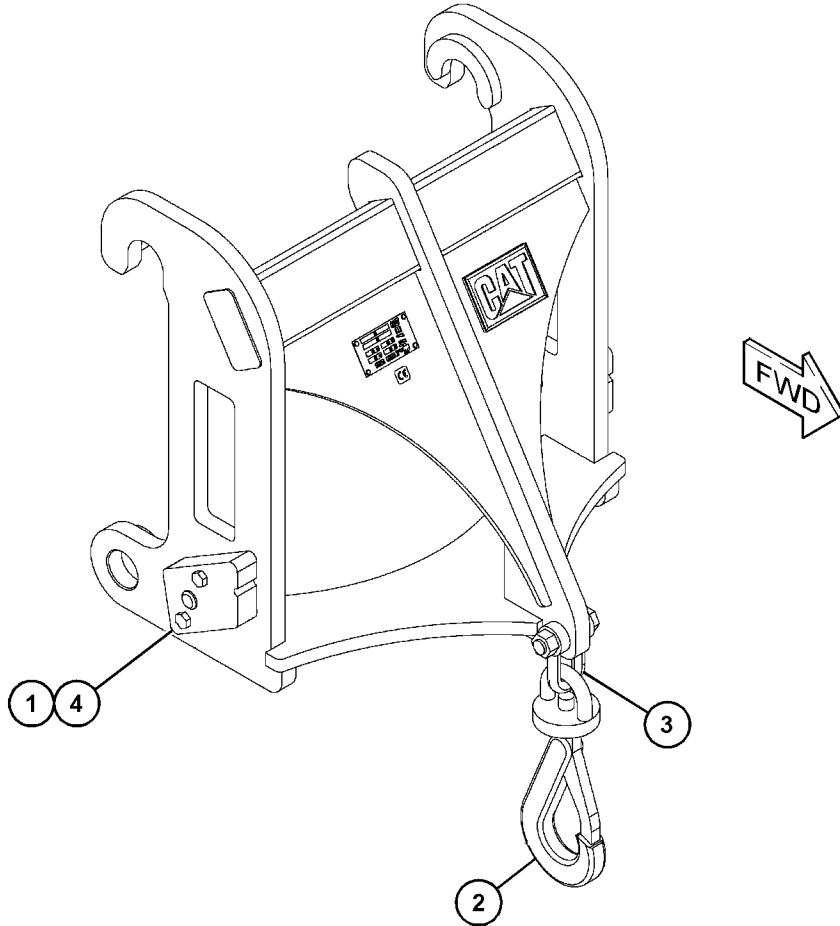
456-0465 HOOK GP-LIFTING AN ATTACHMENT

SMCS-6459

i06218489

NOTE	REF NO	GRAPHIC REF	PART NUMBER	QTY	PART NAME						SEE PAGE
					1	2	3	4	5	6	
	1	1	169-3943	2	BLOCK						
	2	1	180-7826	1	HOOK						
	3	1	180-7827	1	CLEVIS						
M	4	1	8T-6868	4	BOLT (M12X1.75X80-MM)						

M - METRIC PART



GRAPHIC #1

<END>

g03884782

WORK TOOLS

486-0529 HOPPER GP

S/N: TD21-UP

**FOR USE IN NACD REGION ONLY
AN ATTACHMENT**

SMCS-6639

i06836838

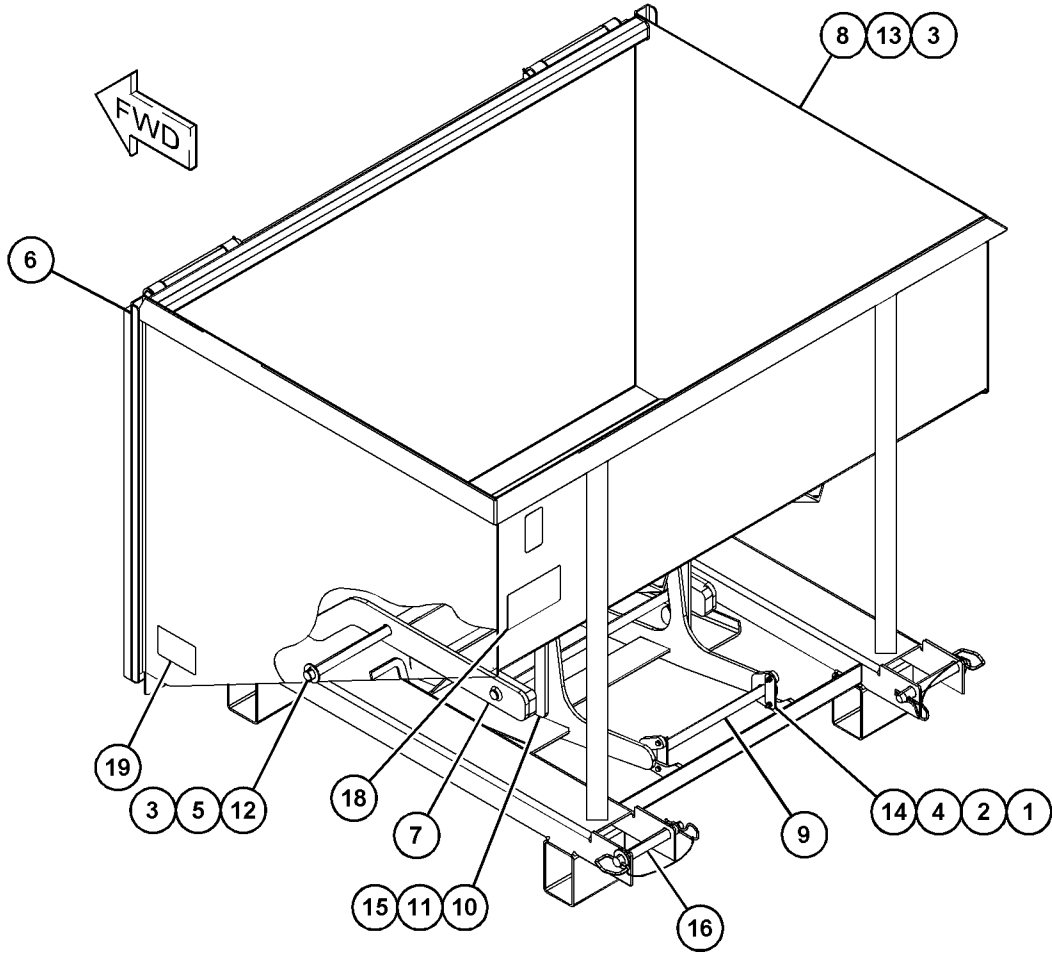
NOTE	REF NO	GRAPHIC REF	PART NUMBER	QTY	PART NAME						SEE PAGE
					1	2	3	4	5	6 (PRODUCT LEVEL)	
M	1	1	8T-4971	4	BOLT (M6X1X30-MM)						
M	2	1	344-5673	4	NUT (M6X1-THD)						
	3	1	309-8533	6	PIN-COTTER						
	4	1	8T-4205	8	WASHER-HARD (7.2X14.5X2-MM THK)						
	5	1	8T-4167	4	WASHER-HARD (26X44X4-MM THK)						
	6	1	504-5709	1	DOOR AS						
	7	1	504-5710	1	HOOK AS						
	8	1	504-5711	1	HOPPER AS						
	9	1	504-5712	1	TRAY AS						
	10	1	504-5713	2	ARM						
	11	1	504-5714	1	ROD						
	12	1	504-5715	1	BAR						
	13	1	504-5716	2	PIN AS						
	14	1	504-5717	2	PLATE						
	15	1	504-5718	2	SPACER (28X34X25-MM THK)						
	16	1	340-8979	2	PIN-HITCH						
	18	1	503-7488	1	FILM-IDENTIFICATION (TRASH HOPPER TILT)						
	19	1	303-4943	2	FILM-WARNING (PINCH POINT)						

M - METRIC PART

WORK TOOLS

486-0529 HOPPER GP (contd.)

i06836838



GRAPHIC #1

<END>

g06150712

WORK TOOLS

343-9736 PLATFORM AR-ACCESS

S/N: TD21-UP

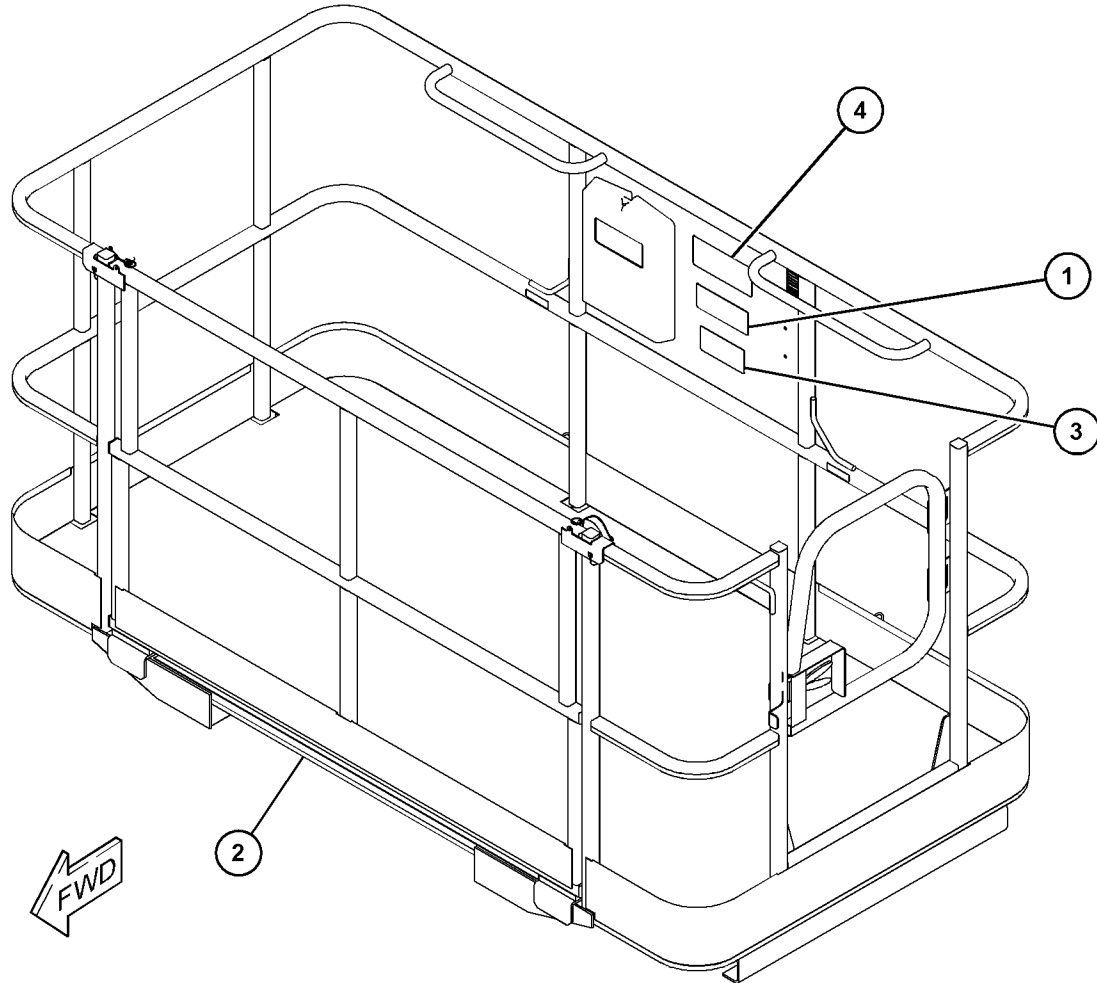
ENGLISH, FOR USE IN NACD REGION
AN ATTACHMENT

SMCS-6461

i06117495

NOTE	REF NO	GRAPHIC REF	PART NUMBER	QTY	PART NAME						SEE PAGE
					1	2	3	4	5	6 (PRODUCT LEVEL)	
	1	1	338-9998	1	FILM-WARNING (PLATFORM)						
Y	2	1	340-8976	1	PLATFORM GP-ACCESS						452
	3	1	338-9999	1	FILM-WARNING (PLATFORM)						
	4	1	339-0000	1	FILM-WARNING (TIPPING HAZARD, READ OMM)						

Y - SEPARATE ILLUSTRATION



GRAPHIC #1

<END>

g03823007

WORK TOOLS

343-9737 PLATFORM AR-ACCESS

S/N: TD21-UP

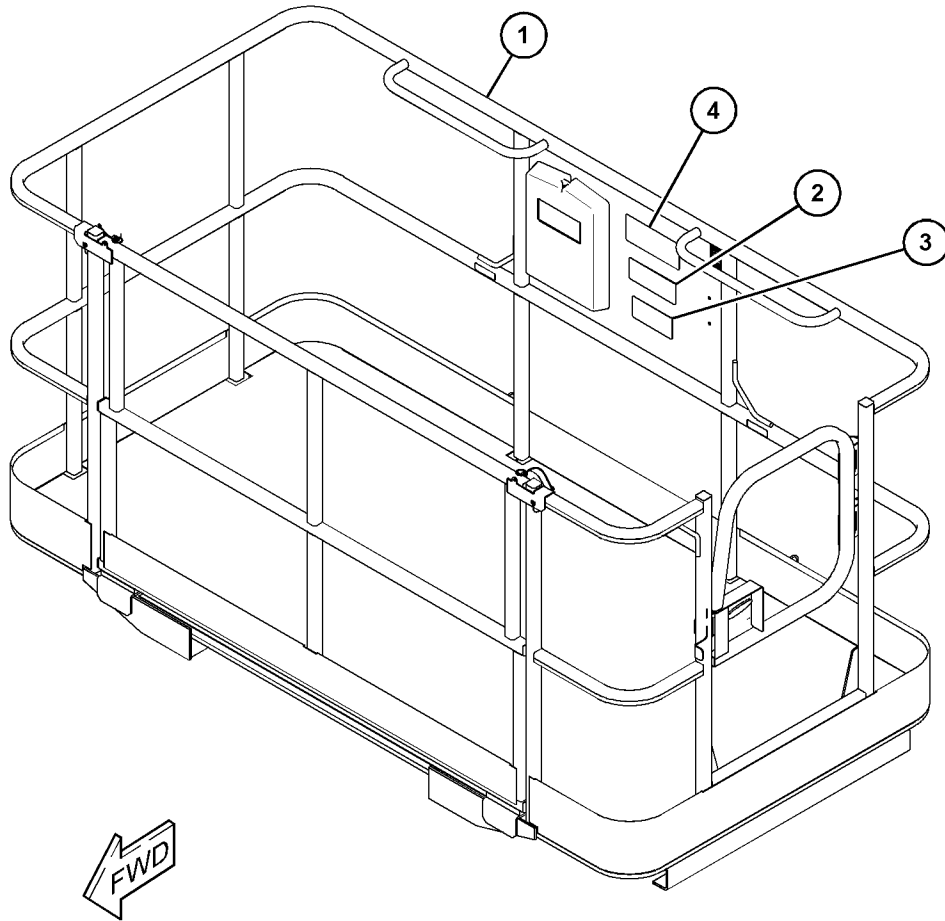
PORTUGUESE, SPANISH, FOR USE IN NACD REGION
AN ATTACHMENT

SMCS-6461

i06117634

NOTE	REF NO	GRAPHIC REF	PART NUMBER	QTY	PART NAME						SEE PAGE
					1	2	3	4	5	6 (PRODUCT LEVEL)	
Y	1	1	340-8976	1	PLATFORM GP-ACCESS						452
	2	1	328-7293	1	FILM-WARNING (OPERATOR PLATFORM)						
	3	1	328-7290	1	FILM-WARNING (TIPPING HAZARD, WEIGHT)						
	4	1	328-7291	1	FILM-WARNING (LOAD CAPACITY, READ OMM)						

Y - SEPARATE ILLUSTRATION



GRAPHIC #1

<END>

g03820409

WORK TOOLS

343-9738 PLATFORM AR-ACCESS

S/N: TD21-UP

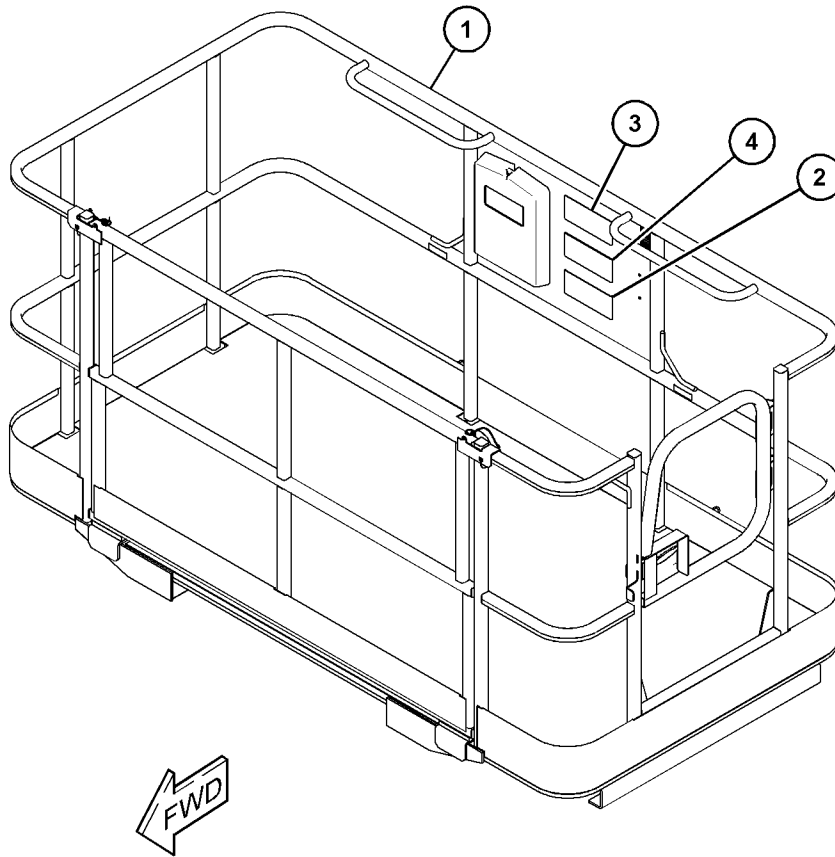
**FRENCH, FOR USE IN NACD REGION
AN ATTACHMENT**

SMCS-6461

i06116188

NOTE	REF NO	GRAPHIC REF	PART NUMBER	QTY	PART NAME						SEE PAGE
					1	2	3	4	5	6 (PRODUCT LEVEL)	
Y	1	1	340-8976	1	PLATFORM GP-ACCESS						452
	2	1	328-7288	1	FILM-WARNING (PLATFORM)						
	3	1	328-7289	1	FILM-WARNING (TIPPING HAZARD, READ OMM)						
	4	1	328-7292	1	FILM-WARNING (PLATFORM)						

Y - SEPARATE ILLUSTRATION



GRAPHIC #1

<END>

g03822398

WORK TOOLS

340-8976 PLATFORM GP-ACCESS

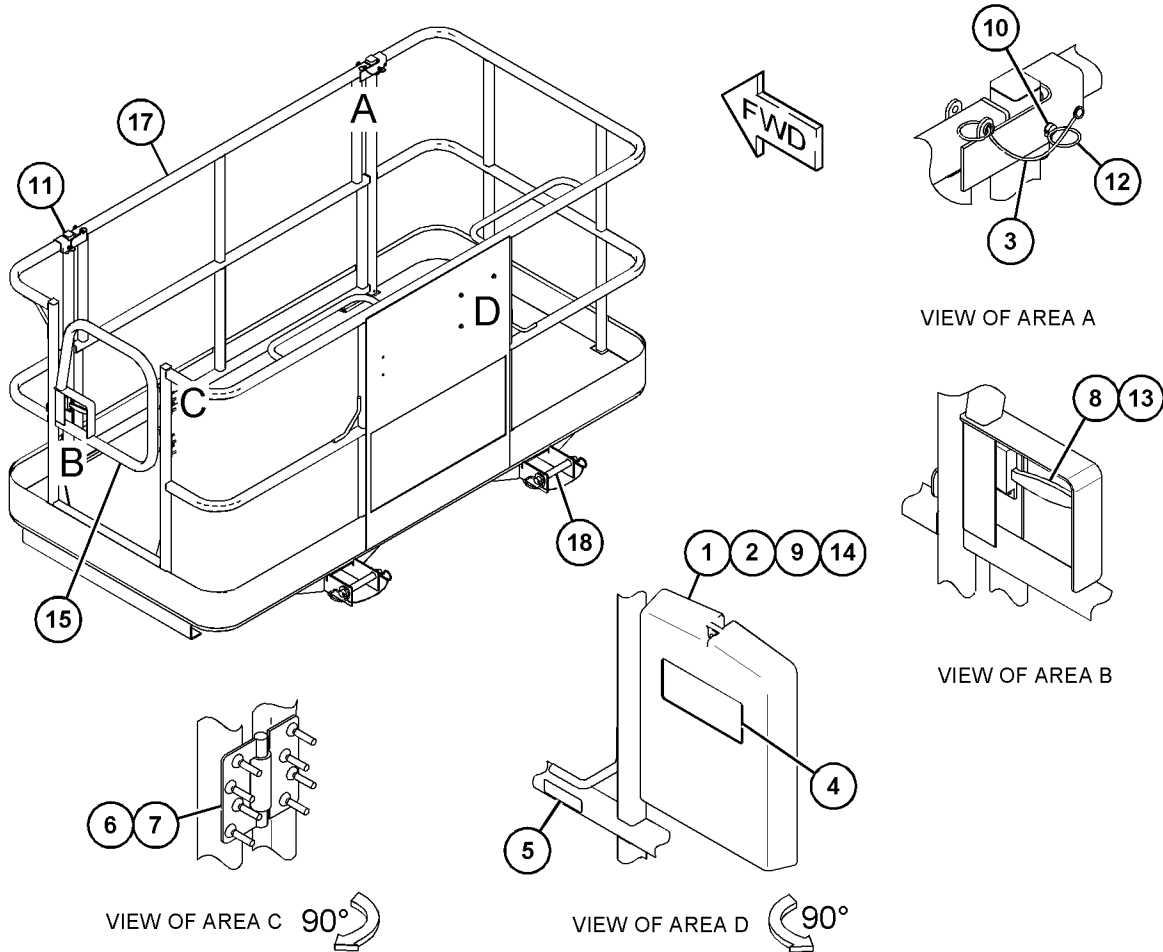
S/N: TD21-UP

PART OF 343-9736, 343-9737, 343-9738 PLATFORM AR-ACCESS
AN ATTACHMENT

SMCS-6461

i05982809

NOTE	REF NO	GRAPHIC REF	PART NUMBER	QTY	PART NAME						SEE PAGE
					1	2	3	4	5	6 (PRODUCT LEVEL)	
	1	1	297-7010	4	SCREW (1/4X0.62-IN)						
	2	1	304-2566	1	BOX-STORAGE						
	3	1	340-8977	2	LANYARD						
	4	1	338-9997	1	FILM-IDENTIFICATION (MANUAL)						
	5	1	335-8059	3	FILM-IDENTIFICATION (LANYARD ATTACH)						
	6	1	335-8065	16	STUD						
	7	1	335-8066	2	HINGE AS						
	8	1	336-2804	1	LATCH						
	9	1	298-0549	4	LOCKNUT (1/4-20-THD)						
	10	1	340-8978	2	PIN-SNAP						
	11	1	335-8077	10	PLUG						
	12	1	466-8177	4	RING-BACKUP						
	13	1	335-8080	4	RIVET						
	14	1	298-7363	8	WASHER (0.28X0.63X0.065-IN THK)						
	15	1	335-8098	1	GATE AS						
	17	1	340-8975	1	GATE AS						
	18	1	340-8979	2	PIN-HITCH						



GRAPHIC #1

<END>

g03785566

OPERATOR STATION

495-7654 AIR CONDITIONER & MOUNTING GP

PART OF 502-3552, 502-3554 CAB AR-ENCLOSED ROPS

AN ATTACHMENT

SMCS-7320, 7322

i06595258

NOTE	REF NO	GRAPHIC REF	PART NUMBER	QTY	PART NAME						SEE PAGE
					1	2	3	4	5	6 (PRODUCT LEVEL)	
M	1	2	8T-4971	2	BOLT (M6X1X30-MM)						
M	2	1	8T-4182	2	BOLT (M10X1.5X45-MM)						
M	3	1	8T-4185	1	BOLT (M10X1.5X50-MM)						
M	4	1	085-8091	1	BOLT (M10X1.5X55-MM)						
M	5	1	8T-4193	2	BOLT (M16X2X50-MM)						
M	6	1,2	8T-4189	6	BOLT (M8X1.25X20-MM)						
M	7	2	5C-8312	2	NUT (M4X0.7-THD)						
M	8	2	5C-2890	1	NUT (M6X1-THD)						
M	9	1	8T-0389	5	LOCKNUT (M10X1.5-THD)						
	10	2	5W-5038	2	WASHER (4.3X9X0.8-MM THK)						
	11	2	8T-4205	3	WASHER-HARD (7.2X14.5X2-MM THK)						
	12	2	8T-4224	4	WASHER-HARD (8.8X16X2-MM THK)						
	13	1	309-3997	2	WASHER (8.4X25X2-MM THK)						
	14	1	8T-4121	10	WASHER-HARD (11X21X2.5-MM THK)						
	15	1	9X-8257	2	WASHER (17.5X30X3.5-MM THK)						
	16	2	473-9270	2	WASHER-SPRING						
	17	1,2	298-7387	6	LOCKWASHER						
	18	1	309-2978	2	WASHER (11X22X10-MM)						
	19	1	421-3803	1	ROD END						
	20	1	421-3805	1	BUSHING						
	21	2	459-8862	2	TUBE						
Y	22	2	<i>474-3810</i>	1	CONDENSER GP-REFRIGERANT (CAB)						465
	23	2	474-4083	1	HOSE AS						
	24	2	474-4084	1	HOSE AS						
	25	2	474-4085	1	TUBE AS						
	26	2	474-4086	1	TUBE AS						
Y	27	2	474-4112	1	HARNESS AS-HEATER & AIR COND (CONDENSER FAN, PRESSURE SWITCH)						139
	28	1	473-8717	1	HARNESS AS-HEATER & AIR COND (MAIN)						
	29	2	474-4115	1	BRACKET AS						
Y	30	1	<i>492-3926</i>	1	LINES GP-AIR CONDITIONER						495
Y	31	1	<i>473-4944</i>	1	AIR CONDITIONER GP						456
	32	1	495-7693	1	BELT (AIR CONDITIONER)						
	33	1	495-7694	1	BRACKET AS						
	34	1	495-7695	1	PLATE						
	35	1	482-1147	1	FILM-IDENTIFICATION (AIR CONDITIONER REFRIGERANT)						
	36	1	365-9915	1	COMPRESSOR (AIR CONDITIONER)						

M - METRIC PART

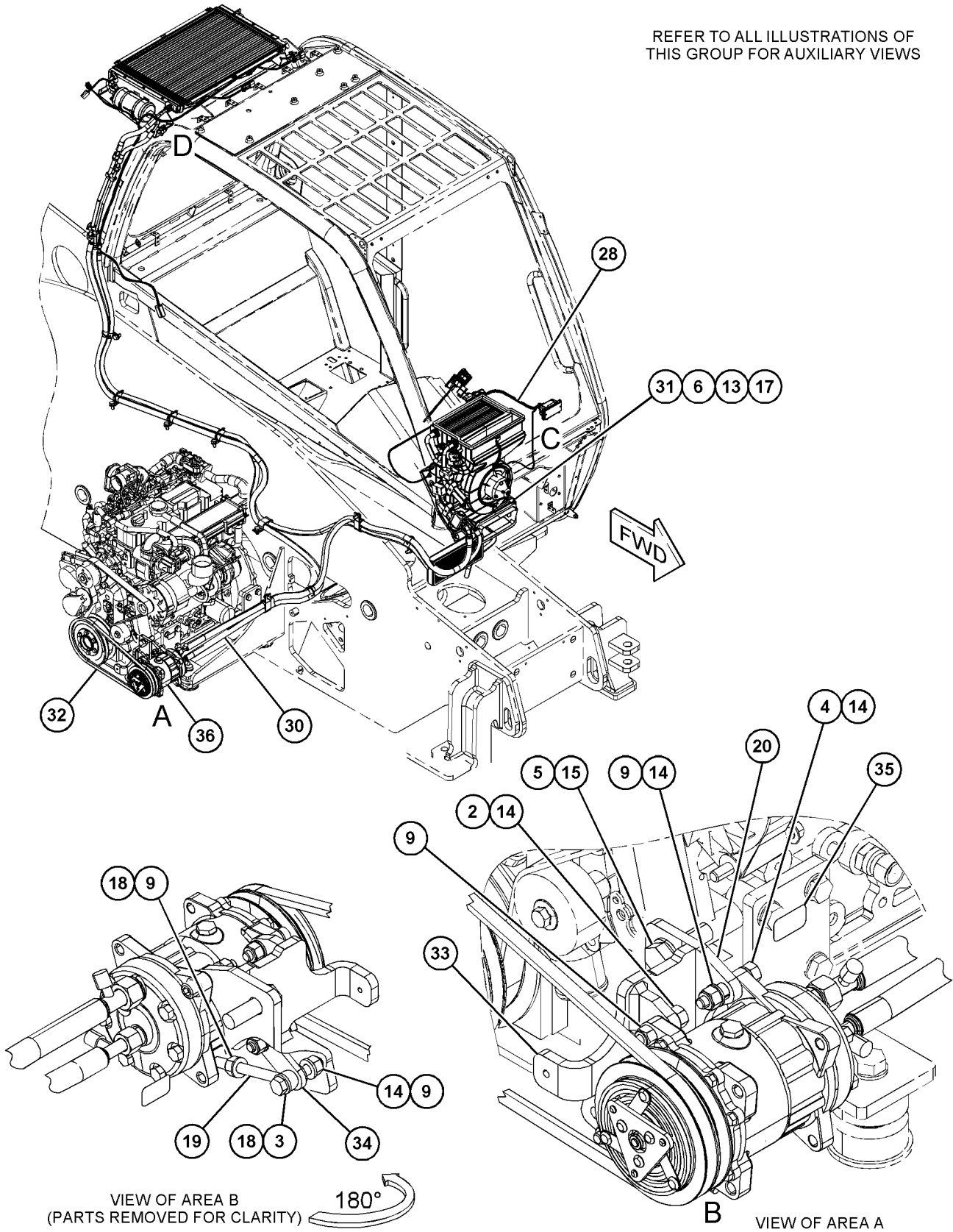
Y - SEPARATE ILLUSTRATION

OPERATOR STATION

495-7654 AIR CONDITIONER & MOUNTING GP (contd.)

i06595258

REFER TO ALL ILLUSTRATIONS OF THIS GROUP FOR AUXILIARY VIEWS



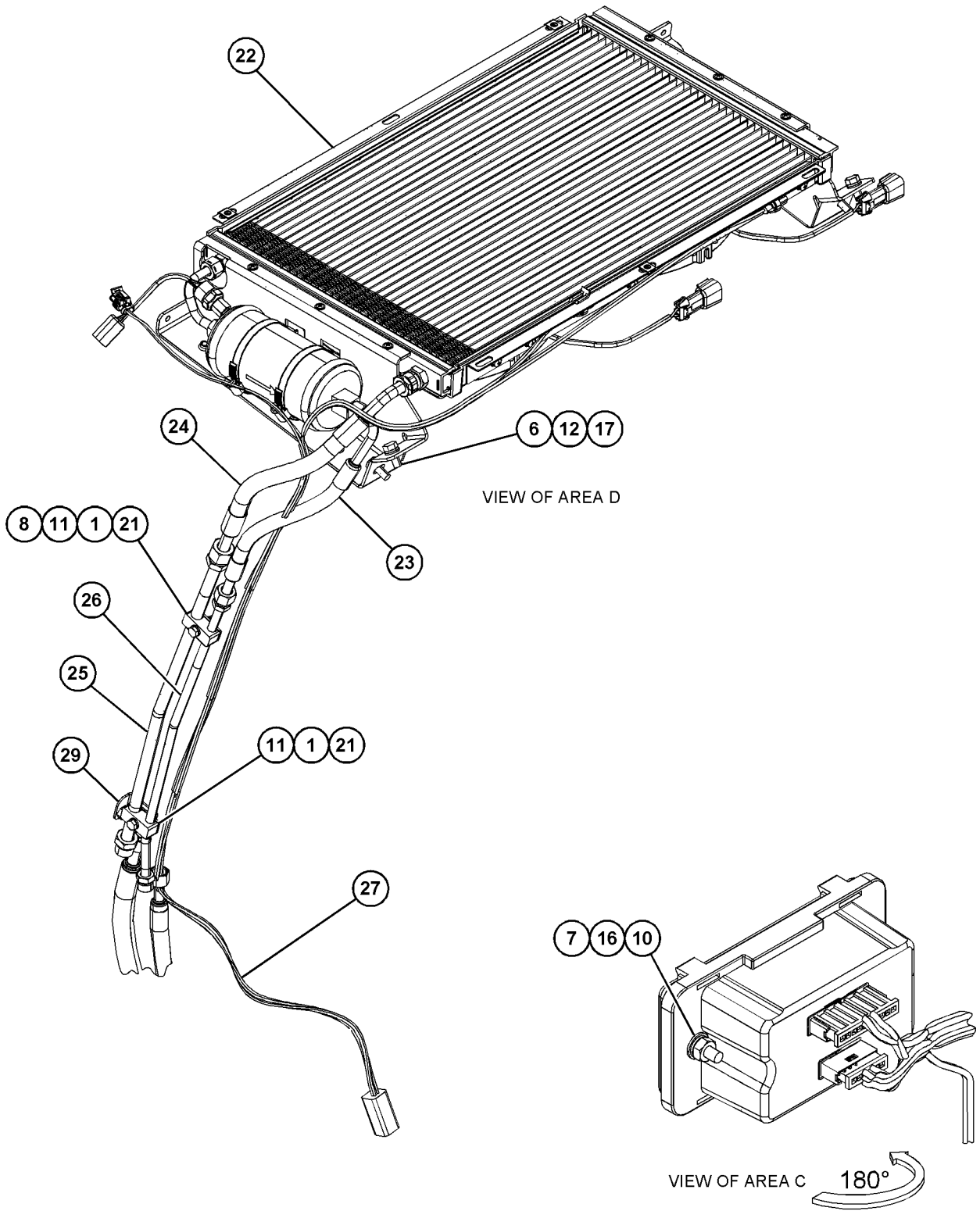
GRAPHIC #1

g06114125

OPERATOR STATION

495-7654 AIR CONDITIONER & MOUNTING GP (contd.)

106595258



GRAPHIC #2

<END>

g06114128

OPERATOR STATION

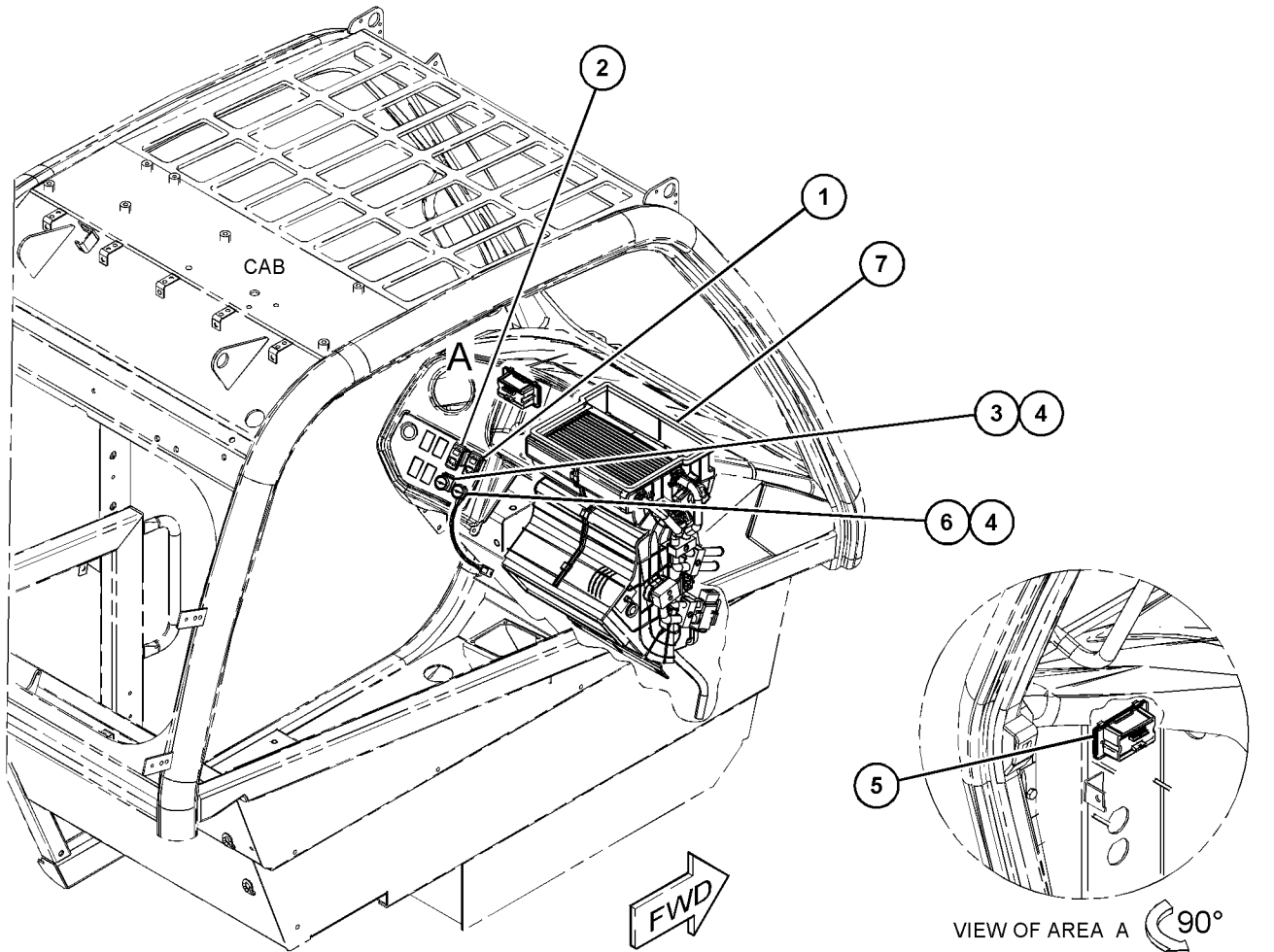
473-4944 AIR CONDITIONER GP PART OF 495-7654 AIR CONDITIONER & MOUNTING GP AN ATTACHMENT

SMCS-7320

i06824023

NOTE	REF NO	GRAPHIC REF	PART NUMBER	QTY	PART NAME						SEE PAGE
					1	2	3	4	5	6 (PRODUCT LEVEL)	
C	1	1	496-8264	1	SWITCH AS-ROCKER (HVAC) (HVAC)						
C	2	1	501-0755	1	SWITCH AS (ON/OFF)						
	3	1	473-2085	1	SWITCH AS-AIR CONDITIONER (ROTARY)						
	4	1	473-2086	2	KNOB (CONTROL)						
	5	1	473-2087	1	ACTUATOR						
	6	1	473-2088	1	SWITCH AS-AIR CONDITIONER						
Y	7	1	473-4942	1	HEATER & AIR CONDITIONER GP						482

C - CHANGE FROM PREVIOUS TYPE
Y - SEPARATE ILLUSTRATION



GRAPHIC #1

<END>

g03812224

OPERATOR STATION

495-6206 ARMREST GP-ADJUSTABLE PART OF 495-6202 TRIM GP-CAB AN ATTACHMENT

SMCS-7307

i06649604

NOTE	REF NO	GRAPHIC REF	PART NUMBER	QTY	PART NAME						SEE PAGE
					1	2	3	4	5	6 (PRODUCT LEVEL)	
M	1	1	8T-4138	4	BOLT (M6X1X20-MM)						
M	2	1	5C-8312	2	NUT (M4X0.7-THD)						
	3	1	5W-5038	2	WASHER (4.3X9X0.8-MM THK)						
	4	1	8T-4205	4	WASHER-HARD (7.2X14.5X2-MM THK)						
	5	1	473-9270	2	WASHER-SPRING						
	6	1	495-6207	2	SCREW-SOCKET HEAD						
	7	1	473-6930	2	MOUNT						
	8	1	495-4796	1	ARMREST GP						
		1	494-0158	6	SCREW-SELF-TAPPING						
	9	1	<i>495-4799</i>	1	BRACKET GP-MOUNTING (FIXED)						
		1	495-4800	1	BRACKET						
		1	495-4801	4	BLOCK						
		1	495-6228	8	SCREW-DRIVE (M6X1X25-MM)						
Y	10	1	<i>495-4802</i>	1	BRACKET GP-MOUNTING						12
	11	1	<i>495-6230</i>	1	SPRING AS-GAS						
		1	495-4791	1	SPRING AS-GAS						
		1	495-4792	1	CABLE						
	12	1	495-6208	2	SCREW (M6X1X30-MM)						
	13	1	303-4779	2	LOCKNUT						
	14	1	495-6228	4	SCREW-DRIVE (M6X1X25-MM)						
M	15	1	5C-9553	2	BOLT (M6X1X16-MM)						
M	16	1	5C-2890	2	NUT (M6X1-THD)						
	17	1	512-0429	1	BRACKET						

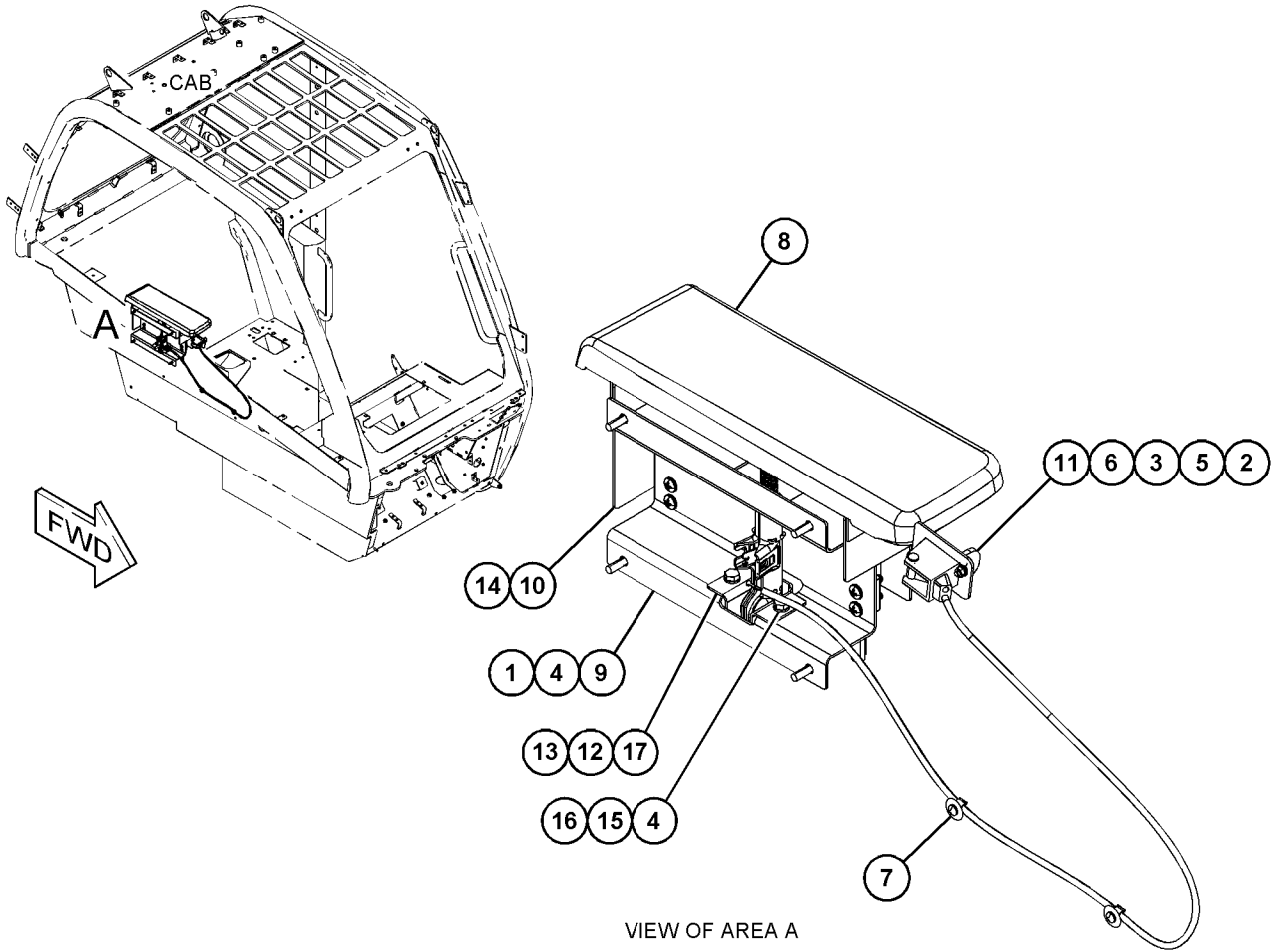
M - METRIC PART

Y - SEPARATE ILLUSTRATION

OPERATOR STATION

495-6206 ARMREST GP (contd.)

i06649604



GRAPHIC #1

<END>

g06105760

OPERATOR STATION

502-3551 CAB AR

S/N: TD21-UP
AN ATTACHMENT

SMCS-7301, 7325

i06590603

NOTE	PART NUMBER	QTY	PART NAME						SEE PAGE
			1	2	3	4	5	6 (PRODUCT LEVEL)	
Y	503-1699	1	BRACKET GP-MOUNTING (DAMPER COVER)						248
Y	495-6210	1	CAB GP						463
Y	487-3912	1	CONTROL GP-JOYSTICK						467
Y	492-3937	1	COVER GP-ACCESS (CAB ROOF)						468
Y	495-6135	1	DOOR GP-CAB						472
Y	505-7476	1	HAMMER & MOUNTING GP						480
Y	495-3734	1	HEADLINER GP-CAB (RADIO)						481
Y	485-1683	1	HEATER & MTG GP-CAB						483
Y	493-0086	1	LINES GP-HEATER & AIR COND						499
Y	474-9043	1	MIRROR GP (INTERNAL)						503
Y	505-7385	1	MIRROR GP-REAR VIEW						510
Y	499-4951	1	PEDAL GP-BRAKE						514
Y	476-8924	1	PEDAL GP-GOVERNOR (ACCELERATOR)						516
Y	486-4417	1	STEERING GP-HYDRAULIC						299
Y	495-4594	1	SWITCH GP-ROCKER (IGNITION)						193
Y	497-6972	1	SWITCH GP-ROCKER (ENG SPEED CTL)						194
Y	500-4484	1	SWITCH GP-USB (CHARGER)						197
Y	495-7646	1	TANK GP-WINDOW WASHER						532
Y	495-6209	1	TRIM GP-CAB						536
Y	495-3426	1	WINDOW GP-CAB (REAR)						539
Y	471-6094	1	WIPER GP-WINDOW (FRONT)						544
Y	471-6158	1	WIPER GP-WINDOW (REAR)						546
Y	492-2937	1	WIRING GP-CAB (HEATER)						201
Y	493-1110	1	WIRING GP-CAB (MAIN)						202

Y - SEPARATE ILLUSTRATION

<END>

OPERATOR STATION

502-3552 CAB AR-ENCLOSED ROPS

S/N: TD21-UP
AN ATTACHMENT

SMCS-7301

i06591356

NOTE	PART NUMBER	QTY	PART NAME						SEE PAGE
			1	2	3	4	5	6 (PRODUCT LEVEL)	
Y	495-7654	1	AIR CONDITIONER & MOUNTING GP						453
Y	495-6210	1	CAB GP						463
Y	487-3912	1	CONTROL GP-JOYSTICK						467
Y	492-3933	1	COVER GP-CAB (ROOF)						469
Y	495-6135	1	DOOR GP-CAB						472
Y	495-3734	1	HEADLINER GP-CAB (RADIO)						481
Y	493-0086	1	LINES GP-HEATER & AIR COND						499
Y	474-9043	1	MIRROR GP (INTERNAL)						503
Y	471-6121	1	MIRROR GP (EXTERNAL)						502
Y	499-4951	1	PEDAL GP-BRAKE						514
Y	476-8924	1	PEDAL GP-GOVERNOR (ACCELERATOR)						516
Y	486-4417	1	STEERING GP-HYDRAULIC (STEERING COLUMN)						299
Y	495-4594	1	SWITCH GP-ROCKER (IGNITION)						193
Y	497-6972	1	SWITCH GP-ROCKER (ENG SPEED CTL)						194
Y	500-4484	1	SWITCH GP-USB						197
Y	495-7646	1	TANK GP-WINDOW WASHER						532
Y	495-6209	1	TRIM GP-CAB						536
Y	495-3426	1	WINDOW GP-CAB (REAR)						539
Y	471-6094	1	WIPER GP-WINDOW (FRONT)						544
Y	471-6158	1	WIPER GP-WINDOW (REAR)						546
Y	492-2937	1	WIRING GP-CAB (HEATER)						201
Y	493-1110	1	WIRING GP-CAB (MAIN)						202

Y - SEPARATE ILLUSTRATION

<END>

OPERATOR STATION

502-3553 CAB AR-ENCLOSED ROPS

S/N: TD31-UP
AN ATTACHMENT

SMCS-7301

i06810999

NOTE	PART NUMBER	QTY	PART NAME						SEE PAGE
			1	2	3	4	5	6 (PRODUCT LEVEL)	
Y	503-1699	1	BRACKET GP-MOUNTING (DAMPER COVER)						248
Y	495-6210	1	CAB GP						463
Y	487-3912	1	CONTROL GP-JOYSTICK						467
Y	492-3937	1	COVER GP-ACCESS (CAB ROOF)						468
Y	495-6135	1	DOOR GP-CAB						472
Y	505-7476	1	HAMMER & MOUNTING GP						480
Y	495-3734	1	HEADLINER GP-CAB (RADIO)						481
Y	485-1683	1	HEATER & MTG GP-CAB						483
Y	492-5093	1	LINES GP-HEATER						497
Y	474-9043	1	MIRROR GP (INTERNAL)						503
Y	505-7385	1	MIRROR GP-REAR VIEW						510
Y	499-4951	1	PEDAL GP-BRAKE						514
Y	476-8924	1	PEDAL GP-GOVERNOR (ACCELERATOR)						516
Y	486-4417	1	STEERING GP-HYDRAULIC (STEERING COLUMN)						299
Y	495-4594	1	SWITCH GP-ROCKER (IGNITION)						193
Y	497-6972	1	SWITCH GP-ROCKER (ENG SPEED CTL)						194
Y	500-4484	1	SWITCH GP-USB (CHARGER)						197
Y	495-7646	1	TANK GP-WINDOW WASHER						532
Y	495-6209	1	TRIM GP-CAB						536
Y	495-3426	1	WINDOW GP-CAB (REAR)						539
Y	503-1675	1	WIPER GP-UPPER						543
Y	471-6094	1	WIPER GP-WINDOW (FRONT)						544
Y	471-6158	1	WIPER GP-WINDOW (REAR)						546
Y	492-2937	1	WIRING GP-CAB (HEATER)						201
Y	493-1110	1	WIRING GP-CAB (MAIN)						202

Y - SEPARATE ILLUSTRATION

<END>

OPERATOR STATION

502-3554 CAB AR-ENCLOSED ROPS

S/N: TD31-UP
AN ATTACHMENT

SMCS-7301

i06811004

NOTE	PART NUMBER	QTY	PART NAME 1 2 3 4 5 6 (PRODUCT LEVEL)	SEE PAGE
Y	495-7654	1	AIR CONDITIONER & MOUNTING GP	453
Y	495-6210	1	CAB GP	463
Y	487-3912	1	CONTROL GP-JOYSTICK	467
Y	492-3933	1	COVER GP-CAB (ROOF)	469
Y	495-6135	1	DOOR GP-CAB	472
Y	505-7476	1	HAMMER & MOUNTING GP	480
Y	495-3734	1	HEADLINER GP-CAB (RADIO)	481
Y	474-9043	1	MIRROR GP (INTERNAL)	503
Y	505-7385	1	MIRROR GP-REAR VIEW	510
Y	499-4951	1	PEDAL GP-BRAKE	514
Y	476-8924	1	PEDAL GP-GOVERNOR (ACCELERATOR)	516
Y	486-4417	1	STEERING GP-HYDRAULIC (STEERING COLUMN)	299
Y	495-4594	1	SWITCH GP-ROCKER (IGNITION)	193
Y	497-6972	1	SWITCH GP-ROCKER (ENG SPEED CTL)	194
Y	500-4484	1	SWITCH GP-USB (USB CHARGER)	197
Y	495-7646	1	TANK GP-WINDOW WASHER	532
Y	495-6209	1	TRIM GP-CAB	536
Y	495-3426	1	WINDOW GP-CAB (REAR)	539
Y	503-1675	1	WIPER GP-UPPER (ROOF)	543
Y	471-6094	1	WIPER GP-WINDOW (FRONT)	544
Y	471-6158	1	WIPER GP-WINDOW (REAR)	546
Y	492-2937	1	WIRING GP-CAB (HEATER)	201
Y	493-1110	1	WIRING GP-CAB (MAIN)	202

Y - SEPARATE ILLUSTRATION

<END>

OPERATOR STATION

495-6210 CAB GP

PART OF 502-3551 CAB AR, 502-3552, 502-3553, 502-3554 CAB AR-ENCLOSED ROPS
AN ATTACHMENT

SMCS-7301, 7325

i06591330

NOTE	REF NO	GRAPHIC REF	PART NUMBER	QTY	PART NAME						SEE PAGE
					1	2	3	4	5	6 (PRODUCT LEVEL)	
	1	1	495-6213	1	CAB AS						
	2	1	323-5620	28	RIVET						
M	3	1	342-0434	16	NUT (M6X1 - THD)						
	4	1	342-0438	2	RIVET						
	5	1	325-4928	4	INSERT - THREADED						
	6	1	473-8917	1	GLASS						
	7	1	473-8920	1	GLASS						
	8	1	473-9410	1	PANEL AS (CAB)						
Y	9	1	473-9471	1	PLUG GP-CAB						517
	10	1	473-8879	4	FASTENER						
	11	1	473-8933	1	STRIKER						
	12	1	473-9411	1	SEAL - DOOR						
	13	1	495-6211	1	GLASS						
	14	1	495-6212	1	GLASS						

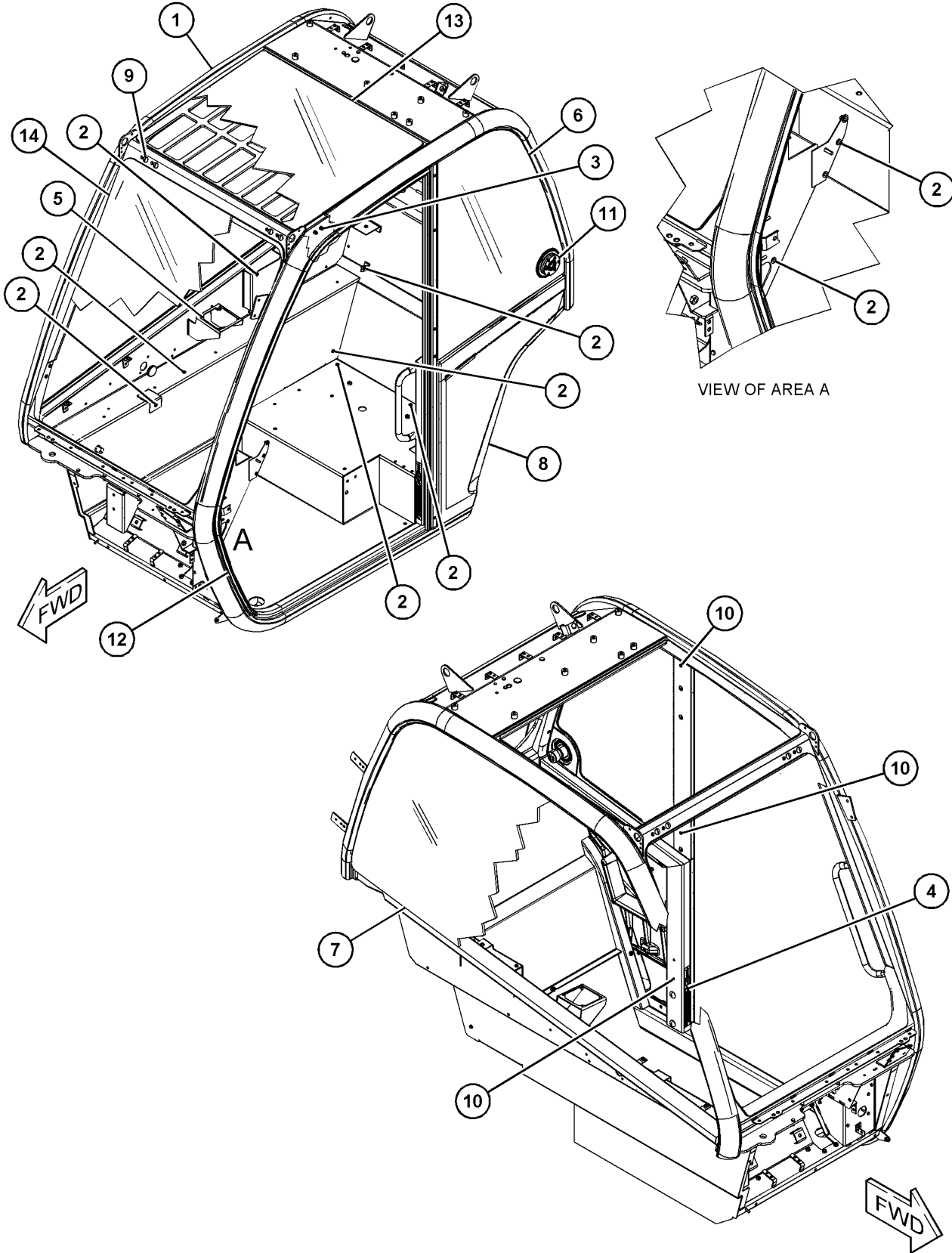
M - METRIC PART

Y - SEPARATE ILLUSTRATION

OPERATOR STATION

495-6210 CAB GP (contd.)

i06591330



GRAPHIC #1

<END>

g06041324

OPERATOR STATION

474-3810 CONDENSER GP-REFRIGERANT-CAB PART OF 495-7654 AIR CONDITIONER & MOUNTING GP AN ATTACHMENT

SMCS-1805

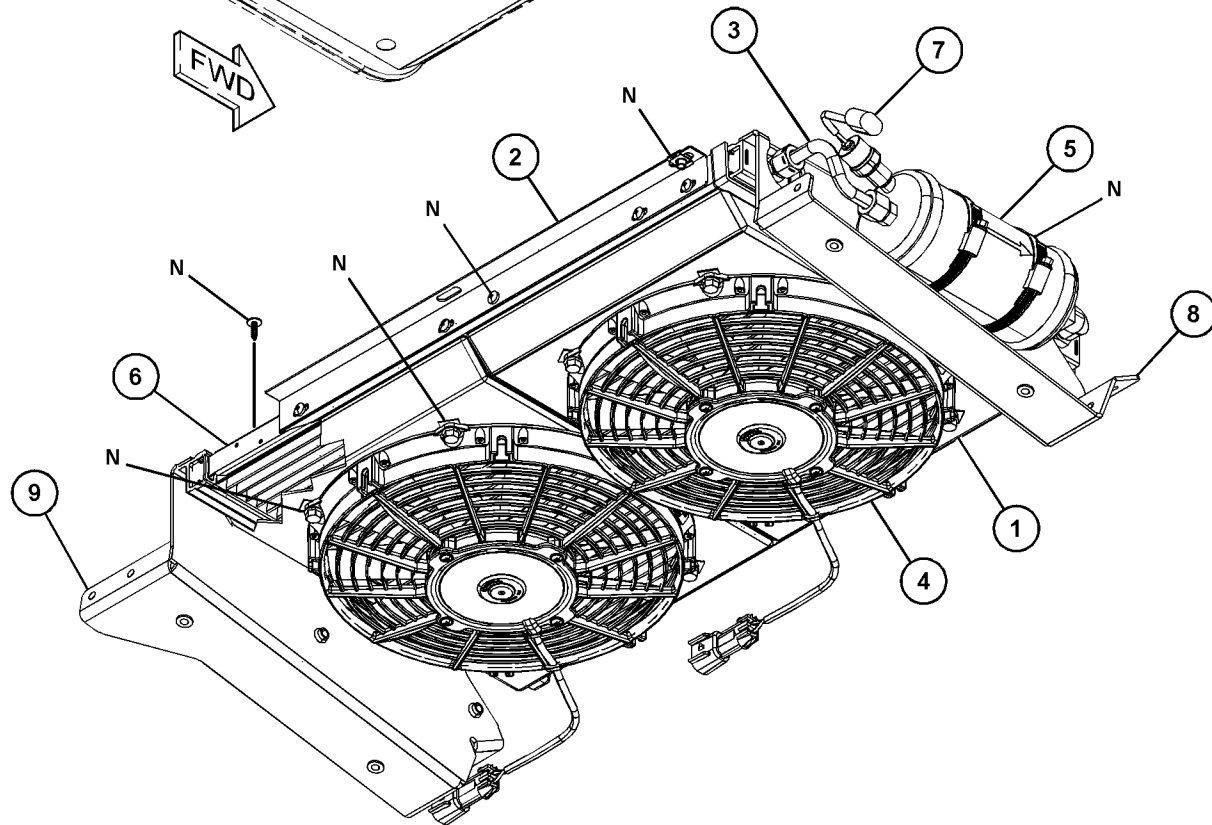
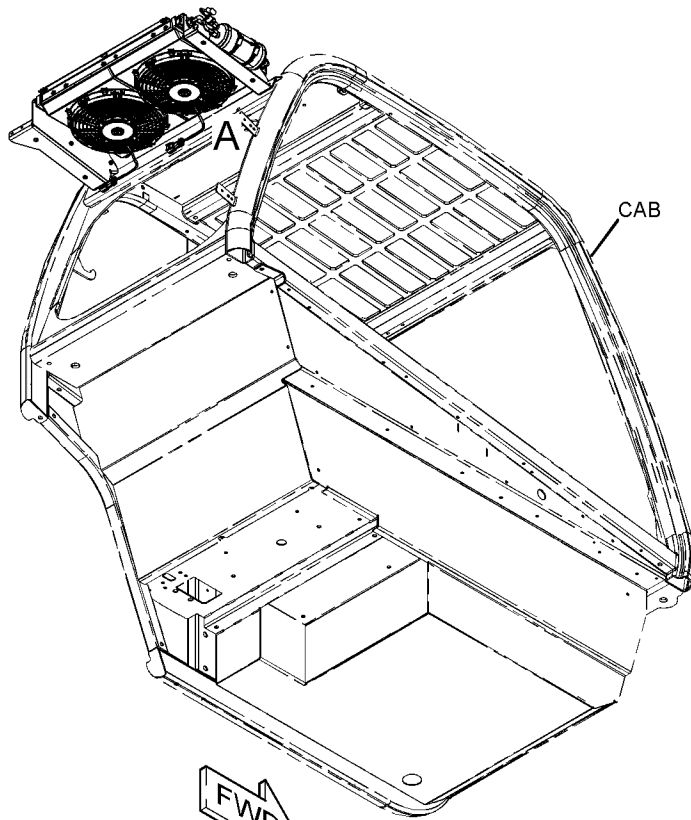
i06808196

NOTE	REF NO	GRAPHIC REF	PART NUMBER	QTY	PART NAME						SEE PAGE
					1	2	3	4	5	6	
	1	1	497-7205	1	BRACKET						
	2	1	497-7206	2	SUPPORT						
	3	1	497-6388	1	TUBE						
	4	1	497-7207	2	FAN-CONDENSER						
	5	1	497-6389	1	HEATER (CONDENSER)						
	6	1	497-7208	1	CONDENSER						
	7	1	474-4156	1	BRACKET AS (CONDENSER)						
	8	1	474-4157	1	BRACKET AS						
	9	1	497-6391	1	CONNECTOR						
					AVAILABLE REPAIR KIT(S):						
			479-5954	1	KIT-FASTENER						
					(INCLUDES PARTS MARKED 'N' IN THE GRAPHIC)						
			479-5955	1	KIT-O-RING						
					(INCLUDES O-RINGS)						

OPERATOR STATION

474-3810 CONDENSER GP-REFRIGERANT (contd.)

i06808196



VIEW OF AREA A

GRAPHIC #1

<END>

g03830015

OPERATOR STATION

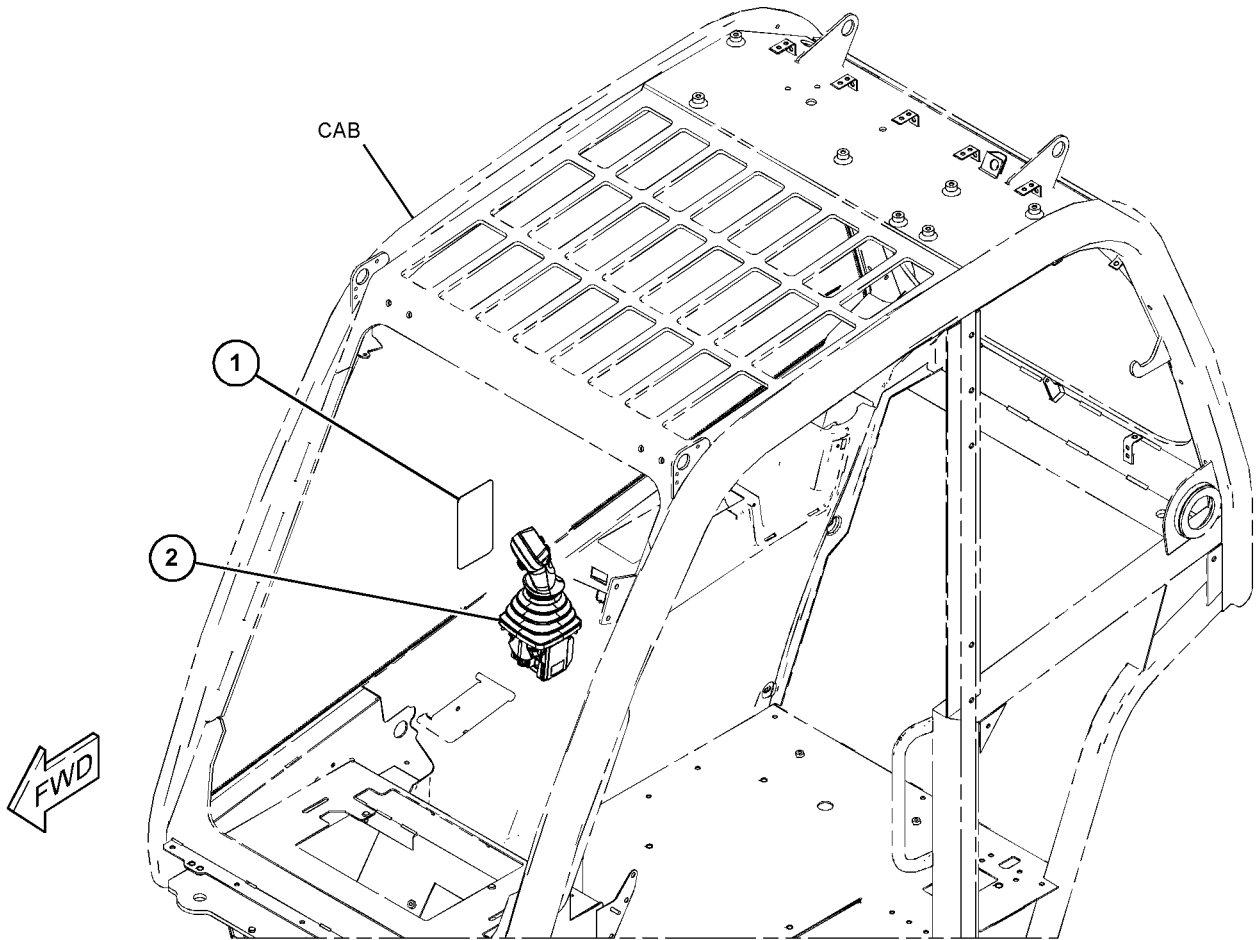
487-3912 CONTROL GP-JOYSTICK

PART OF 502-3551 CAB AR, 502-3552, 502-3553, 502-3554 CAB AR-ENCLOSED ROPS
AN ATTACHMENT

SMCS-5063, 5705

i06591331

NOTE	REF NO	GRAPHIC REF	PART NUMBER	QTY	PART NAME						SEE PAGE
					1	2	3	4	5	6 (PRODUCT LEVEL)	
	1	1	477-2618	1	FILM-IDENTIFICATION (JOYSTICK)						
	2	1	477-2614	1	CONTROL GP-JOYSTICK						
		1	472-7793	4	SCREW (M6X1X20-MM)						
		1	477-2616	1	CONTROL GP-JOYSTICK						



GRAPHIC #1

<END>

g06042296

OPERATOR STATION

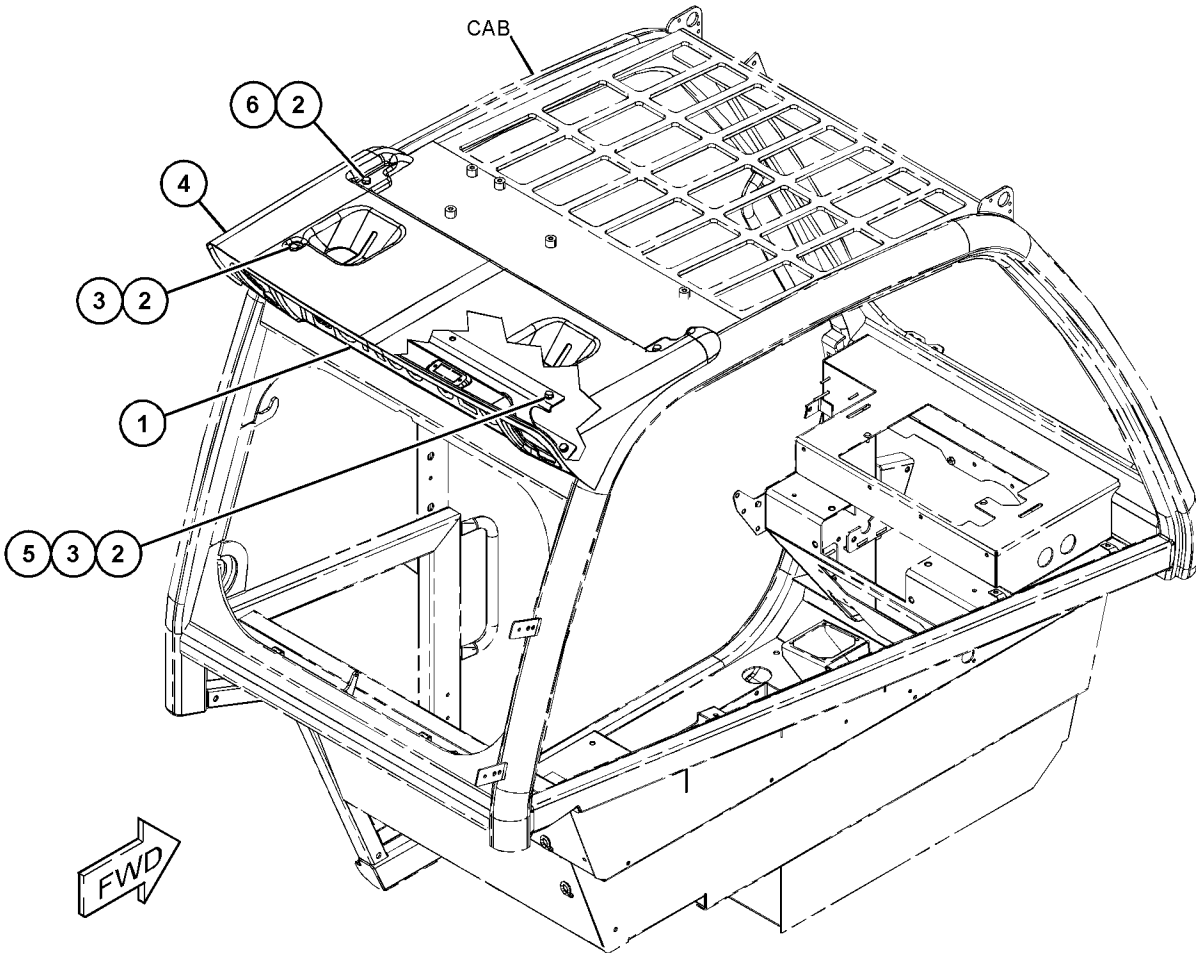
492-3937 COVER GP-ACCESS-CAB ROOF PART OF 502-3551 CAB AR, 502-3553 CAB AR-ENCLOSED ROPS AN ATTACHMENT

SMCS-726A

i06812462

NOTE	REF NO	GRAPHIC REF	PART NUMBER	QTY	PART NAME						SEE PAGE
					1	2	3	4	5	6 (PRODUCT LEVEL)	
	1	1	492-3939	1	COVER						
M	2	1	8T-4189	10	BOLT (M8X1.25X20-MM)						
	3	1	8T-4224	8	WASHER-HARD (8.8X16X2-MM THK)						
	4	1	492-3938	1	COVER						
	5	1	474-6081	1	BRACKET AS						
	6	1	309-3997	2	WASHER (8.4X25X2-MM THK)						

M - METRIC PART



GRAPHIC #1

<END>

g06126099

OPERATOR STATION

492-3933 COVER GP-CAB-ROOF PART OF 502-3552, 502-3554 CAB AR-ENCLOSED ROPS AN ATTACHMENT

SMCS-7301

i06810176

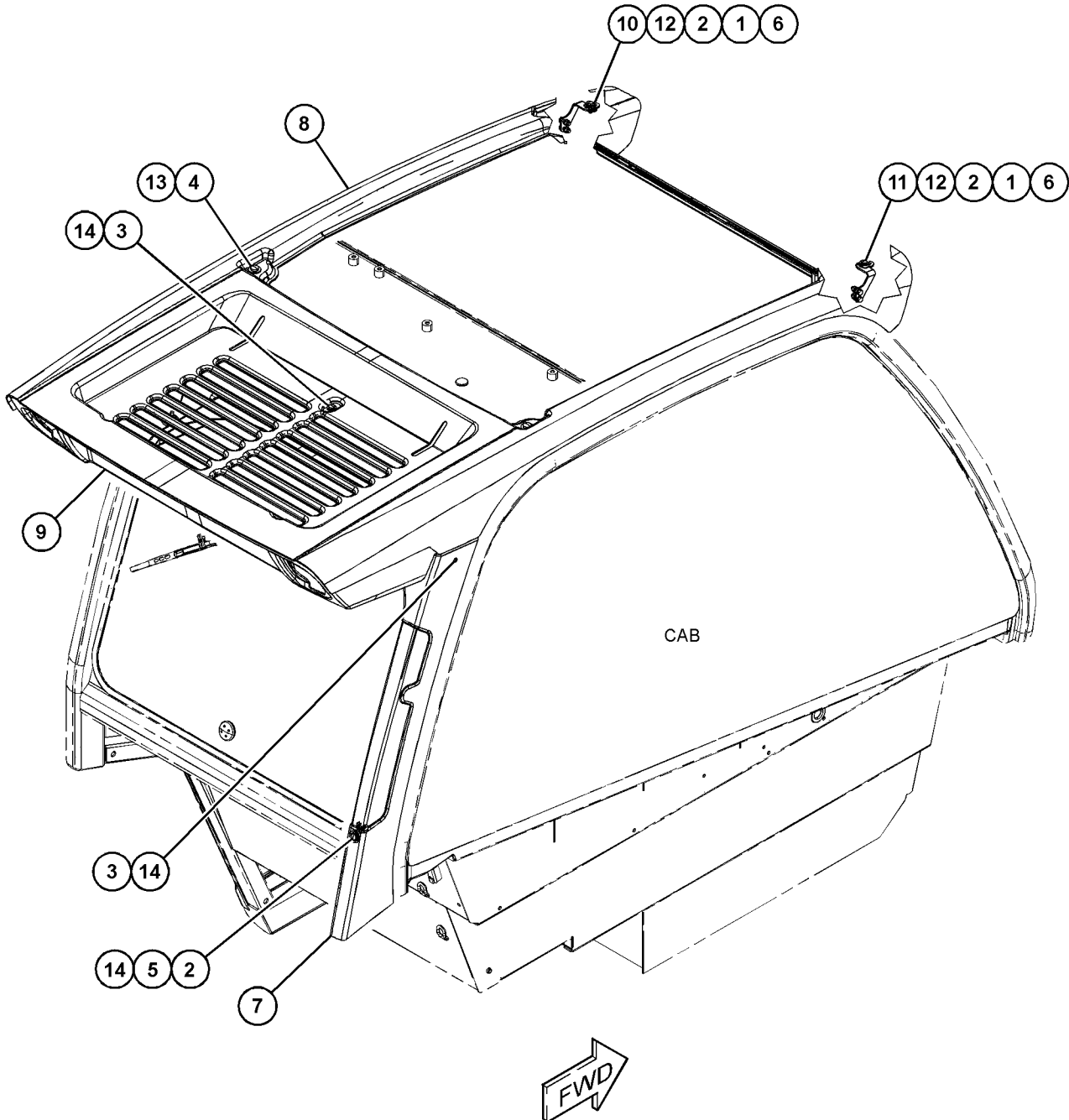
NOTE	REF NO	GRAPHIC REF	PART NUMBER	QTY	PART NAME						SEE PAGE
					1	2	3	4	5	6 (PRODUCT LEVEL)	
M	1	1	5C-2890	4	NUT (M6X1-THD)						
	2	1	8T-4205	9	WASHER-HARD (7.2X14.5X2-MM THK)						
	3	1	5W-1417	10	WASHER (6.4X18X1.6-MM THK)						
	4	1	309-3997	2	WASHER (8.4X25X2-MM THK)						
	5	1	303-4787	1	WASHER (6.1X11.8X1.6-MM THK)						
M	6	1	341-7590	3	NUT (M6X1-THD)						
	7	1	471-6125	1	COVER						
	8	1	492-3941	1	COVER GP-CAB						
	9	1	492-3934	1	COVER-ROOF						
	10	1	492-3935	1	BRACKET						
	11	1	492-3936	1	BRACKET						
M	12	1	8T-4138	4	BOLT (M6X1X20-MM)						
M	13	1	471-6672	2	SCREW (M8X1.25X20-MM)						
M	14	1	473-6822	11	SCREW (M6X1X20-MM)						

M - METRIC PART

OPERATOR STATION

492-3933 COVER GP-CAB (contd.)

i06810176



GRAPHIC #1

<END>

g06129416

OPERATOR STATION

492-4842 COVER GP-CAB

S/N: TD21-UP

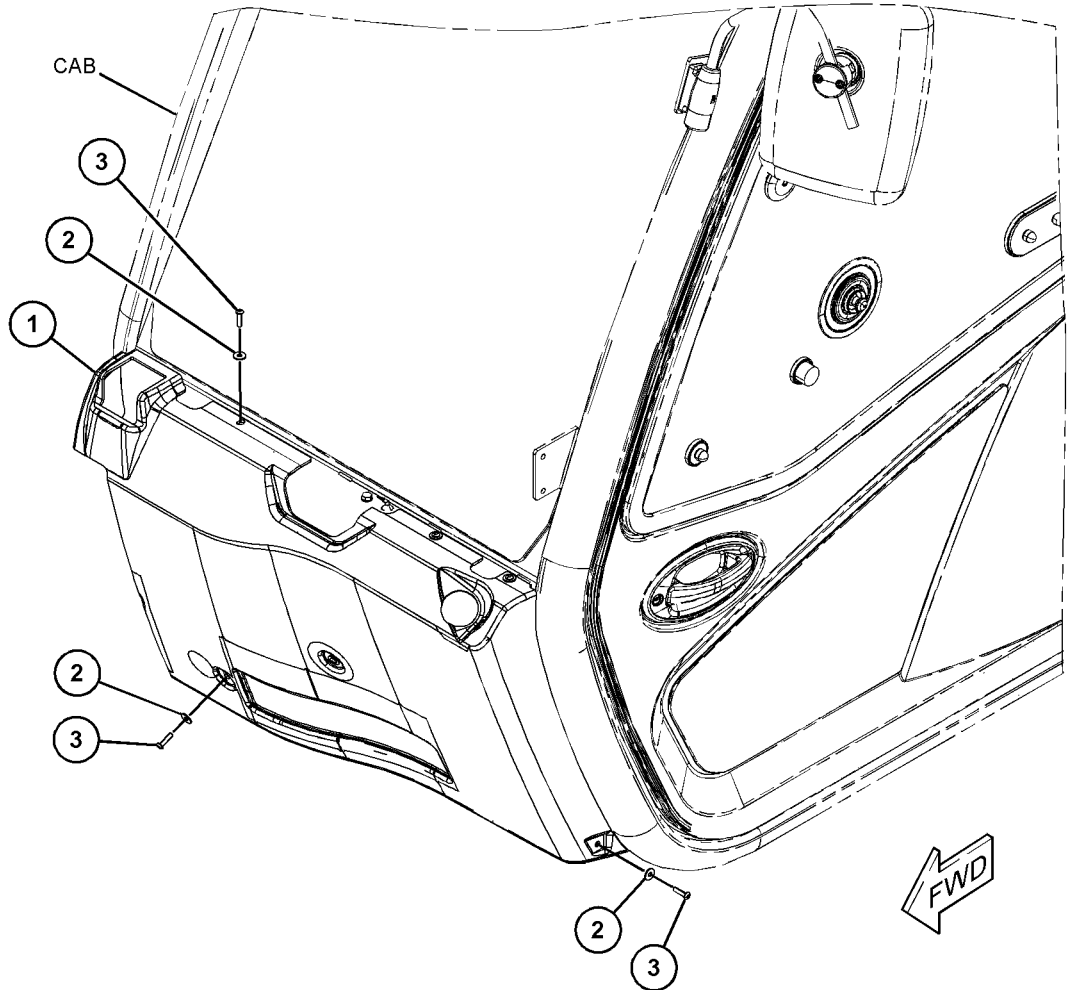
PART OF 502-3578 LIGHTING GP-ROADING
AN ATTACHMENT

SMCS-7301

i06711076

NOTE	REF NO	GRAPHIC REF	PART NUMBER	QTY	PART NAME						SEE PAGE
					1	2	3	4	5	6 (PRODUCT LEVEL)	
	1	1	5W-1417	6	WASHER (6.4X18X1.6-MM THK)						
M	2	1	166-3777	6	SCREW-BUTTON HEAD (M6X1X28-MM)						
	3	1	492-4843	1	COVER-FRONT						

M - METRIC PART



GRAPHIC #1

<END>

g06097749

OPERATOR STATION

495-6135 DOOR GP-CAB

PART OF 502-3551 CAB AR, 502-3552, 502-3553, 502-3554 CAB AR-ENCLOSED ROPS
AN ATTACHMENT

SMCS-7308

i06810936

NOTE	REF NO	GRAPHIC REF	PART NUMBER	QTY	PART NAME						SEE PAGE
					1	2	3	4	5	6 (PRODUCT LEVEL)	
	1	2	495-6138	1	NUT						
	2	2	473-8907	2	BUSHING						
M	3	2	312-3282	4	SCREW (M6X1.0X10-MM)						
M	4	2	8T-4970	4	BOLT (M6X1X14-MM)						
M	5	2	5C-7261	2	NUT (M8X1.25-THD)						
	6	1	473-8905	1	COVER-DOOR						
	7	2	8T-4205	4	WASHER-HARD (7.2X14.5X2-MM THK)						
	8	1,2	8T-4224	11	WASHER-HARD (8.8X16X2-MM THK)						
	9	2	329-3663	1	PIN-THREADED						
M	10	1	7Y-7394	5	SCREW-BUTTON HEAD (M8X1.25X25-MM)						
M	11	2	142-2304	2	SCREW-BUTTON HEAD (M8X1.25X35-MM)						
	12	1	343-7429	10	SLEEVE						
	13	1	459-2772	5	PLUG						
Y	14	1	513-3136	1	WINDOW GP-CAB						541
	15	2	495-2033	1	LATCH GP						
		2	495-2043	1	LINK						
M		2	178-9983	1	LOCKNUT (M4X0.7-THD)						
		2	495-2042	1	LATCH AS						
	16	2	473-9375	1	HANDLE AS						
		2	497-8800	1	CABLE AS						
	17	1	495-6136	1	HANDLE GP-DOOR						
Y	18	1	495-6139	1	DOOR GP-CAB						475
	19	2	473-8799	2	SCREW (M6X1X12-MM)						
	20	2	473-8881	1	BRACKET AS						
	21	1	495-6146	1	STRAP GP						
		1	329-3664	2	HOLDER-DOOR						
		1	515-9909	1	STRAP						
		1	495-6147	4	SCREW						
		1	495-6148	1	PLATE						
	22	1	473-8911	7	HINGE						
	23	2	5W-1417	2	WASHER (6.4X18X1.6-MM THK)						
M	24	1	198-3899	2	SCREW-BUTTON HEAD (M8X1.25X20-MM)						
	25	1	329-3604	2	WASHER						
	26	1	513-7913	1	PIN-HINGE						

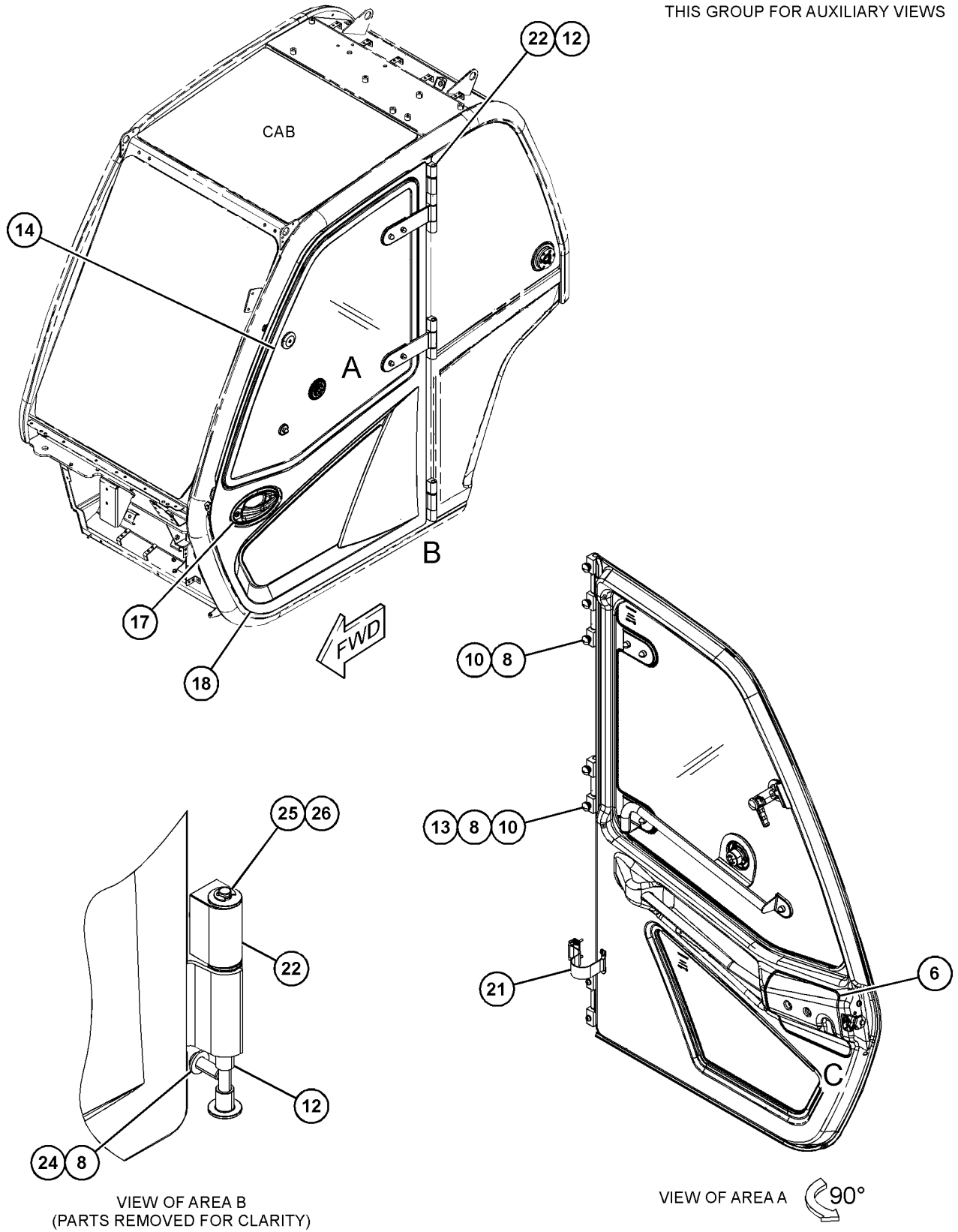
M - METRIC PART
Y - SEPARATE ILLUSTRATION

OPERATOR STATION

495-6135 DOOR GP-CAB (contd.)

106810936

REFER TO ALL ILLUSTRATIONS OF THIS GROUP FOR AUXILIARY VIEWS



VIEW OF AREA B
(PARTS REMOVED FOR CLARITY)

VIEW OF AREA A 90°

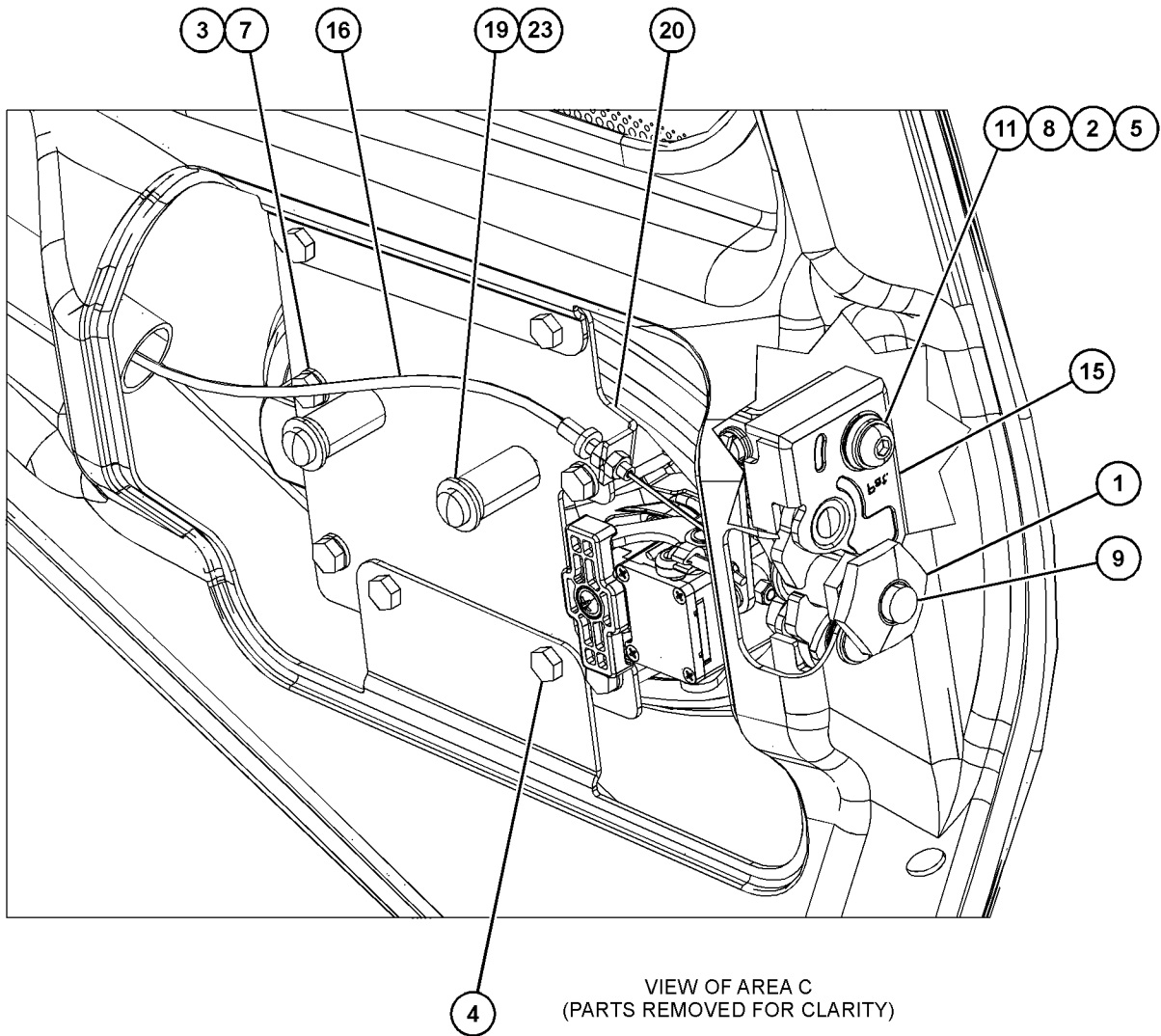
GRAPHIC #1

g06130713

OPERATOR STATION

495-6135 DOOR GP-CAB (contd.)

i06810936



GRAPHIC #2

<END>

g06130743

OPERATOR STATION

495-6139 DOOR GP-CAB

PART OF 495-6135 DOOR GP-CAB

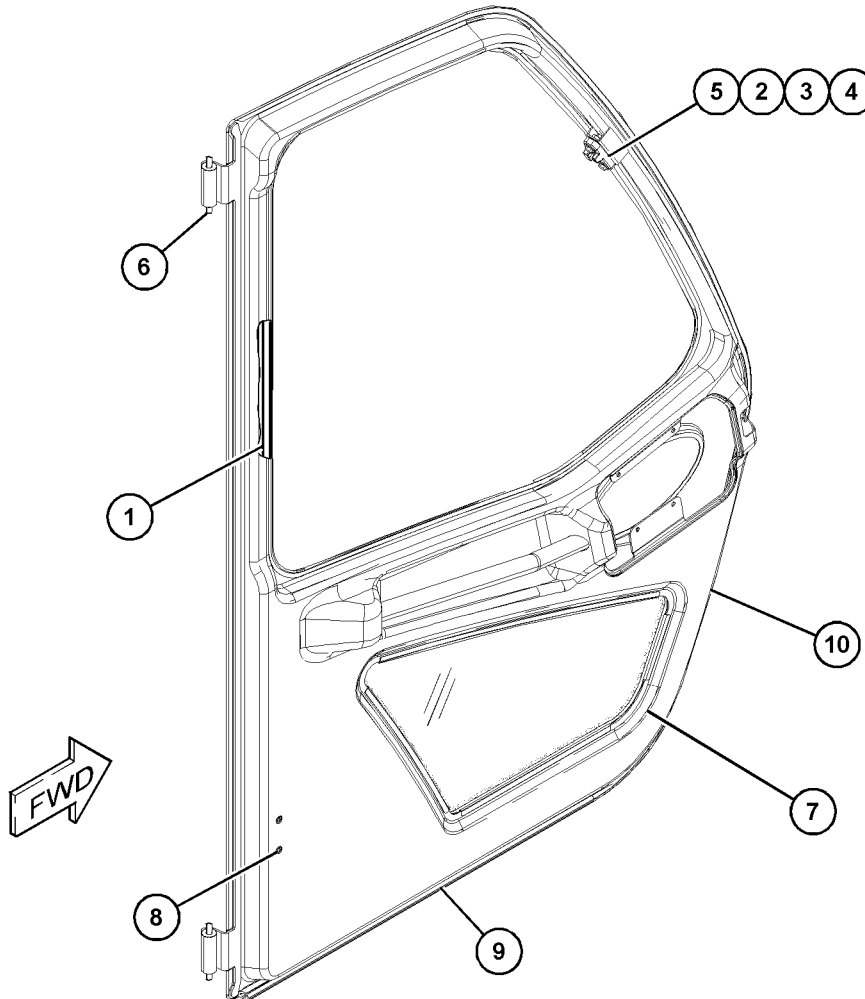
AN ATTACHMENT

SMCS-7308

i06601140

NOTE	REF NO	GRAPHIC REF	PART NUMBER	QTY	PART NAME						SEE PAGE
					1	2	3	4	5	6	
	1	1	473-8906	1	SEAL - DOOR						
B	2	1	495-6142	1	SHIM (1-MM THK)						
M	3	1	6V-7357	2	BOLT (M6X1X25-MM)						
	4	1	5W-1417	2	WASHER (6.4X18X1.6-MM THK)						
	5	1	459-2776	1	LATCH						
	6	1	473-8729	1	PIN						
	7	1	495-6140	1	GLASS						
	8	1	473-8879	2	FASTENER						
	9	1	473-8903	1	SEAL - DOOR						
	10	1	495-6141	1	DOOR AS						

B - USE AS REQUIRED
M - METRIC PART



GRAPHIC #1

<END>

g06088898

OPERATOR STATION

494-3705 ENCLOSURE GP-CAB

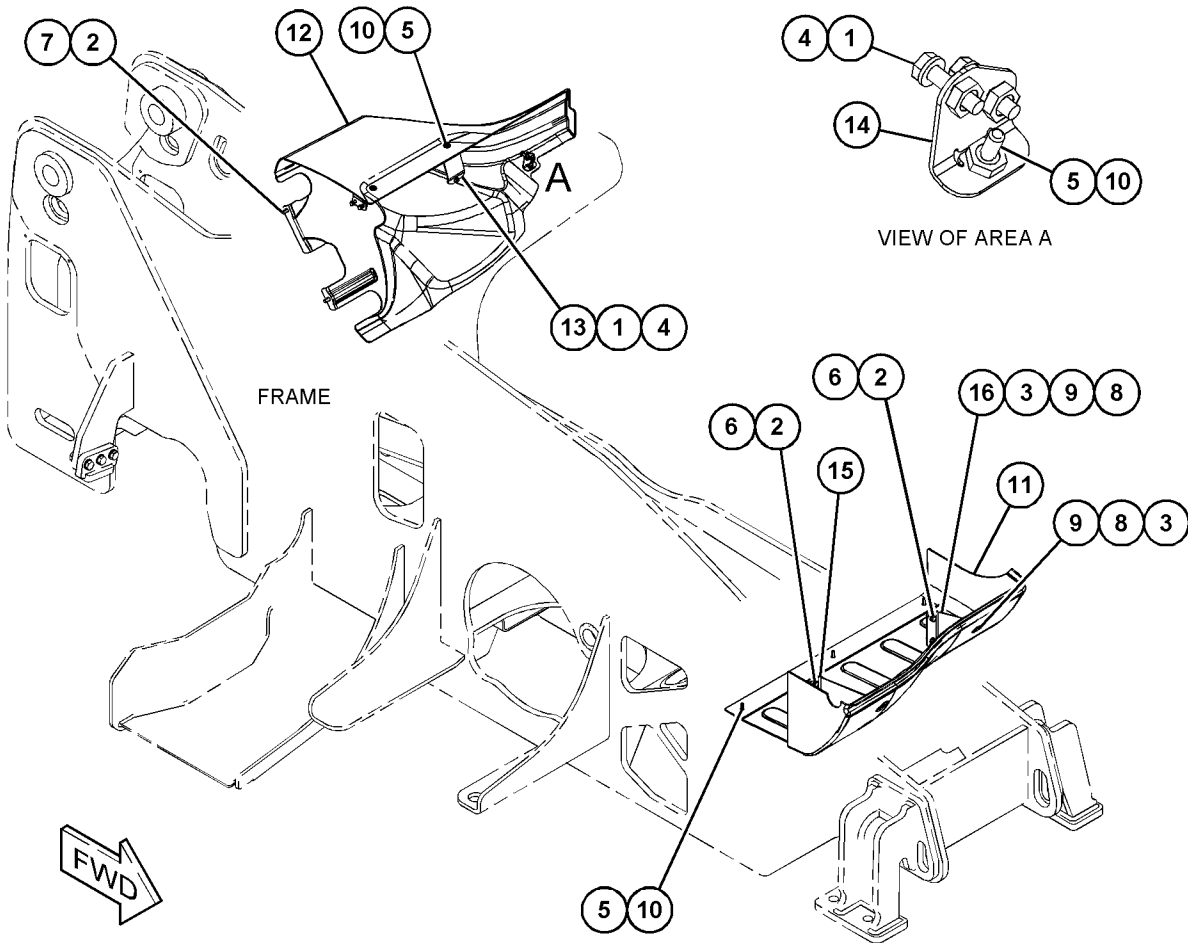
PART OF 495-1910, 495-1911 CHASSIS AR

SMCS-7276

i06603250

NOTE	REF NO	GRAPHIC REF	PART NUMBER	QTY	PART NAME						SEE PAGE
					1	2	3	4	5	6 (PRODUCT LEVEL)	
M	1	1	6V-7357	5	BOLT (M6X1X25-MM)						
M	2	1	8T-4189	6	BOLT (M8X1.25X20-MM)						
M	3	1	280-2651	4	SCREW-FLAT HEAD (M6X1X25-MM)						
	4	1	8T-4205	5	WASHER-HARD (7.2X14.5X2-MM THK)						
	5	1	5W-1417	6	WASHER (6.4X18X1.6-MM THK)						
	6	1	8T-4224	4	WASHER-HARD (8.8X16X2-MM THK)						
	7	1	309-3997	2	WASHER (8.4X25X2-MM THK)						
M	8	1	341-7590	4	NUT (M6X1-THD)						
	9	1	315-3901	4	WASHER (6.2X20X5-MM THK)						
M	10	1	166-3777	6	SCREW-BUTTON HEAD (M6X1X28-MM)						
	11	1	494-2033	1	COVER						
	12	1	494-3706	1	COVER						
	13	1	494-2071	1	SUPPORT AS						
	14	1	494-2072	1	SUPPORT AS						
	15	1	494-2341	1	PLATE						
	16	1	494-2342	1	PLATE						

M - METRIC PART



GRAPHIC #1

<END>

g06045427

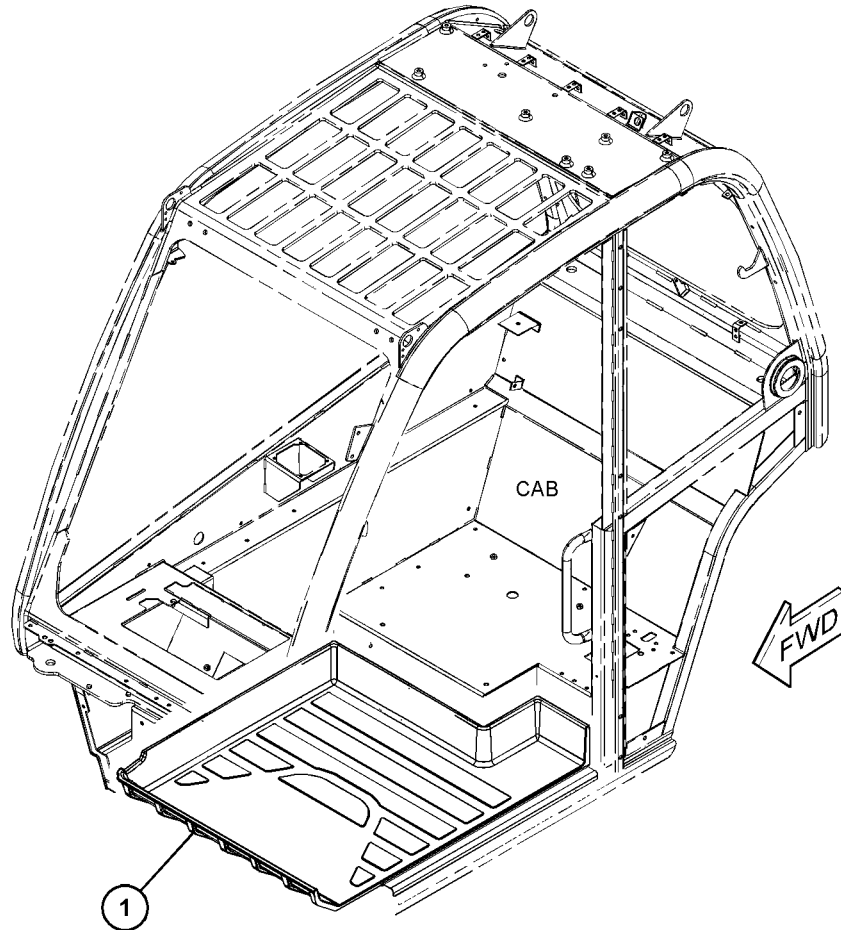
OPERATOR STATION

476-0697 FLOOR MAT GP PART OF 495-1910, 495-1911 CHASSIS AR

SMCS-726M

i06603243

NOTE	REF NO	GRAPHIC REF	PART NUMBER	QTY	PART NAME						SEE PAGE
					1	2	3	4	5	6 (PRODUCT LEVEL)	
	1	1	476-0698	1	FLOOR MAT						



GRAPHIC #1

<END>

g06046095

OPERATOR STATION

476-6686 GAUGE GP-INDICATOR

PART OF 492-2087 INDICATOR GP-LOAD

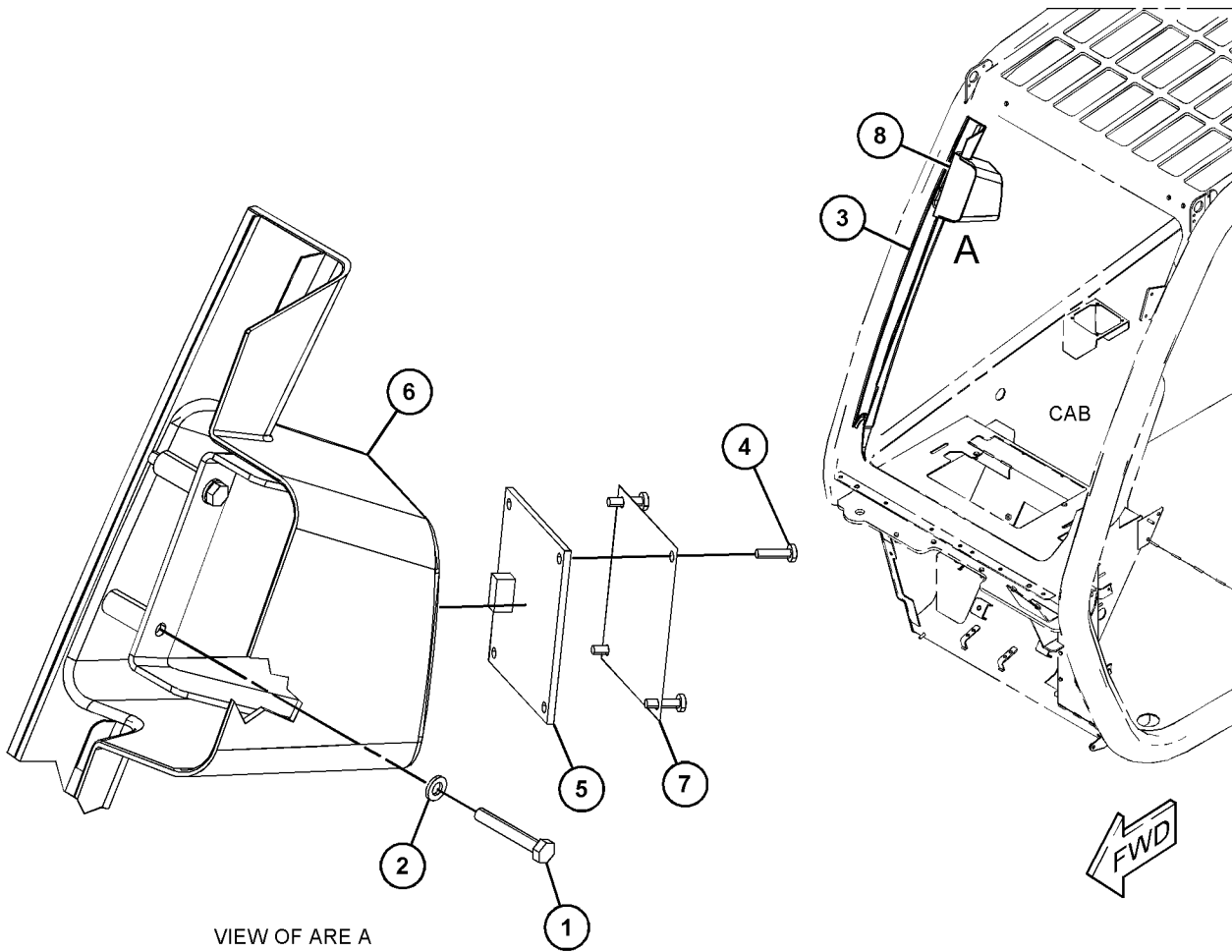
AN ATTACHMENT

SMCS-7450, 7451

i06824009

NOTE	REF NO	GRAPHIC REF	PART NUMBER	QTY	PART NAME						SEE PAGE
					1	2	3	4	5	6 (PRODUCT LEVEL)	
M	1	1	8C-8451	2	BOLT (M6X1X40-MM)						
	2	1	8T-4205	2	WASHER-HARD (7.2X14.5X2-MM THK)						
	3	1	476-9093	1	PANEL						
	4	1	386-4796	4	SCREW (M4X0.7X16-MM)						
	5	1	476-9090	1	BOARD-DISPLAY						
	6	1	476-9091	1	BRACKET AS						
	7	1	476-9092	1	FILM-IDENTIFICATION (LSI DISPLAY)						
	8	1	509-6096	1	FILM-IDENTIFICATION (LOAD STABILITY INDICATOR)						

M - METRIC PART



VIEW OF AREA A
(PARTS REMOVED FOR CLARITY)

GRAPHIC #1

<END>

g06132542

OPERATOR STATION

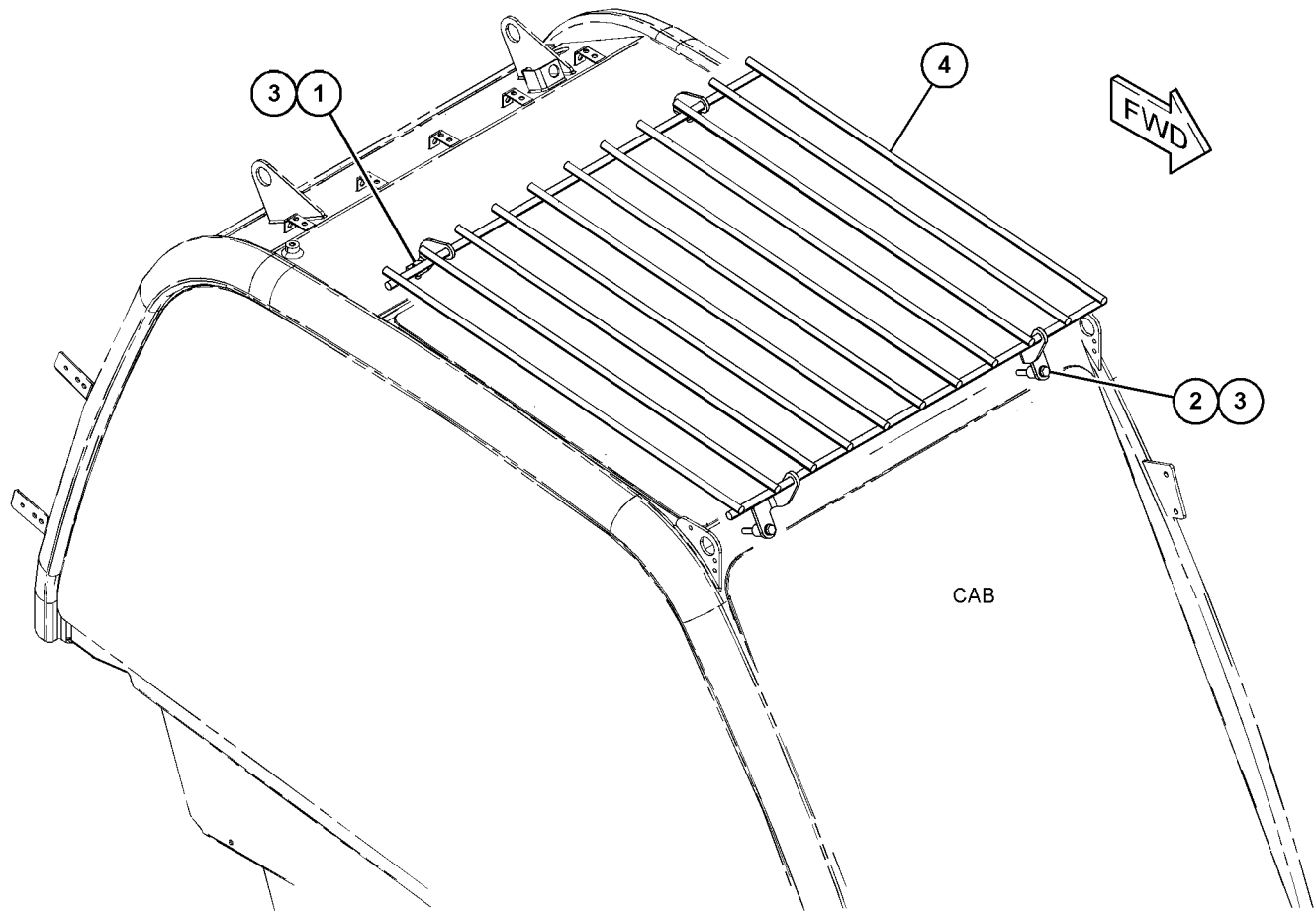
472-0940 GUARD GP-ROOF AN ATTACHMENT

SMCS-7150

i06102979

NOTE	REF NO	GRAPHIC REF	PART NUMBER	QTY	PART NAME						SEE PAGE
					1	2	3	4	5	6 (PRODUCT LEVEL)	
M	1	1	8T-4189	2	BOLT (M8X1.25X20-MM)						
M	2	1	8T-6869	2	BOLT (M8X1.25X60-MM)						
	3	1	8T-4224	4	WASHER-HARD (8.8X16X2-MM THK)						
	4	1	471-6160	1	GUARD AS-SCREEN						

M - METRIC PART



GRAPHIC #1

<END>

g03820939

OPERATOR STATION

505-7476 HAMMER & MOUNTING GP

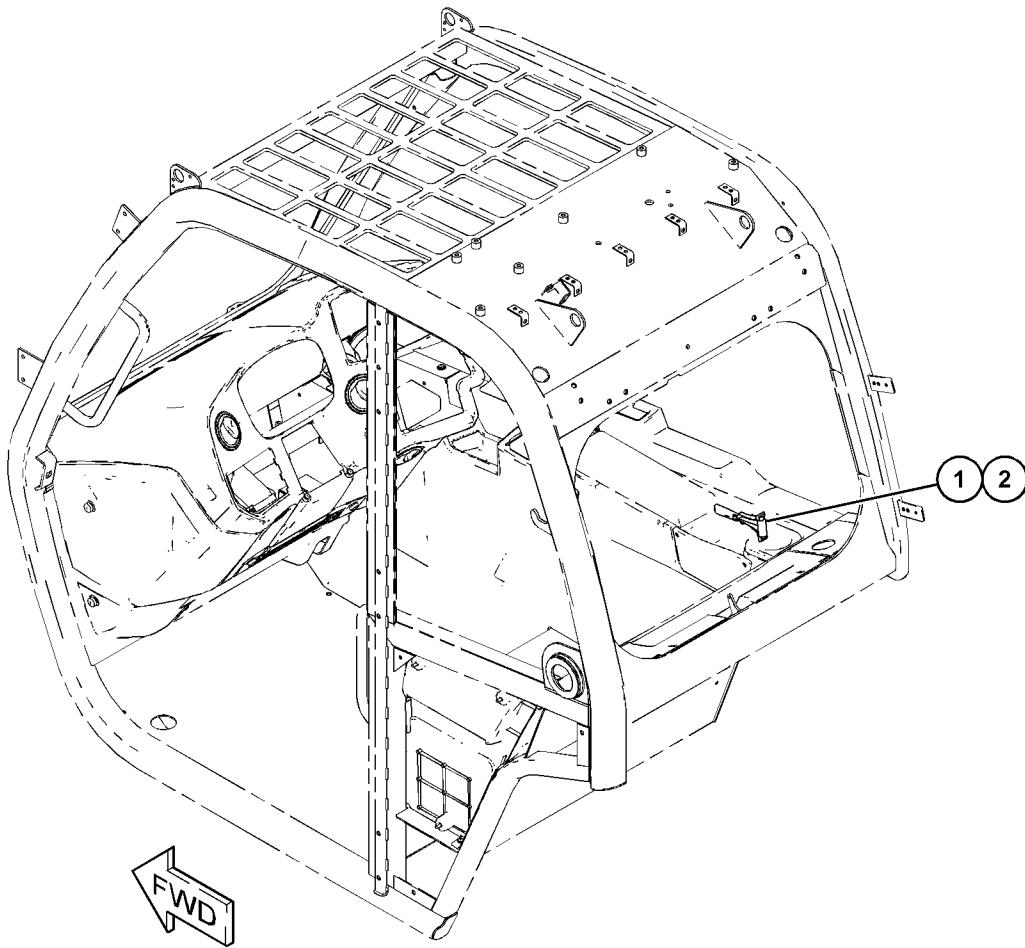
PART OF 502-3551 CAB AR, 502-3553, 502-3554 CAB AR-ENCLOSED ROPS
AN ATTACHMENT

SMCS-0606, 7310

i06591335

NOTE	REF NO	GRAPHIC REF	PART NUMBER	QTY	PART NAME						SEE PAGE
					1	2	3	4	5	6 (PRODUCT LEVEL)	
	1	1	209-4212	1	HAMMER GP (CAB WINDOW)						
M	2	1	211-1389	2	SCREW (M4X19-MM)						

M - METRIC PART



GRAPHIC #1

<END>

g06040089

OPERATOR STATION

495-3734 HEADLINER GP-CAB-RADIO

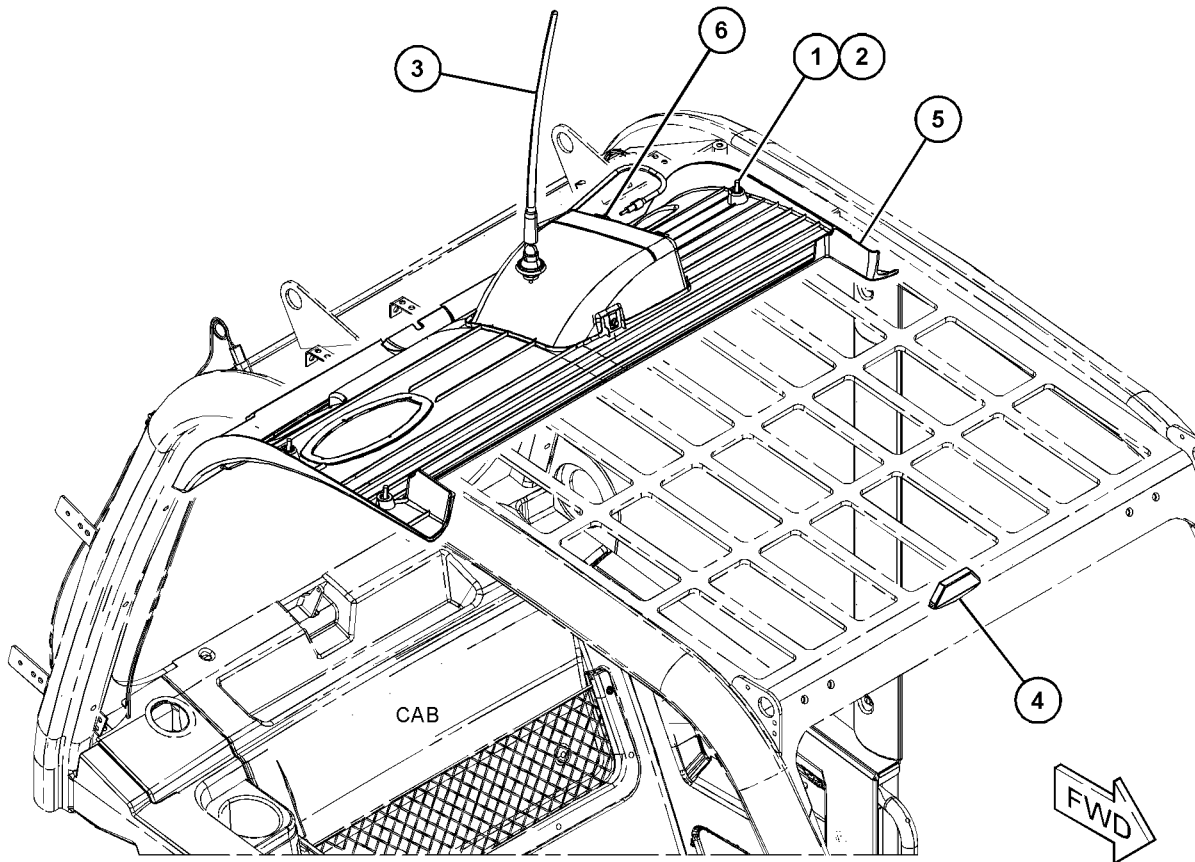
PART OF 502-3551 CAB AR, 502-3552, 502-3553, 502-3554 CAB AR-ENCLOSED ROPS
AN ATTACHMENT

SMCS-7325

i06591336

NOTE	REF NO	GRAPHIC REF	PART NUMBER	QTY	PART NAME						SEE PAGE
					1	2	3	4	5	6 (PRODUCT LEVEL)	
M	1	1	473-6822	6	SCREW (M6X1X20-MM)						
	2	1	8T-4205	6	WASHER-HARD (7.2X14.5X2-MM THK)						
	3	1	337-6457	1	ANTENNA (RADIO)						
	4	1	473-4949	1	ANGLE-INDICATOR (LEVEL)						
		1	299-0354	1	GAUGE (TILT ANGLE)						
	5	1	495-3735	1	HEADLINER GP-CAB						
	6	1	495-3736	1	PLATE						

M - METRIC PART



GRAPHIC #1

<END>

g06094147

OPERATOR STATION

473-4942 HEATER & AIR CONDITIONER GP

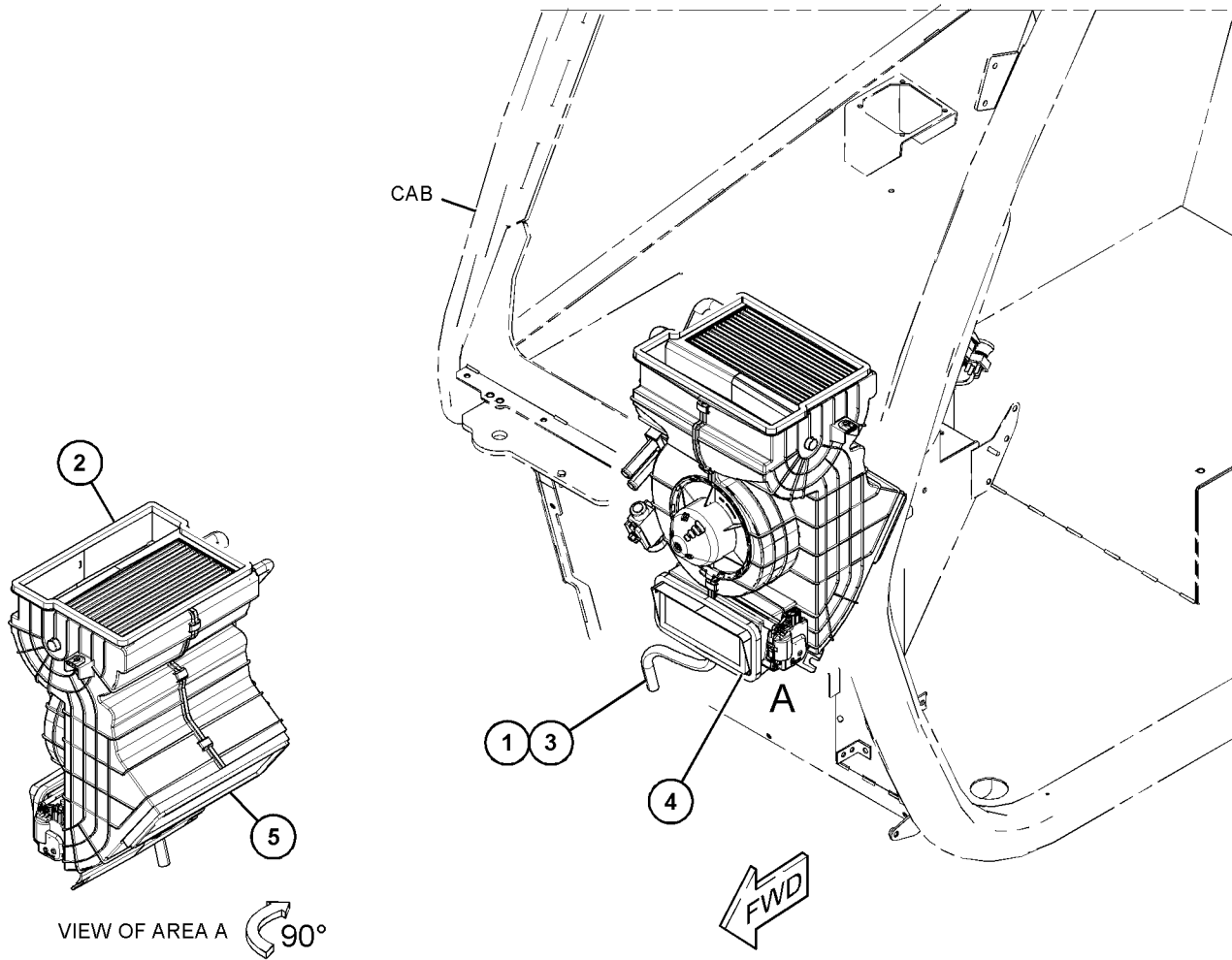
PART OF 473-4944 AIR CONDITIONER GP
AN ATTACHMENT

SMCS-7304, 7309, 7320

i06826495

NOTE	REF NO	GRAPHIC REF	PART NUMBER	QTY	PART NAME						SEE PAGE
					1	2	3	4	5	6 (PRODUCT LEVEL)	
	1	1	459-3609	1	CLAMP						
CY	2	1	484-8312	1	HEATER GP-CAB (HEATER, AIR CONDITIONER)						486
BD	3	1	5P-5674		TUBE (12.7-OD DIA) (1-M)						
	4	1	473-2650	1	FILTER (HVAC) (RECIRCULATION)						
	5	1	473-2651	1	FILTER (HVAC) (CAB AIR CONDITIONER)						

B - USE AS REQUIRED
C - CHANGE FROM PREVIOUS TYPE
D - ORDER BY THE METER
Y - SEPARATE ILLUSTRATION



GRAPHIC #1

<END>

g06131250

OPERATOR STATION

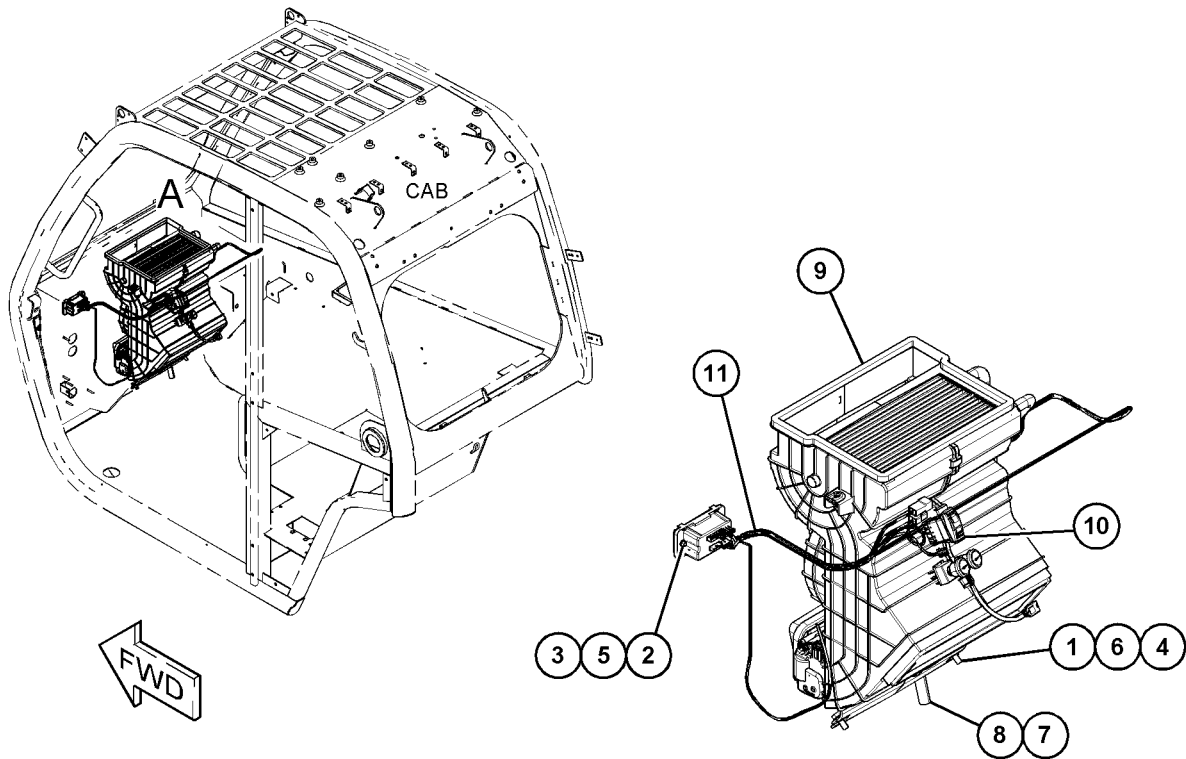
485-1683 HEATER & MTG GP-CAB PART OF 502-3551 CAB AR, 502-3553 CAB AR-ENCLOSED ROPS AN ATTACHMENT

SMCS-7304

i06591337

NOTE	REF NO	GRAPHIC REF	PART NUMBER	QTY	PART NAME						SEE PAGE
					1	2	3	4	5	6 (PRODUCT LEVEL)	
M	1	1	8T-4189	2	BOLT (M8X1.25X20-MM)						
M	2	1	5C-8312	2	NUT (M4X0.7-THD)						
	3	1	5W-5038	2	WASHER (4.3X9X0.8-MM THK)						
	4	1	309-3997	2	WASHER (8.4X25X2-MM THK)						
	5	1	473-9270	2	WASHER-SPRING						
	6	1	298-7387	2	LOCKWASHER						
	7	1	459-3609	1	CLAMP						
BD	8	1	5P-5674		TUBE (12.7-OD DIA) (1-M)						
Y	9	1	485-1684	1	HEATER GP-CAB						490
	10	1	473-4946	1	SWITCH AS-AIR CONDITIONER (HVAC)						
	11	1	473-8717	1	HARNES AS-HEATER & AIR COND (MAIN)						

B - USE AS REQUIRED
D - ORDER BY THE METER
M - METRIC PART
Y - SEPARATE ILLUSTRATION



VIEW OF AREA A

GRAPHIC #1

<END>

g06057947

OPERATOR STATION

473-2084 HEATER GP-CAB

PART OF 485-1684 HEATER GP-CAB
AN ATTACHMENT

SMCS-7304

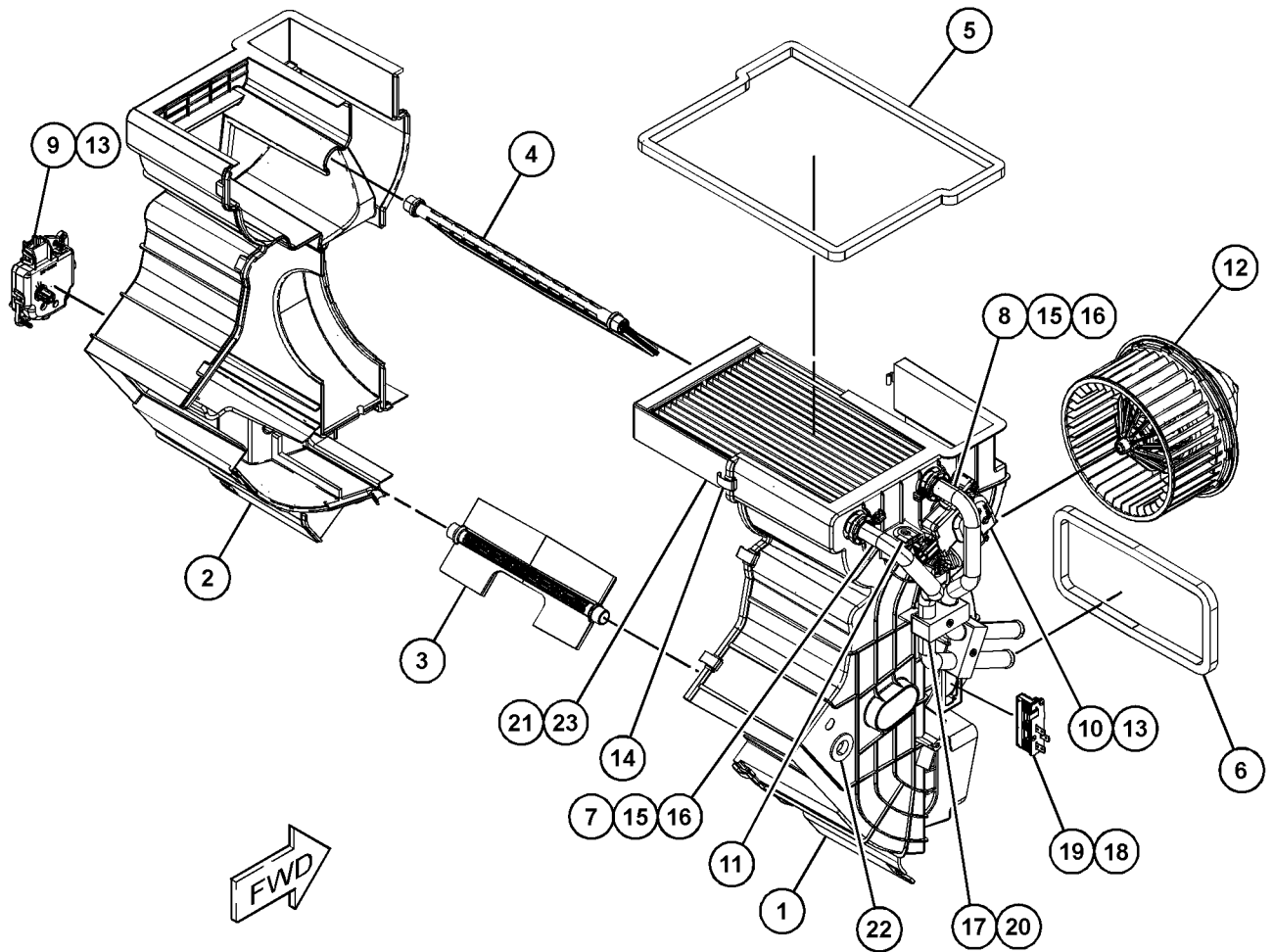
i06708438

NOTE	REF NO	GRAPHIC REF	PART NUMBER	QTY	PART NAME						SEE PAGE
					1	2	3	4	5	6 (PRODUCT LEVEL)	
	1	1	484-8317	1	HOUSING						
	2	1	484-8318	1	HOUSING						
	3	1	484-8313	1	HEATER AS-CAB (FRESH AIR)						
		1	484-9149	1	FOAM						
		1	484-9150	2	FOAM						
	4	1	484-8314	1	HEATER AS-CAB (MIXING CHAMBER)						
		1	484-8350	2	FOAM						
	5	1	484-9138	1	FOAM						
	6	1	484-9139	1	FOAM						
	7	1	484-9140	1	PIPE-WATER						
	8	1	484-8319	1	PIPE-WATER						
	9	1	484-8323	1	ACTUATOR						
	10	1	484-8324	1	ACTUATOR						
	11	1	484-8325	2	GROMMET						
	12	1	484-8327	1	FAN						
	13	1	484-8328	4	SCREW						
	14	1	484-8330	9	CLAMP						
	15	1	484-8331	2	CLAMP						
	16	1	484-8332	2	SCREW						
	17	1	484-8333	2	CLAMP						
	18	1	484-8334	1	RESISTOR						
	19	1	484-8337	2	SCREW						
	20	1	484-8338	2	SCREW						
	21	1	484-8316	1	HEATER AS-CAB (RADIATOR)						
	22	1	484-8340	1	GROMMET						
	23	1	484-8345	2	SEAL-O-RING						

OPERATOR STATION

473-2084 HEATER GP-CAB (contd.)

106708438



GRAPHIC #1

<END>

g06096204

OPERATOR STATION

484-8312 HEATER GP-CAB-HEATER, AIR CONDITIONER PART OF 473-4942 HEATER & AIR CONDITIONER GP AN ATTACHMENT

SMCS-7304

i06783859

NOTE	REF NO	GRAPHIC REF	PART NUMBER	QTY	PART NAME						SEE PAGE
					1	2	3	4	5	6 (PRODUCT LEVEL)	
	1	1	484-8317	1	HOUSING (RIGHT)						
	2	2	484-8318	1	HOUSING (LEFT)						
	3	2	484-8313	1	HEATER AS-CAB (FRESH AIR)						
		2	484-9149	1	FOAM						
		2	484-9150	2	FOAM						
	4	2	484-8314	1	HEATER AS-CAB (MIXING CHAMBER)						
		2	484-8350	2	FOAM						
	5	2	484-8316	1	HEATER AS-CAB (RADIATOR)						
	6	2	484-9138	1	FOAM (AIR OUTLET)						
	7	2	484-9139	1	FOAM (AIR INLET)						
	8	1	484-9140	1	PIPE-WATER						
	9	1	484-8319	1	PIPE-WATER						
	10	1	484-8321	1	PIPE AS						
	11	2	484-8323	1	ACTUATOR						
	12	1	484-8324	1	ACTUATOR						
	13	2	484-8325	2	GROMMET						
	14	1	484-8326	1	VALVE (HVAC)						
	15	2	484-8327	1	FAN						
	16	1,2	484-8328	4	SCREW						
	17	2	484-8330	9	CLAMP						
	18	1	484-8331	2	CLAMP						
	19	1	484-8332	2	SCREW						
	20	1	484-8333	3	CLAMP						
	21	2	484-8334	1	RESISTOR						
	22	1	484-8335	4	BOLT						
	23	1	484-8336	1	BOLT						
	24	2	484-8337	2	SCREW						
	25	1	484-8338	3	SCREW						
	26	1	484-8339	1	SENSOR (HVAC) (THERMOSTAT)						
Y	27	2	484-8315	1	HEATER GP-CAB (EVAPORATOR)						489
	28	1	484-8340	1	GROMMET						
	29	1	484-8341	1	CLAMP						
	30	1	484-8342	1	CLAMP						
	31	1	484-8343	1	SEAL-O-RING						
	32	1	484-8344	1	SEAL-O-RING						
	33	2	484-8345	2	SEAL-O-RING						
	34	1	484-8346	1	WASHER						
	35	1	484-8348	1	WASHER						

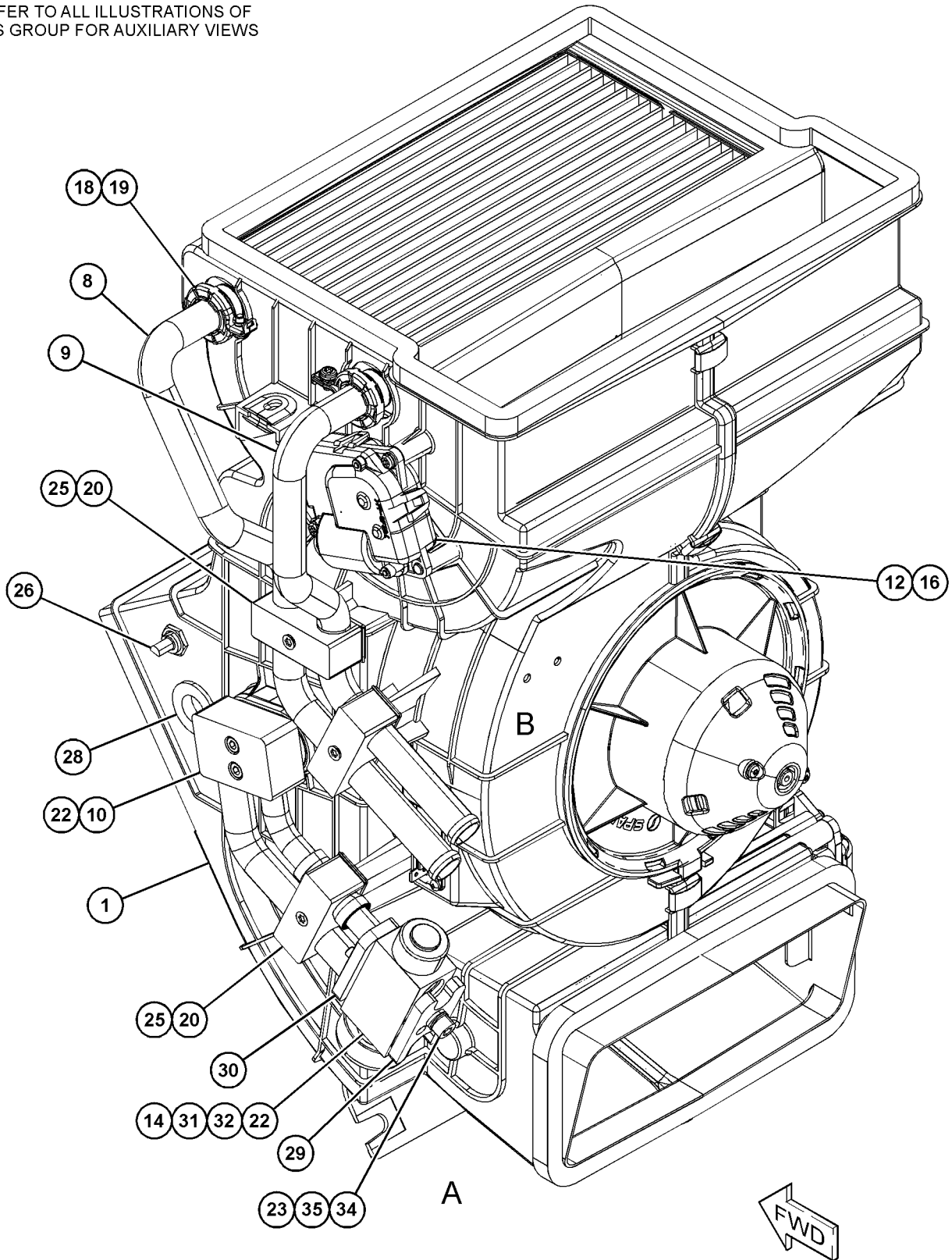
Y - SEPARATE ILLUSTRATION

OPERATOR STATION

484-8312 HEATER GP-CAB (contd.)

106783859

REFER TO ALL ILLUSTRATIONS OF THIS GROUP FOR AUXILIARY VIEWS



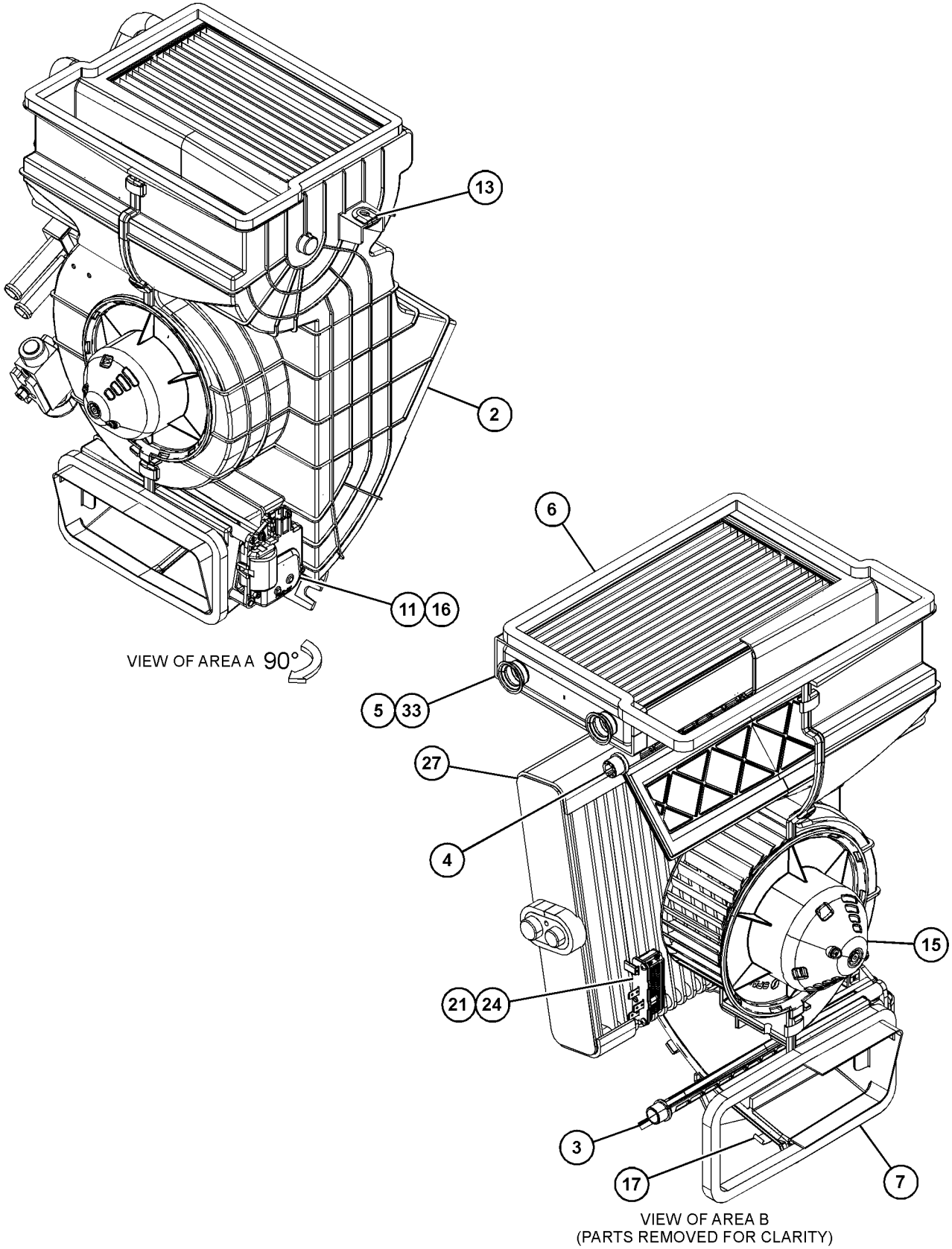
GRAPHIC #1

g06113581

OPERATOR STATION

484-8312 HEATER GP-CAB (contd.)

i06783859



GRAPHIC #2

<END>

g06113582

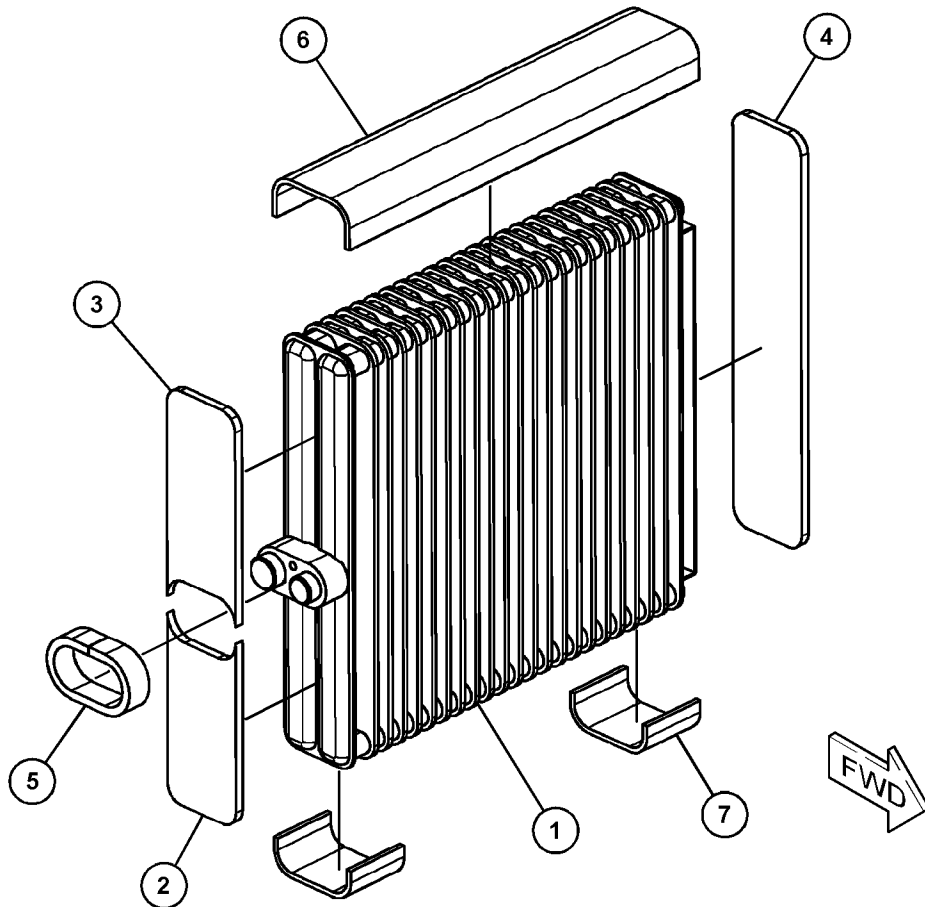
OPERATOR STATION

484-8315 HEATER GP-CAB-EVAPORATOR PART OF 484-8312 HEATER GP-CAB AN ATTACHMENT

SMCS-7304

i06249055

NOTE	REF NO	GRAPHIC REF	PART NUMBER	QTY	PART NAME						SEE PAGE
					1	2	3	4	5	6	
	1	1	484-8351	1	HEATER						
	2	1	484-8352	1	FOAM						
	3	1	484-8353	1	FOAM						
	4	1	484-8354	1	FOAM						
	5	1	484-8355	1	SEAL						
	6	1	484-8356	1	INSULATOR						
	7	1	484-8357	2	INSULATOR						



GRAPHIC #1

<END>

g03886638

OPERATOR STATION

485-1684 HEATER GP-CAB

PART OF 485-1683 HEATER & MTG GP-CAB

AN ATTACHMENT

SMCS-7304

i06591332

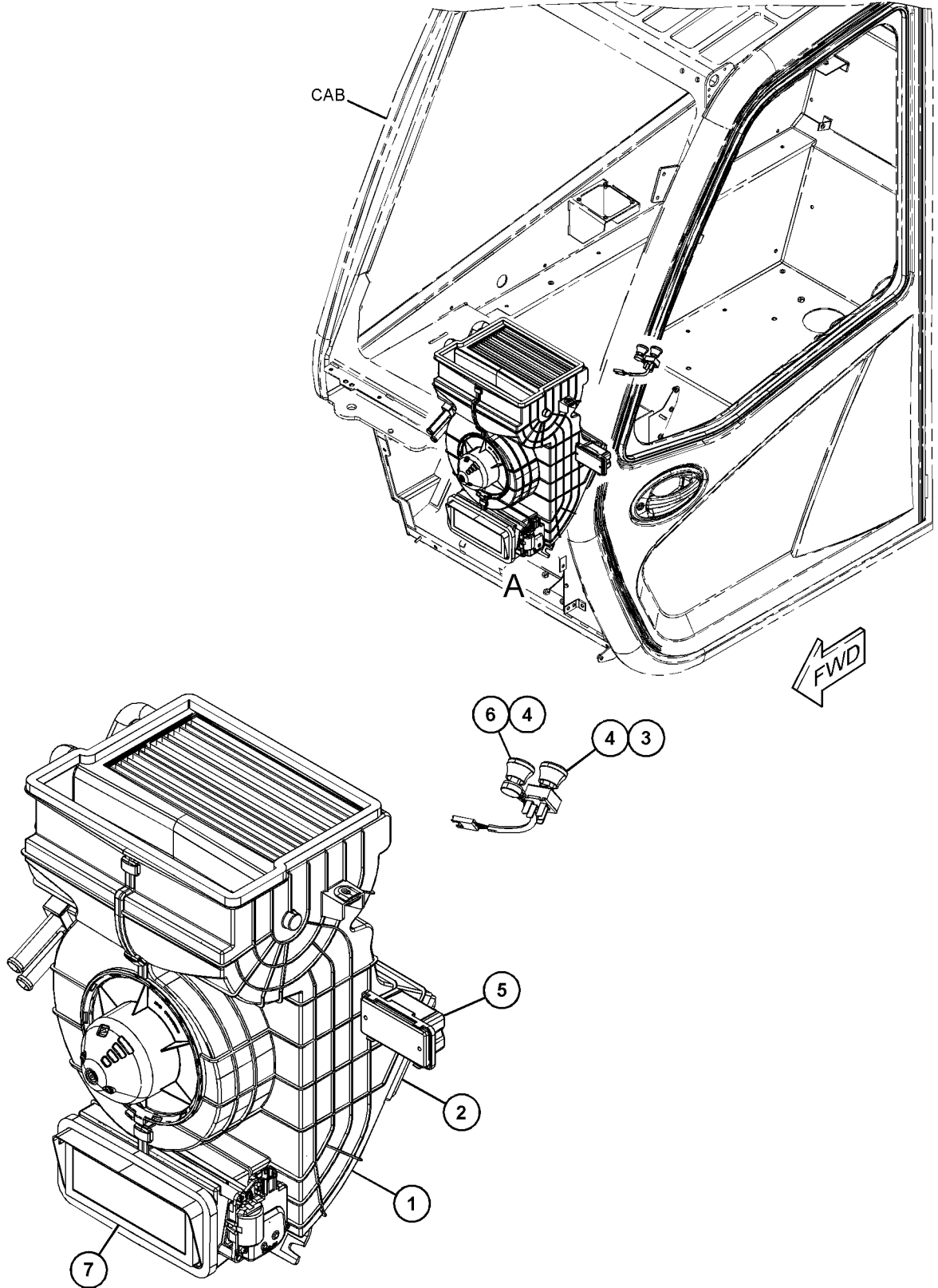
NOTE	REF NO	GRAPHIC REF	PART NUMBER	QTY	PART NAME						SEE PAGE
					1	2	3	4	5	6 (PRODUCT LEVEL)	
Y	1	1	473-2084	1	HEATER GP-CAB						484
	2	1	473-2650	1	FILTER (HVAC) (CAB AIR CONDITIONER)						
	3	1	473-2085	1	SWITCH AS-AIR CONDITIONER (ROTARY)						
	4	1	473-2086	2	KNOB (CONTROL) (CONTROL)						
	5	1	473-2087	1	ACTUATOR (CAB)						
	6	1	473-2088	1	SWITCH AS-AIR CONDITIONER						
	7	1	473-2651	1	FILTER (HVAC) (RECIRCULATION)						

Y - SEPARATE ILLUSTRATION

OPERATOR STATION

485-1684 HEATER GP-CAB (contd.)

106591332



VIEW OF AREA A

GRAPHIC #1

<END>

g06090078

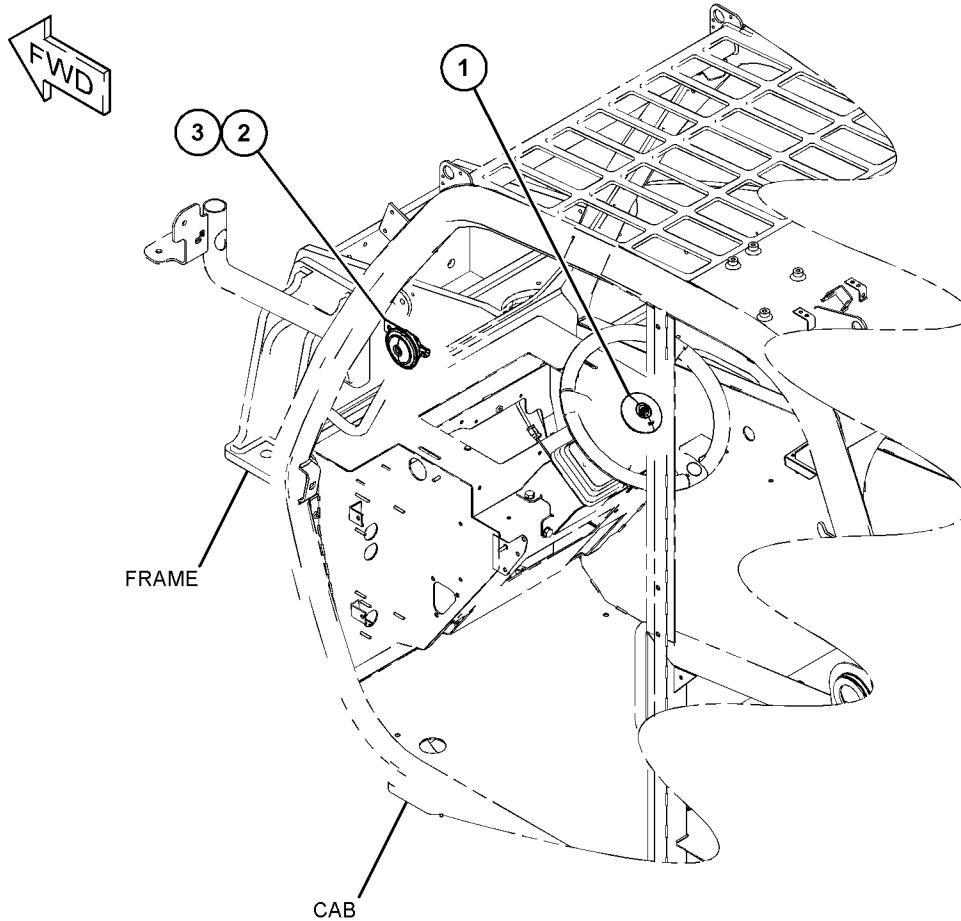
OPERATOR STATION

495-0070 HORN GP-ELECTRIC PART OF 495-1910, 495-1911 CHASSIS AR

SMCS-7402

i06735172

NOTE	REF NO	GRAPHIC REF	PART NUMBER	QTY	PART NAME						SEE PAGE
					1	2	3	4	5	6 (PRODUCT LEVEL)	
	1	1	474-1502	1	SWITCH (HORN) (BUTTON)						
	2	1	164-9425	1	HORN AS (12-VOLT, LOW TONE)						
	3	1	8T-4121	1	WASHER-HARD (11X21X2.5-MM THK)						



GRAPHIC #1

<END>

g06097561

OPERATOR STATION

213-4578 KIT-SEAT SUSPENSION

PART OF 476-8931 SEAT GP

AN ATTACHMENT

SMCS-7312

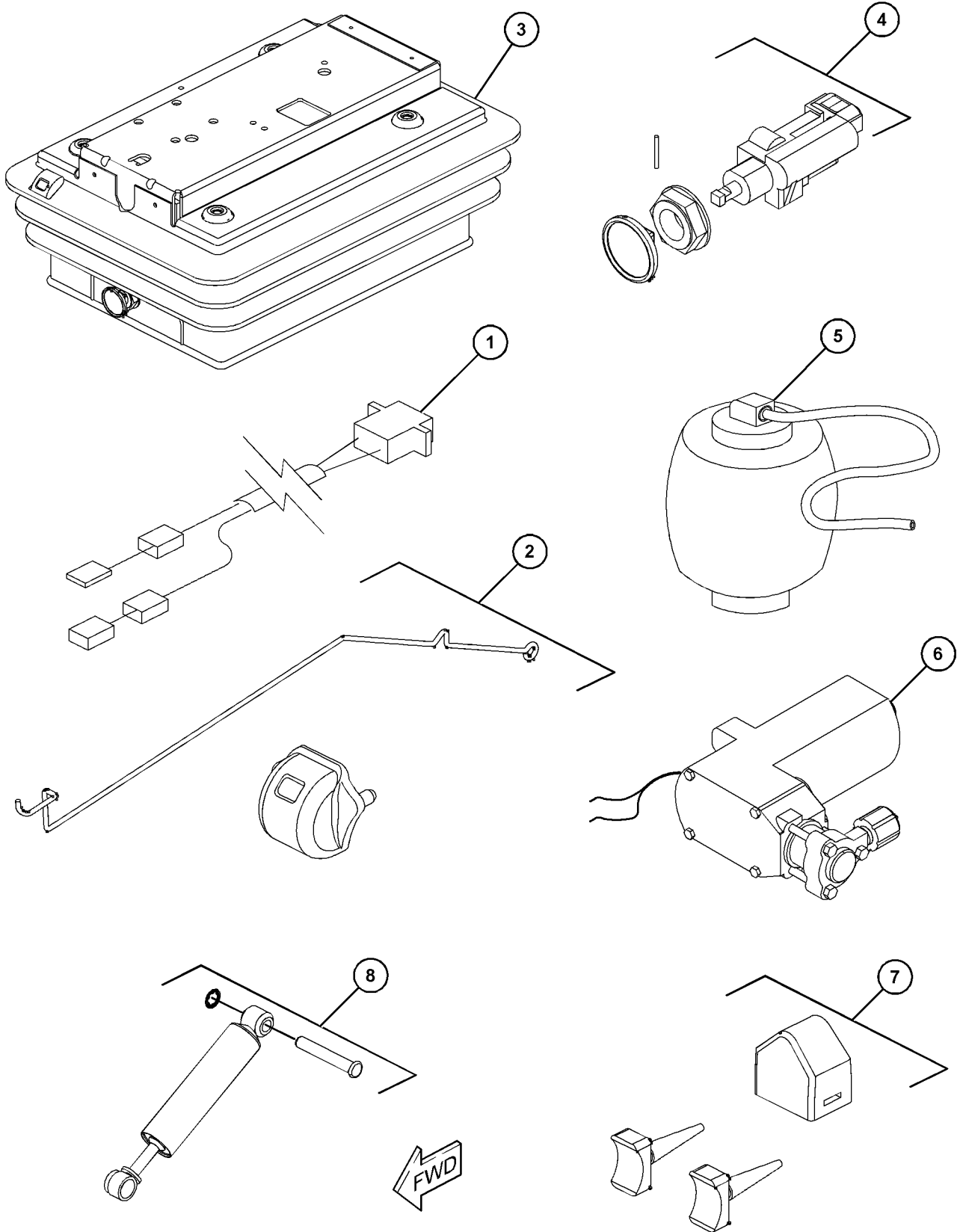
i06836856

NOTE	REF NO	GRAPHIC REF	PART NUMBER	QTY	PART NAME						SEE PAGE
					1	2	3	4	5	6 (PRODUCT LEVEL)	
	1	1	322-8073	1	KIT-FLY LEAD						
	2	1	322-8071	1	KIT-INDICATOR						
					(INCLUDES RIDE INDICATOR, INDICATOR WIRE & WASHERS)						
	3	1	322-8064	1	KIT-COVER						
					(INCLUDES COVER CLIPS & SUSPENSION COVER)						
	4	1	210-8332	1	KIT-AIR VALVE (SUSPENSION SEAT)						
					(INCLUDES STRAP, NUT, VALVE, AIR VALVE NUT, AIR VALVE KNOB & RETAINING PIN)						
	5	1	322-8067	1	KIT-AIR SPRING						
					(INCLUDES AIR SPRING, CLIP & BOLT)						
	6	1	210-8334	1	AIR COMPRESSOR GP (SUSPENSION SEAT)						
	7	1	322-8069	1	KIT-STOP						
					(INCLUDES UPSTOPS & BUMPSTOP)						
	8	1	322-8070	1	KIT-DAMPER						
					(INCLUDES HEAD PINS, DAMPER & WASHERS)						

OPERATOR STATION

213-4578 KIT-SEAT SUSPENSION (contd.)

i06836856



GRAPHIC #1

<END>

g06138132

OPERATOR STATION

492-3926 LINES GP-AIR CONDITIONER

PART OF 495-7654 AIR CONDITIONER & MOUNTING GP

AN ATTACHMENT

SMCS-1808, 7320

i06649603

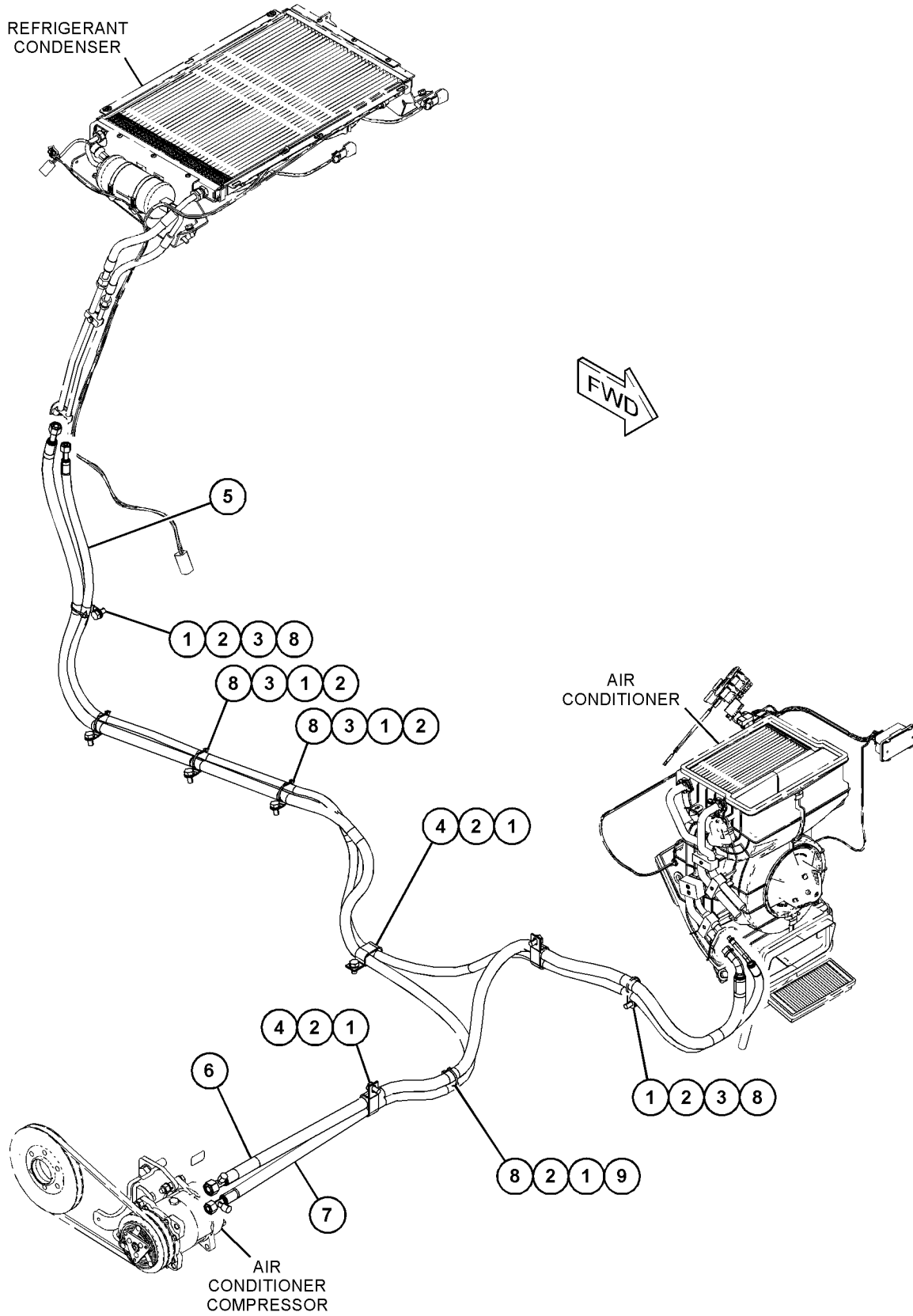
NOTE	REF NO	GRAPHIC REF	PART NUMBER	QTY	PART NAME						SEE PAGE
					1	2	3	4	5	6 (PRODUCT LEVEL)	
M	1	1	8T-4137	9	BOLT (M10X1.5X20-MM)						
	2	1	8T-4121	9	WASHER-HARD (11X21X2.5-MM THK)						
	3	1	4P-7581	5	CLIP						
	4	1	6D-1641	3	CLIP						
	5	1	492-3927	1	HOSE AS						
	6	1	492-3928	1	HOSE AS						
	7	1	492-3929	1	HOSE AS						
	8	1	3S-2093	6	STRAP-CABLE						
	9	1	132-5789	1	CLIP						

M - METRIC PART

OPERATOR STATION

492-3926 LINES GP-AIR CONDITIONER (contd.)

i06649603



GRAPHIC #1

<END>

g06092546

OPERATOR STATION

492-5093 LINES GP-HEATER

S/N: TD31-UP

PART OF 502-3553 CAB AR-ENCLOSED ROPS
AN ATTACHMENT

SMCS-1812, 7304

i06810962

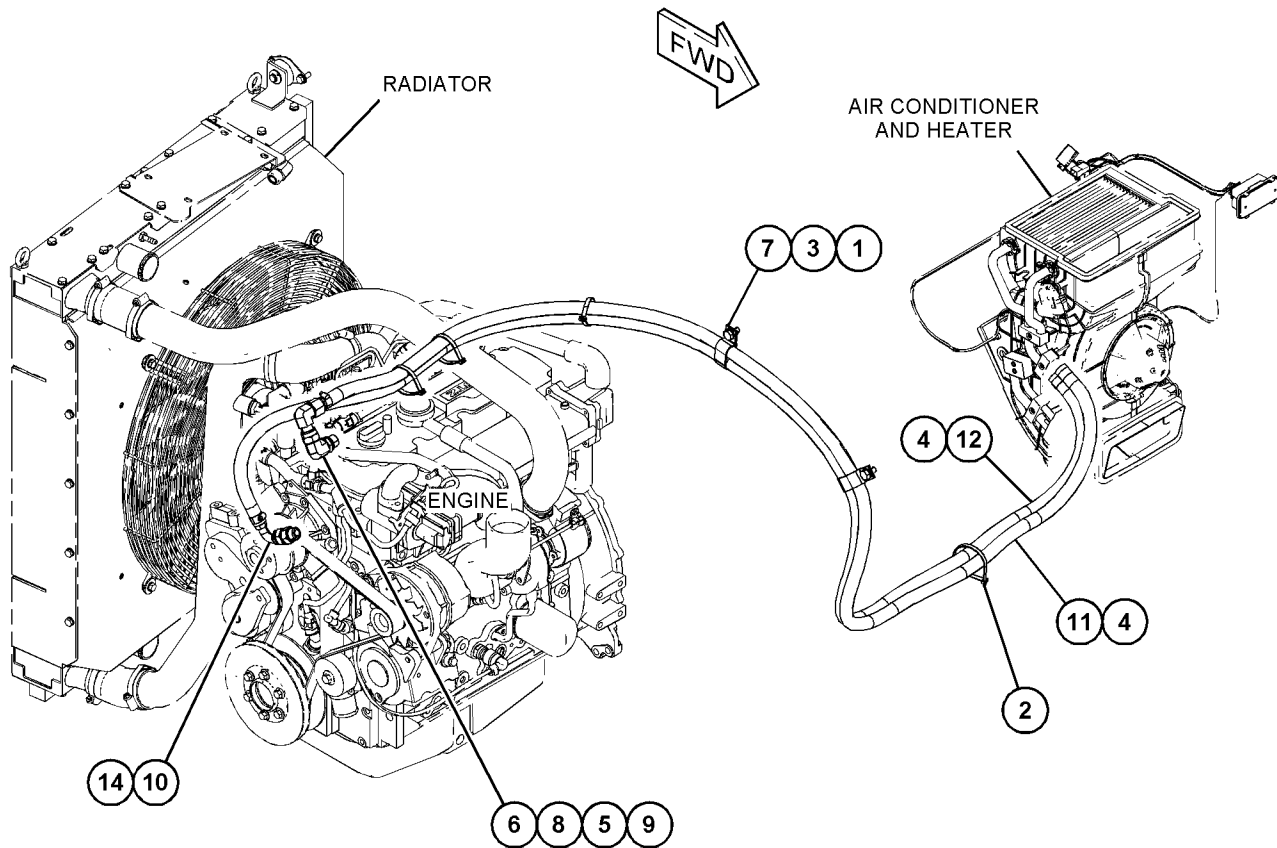
NOTE	REF NO	GRAPHIC REF	PART NUMBER	QTY	PART NAME						SEE PAGE
					1	2	3	4	5	6 (PRODUCT LEVEL)	
M	1	1	8T-4137	2	BOLT (M10X1.5X20-MM)						
C	2	1	7K-1181	4	STRAP-CABLE						
	3	1	8T-4121	2	WASHER-HARD (11X21X2.5-MM THK)						
	4	1	309-2982	4	CLAMP						
	5	1	418-6370	1	NUT (1-14-THD)						
	6	1	<i>304-8000</i>	1	ELBOW AS						
		1	227-0057	1	ELBOW						
		1	228-7091	1	SEAL-O-RING						
		1	228-7105	1	SEAL-O-RING						
	7	1	6D-1641	2	CLIP						
	8	1	309-6455	1	ADAPTER						
	9	1	390-0858	1	STEM						
C	10	1	438-1356	1	ELBOW						
C	11	1	519-1199	1	HOSE						
C	12	1	519-1200	1	HOSE						
C	14	1	<i>357-4399</i>	1	CONNECTOR AS						
		1	6V-7970	1	SEAL-O-RING						
		1	7J-9108	1	SEAL-O-RING						
		1	227-0064	1	CONNECTOR						

C - CHANGE FROM PREVIOUS TYPE
M - METRIC PART

OPERATOR STATION

492-5093 LINES GP-HEATER (contd.)

i06810962



GRAPHIC #1

<END>

g06127059

OPERATOR STATION

493-0086 LINES GP-HEATER & AIR COND

S/N: TD21-UP

PART OF 502-3551 CAB AR, 502-3552 CAB AR-ENCLOSED ROPS
AN ATTACHMENT

SMCS-1380, 1808, 1812, 7304

i06810161

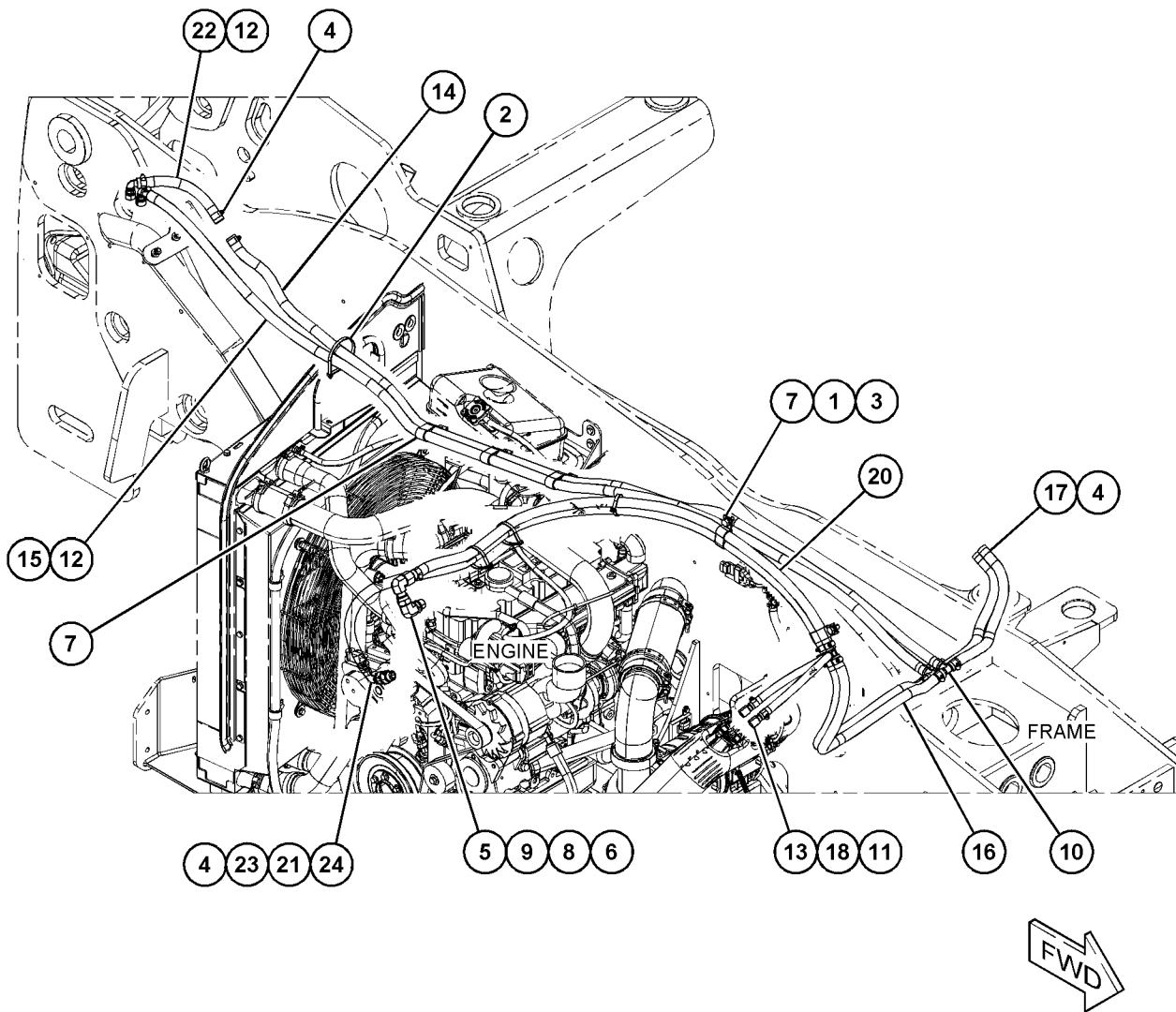
NOTE	REF NO	GRAPHIC REF	PART NUMBER	QTY	PART NAME						SEE PAGE
					1	2	3	4	5	6 (PRODUCT LEVEL)	
M	1	1	8T-4137	2	BOLT (M10X1.5X20-MM)						
	2	1	7K-1181	4	STRAP-CABLE						
	3	1	8T-4121	2	WASHER-HARD (11X21X2.5-MM THK)						
	4	1	309-2982	22	CLAMP						
	5	1	418-6370	1	NUT (1-14-THD)						
	6	1	<i>304-8000</i>	1	ELBOW AS						
		1	227-0057	1	ELBOW						
		1	228-7091	1	SEAL-O-RING						
		1	228-7105	1	SEAL-O-RING						
	7	1	6D-1641	5	CLIP						
	8	1	309-6455	1	ADAPTER						
	9	1	390-0858	1	STEM						
	10	1	492-3930	2	TEE						
	11	1	492-7348	2	TEE						
	12	1	492-3931	2	ELBOW						
	13	1	492-3932	2	CONNECTOR						
	14	1	493-0092	1	HOSE						
	15	1	493-0093	1	HOSE						
	16	1	493-0087	2	HOSE						
	17	1	493-0094	2	HOSE						
	18	1	493-0088	2	HOSE						
	20	1	519-1196	1	HOSE						
	21	1	519-1198	1	HOSE						
	22	1	493-0091	1	HOSE						
	23	1	<i>357-4399</i>	1	CONNECTOR AS						
		1	6V-7970	1	SEAL-O-RING						
		1	7J-9108	1	SEAL-O-RING						
		1	227-0064	1	CONNECTOR						
	24	1	438-1356	1	ELBOW						

M - METRIC PART

OPERATOR STATION

493-0086 LINES GP-HEATER & AIR COND (contd.)

i06810161



GRAPHIC #1

<END>

g06134403

OPERATOR STATION

516-8734 METER GP-SERVICE

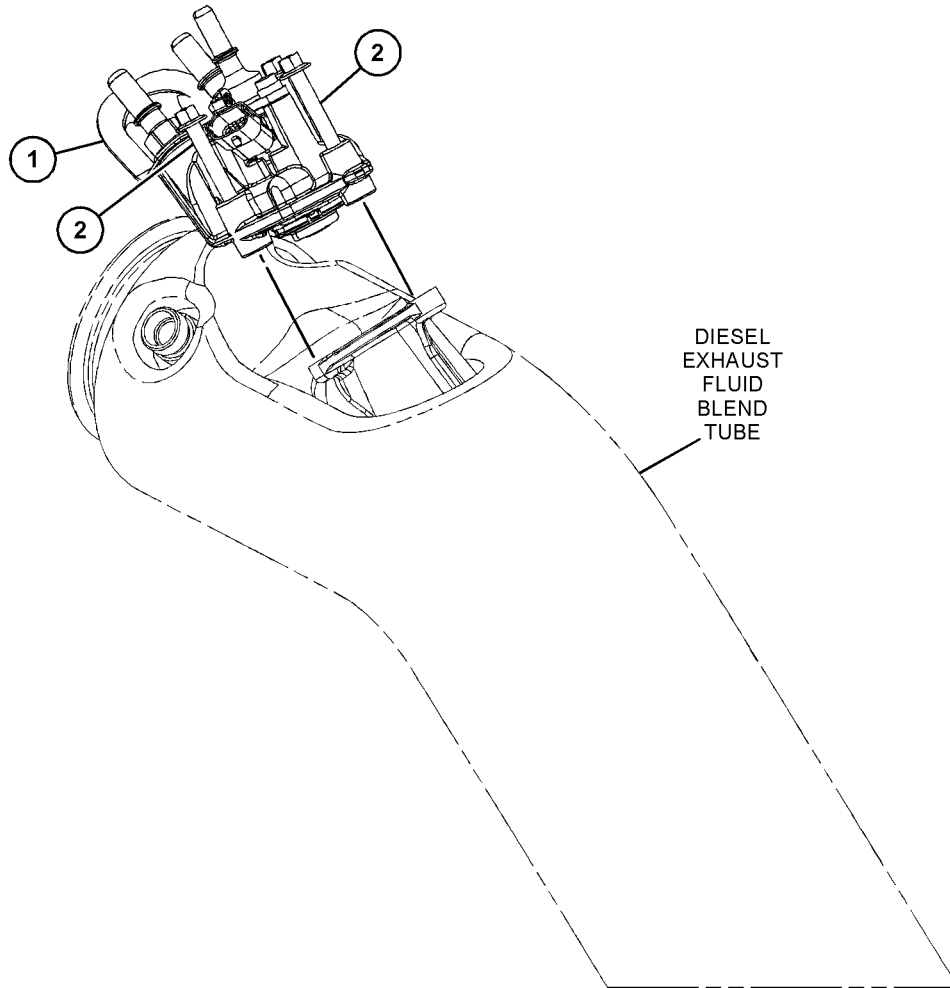
S/N: TD21-UP

PART OF 492-2140 ENGINE AR-PRIMARY
AN ATTACHMENT

SMCS-7478, 7497

i06814008

NOTE	REF NO	GRAPHIC REF	PART NUMBER	QTY	PART NAME						SEE PAGE
					1	2	3	4	5	6 (PRODUCT LEVEL)	
	1	1	516-5839	1	METER AS						
		1	516-2425	1	GASKET						
2		1	459-2661	3	BOLT						



GRAPHIC #1

<END>

g06132727

OPERATOR STATION

471-6121 MIRROR GP-EXTERNAL

S/N: TD21-UP

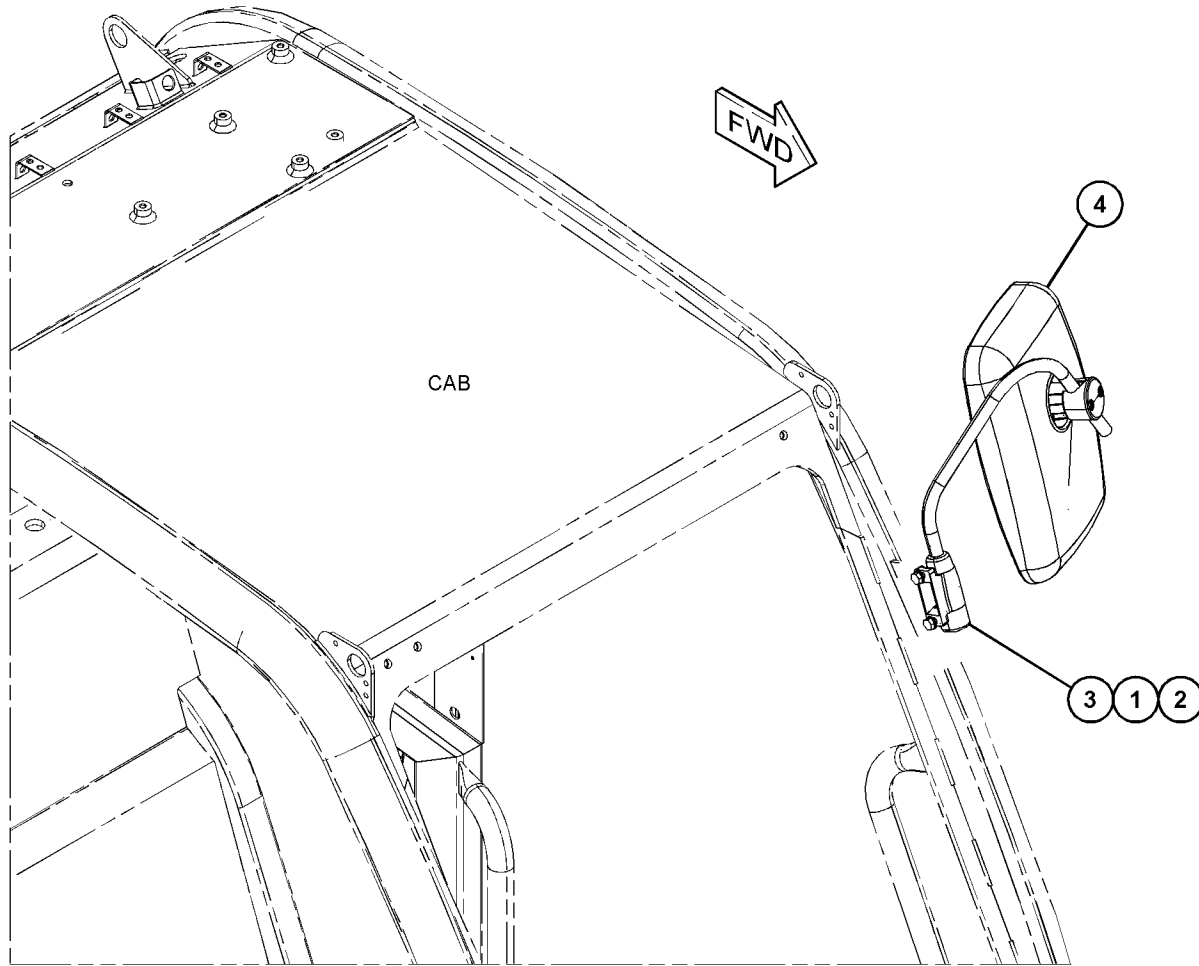
PART OF 502-3552 CAB AR-ENCLOSED ROPS
AN ATTACHMENT

SMCS-7319

i06080041

NOTE	REF NO	GRAPHIC REF	PART NUMBER	QTY	PART NAME						SEE PAGE
					1	2	3	4	5	6 (PRODUCT LEVEL)	
M	1	1	8T-4200	2	BOLT (M8X1.25X16-MM)						
	2	1	8T-4224	2	WASHER-HARD (8.8X16X2-MM THK)						
	3	1	471-6105	1	BRACKET-MIRROR						
	4	1	299-0334	1	MIRROR						

M - METRIC PART



GRAPHIC #1

<END>

g03821996

OPERATOR STATION

474-9043 MIRROR GP-INTERNAL

PART OF 502-3551 CAB AR, 502-3552, 502-3553, 502-3554 CAB AR-ENCLOSED ROPS
AN ATTACHMENT

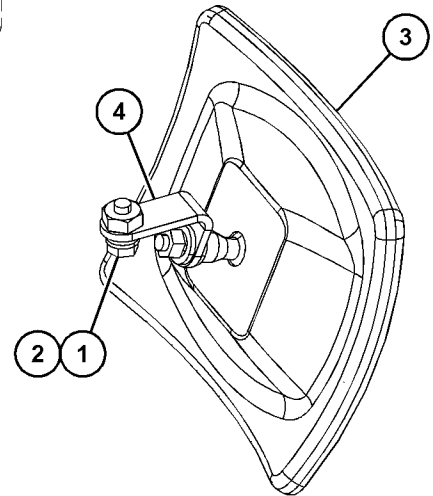
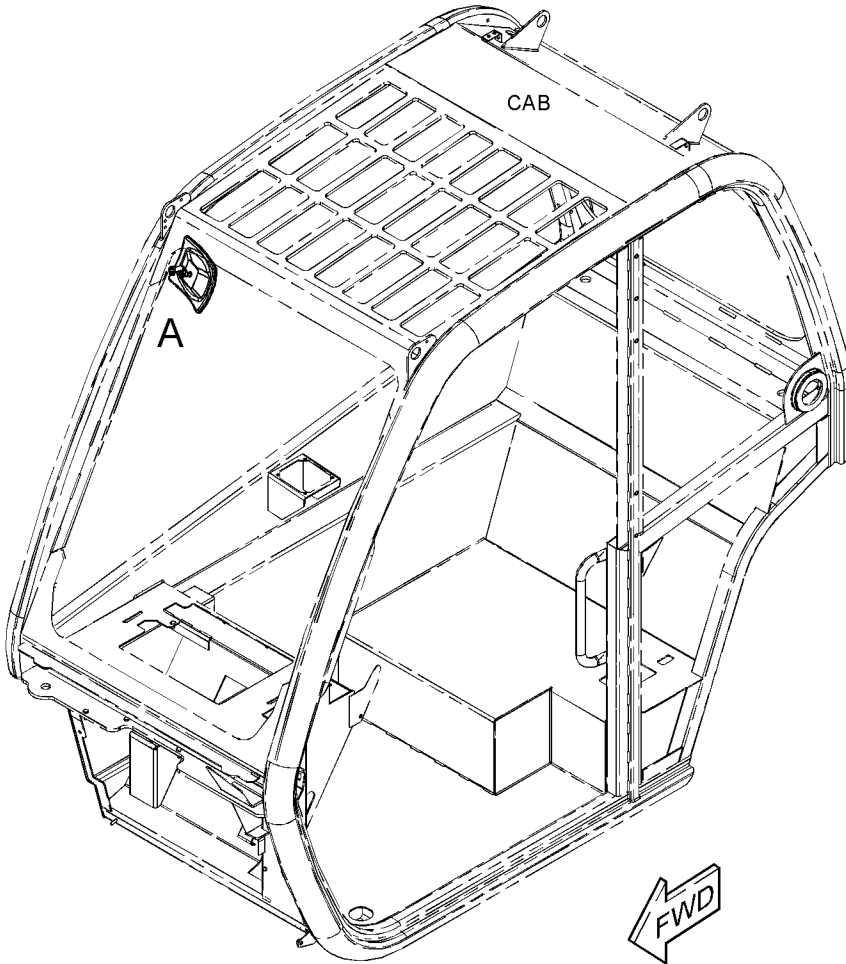
SMCS-7319

i06080184

NOTE	REF NO	GRAPHIC REF	PART NUMBER	QTY	PART NAME						SEE PAGE
					1	2	3	4	5	6 (PRODUCT LEVEL)	
M	1	1	5C-9553	1	BOLT (M6X1X16-MM)						
	2	1	8T-4205	1	WASHER-HARD (7.2X14.5X2-MM THK)						
Y	3	1	315-3786	1	MIRROR GP-REAR VIEW						506
	4	1	474-9044	1	BRACKET AS						

M - METRIC PART

Y - SEPARATE ILLUSTRATION



VIEW OF AREA A

GRAPHIC #1

<END>

g03820043

OPERATOR STATION

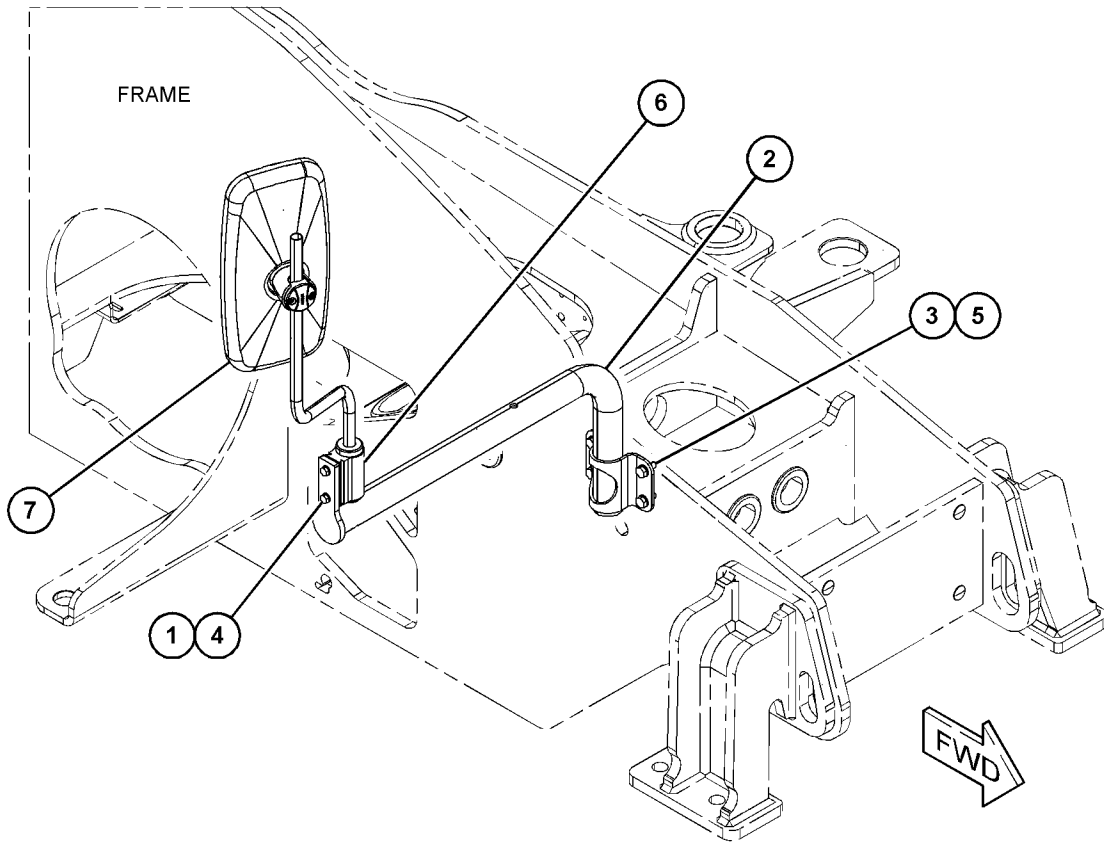
505-0897 MIRROR GP PART OF 495-1910, 495-1911 CHASSIS AR

SMCS-7319

i06603311

NOTE	REF NO	GRAPHIC REF	PART NUMBER	QTY	PART NAME						SEE PAGE
					1	2	3	4	5	6 (PRODUCT LEVEL)	
M	1	1	8T-4908	2	BOLT (M8X1.25X25-MM)						
	2	1	492-0799	1	BRACKET AS						
M	3	1	8T-4136	4	BOLT (M10X1.5X25-MM)						
	4	1	8T-4224	2	WASHER-HARD (8.8X16X2-MM THK)						
	5	1	8T-4121	4	WASHER-HARD (11X21X2.5-MM THK)						
	6	1	496-8303	1	ARM AS						
	7	1	476-0760	1	MIRROR						

M - METRIC PART



GRAPHIC #1

<END>

g06049510

OPERATOR STATION

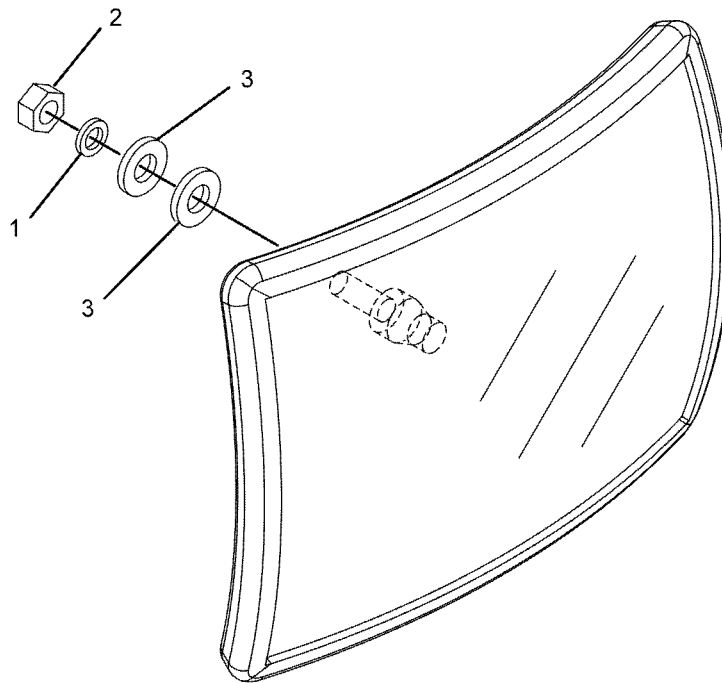
257-8403 MIRROR GP-REAR VIEW-INTERIOR PART OF 315-3786 MIRROR GP-REAR VIEW AN ATTACHMENT

SMCS-7319

i02179710

NOTE	REF NO	GRAPHIC REF	PART NUMBER	QTY	PART NAME						SEE PAGE
					1	2	3	4	5	6 (PRODUCT LEVEL)	
	1	1	3B-4503	1	LOCKWASHER						
M	2	1	5C-2890	1	NUT (M6X1-THD)						
	3	1	8T-4205	2	WASHER-HARD (7.2X14.5X2-MM THK)						

M - METRIC PART



GRAPHIC #1

<END>

g01105769

OPERATOR STATION

315-3786 MIRROR GP-REAR VIEW

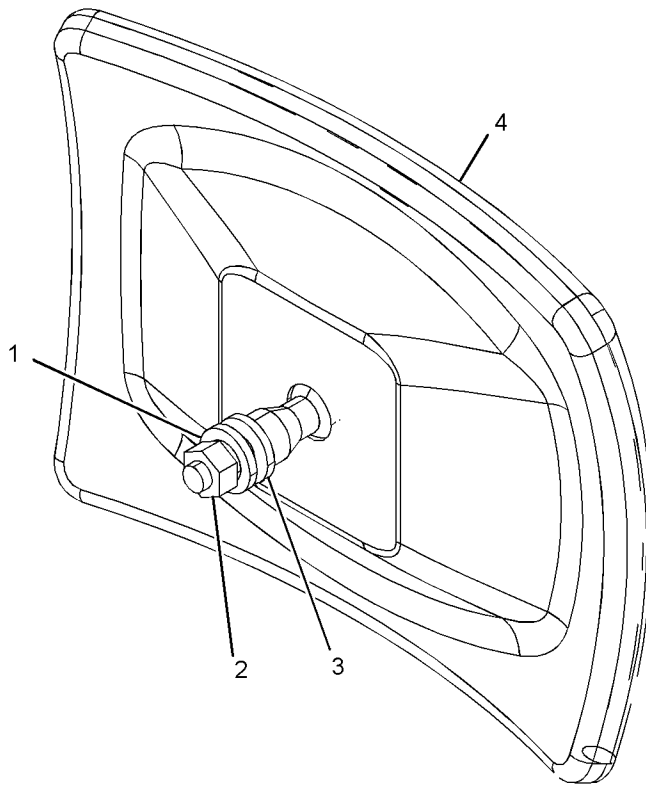
PART OF 474-9043 MIRROR GP
AN ATTACHMENT

SMCS-7319

i05691753

NOTE	REF NO	GRAPHIC REF	PART NUMBER	QTY	PART NAME						SEE PAGE
					1	2	3	4	5	6 (PRODUCT LEVEL)	
	1	1	3B-4503	1	LOCKWASHER						
M	2	1	344-5673	1	NUT (M6X1-THD)						
	3	1	8T-4205	2	WASHER-HARD (7.2X14.5X2-MM THK)						
Y	4	1	257-8403	1	MIRROR GP-REAR VIEW (INTERIOR)						505

M - METRIC PART
Y - SEPARATE ILLUSTRATION



GRAPHIC #1

<END>

g03662232

OPERATOR STATION

492-2085 MIRROR GP-REAR VIEW

S/N: TD21-UP

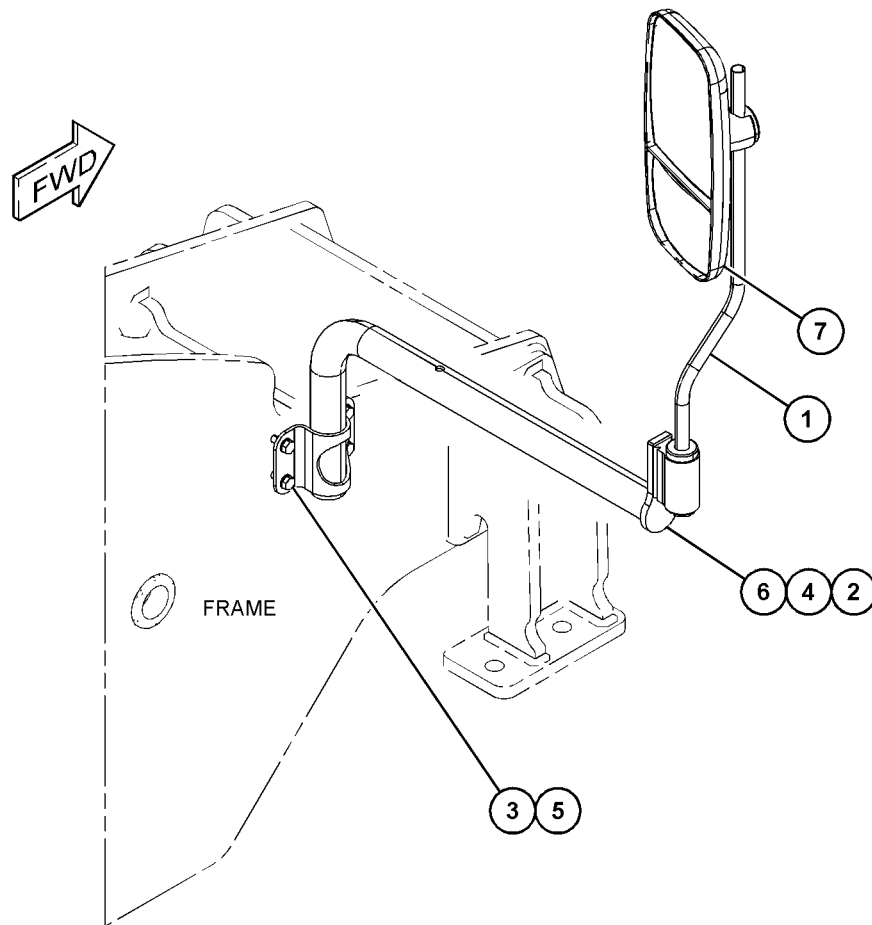
PART OF 495-1910 CHASSIS AR

SMCS-7319

i06603245

NOTE	REF NO	GRAPHIC REF	PART NUMBER	QTY	PART NAME						SEE PAGE
					1	2	3	4	5	6 (PRODUCT LEVEL)	
	1	1	492-0801	1	ARM AS						
M	2	1	8T-7547	2	BOLT (M8X1.25X30-MM)						
M	3	1	8T-4136	4	BOLT (M10X1.5X25-MM)						
	4	1	8T-4224	2	WASHER-HARD (8.8X16X2-MM THK)						
	5	1	8T-4121	4	WASHER-HARD (11X21X2.5-MM THK)						
	6	1	492-0799	1	BRACKET AS						
	7	1	476-0760	1	MIRROR						

M - METRIC PART



GRAPHIC #1

<END>

g06044105

OPERATOR STATION

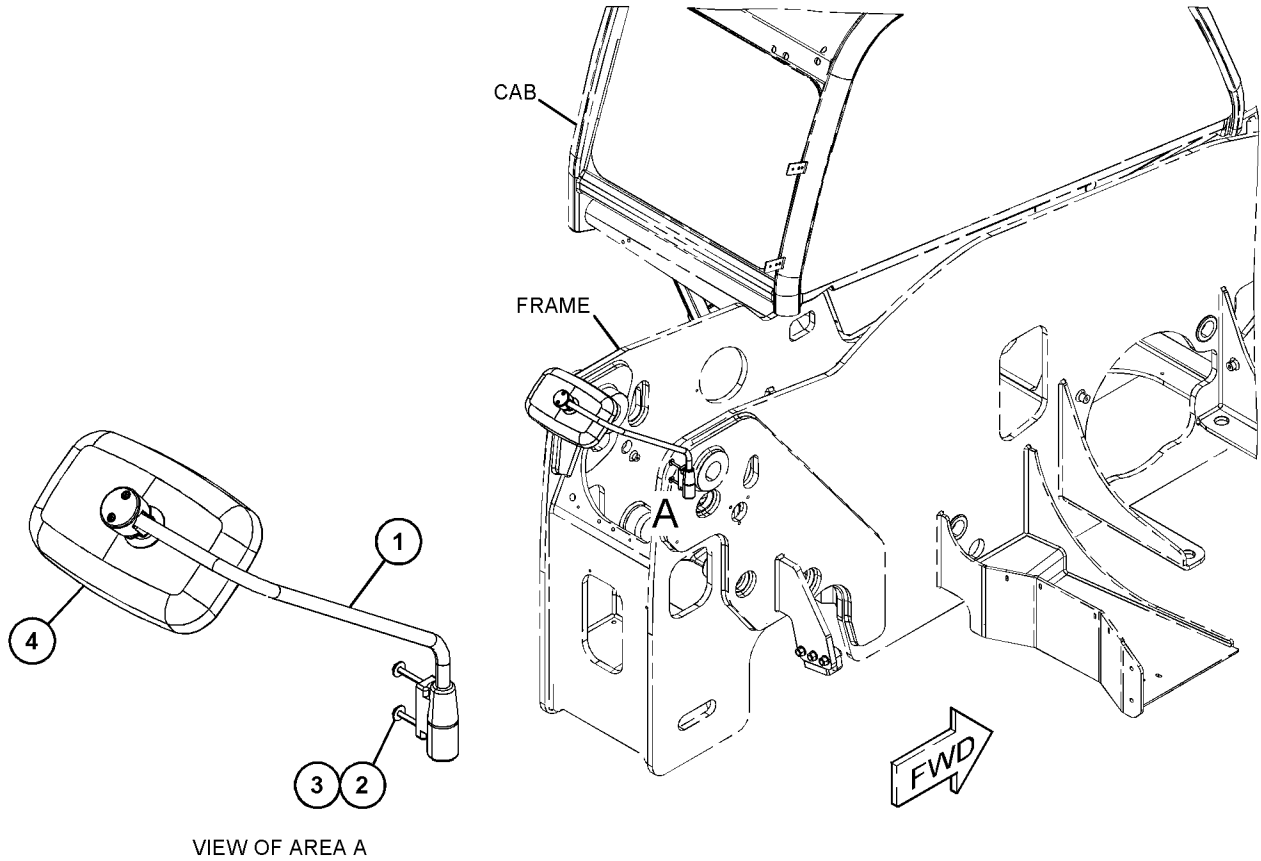
492-5084 MIRROR GP-REAR VIEW AN ATTACHMENT

SMCS-7319

i06586888

NOTE	REF NO	GRAPHIC REF	PART NUMBER	QTY	PART NAME						SEE PAGE
					1	2	3	4	5	6 (PRODUCT LEVEL)	
	1	1	492-4991	1	ARM AS						
M	2	1	7X-2534	2	BOLT (M6X1X50-MM)						
	3	1	5W-1417	2	WASHER (6.4X18X1.6-MM THK)						
	4	1	220-4050	1	MIRROR (EXTERIOR, REAR)						

M - METRIC PART



GRAPHIC #1

<END>

g06037855

OPERATOR STATION

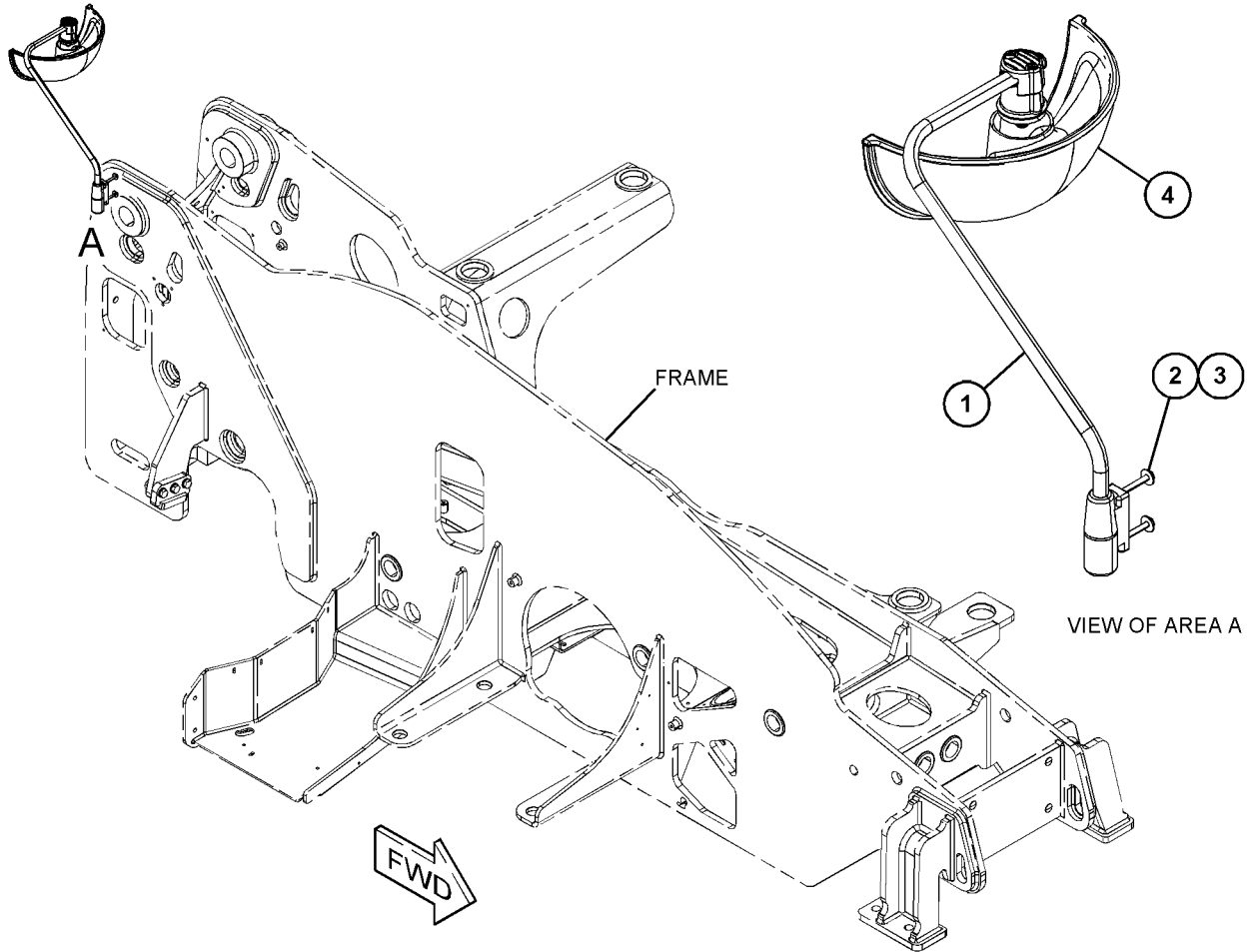
492-5085 MIRROR GP-REAR VIEW-CONVEX AN ATTACHMENT

SMCS-7319

i06586887

NOTE	REF NO	GRAPHIC REF	PART NUMBER	QTY	PART NAME						SEE PAGE
					1	2	3	4	5	6 (PRODUCT LEVEL)	
	1	1	492-4991	1	ARM AS						
M	2	1	7X-2534	2	BOLT (M6X1X50-MM)						
	3	1	5W-1417	2	WASHER (6.4X18X1.6-MM THK)						
	4	1	336-7619	1	MIRROR AS						

M - METRIC PART



GRAPHIC #1

<END>

g06037039

OPERATOR STATION

505-7385 MIRROR GP-REAR VIEW

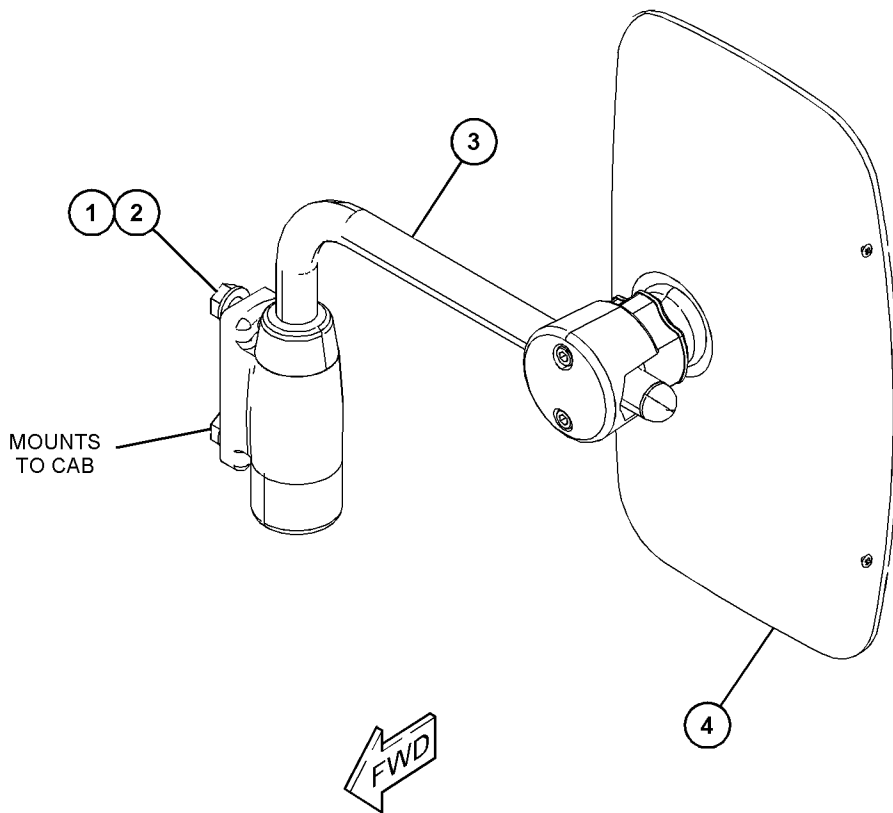
PART OF 502-3551 CAB AR, 502-3553, 502-3554 CAB AR-ENCLOSED ROPS
AN ATTACHMENT

SMCS-7319

i06591340

NOTE	REF NO	GRAPHIC REF	PART NUMBER	QTY	PART NAME						SEE PAGE
					1	2	3	4	5	6 (PRODUCT LEVEL)	
M	1	1	8T-4200	2	BOLT (M8X1.25X16-MM)						
	2	1	8T-4224	2	WASHER-HARD (8.8X16X2-MM THK)						
	3	1	505-7386	1	ARM-MIRROR (BRACKET)						
	4	1	505-7387	1	MIRROR (REAR VIEW)						

M - METRIC PART



GRAPHIC #1

<END>

g06059017

OPERATOR STATION

474-6061 MONITOR & MOUNTING GP

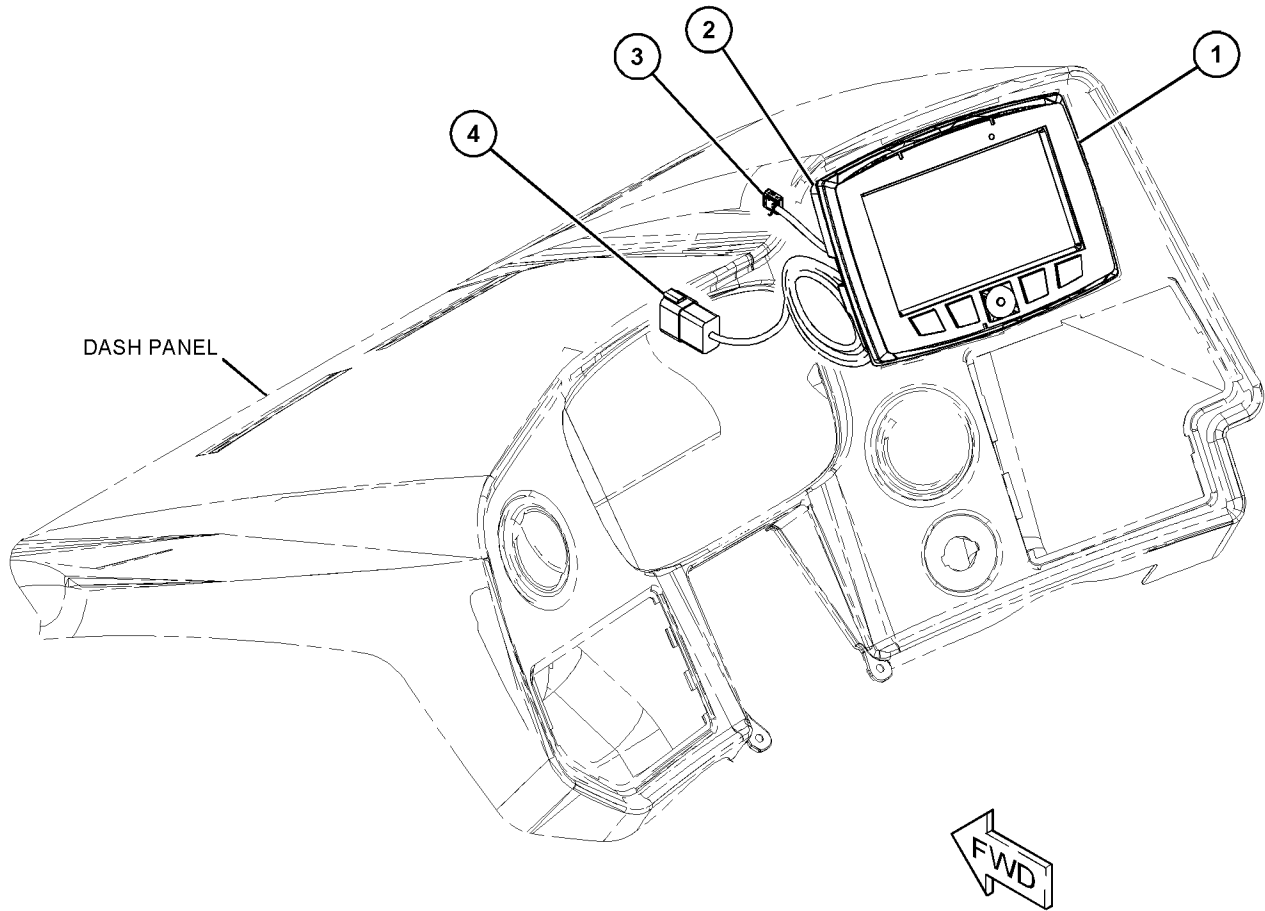
FOR USE WITH 499-5903-PAGE: 127

AN ATTACHMENT

SMCS-7490

i06881722

NOTE	REF NO	GRAPHIC REF	PART NUMBER	QTY	PART NAME						SEE PAGE
					1	2	3	4	5	6 (PRODUCT LEVEL)	
	1	1	502-3075	1	DISPLAY GP-MONITOR						
		1	474-6089	4	SCREW-PAN HEAD (10-24X0.5-IN)						
	2	1	474-6090	1	COVER GP-CAB						
		1	474-6091	1	BEZEL						
		1	474-6092	6	CLIP						
	3	1	474-6062	1	CABLE						
	4	1	474-6063	1	CABLE						



GRAPHIC #1

<END>

g03820574

OPERATOR STATION

471-6019 MOUNTING GP-CAB

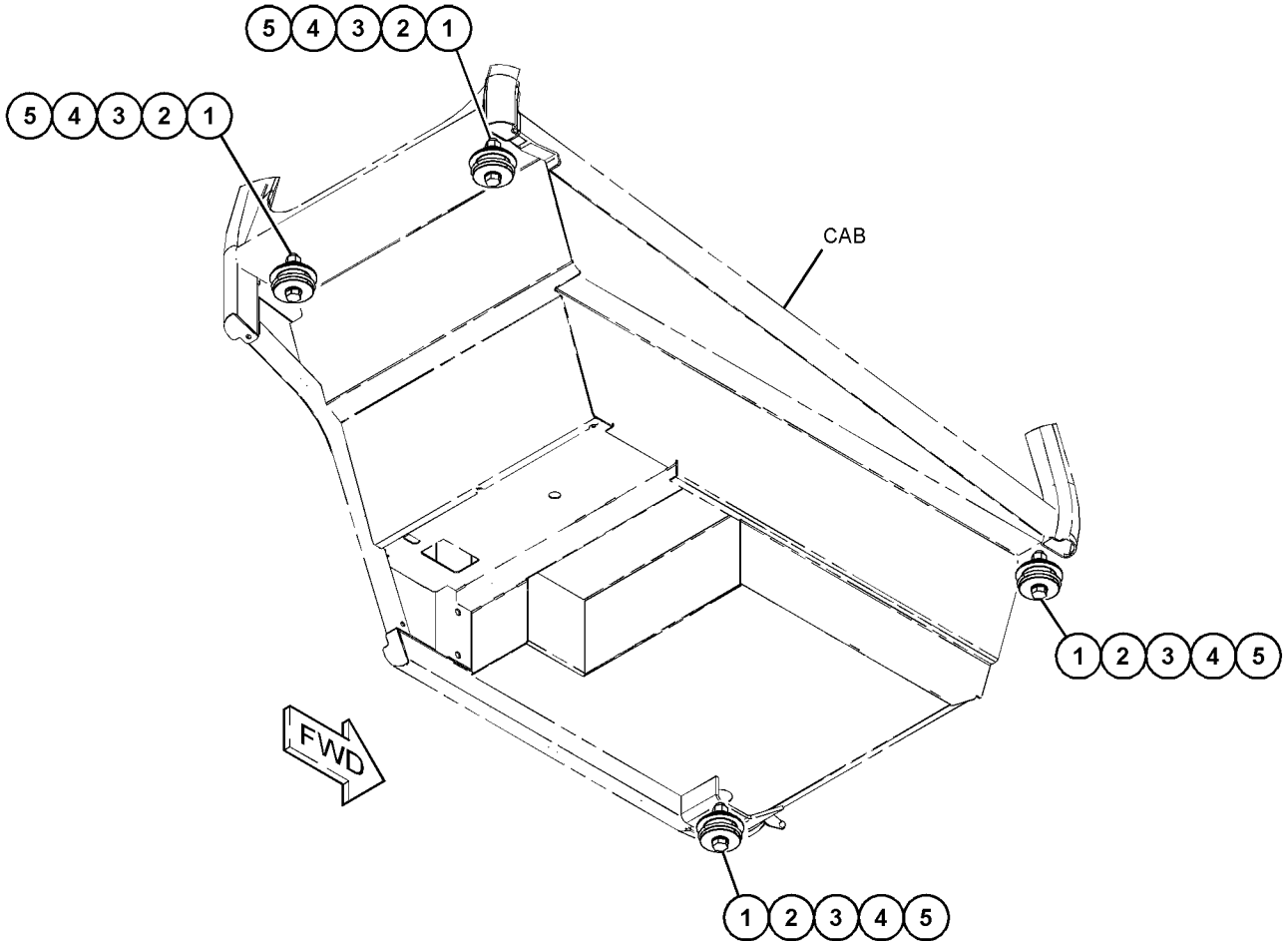
PART OF 495-1910, 495-1911 CHASSIS AR

SMCS-7266, 7301

i06249038

NOTE	REF NO	GRAPHIC REF	PART NUMBER	QTY	PART NAME						SEE PAGE
					1	2	3	4	5	6 (PRODUCT LEVEL)	
M	1	1	471-5583	4	BOLT (M20X2.5X100-MM)						
M	2	1	6V-7742	4	NUT-FULL (M20X2.5-THD)						
	3	1	7Y-1858	8	WASHER (21X37X3-MM THK)						
	4	1	471-6025	4	MOUNT						
	5	1	471-6024	4	WASHER (21X90X10-MM THK)						

M - METRIC PART



GRAPHIC #1

<END>

g03813631

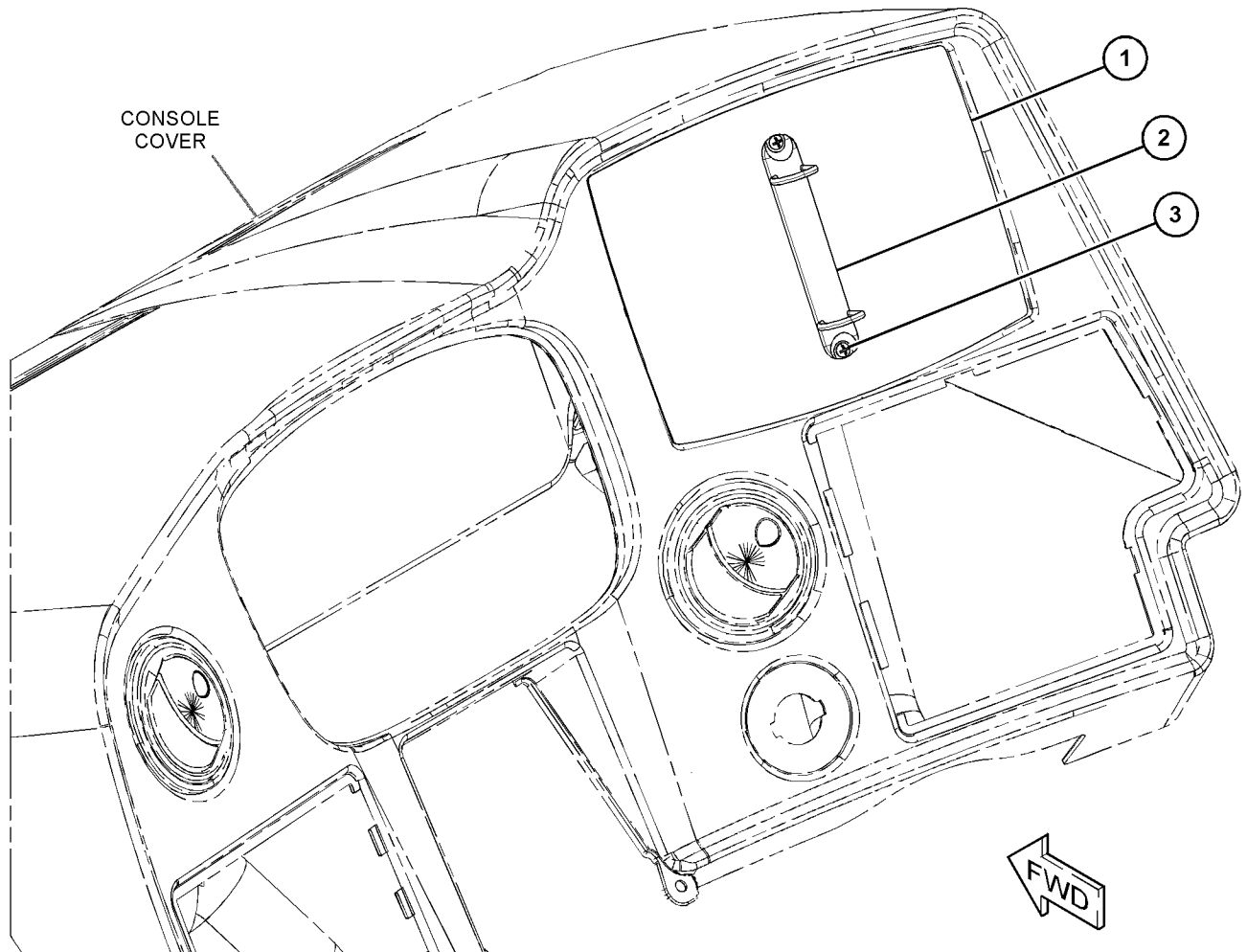
OPERATOR STATION

476-5226 PANEL GP-INSTRUMENT AN ATTACHMENT

SMCS-7451

i06078511

NOTE	REF NO	GRAPHIC REF	PART NUMBER	QTY	PART NAME						SEE PAGE
					1	2	3	4	5	6 (PRODUCT LEVEL)	
	1	1	476-5237	1	PANEL AS-FUSE						
		1	474-6092	6	CLIP						
		1	476-5238	1	BEZEL						
2		1	220-2608	1	HOLDER-FLIP CHART						
3		1	347-5373	2	SCREW-PAN HEAD						



GRAPHIC #1

<END>

g03814447

OPERATOR STATION

499-4951 PEDAL GP-BRAKE

PART OF 502-3551 CAB AR, 502-3552, 502-3553, 502-3554 CAB AR-ENCLOSED ROPS
AN ATTACHMENT

SMCS-4269

i06822959

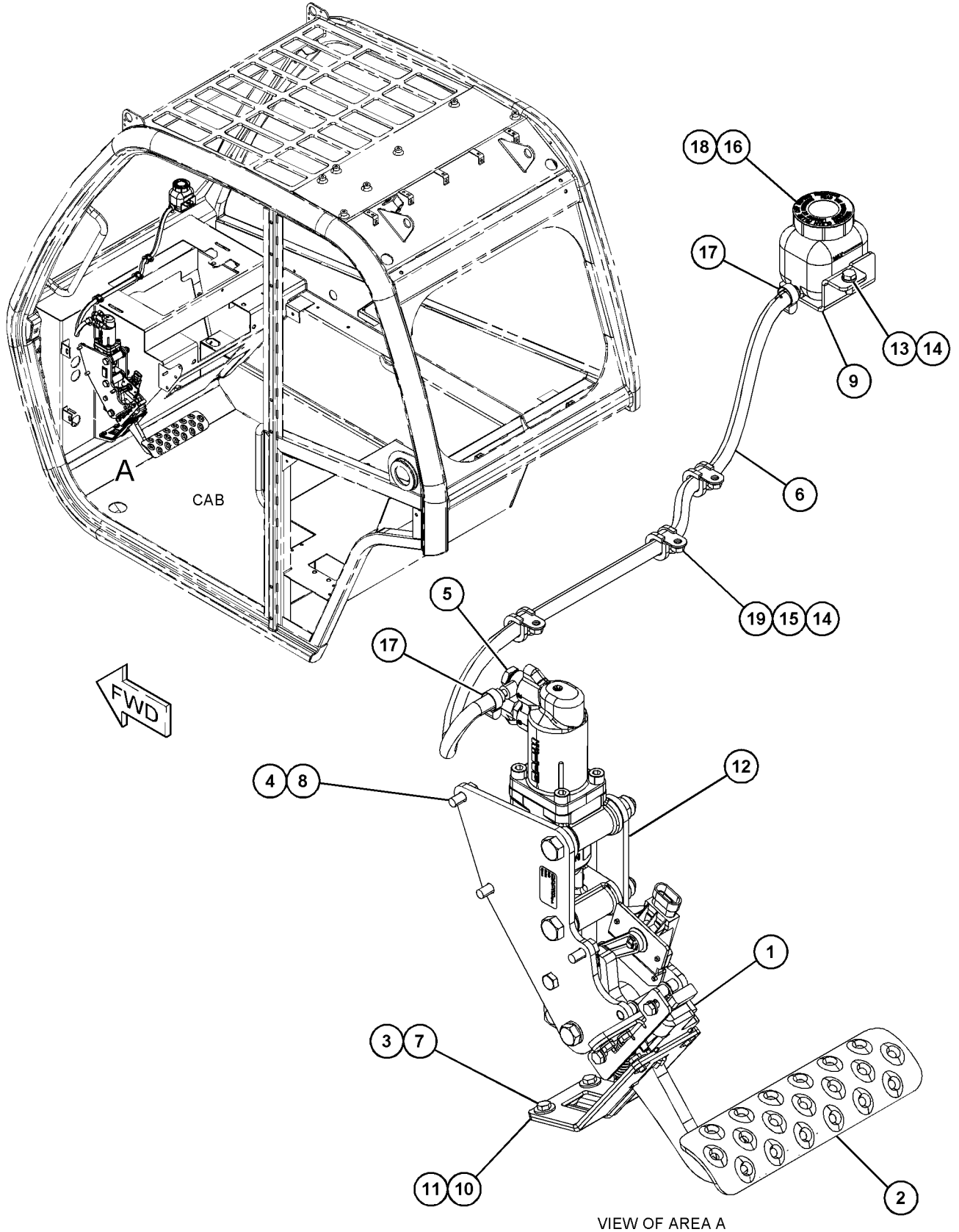
NOTE	REF NO	GRAPHIC REF	PART NUMBER	QTY	PART NAME						SEE PAGE
					1	2	3	4	5	6 (PRODUCT LEVEL)	
Y	1	1	505-7629	1	SWITCH & MTG GP-SIGNAL (BRAKE)						190
	2	1	491-0615	1	PEDAL AS-BRAKE						
M		1	8T-7547	2	BOLT (M8X1.25X30-MM)						
M		1	3T-0852	2	LOCKNUT (M8X1.25-THD)						
M	3	1	312-3282	4	SCREW (M6X1.0X10-MM)						
M	4	1	8T-4189	3	BOLT (M8X1.25X20-MM)						
	5	1	499-4953	1	FITTING						
N	6	1	423-1980		HOSE (29.13-IN)						
	7	1	5W-1417	4	WASHER (6.4X18X1.6-MM THK)						
	8	1	8T-4224	3	WASHER-HARD (8.8X16X2-MM THK)						
	9	1	474-6097	1	BRACKET						
	10	1	474-6095	1	SEAL						
	11	1	474-6096	1	PLATE (BRAKE PEDAL)						
	12	1	499-4952	1	PEDAL GP-BRAKE						
					1	329-3638	1	SENSOR (BRAKE)			
		1	458-8885	1	COVER						
		1	458-8886	1	SPRING						
		1	508-8059	1	CYLINDER						
M	13	1	5C-9553	1	BOLT (M6X1X16-MM)						
	14	1	8T-4205	4	WASHER-HARD (7.2X14.5X2-MM THK)						
M	15	1	5C-2890	3	NUT (M6X1-THD)						
	16	1	477-0667	1	RETAINER						
	17	1	333-0736	2	CLAMP						
	18	1	521-5502	1	RESERVOIR (BRAKE)						
	19	1	474-6053	3	CLIP						

M - METRIC PART
N - ORDER BY THE DECIMETER
Y - SEPARATE ILLUSTRATION

OPERATOR STATION

499-4951 PEDAL GP-BRAKE (contd.)

i06822959



GRAPHIC #1

<END>

g06130690

OPERATOR STATION

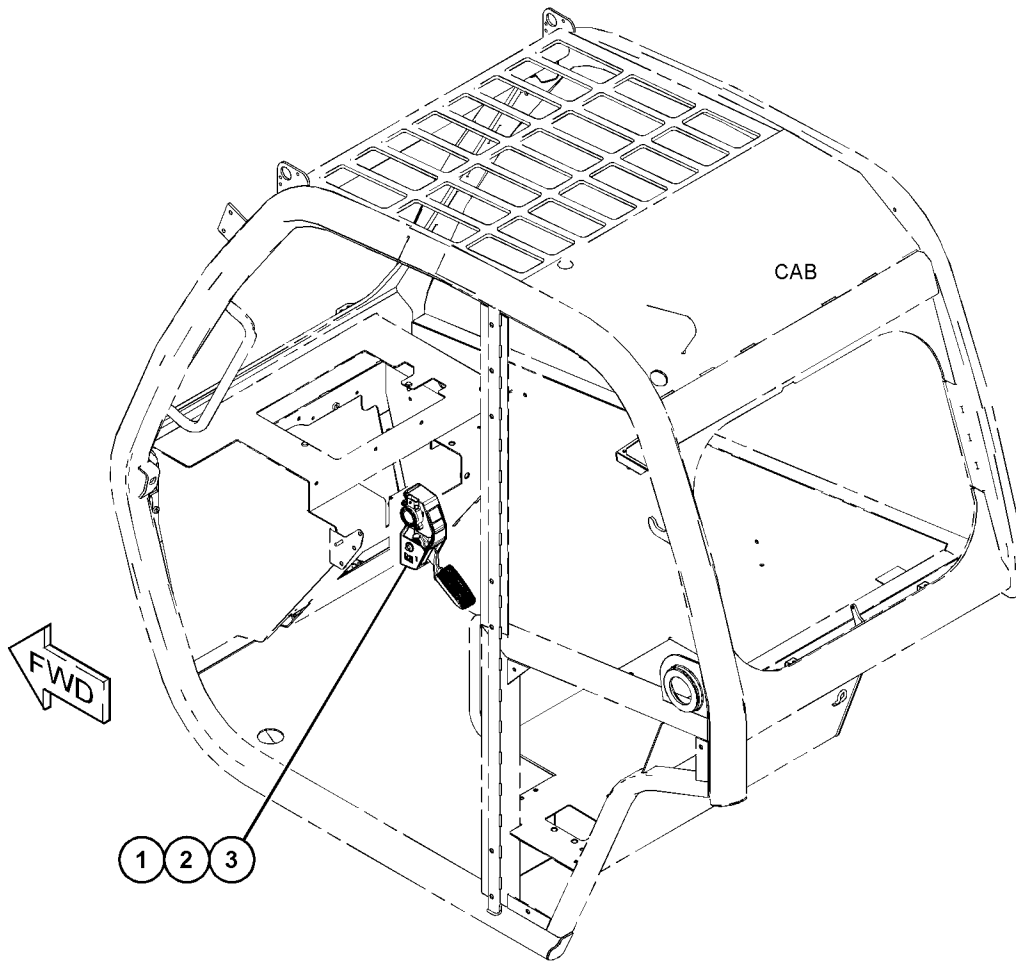
476-8924 PEDAL GP-GOVERNOR-ACCELERATOR PART OF 502-3551 CAB AR, 502-3552, 502-3553, 502-3554 CAB AR-ENCLOSED ROPS AN ATTACHMENT

SMCS-1265, 1276

i06230716

NOTE	REF NO	GRAPHIC REF	PART NUMBER	QTY	PART NAME						SEE PAGE
					1	2	3	4	5	6 (PRODUCT LEVEL)	
M	1	1	5C-7261	2	NUT (M8X1.25-THD)						
	2	1	8T-4224	2	WASHER-HARD (8.8X16X2-MM THK)						
	3	1	473-4960	1	PEDAL GP-GOVERNOR						
		1	458-8876	1	PAD						
		1	458-8877	1	COVER						

M - METRIC PART



GRAPHIC #1

<END>

g03871732

OPERATOR STATION

473-9471 PLUG GP-CAB

PART OF 495-6210 CAB GP

AN ATTACHMENT

SMCS-7301

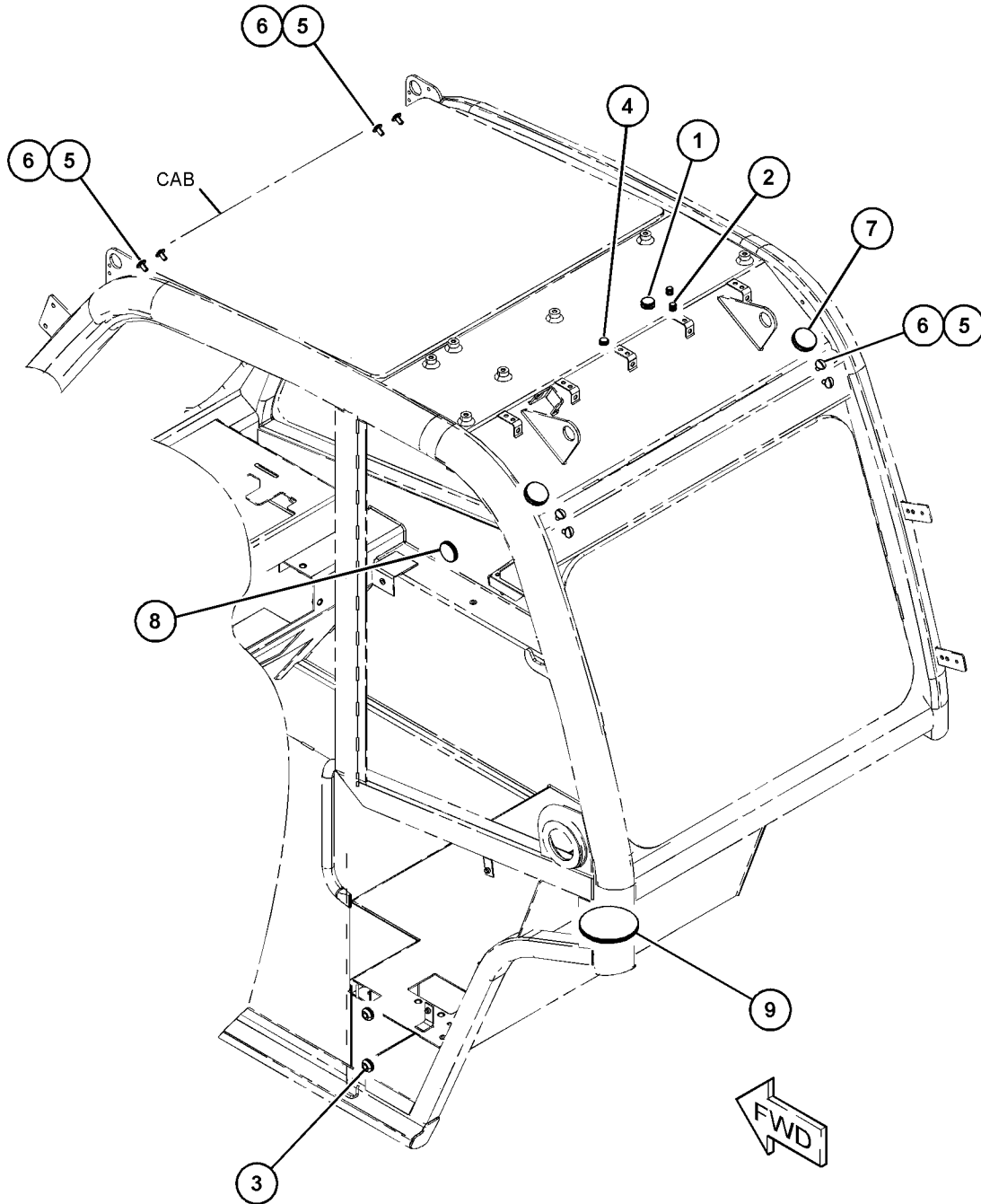
i06812691

NOTE	REF NO	GRAPHIC REF	PART NUMBER	QTY	PART NAME						SEE PAGE
					1	2	3	4	5	6	
	1	1	468-5335	1	PLUG						
	2	1	468-5334	2	PLUG						
	3	1	459-2772	2	PLUG						
	4	1	468-5337	1	PLUG						
	5	1	473-9385	8	SCREW (M8X1.25X16-MM)						
	6	1	473-9386	8	WASHER (8.4X18X1.5-MM THK)						
	7	1	473-9387	2	PLUG						
	8	1	473-9388	1	PLUG						
	9	1	518-3803	1	CAP						

OPERATOR STATION

473-9471 PLUG GP-CAB (contd.)

i06812691



GRAPHIC #1

<END>

g06129801

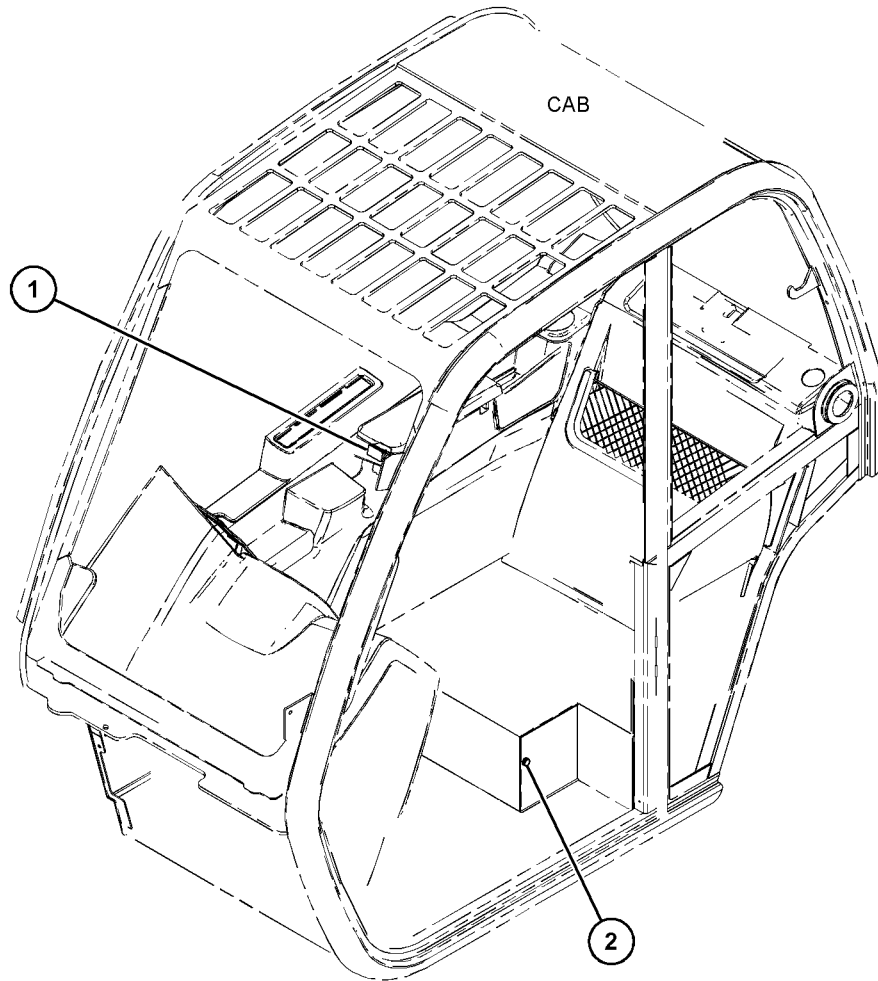
OPERATOR STATION

518-2993 PLUG GP-CAB PART OF 495-1910, 495-1911 CHASSIS AR

SMCS-7301

i06810162

NOTE	REF NO	GRAPHIC REF	PART NUMBER	QTY	PART NAME						SEE PAGE
					1	2	3	4	5	6 (PRODUCT LEVEL)	
	1	1	323-7233	1	COVER-SWITCH						
	2	1	468-5336	1	PLUG						



GRAPHIC #1

<END>

g06124415

OPERATOR STATION

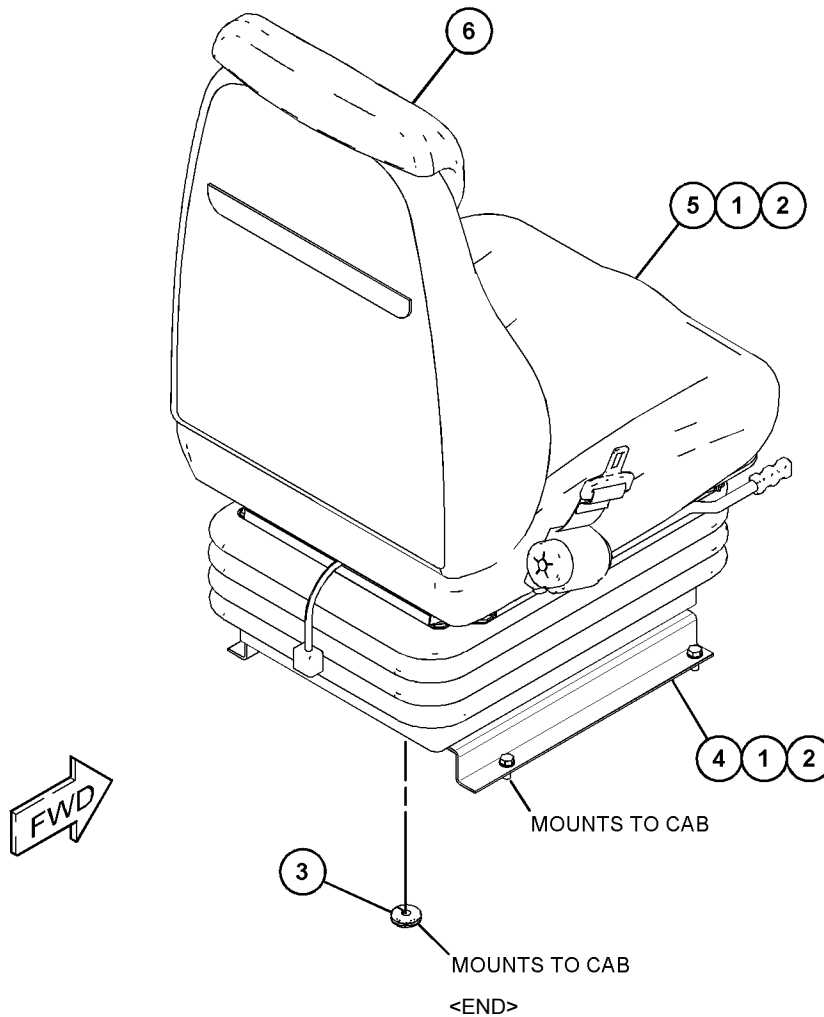
476-7798 SEAT & MOUNTING GP AN ATTACHMENT

SMCS-7312

i06824016

NOTE	REF NO	GRAPHIC REF	PART NUMBER	QTY	PART NAME						SEE PAGE
					1	2	3	4	5	6 (PRODUCT LEVEL)	
M	1	1	8T-4189	8	BOLT (M8X1.25X20-MM)						
	2	1	8T-4224	8	WASHER-HARD (8.8X16X2-MM THK)						
	3	1	521-6487	1	GROMMET						
	4	1	476-7795	1	BRACKET AS						
Y	5	1	460-0320	1	SEAT GP						526
	6	1	460-0321	1	HEADREST						

M - METRIC PART
Y - SEPARATE ILLUSTRATION



GRAPHIC #1

g06040606

OPERATOR STATION

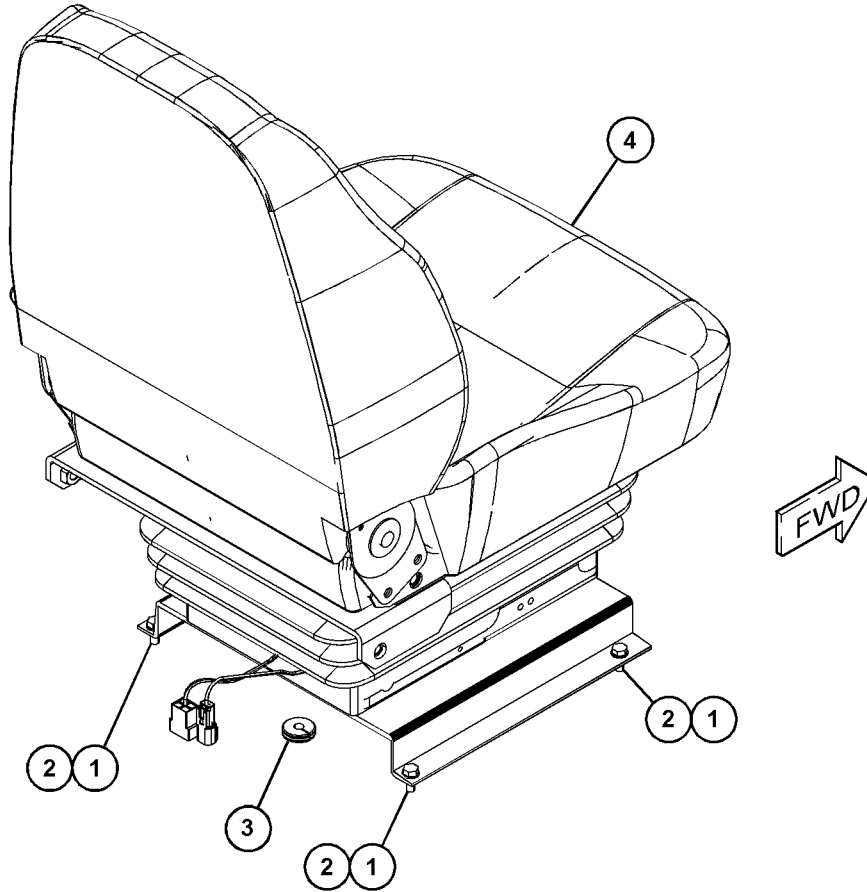
476-8930 SEAT & MOUNTING GP-AIR SUSPENSION AN ATTACHMENT

SMCS-7312

i06823988

NOTE	REF NO	GRAPHIC REF	PART NUMBER	QTY	PART NAME						SEE PAGE
					1	2	3	4	5	6 (PRODUCT LEVEL)	
M	1	1	8T-4189	4	BOLT (M8X1.25X20-MM)						
	2	1	8T-4224	4	WASHER-HARD (8.8X16X2-MM THK)						
	3	1	521-6487	1	GROMMET						
Y	4	1	476-8931	1	SEAT GP						528

M - METRIC PART
Y - SEPARATE ILLUSTRATION



GRAPHIC #1

<END>

g06042291

OPERATOR STATION

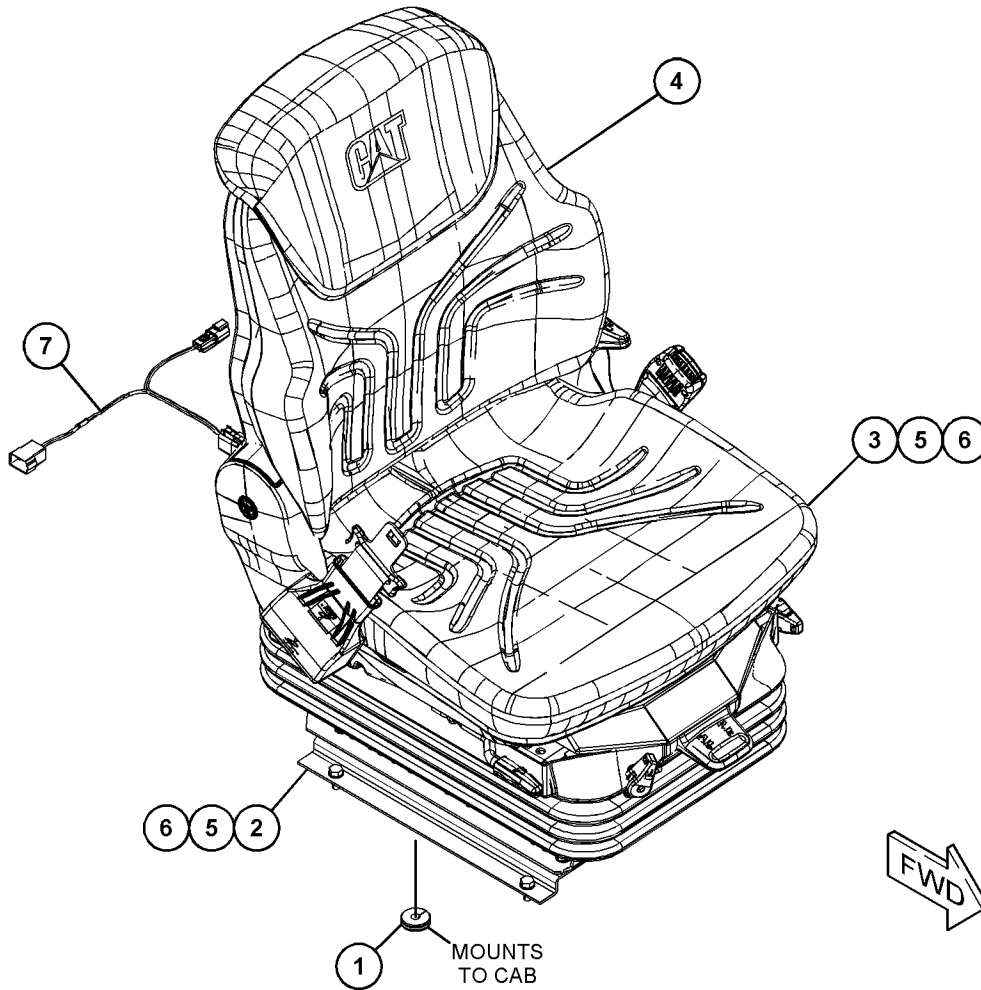
492-4861 SEAT & MOUNTING GP-AIR SUSPENSION AN ATTACHMENT

SMCS-7312

i06822967

NOTE	REF NO	GRAPHIC REF	PART NUMBER	QTY	PART NAME						SEE PAGE
					1	2	3	4	5	6 (PRODUCT LEVEL)	
	1	1	521-6487	1	GROMMET						
	2	1	492-4862	1	PLATE AS						
	3	1	463-2072	1	SEAT GP-SUSPENSION						
	4	1	450-9503	1	SUPPORT						
	5	1	8T-4224	8	WASHER-HARD (8.8X16X2-MM THK)						
M	6	1	8T-4189	8	BOLT (M8X1.25X20-MM)						
	7	1	463-2071	1	HARNESS AS-SWITCH						

M - METRIC PART



GRAPHIC #1

g06037926

OPERATOR STATION

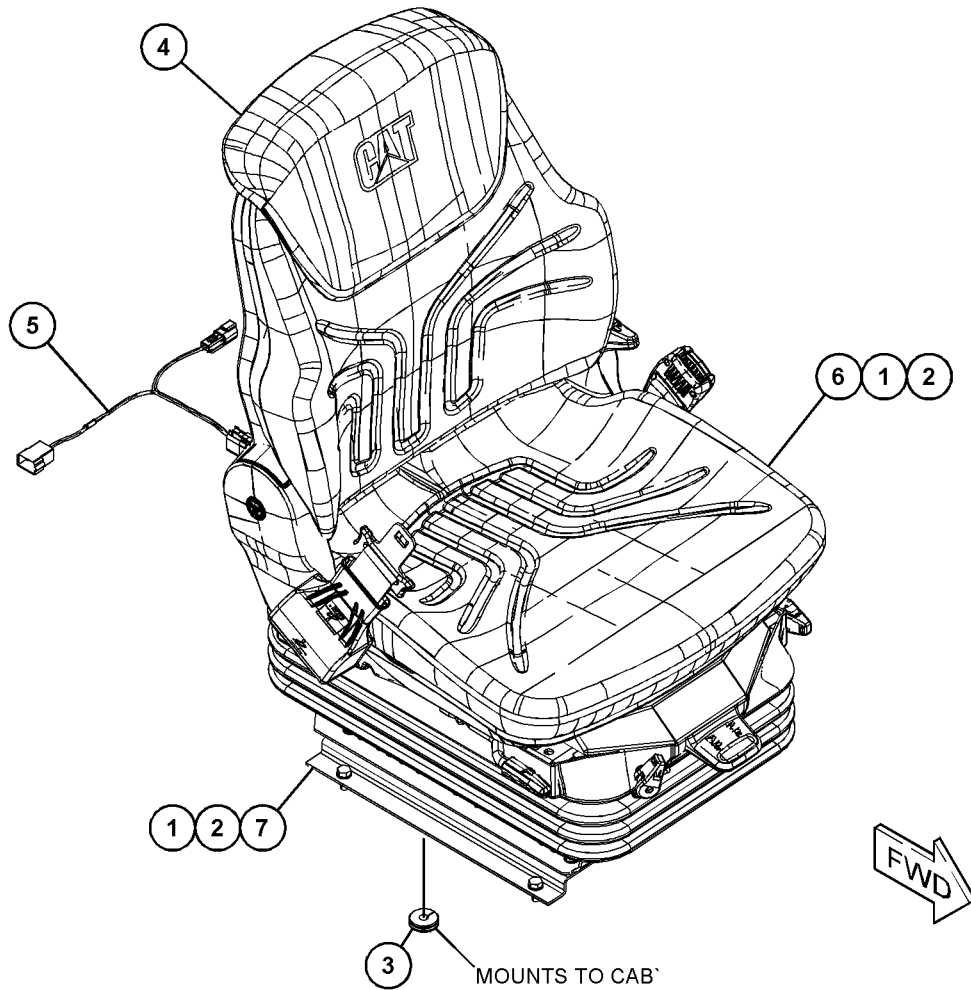
503-1690 SEAT & MOUNTING GP-AIR SUSPENSION AN ATTACHMENT

SMCS-7312

i06825094

NOTE	REF NO	GRAPHIC REF	PART NUMBER	QTY	PART NAME						SEE PAGE
					1	2	3	4	5	6 (PRODUCT LEVEL)	
M	1	1	8T-4189	8	BOLT (M8X1.25X20-MM)						
	2	1	8T-4224	8	WASHER-HARD (8.8X16X2-MM THK)						
	3	1	521-6487	1	GROMMET						
	4	1	450-9503	1	SUPPORT						
	5	1	463-2071	1	HARNES AS-SWITCH						
	6	1	463-2072	1	SEAT GP-SUSPENSION						
	7	1	492-4862	1	PLATE AS						

M - METRIC PART



GRAPHIC #1

<END>

g06038395

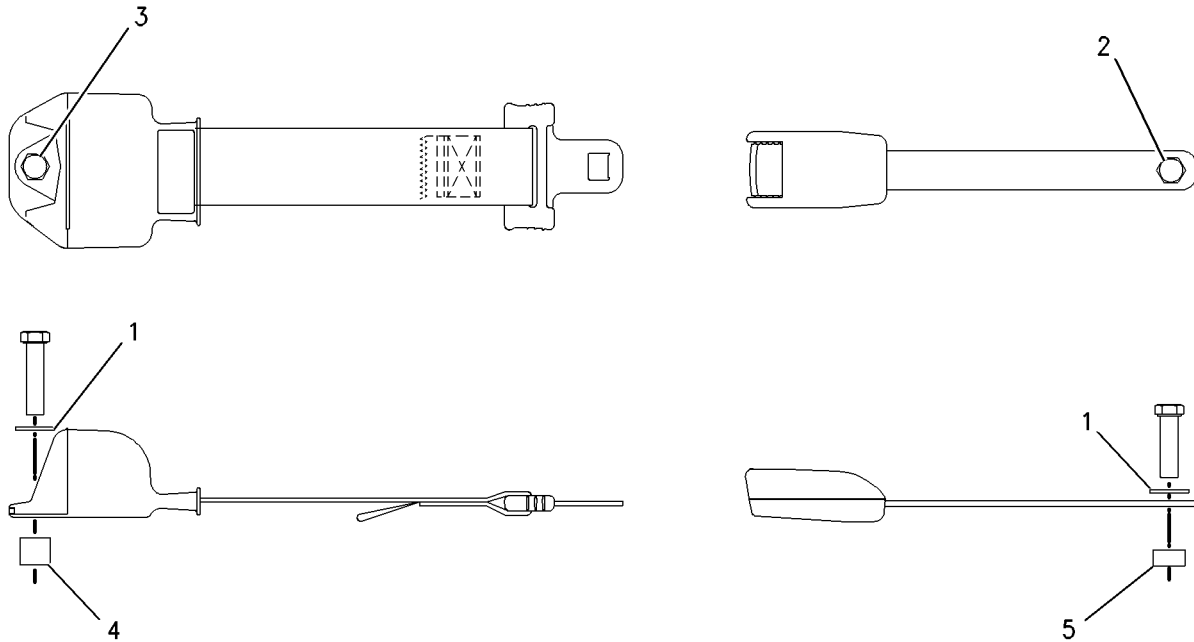
OPERATOR STATION

229-0582 SEAT BELT GP-2 IN AN ATTACHMENT

SMCS-7327

i01996488

NOTE	REF NO	GRAPHIC REF	PART NUMBER	QTY	PART NAME						SEE PAGE
					1	2	3	4	5	6	
	1	1	3K-6113	2	WASHER-HARD (12X18.5X3-MM THK)						
	2	1	5P-8282	1	BOLT-LOCKING (7/16-14X1.5-IN)						
	3	1	5P-9940	1	BOLT-LOCKING						
	4	1	215-9632	1	SPACER (12X20X20-MM THK)						
	5	1	161-3357	1	SPACER (12X20X10-MM THK)						



GRAPHIC #1

<END>

g00951155

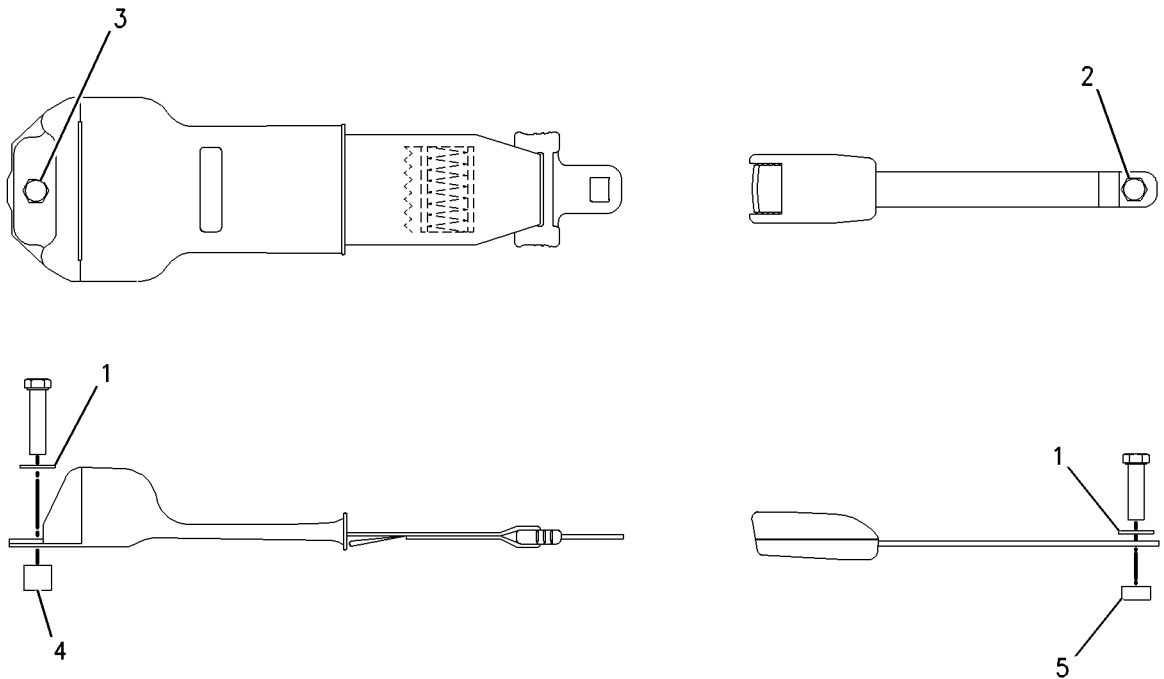
OPERATOR STATION

229-0583 SEAT BELT GP-3 IN AN ATTACHMENT

SMCS-7327

i01996489

NOTE	REF NO	GRAPHIC REF	PART NUMBER	QTY	PART NAME						SEE PAGE
					1	2	3	4	5	6	
	1	1	3K-6113	2	WASHER-HARD (12X18.5X3-MM THK)						
	2	1	5P-8282	1	BOLT-LOCKING (7/16-14X1.5-IN)						
	3	1	5P-9940	1	BOLT-LOCKING						
	4	1	215-9632	1	SPACER (12X20X20-MM THK)						
	5	1	161-3357	1	SPACER (12X20X10-MM THK)						



GRAPHIC #1

<END>

g00951160

OPERATOR STATION

460-0320 SEAT GP

PART OF 476-7798 SEAT & MOUNTING GP, 503-1691 SEAT GP
AN ATTACHMENT

SMCS-7312, 7324

i06586855

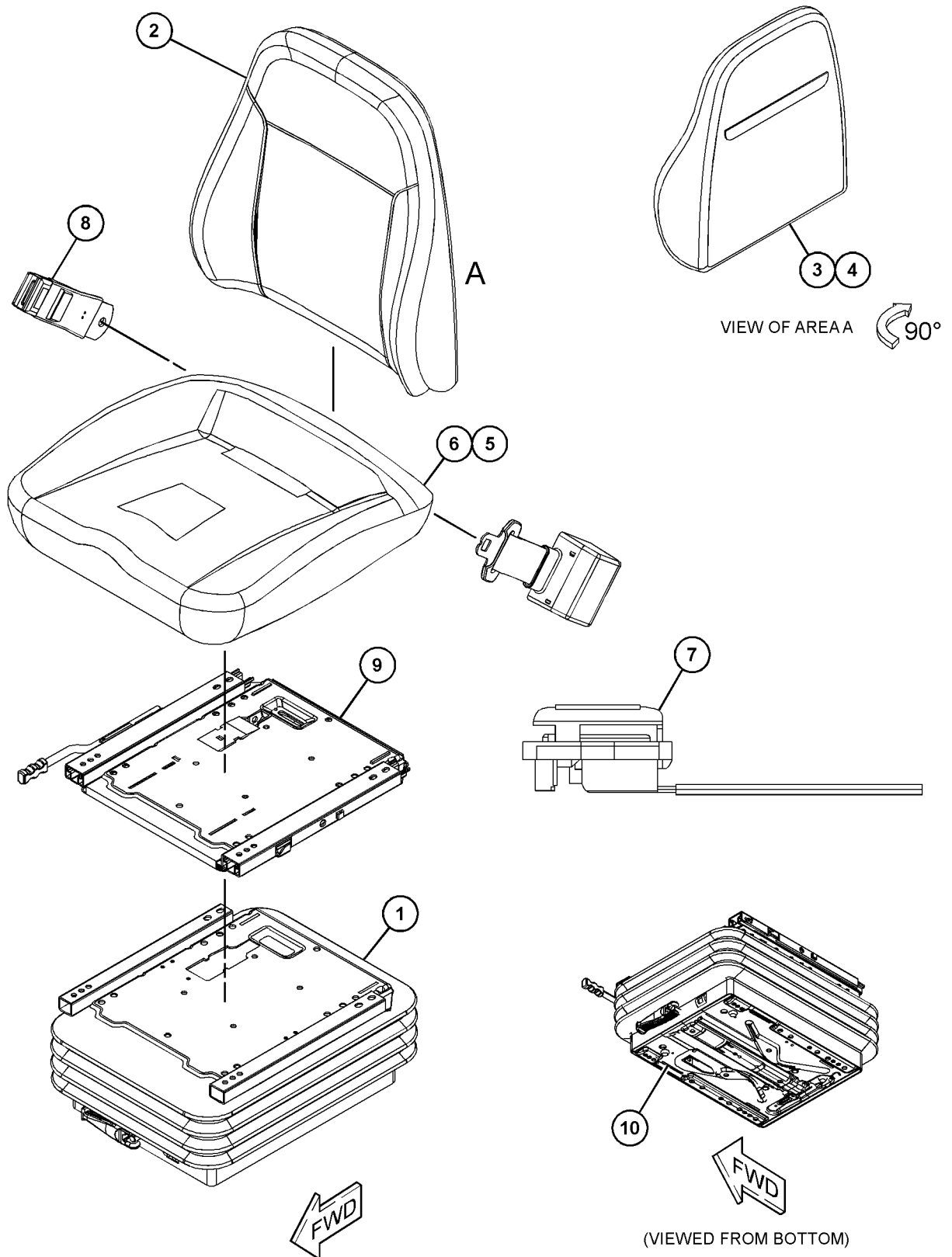
NOTE	REF NO	GRAPHIC REF	PART NUMBER	QTY	PART NAME						SEE PAGE
					1	2	3	4	5	6 (PRODUCT LEVEL)	
	1	1	458-8422	1	COVER						
	2	1	458-8423	1	SEAT						
	3	1	458-8424	1	COVER-REAR						
	4	1	458-8425	1	FOAM						
	5	1	458-8426	1	COVER-SEAT						
	6	1	458-8419	1	FOAM-SEAT						
	7	1	458-8420	1	SWITCH						
	8	1	458-8421	1	SEAT BELT						
	9	1	322-5996	1	FRAME-SLIDE						
	10	1	322-5995	1	FRAME-SEAT						

PARTS SHOWN IN GRAPHIC(S) WITHOUT A REFERENCE NUMBER ARE NOT SERVICED SEPARATELY

OPERATOR STATION

460-0320 SEAT GP (contd.)

106586855



GRAPHIC #1

<END>

g06037820

OPERATOR STATION

476-8931 SEAT GP PART OF 476-8930 SEAT & MOUNTING GP AN ATTACHMENT

SMCS-7312, 7324

i06823989

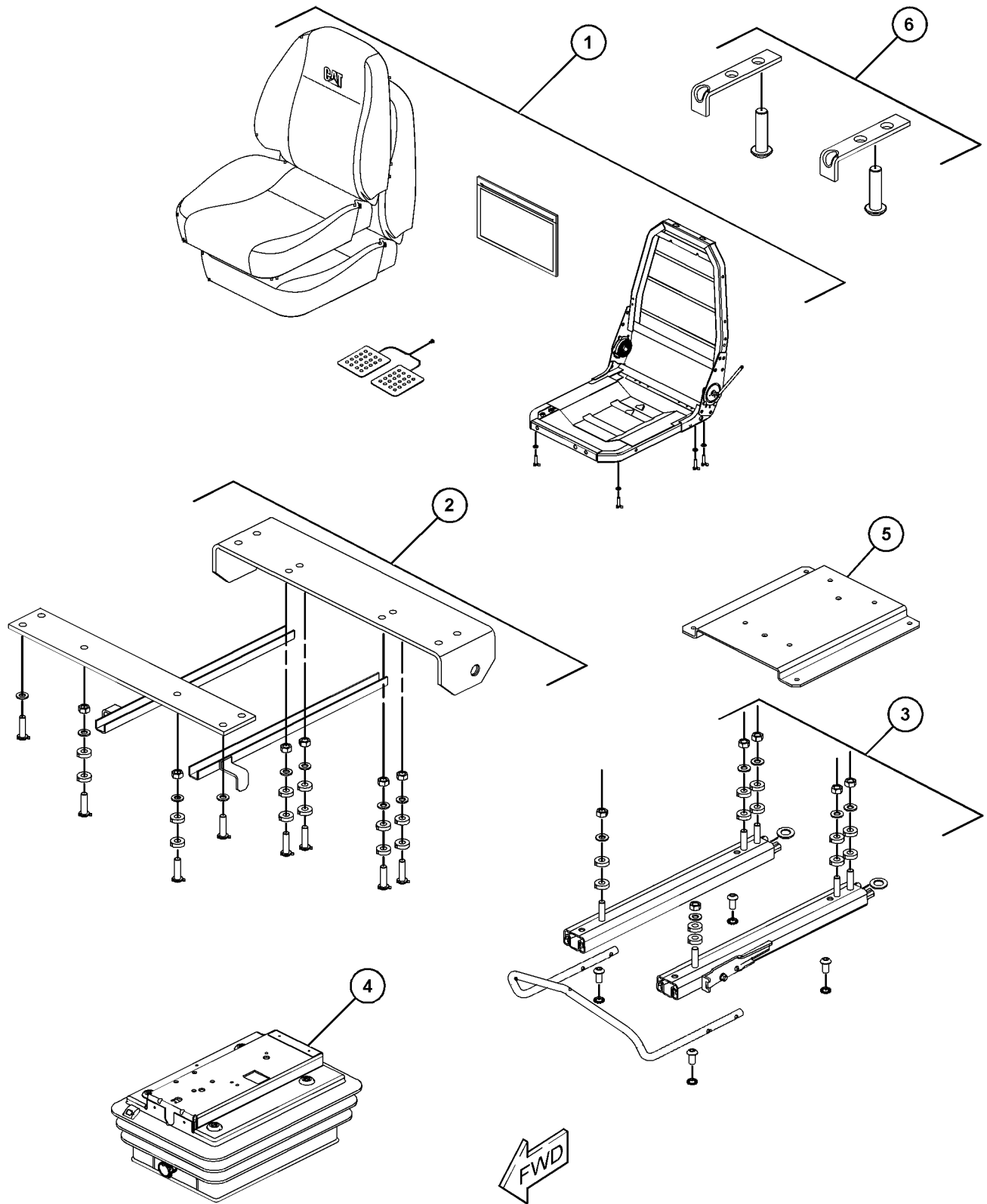
NOTE	REF NO	GRAPHIC REF	PART NUMBER	QTY	PART NAME						SEE PAGE
					1	2	3	4	5	6 (PRODUCT LEVEL)	
Y	1	1	515-8400	1	SEAT GP						531
	2	1	322-8060	1	KIT-STRAP						
					(INCLUDES CHANNELS, STRAPS, SCREWS, NUTS, WASHERS & SPACERS)						
	3	1	322-8061	1	KIT-SEAT ADJUSTER						
					(INCLUDES SPRING WASHERS, NUTS, SCREWS, WASHERS, SPACERS & SLIDE RAILS)						
Y	4	1	213-4578	1	KIT-SEAT SUSPENSION						493
	5	1	515-8220	1	KIT-PLATE						
					(INCLUDES SCREWS, WASHERS & ADAPTER PLATE)						
	6	1	322-8065	1	KIT-STOP						
					(INCLUDES SLIDE RAILS & SCREWS)						

Y - SEPARATE ILLUSTRATION

OPERATOR STATION

476-8931 SEAT GP (contd.)

106823989



GRAPHIC #1

<END>

g06136130

OPERATOR STATION

503-1691 SEAT GP

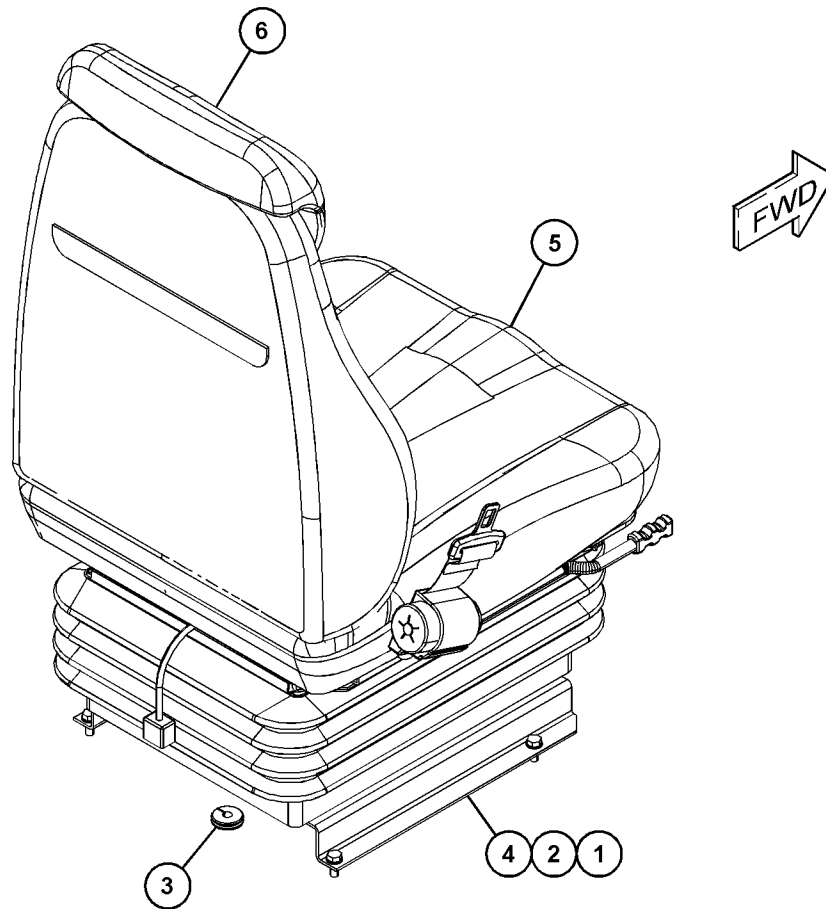
CLOTH
AN ATTACHMENT

SMCS-7312, 7324

i06825097

NOTE	REF NO	GRAPHIC REF	PART NUMBER	QTY	PART NAME						SEE PAGE
					1	2	3	4	5	6 (PRODUCT LEVEL)	
M	1	1	8T-4189	8	BOLT (M8X1.25X20-MM)						
	2	1	8T-4224	8	WASHER-HARD (8.8X16X2-MM THK)						
	3	1	521-6487	1	GROMMET						
	4	1	503-1693	1	PLATE AS						
Y	5	1	460-0320	1	SEAT GP						526
	6	1	460-0321	1	HEADREST						

M - METRIC PART
Y - SEPARATE ILLUSTRATION



GRAPHIC #1

<END>

g06038858

OPERATOR STATION

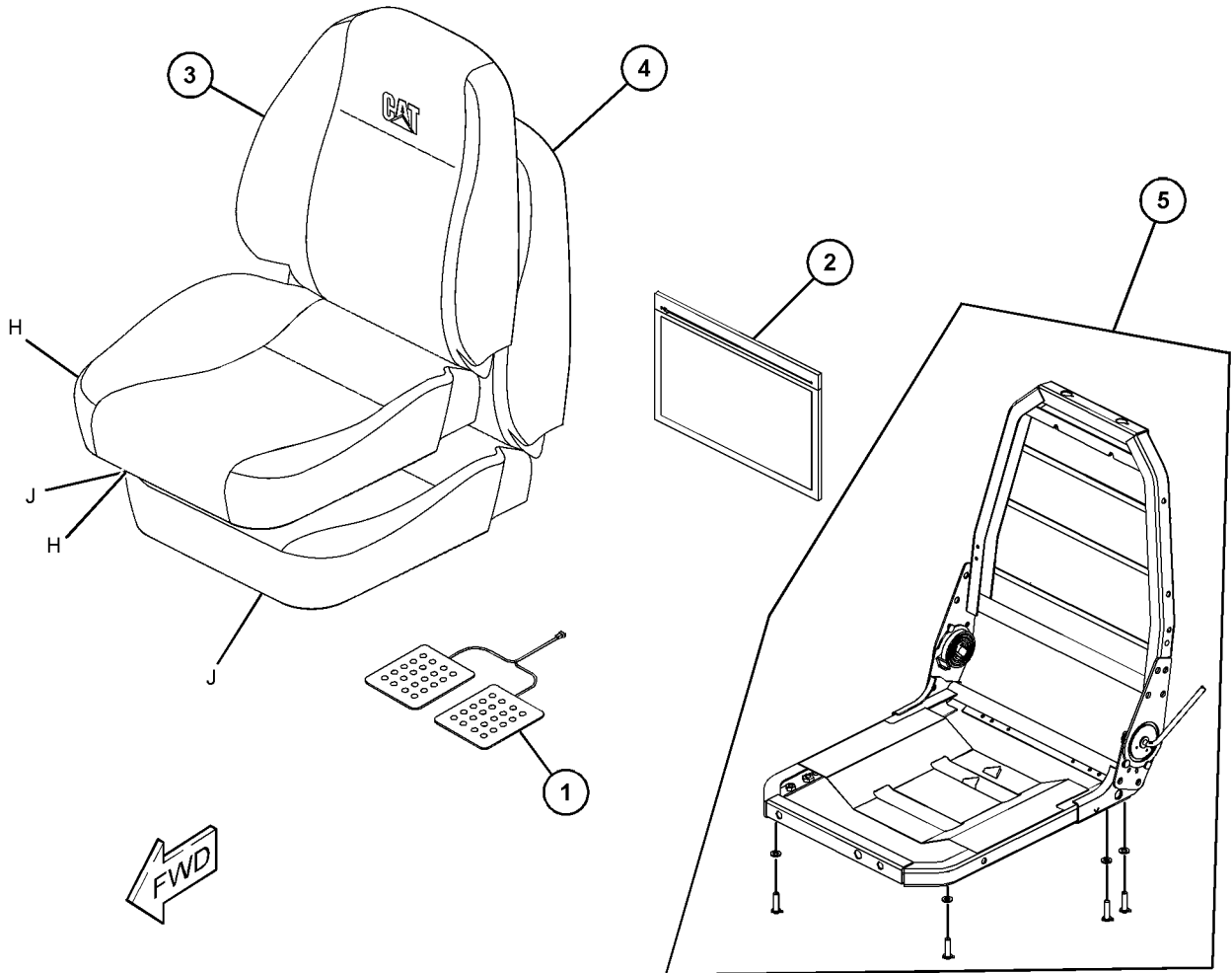
515-8400 SEAT GP

PART OF 476-8931 SEAT GP
AN ATTACHMENT

SMCS-7312, 7324

i06823990

NOTE	REF NO	GRAPHIC REF	PART NUMBER	QTY	PART NAME						SEE PAGE
					1	2	3	4	5	6 (PRODUCT LEVEL)	
	1	1	451-8375	1	KIT-SENSOR (OPERATOR PRESENT)						
					(INCLUDES PADS)						
	2	1	322-8059	1	KIT-LITERATURE HOLDER						
	3	1	515-8262	1	COVER-BACK						
	4	1	322-8080	1	KIT-BACK FOAM						
					(INCLUDES BACK FOAM, TRIM BARS & HOG RINGS)						
	5	1	322-8057	1	KIT-FRAME AS						
					(INCLUDES FRAME, SCREWS & WASHERS)						
					AVAILABLE REPAIR KIT(S) :						
			110-5059	1	KIT-SEAT (BOTTOM)						
					(INCLUDES PARTS MARKED "J" IN THE GRAPHICS)						
			515-8263	1	KIT-SEAT COVER						
					(INCLUDES PARTS MARKED "H" IN THE GRAPHICS)						



GRAPHIC #1

<END>

g06134910

OPERATOR STATION

495-7646 TANK GP-WINDOW WASHER

PART OF 502-3551 CAB AR, 502-3552, 502-3553, 502-3554 CAB AR-ENCLOSED ROPS
AN ATTACHMENT

SMCS-7306

i06591329

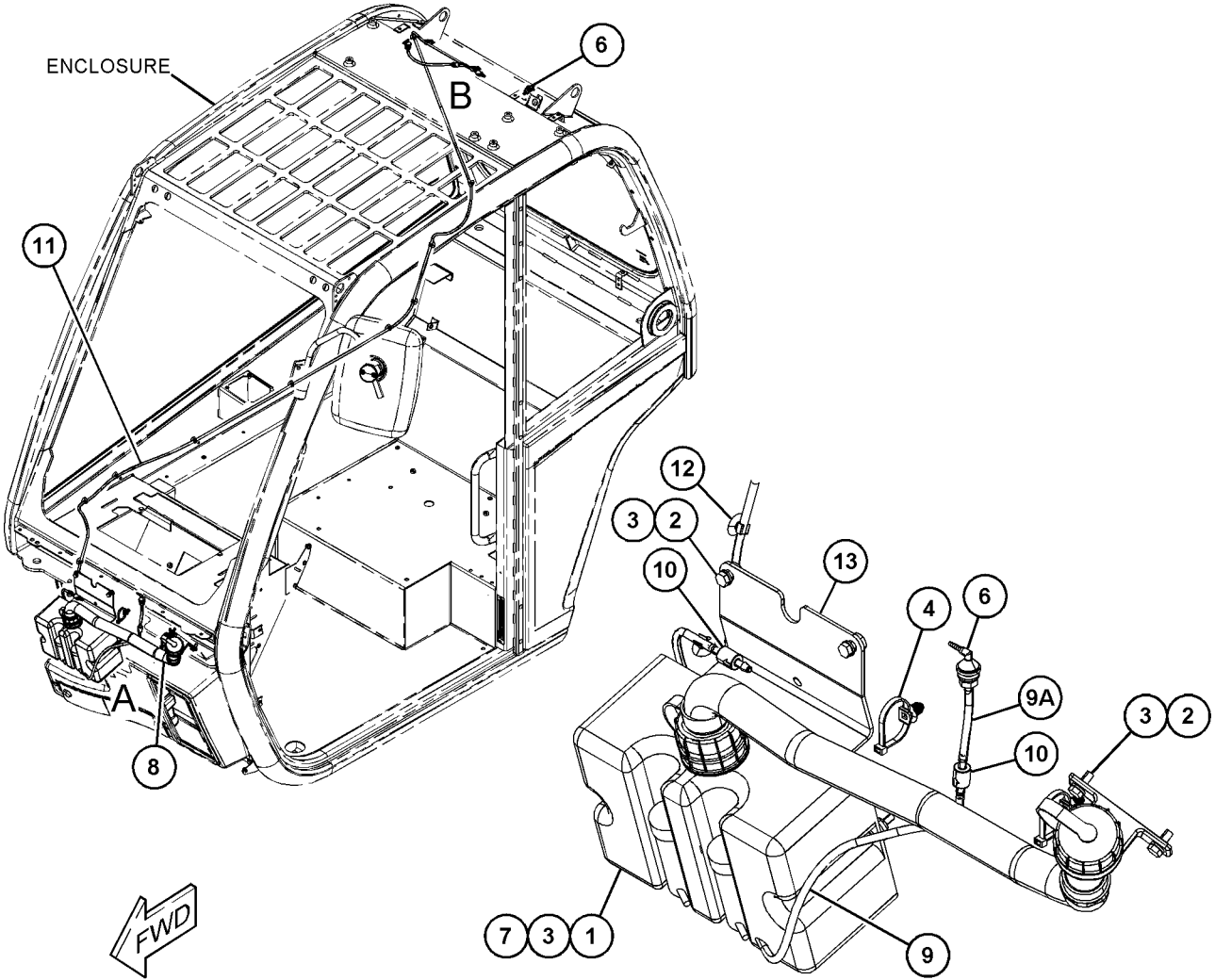
NOTE	REF NO	GRAPHIC REF	PART NUMBER	QTY	PART NAME						SEE PAGE
					1	2	3	4	5	6 (PRODUCT LEVEL)	
M	1	1	473-7230	2	BOLT (M5X0.8X25-MM)						
M	2	1	5C-9553	4	BOLT (M6X1X16-MM)						
	3	1	8T-4205	6	WASHER-HARD (7.2X14.5X2-MM THK)						
	4	1	206-1345	2	STRAP-CABLE						
	5	1	6K-9632	1	TEE						
	6	1	315-3812	3	CONNECTOR						
	7	1	495-7649	1	TANK AS-WINDOW WASHER						
	8	1	473-6830	1	HOSE AS						
E	9	1	144-0195		HOSE (47-CM)						
E	9A	1	144-0195		HOSE (10-CM)						
E	9B	1	144-0195		HOSE (4-CM EACH)						
E	9C	1	144-0195		HOSE (16-CM)						
	10	1	489-4104	4	VALVE-CHECK						
	11	1	495-7650	1	HOSE						
	12	1	473-6930	16	MOUNT						
	13	1	474-9857	1	BRACKET AS						

E - ORDER BY THE CENTIMETER
M - METRIC PART

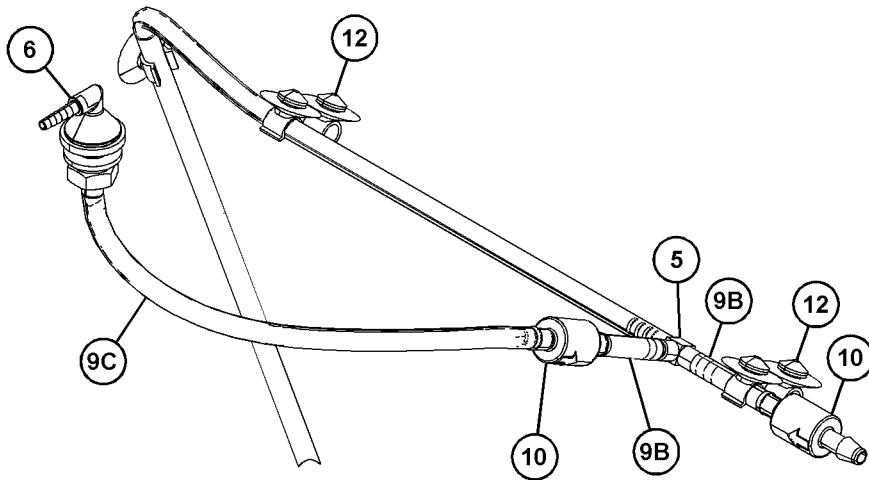
OPERATOR STATION

495-7646 TANK GP-WINDOW WASHER (contd.)

106591329



VIEW OF AREA A



VIEW OF AREA B

GRAPHIC #1

<END>

g06040613

OPERATOR STATION

495-6202 TRIM GP-CAB

PART OF 495-6209 TRIM GP-CAB
AN ATTACHMENT

SMCS-7329, 7450

i06810935

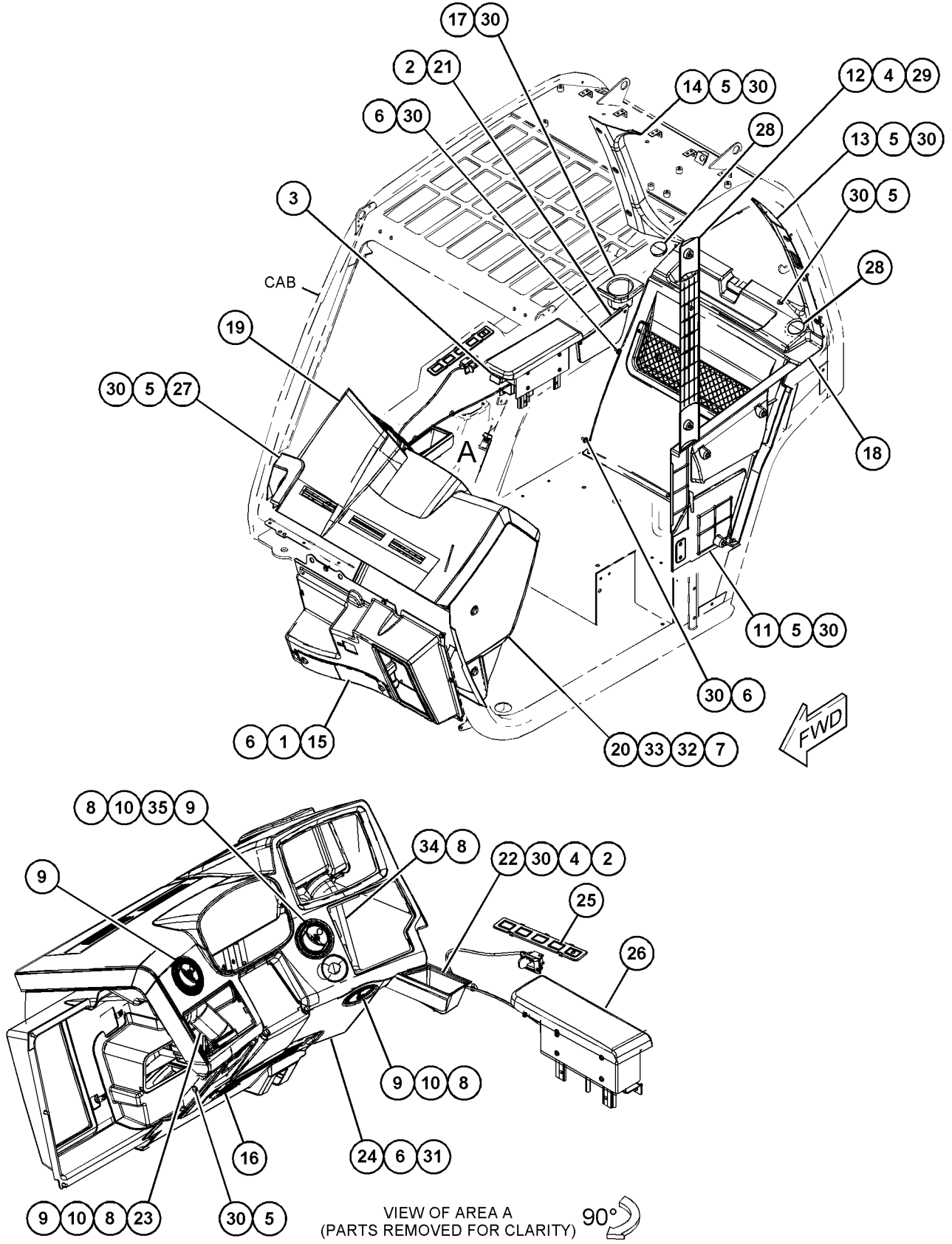
NOTE	REF NO	GRAPHIC REF	PART NUMBER	QTY	PART NAME 1 2 3 4 5 6 (PRODUCT LEVEL)	SEE PAGE
	1	1	303-4779	2	LOCKNUT	
M	2	1	455-2256	3	BOLT-SOCKET HEAD (M5X0.8X20-MM)	
	3	1	323-7233	1	COVER-SWITCH	
	4	1	309-3996	3	WASHER (5.3X12.5X5-MM THK)	
	5	1	8T-4205	24	WASHER-HARD (7.2X14.5X2-MM THK)	
	6	1	5W-1417	5	WASHER (6.4X18X1.6-MM THK)	
M	7	1	341-7590	2	NUT (M6X1-THD)	
	8	1	323-7265	6	CLAMP	
	9	1	459-5371	4	VENT	
	10	1	459-5188	3	CONNECTOR	
	11	1	477-5914	1	COVER	
	12	1	473-6967	1	COVER	
	13	1	495-6203	1	COVER	
	14	1	477-5891	1	COVER	
Y	15	1	474-9856	1	COVER GP (FRONT)	254
	16	1	473-6971	1	COVER AS-ACCESS	
M		1	388-4063	2	SCREW (M6X16-MM)	
		1	460-4126	2	WASHER	
	17	1	473-6968	1	CUP HOLDER	
	18	1	473-6974	1	COVER AS-ACCESS (REAR PANEL)	
		1	473-6842	6	SCREW (NO 6 X 1-IN)	
		1	473-6977	1	COVER-REAR	
		1	473-6986	1	NET AS-STORAGE	
	19	1	475-0755	1	COVER GP-CONSOLE (DASH)	
		1	315-3850	1	TUBE	
		1	323-5629	2	ELBOW-HOSE	
		1	494-0160	2	STUD	
	20	1	473-6983	1	CONSOLE (LH)	
	21	1	473-6841	1	BEZEL	
	22	1	473-7034	1	BOX-STORAGE	
	23	1	474-9789	1	HOSE	
	24	1	474-9859	1	COVER GP (DASH, LOWER)	
		1	473-6985	2	CLIP	
		1	474-9860	1	CONSOLE	
	25	1	495-6204	1	PLATE	
Y	26	1	495-6206	1	ARMREST GP	457
	27	1	495-6205	1	COVER	
	28	1	484-1473	2	CAP	
M	29	1	484-1475	2	SCREW (M5X20-THD)	
M	30	1	471-6671	28	SCREW (M6X1X16-MM)	
M	31	1	473-6822	1	SCREW (M6X1X20-MM)	
	32	1	460-4126	2	WASHER	
	33	1	515-2777	1	SCREW-THUMB	
	34	1	474-9797	1	HOSE	
	35	1	474-9790	1	HOSE	

M - METRIC PART
Y - SEPARATE ILLUSTRATION

OPERATOR STATION

495-6202 TRIM GP-CAB (contd.)

i06810935



GRAPHIC #1

<END>

g06133367

OPERATOR STATION

495-6209 TRIM GP-CAB

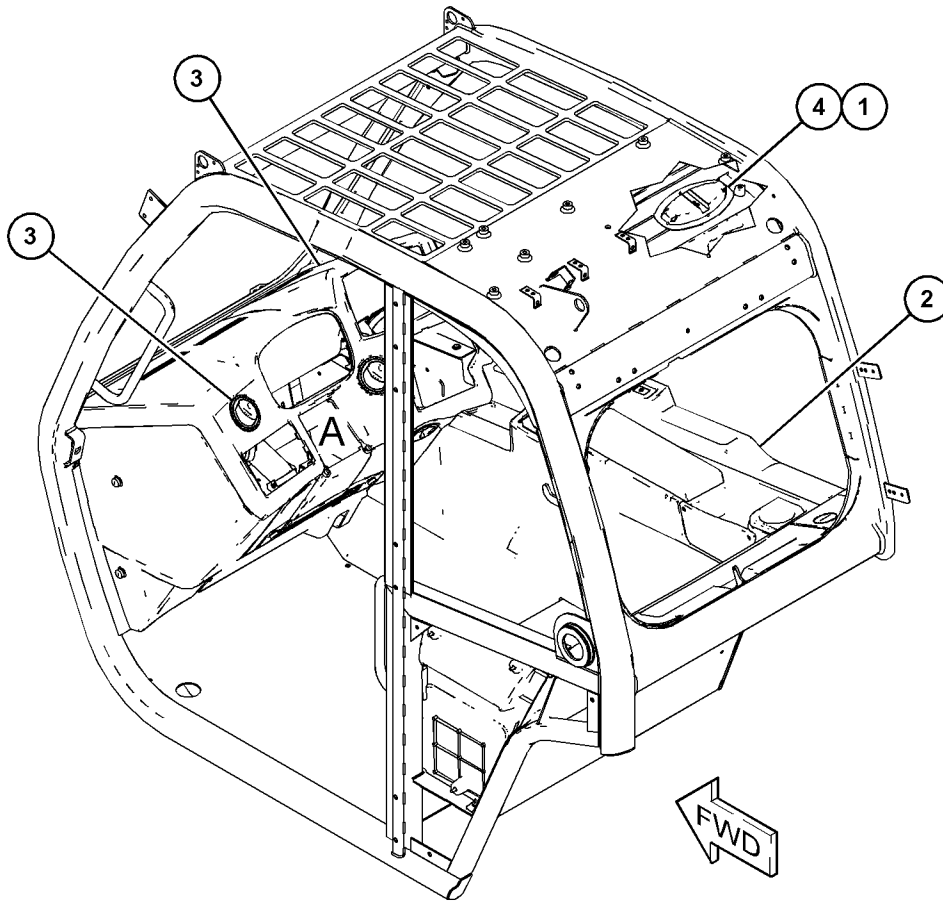
PART OF 502-3551 CAB AR, 502-3552, 502-3553, 502-3554 CAB AR-ENCLOSED ROPS
AN ATTACHMENT

SMCS-7329, 7450

i06810934

NOTE	REF NO	GRAPHIC REF	PART NUMBER	QTY	PART NAME						SEE PAGE
					1	2	3	4	5	6 (PRODUCT LEVEL)	
	1	1	347-5373	4	SCREW-PAN HEAD						
Y	2	1	495-6240	1	TRIM GP-CAB (FRONT) (RH)						537
Y	3	1	495-6202	1	TRIM GP-CAB (FRONT)						534
	4	1	474-9787	1	LAMP (DOME)						

Y - SEPARATE ILLUSTRATION



GRAPHIC #1

<END>

g06125482

OPERATOR STATION

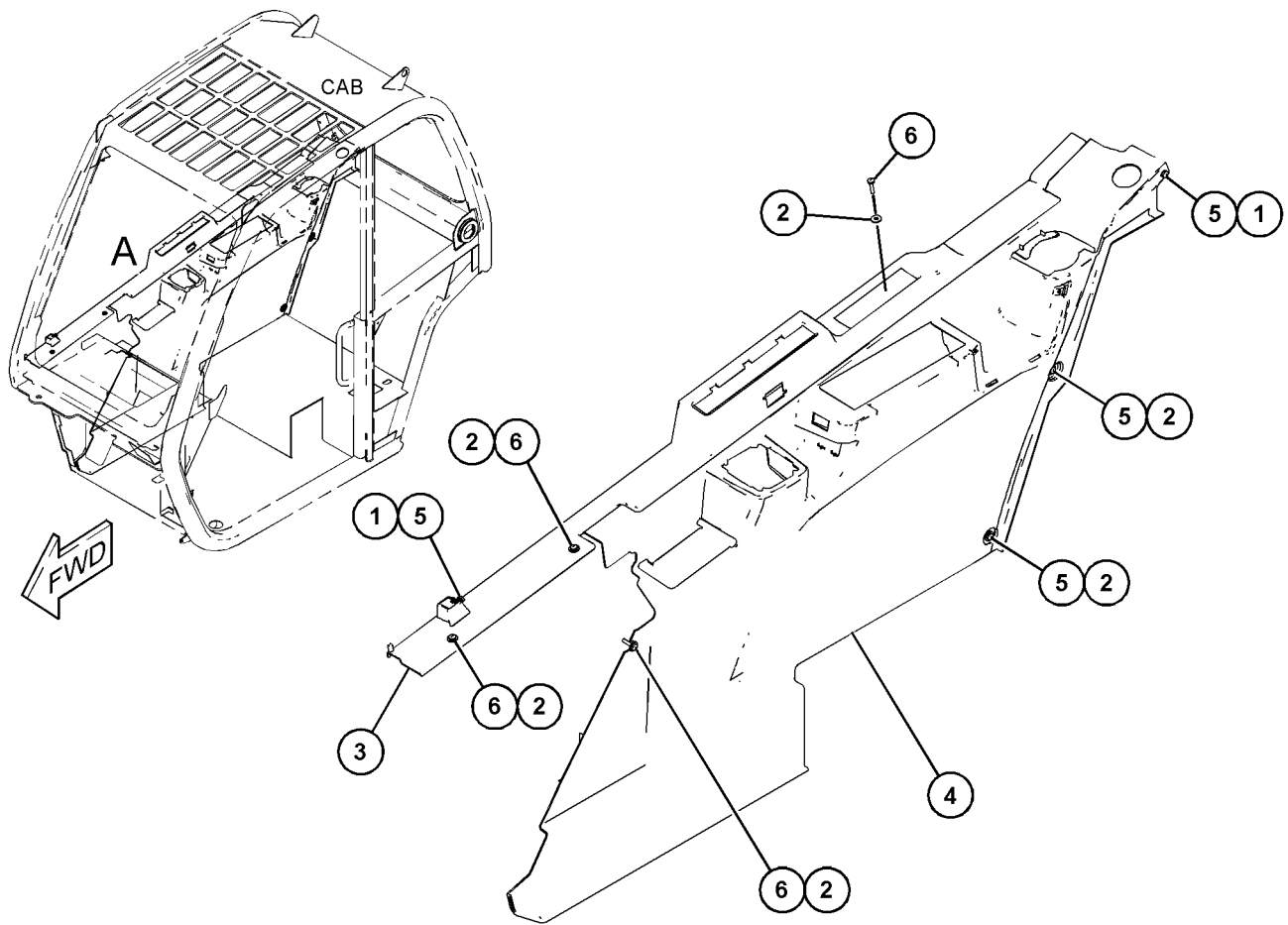
495-6240 TRIM GP-CAB-SIDE PART OF 495-6209 TRIM GP-CAB AN ATTACHMENT

SMCS-7329, 7450

i06591348

NOTE	REF NO	GRAPHIC REF	PART NUMBER	QTY	PART NAME						SEE PAGE
					1	2	3	4	5	6 (PRODUCT LEVEL)	
	1	1	8T-4205	2	WASHER-HARD (7.2X14.5X2-MM THK)						
	2	1	5W-1417	6	WASHER (6.4X18X1.6-MM THK)						
	3	1	495-4512	1	COVER GP-ACCESS (EXTENSION)						
M		1	341-7590	1	NUT (M6X1-THD)						
	4	1	495-4514	1	COVER GP-ACCESS (AUGER)						
M		1	494-0157	1	NUT (M5X0.8-THD)						
M	5	1	471-6671	4	SCREW (M6X1X16-MM)						
	6	1	495-6228	4	SCREW-DRIVE (M6X1X25-MM)						

M - METRIC PART



VIEW OF AREA A
<END>

GRAPHIC #1

g06042294

OPERATOR STATION

497-9587 VISOR GP-CAB

S/N: TD21-UP

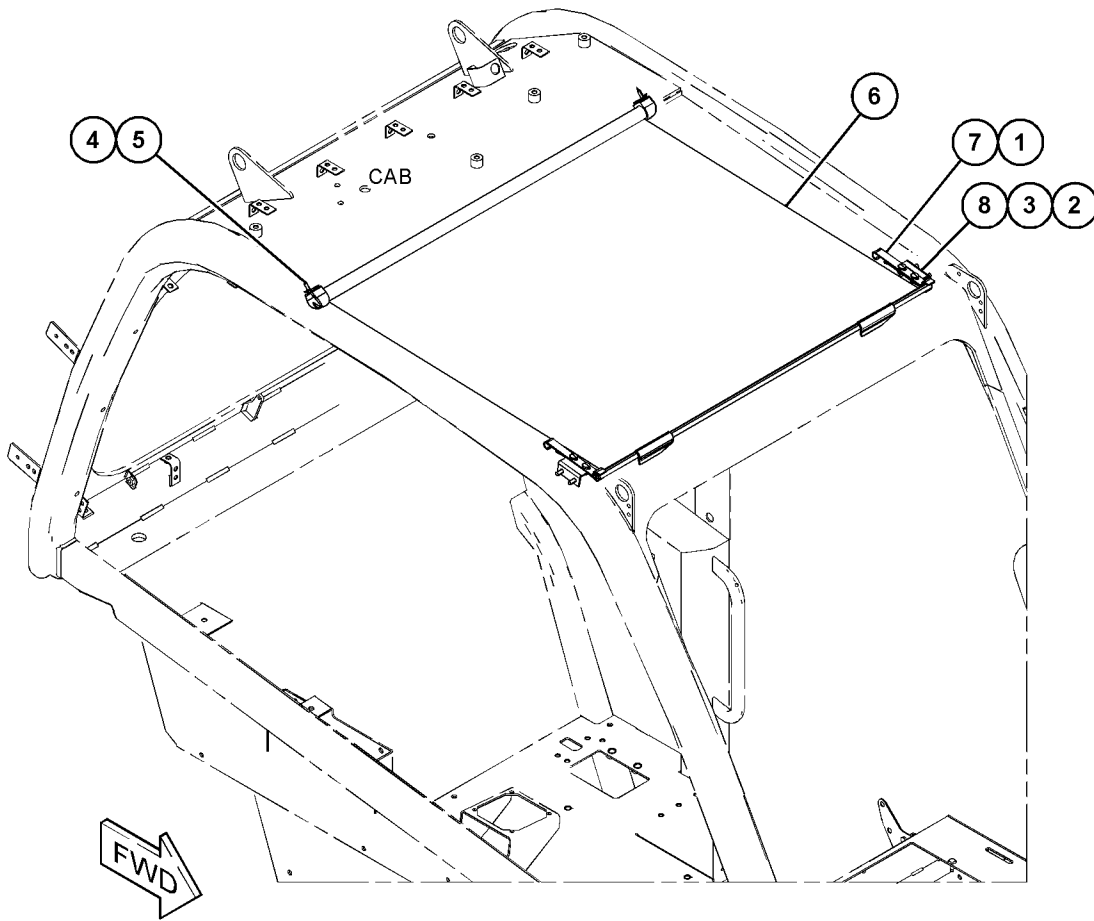
PART OF 495-1910 CHASSIS AR

SMCS-7301

i06735169

NOTE	REF NO	GRAPHIC REF	PART NUMBER	QTY	PART NAME						SEE PAGE
					1	2	3	4	5	6	
M	1	1	471-6671	4	SCREW (M6X1X16-MM)						
M	2	1	5C-9553	4	BOLT (M6X1X16-MM)						
	3	1	8T-4205	4	WASHER-HARD (7.2X14.5X2-MM THK)						
	4	1	347-4596	2	CLIP						
	5	1	347-4597	2	SCREW-PAN HEAD						
	6	1	497-9588	1	VISOR						
	7	1	513-8862	2	BRACKET						
	8	1	477-0897	2	BRACKET AS						

M - METRIC PART



GRAPHIC #1

<END>

g06113331

OPERATOR STATION

495-3426 WINDOW GP-CAB

REAR

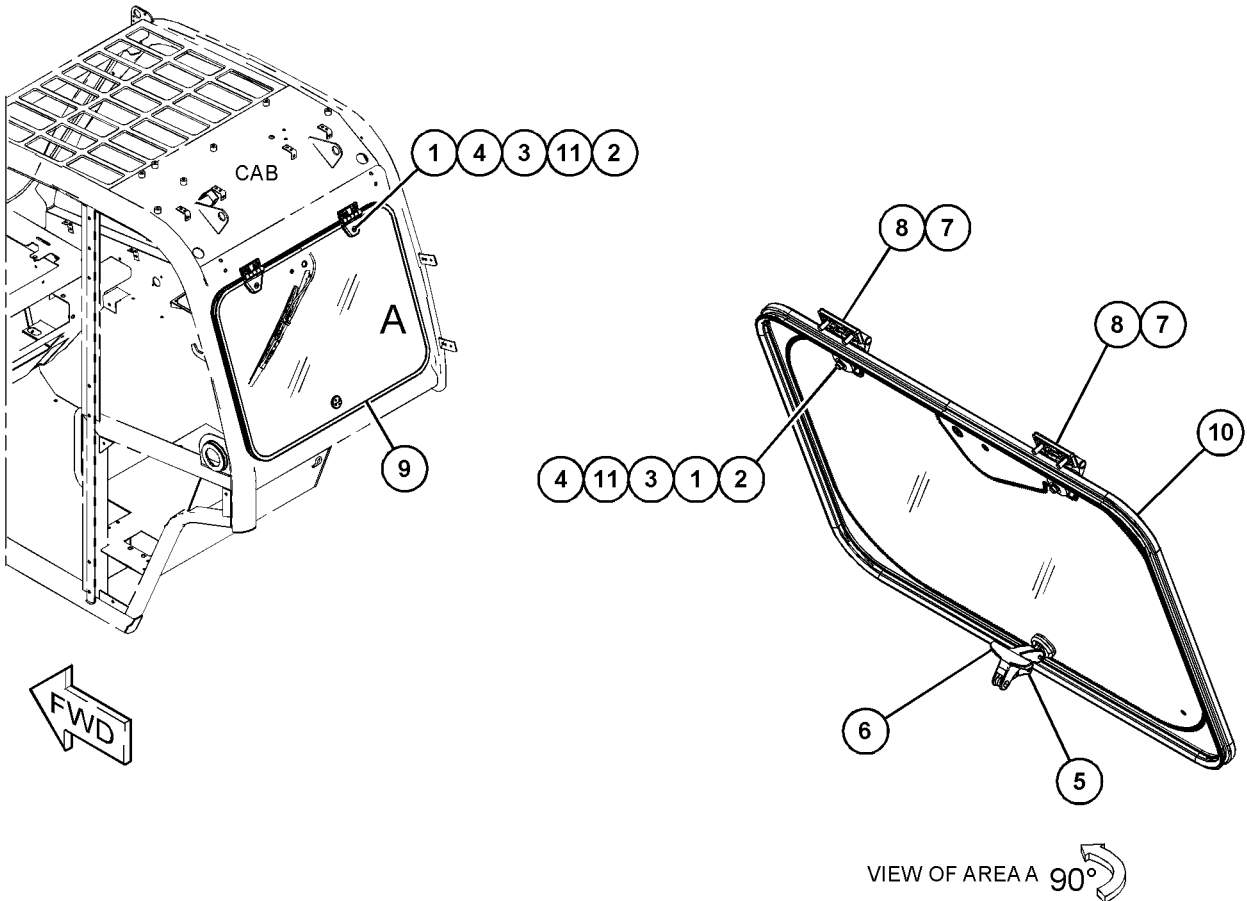
PART OF 502-3551 CAB AR, 502-3552, 502-3553, 502-3554 CAB AR-ENCLOSED ROPS
AN ATTACHMENT

SMCS-7310

i06591350

NOTE	REF NO	GRAPHIC REF	PART NUMBER	QTY	PART NAME						SEE PAGE
					1	2	3	4	5	6 (PRODUCT LEVEL)	
M	1	1	131-3539	2	SCREW-FLAT HEAD (M8X1.25X30-MM)						
M	2	1	459-8911	2	NUT (M8X1.25-THD)						
	3	1	459-1977	2	SPACER						
	4	1	459-1978	2	SPACER						
	5	1	095-0880	1	PIN						
	6	1	213-3263	1	LATCH AS						
		1	226-2754	1	PIN AS						
M	7	1	101-7541	4	SCREW-FLAT HEAD (M8X1.25X25-MM)						
	8	1	459-2708	2	HINGE AS						
	9	1	495-3427	1	GLASS						
	10	1	495-3428	1	SEAL-BULK						
	11	1	473-6966	2	FOAM						

M - METRIC PART



GRAPHIC #1

<END>

g06055409

OPERATOR STATION

495-7658 WINDOW GP-CAB

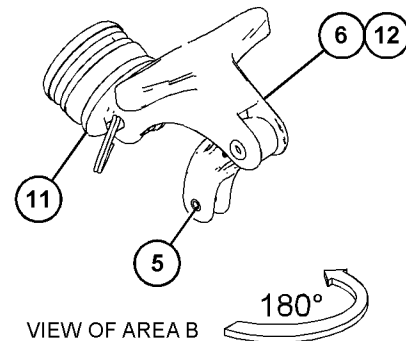
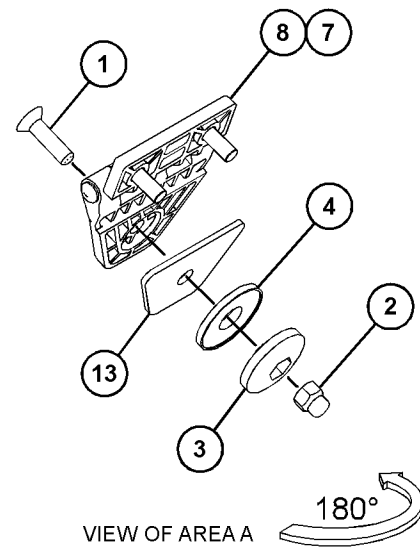
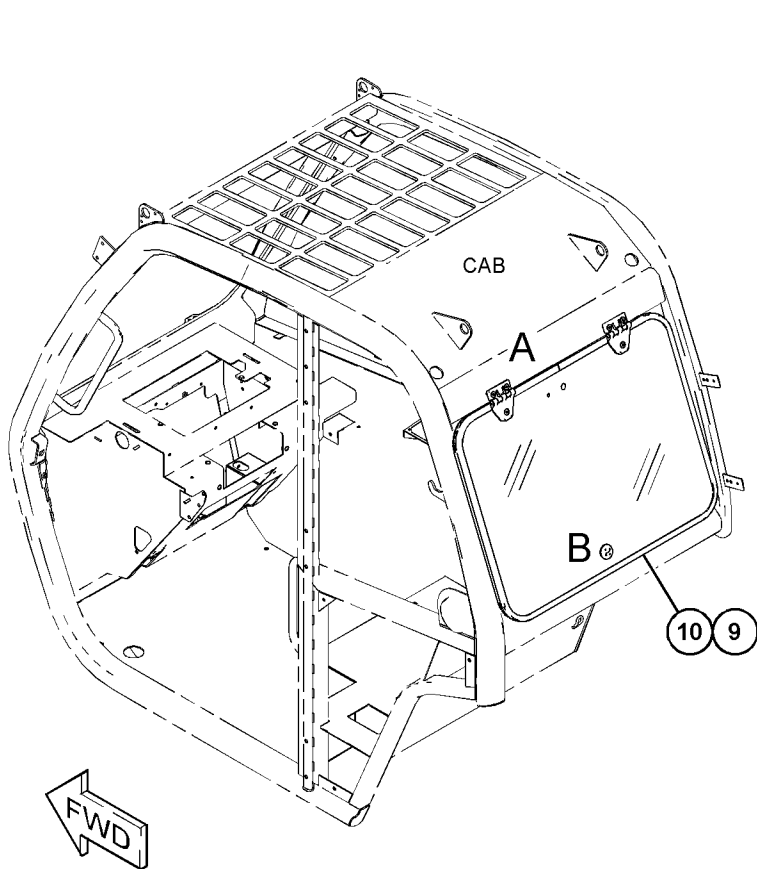
REAR AN ATTACHMENT

SMCS-7310

i06591326

NOTE	REF NO	GRAPHIC REF	PART NUMBER	QTY	PART NAME						SEE PAGE
					1	2	3	4	5	6 (PRODUCT LEVEL)	
M	1	1	131-3539	2	SCREW-FLAT HEAD (M8X1.25X30-MM)						
M	2	1	459-8911	2	NUT (M8X1.25-THD)						
	3	1	459-1977	2	SPACER						
	4	1	459-1978	2	SPACER						
	5	1	095-0880	1	PIN						
	6	1	213-3263	1	LATCH AS						
		1	226-2754	1	PIN AS						
M	7	1	101-7541	4	SCREW-FLAT HEAD (M8X1.25X25-MM)						
	8	1	459-2708	2	HINGE AS						
	9	1	495-3427	1	GLASS						
	10	1	495-3428	1	SEAL-BULK						
	11	1	473-7168	1	CAP						
	12	1	473-7169	1	KNOB						
	13	1	473-6966	2	FOAM						

M - METRIC PART



GRAPHIC #1

<END>

g06119822

OPERATOR STATION

513-3136 WINDOW GP-CAB

PART OF 495-6135 DOOR GP-CAB

AN ATTACHMENT

SMCS-7310

i06756400

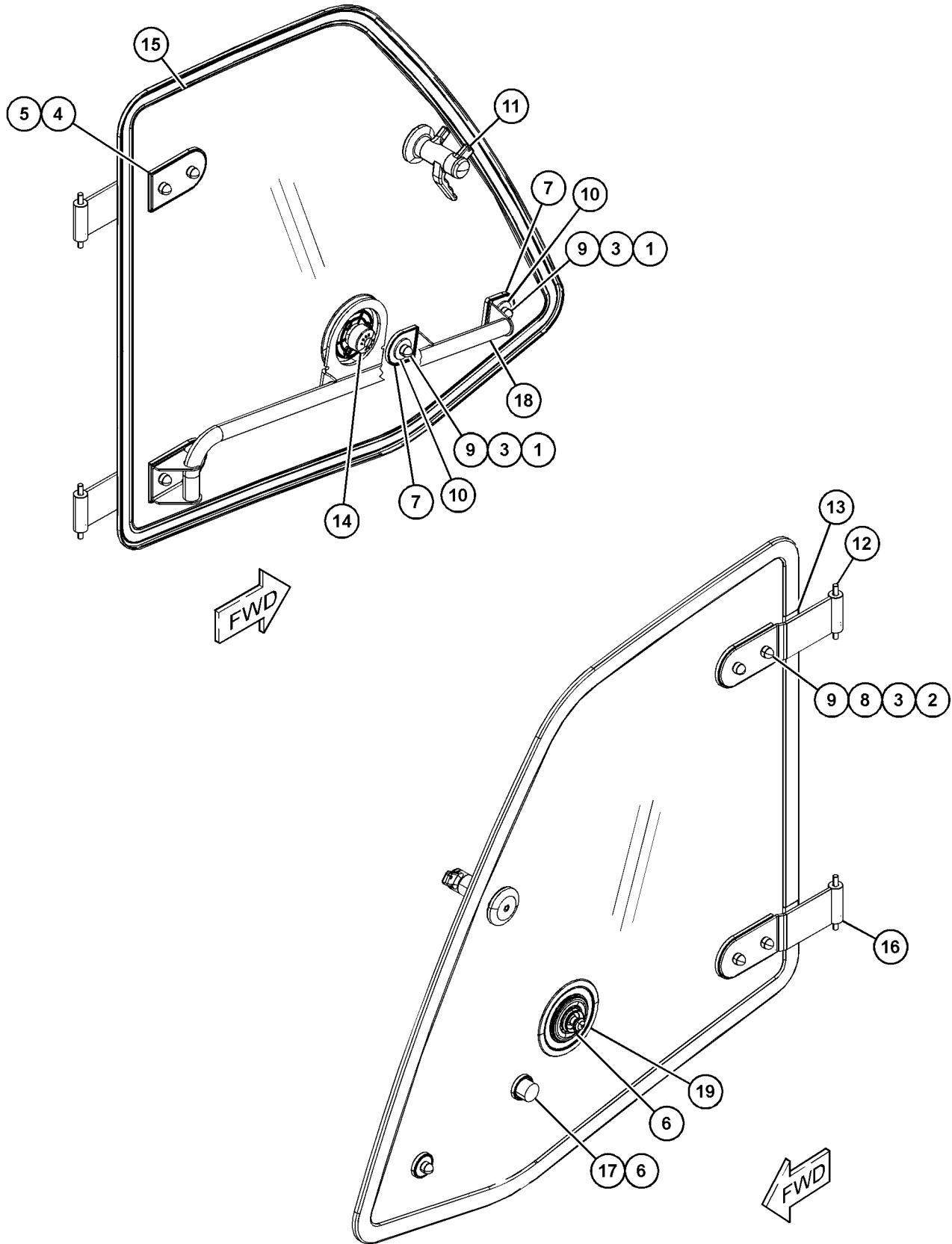
NOTE	REF NO	GRAPHIC REF	PART NUMBER	QTY	PART NAME						SEE PAGE
					1	2	3	4	5	6 (PRODUCT LEVEL)	
M	1	1	8T-7547	1	BOLT (M8X1.25X30-MM)						
M	2	1	7X-2537	5	BOLT (M8X1.25X35-MM)						
	3	1	8T-4224	11	WASHER-HARD (8.8X16X2-MM THK)						
	4	1	315-3760	4	PLATE-MOUNTING						
	5	1	315-3761	1	PLATE-MOUNTING						
	6	1	315-3763	2	MOUNT-RUBBER						
	7	1	315-3767	2	MOUNT-LATCH						
M	8	1	6V-9189	5	LOCKNUT (M8X1.25-THD)						
	9	1	188-8391	11	CAP						
	10	1	459-2758	3	MOUNT						
	11	1	459-2760	1	LATCH-WINDOW						
	12	1	473-8729	2	PIN						
	13	1	473-8730	1	PANEL						
	14	1	473-8731	1	STRIKER						
	15	1	513-3137	1	GLASS						
	16	1	513-3138	2	HINGE AS						
	17	1	513-3139	1	MOUNT						
	18	1	513-3140	1	HANDLE AS						
	19	1	513-3141	1	GASKET						

M - METRIC PART

OPERATOR STATION

513-3136 WINDOW GP-CAB (contd.)

i06756400



GRAPHIC #1

<END>

g06136666

OPERATOR STATION

503-1675 WIPER GP-UPPER

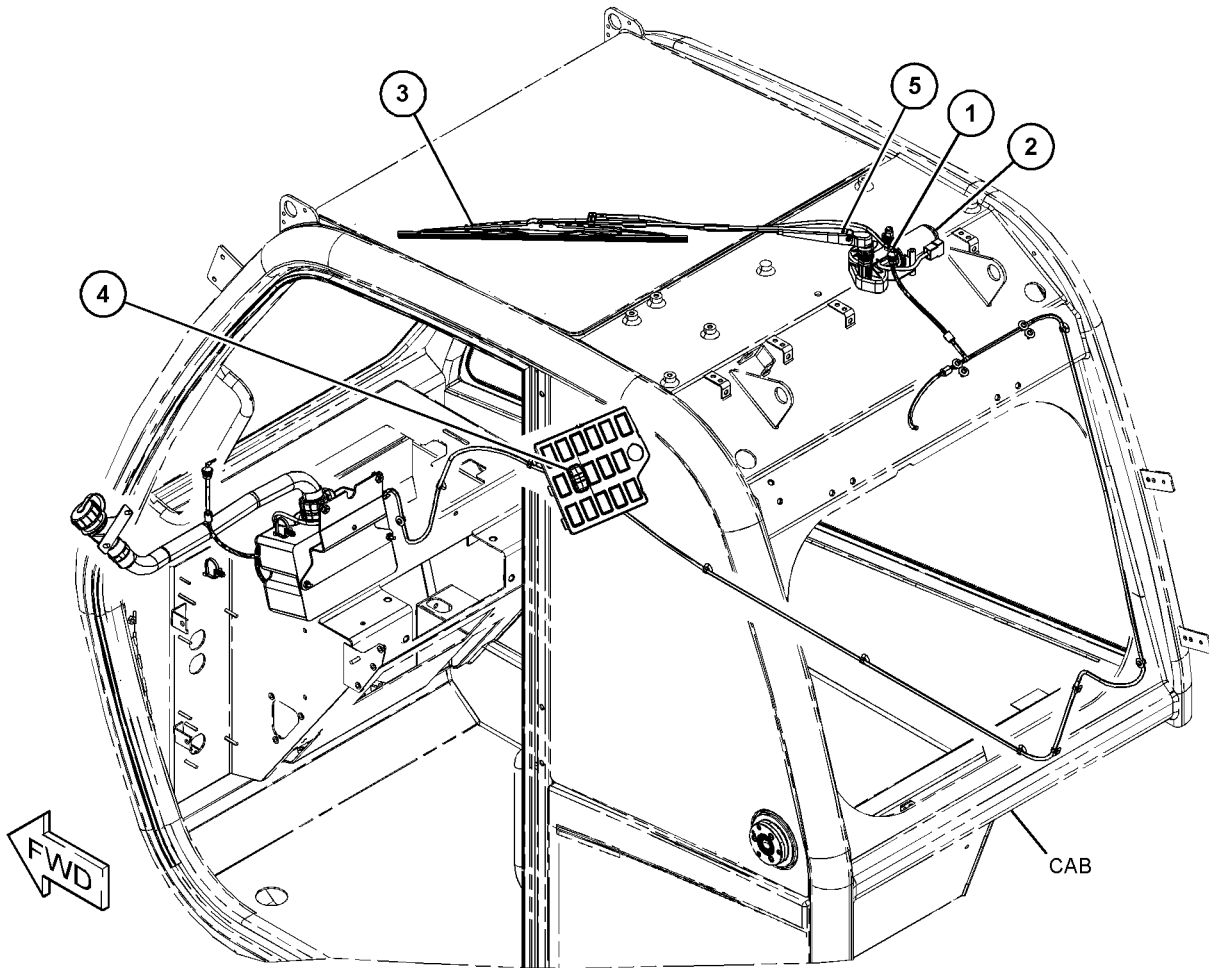
S/N: TD31-UP

PART OF 502-3553, 502-3554 CAB AR-ENCLOSED ROPS
AN ATTACHMENT

SMCS-7305

i06645701

NOTE	REF NO	GRAPHIC REF	PART NUMBER	QTY	PART NAME						SEE PAGE
					1	2	3	4	5	6 (PRODUCT LEVEL)	
	1	1	315-3812	1	CONNECTOR						
	2	1	459-9780	1	MOTOR-WIPER						
	3	1	459-9783	1	BLADE-WIPER						
	4	1	503-1676	1	SWITCH AS-ROCKER						
	5	1	459-9782	1	BLADE-WIPER (ARM)						



GRAPHIC #1

<END>

g06092596

OPERATOR STATION

471-6094 WIPER GP-WINDOW-FRONT

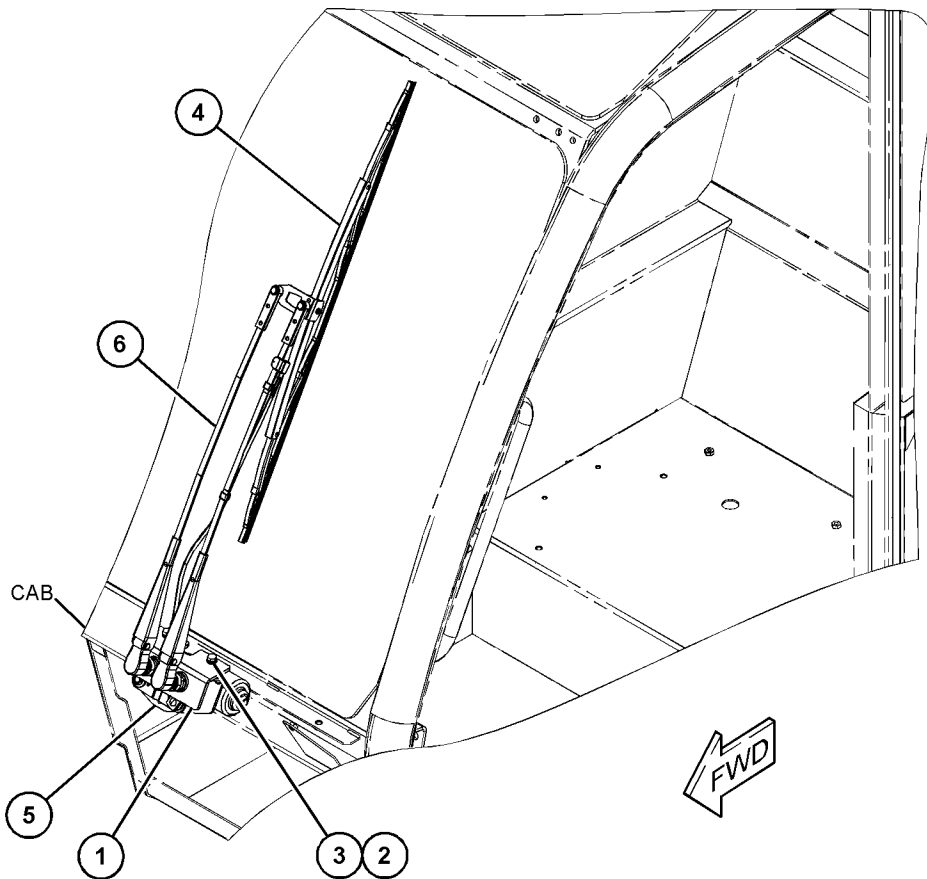
PART OF 502-3551 CAB AR, 502-3552, 502-3553, 502-3554 CAB AR-ENCLOSED ROPS
AN ATTACHMENT

SMCS-7305

i06746716

NOTE	REF NO	GRAPHIC REF	PART NUMBER	QTY	PART NAME						SEE PAGE
					1	2	3	4	5	6 (PRODUCT LEVEL)	
	1	1	471-6093	1	PLATE AS						
M	2	1	8T-4189	2	BOLT (M8X1.25X20-MM)						
	3	1	8T-4224	2	WASHER-HARD (8.8X16X2-MM THK)						
	4	1	459-7645	1	WIPER						
	5	1	315-3805	1	MOTOR AS-WINDOW WIPER						
		1	322-8051	1	KIT-FASTENER						
	6	1	315-3809	1	WIPER						

M - METRIC PART



GRAPHIC #1

<END>

g06106922

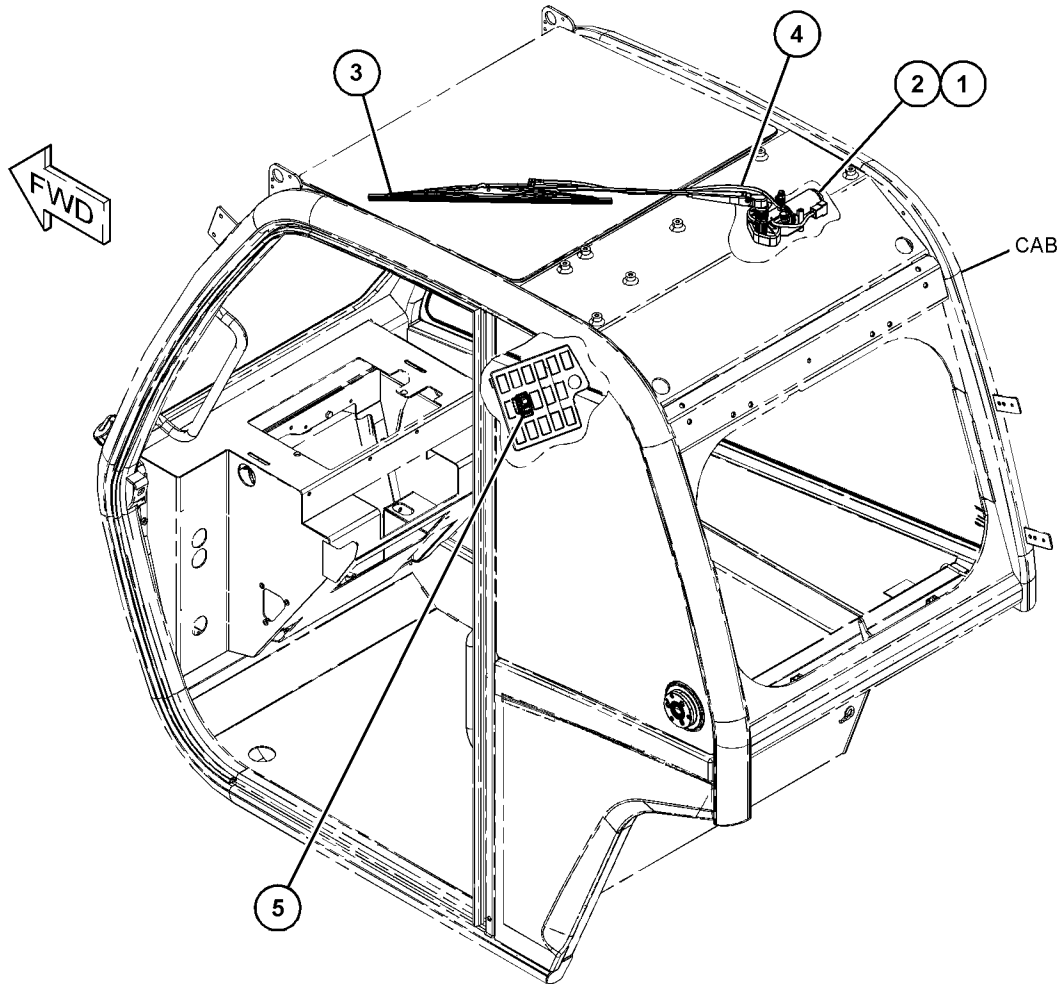
OPERATOR STATION

471-6107 WIPER GP-WINDOW-ROOF AN ATTACHMENT

SMCS-7305

i06103021

NOTE	REF NO	GRAPHIC REF	PART NUMBER	QTY	PART NAME						SEE PAGE
					1	2	3	4	5	6 (PRODUCT LEVEL)	
	1	1	315-3812	1	CONNECTOR						
	2	1	459-9780	1	MOTOR-WIPER						
	3	1	459-9783	1	BLADE-WIPER						
	4	1	459-9782	1	BLADE-WIPER						
	5	1	471-6106	1	SWITCH AS-WIPER (REAR)						



GRAPHIC #1

<END>

g03819373

OPERATOR STATION

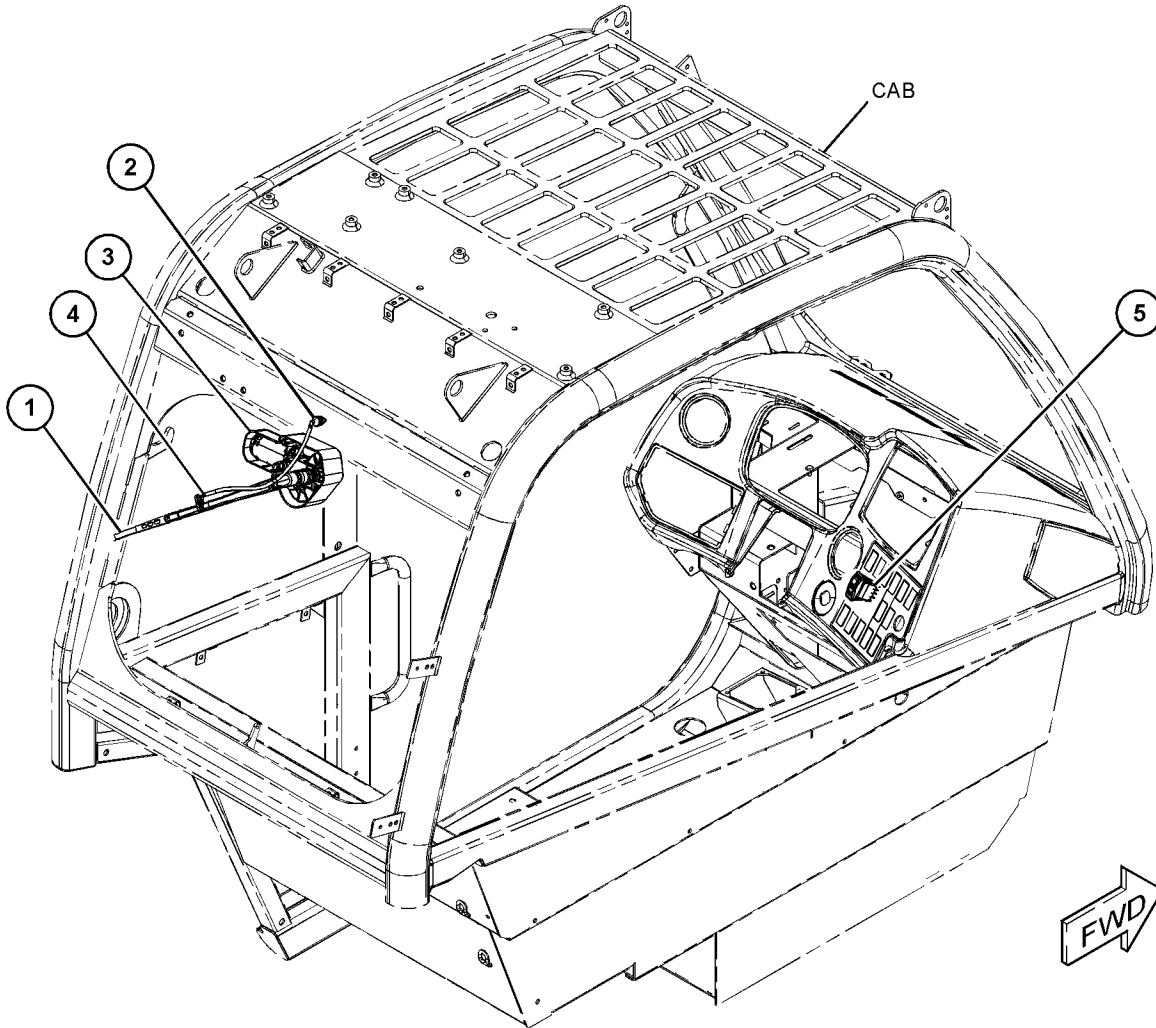
471-6158 WIPER GP-WINDOW-REAR

PART OF 502-3551 CAB AR, 502-3552, 502-3553, 502-3554 CAB AR-ENCLOSED ROPS
AN ATTACHMENT

SMCS-7305

i06103004

NOTE	REF NO	GRAPHIC REF	PART NUMBER	QTY	PART NAME						SEE PAGE
					1	2	3	4	5	6 (PRODUCT LEVEL)	
	1	1	459-2710	1	BLADE-WIPER						
	2	1	299-0341	1	CONNECTOR						
	3	1	459-2707	1	MOTOR AS-WINDOW WIPER						
	4	1	459-2709	1	BLADE-WIPER						
	5	1	471-6156	1	SWITCH AS-WIPER (REAR WIPER)						



GRAPHIC #1

<END>

g03817944

SERVICE EQUIPMENT AND SUPPLIES

492-5090 CHOCK GP-WHEEL

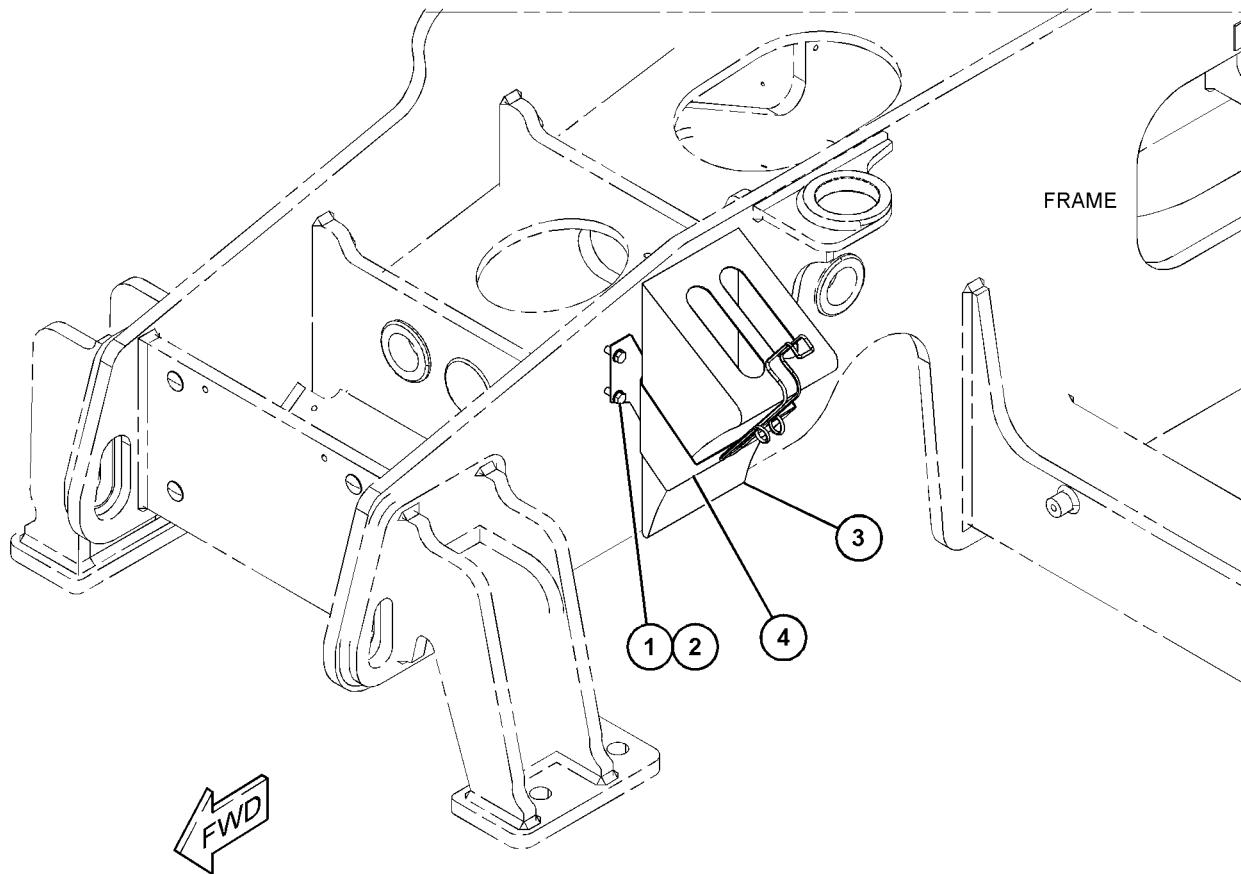
NOT FOR USE IN NACD REGION
AN ATTACHMENT

SMCS-7000, 7192

i06586889

NOTE	REF NO	GRAPHIC REF	PART NUMBER	QTY	PART NAME						SEE PAGE
					1	2	3	4	5	6 (PRODUCT LEVEL)	
	1	1	8T-4224	4	WASHER-HARD (8.8X16X2-MM THK)						
M	2	1	8T-4189	4	BOLT (M8X1.25X20-MM)						
	3	1	148-6596	1	CHOCK-WHEEL						
	4	1	148-6598	1	BRACKET						

M - METRIC PART



GRAPHIC #1

<END>

g06137967

SERVICE EQUIPMENT AND SUPPLIES

495-2441 FILM GP

S/N: TD21-UP

PART OF 507-8155 CONFIGURATION AR, 507-8156, 507-8157, 507-8158, 507-8159 FILM GP
AN ATTACHMENT

SMCS-0375, 7405, 7557

i06642646

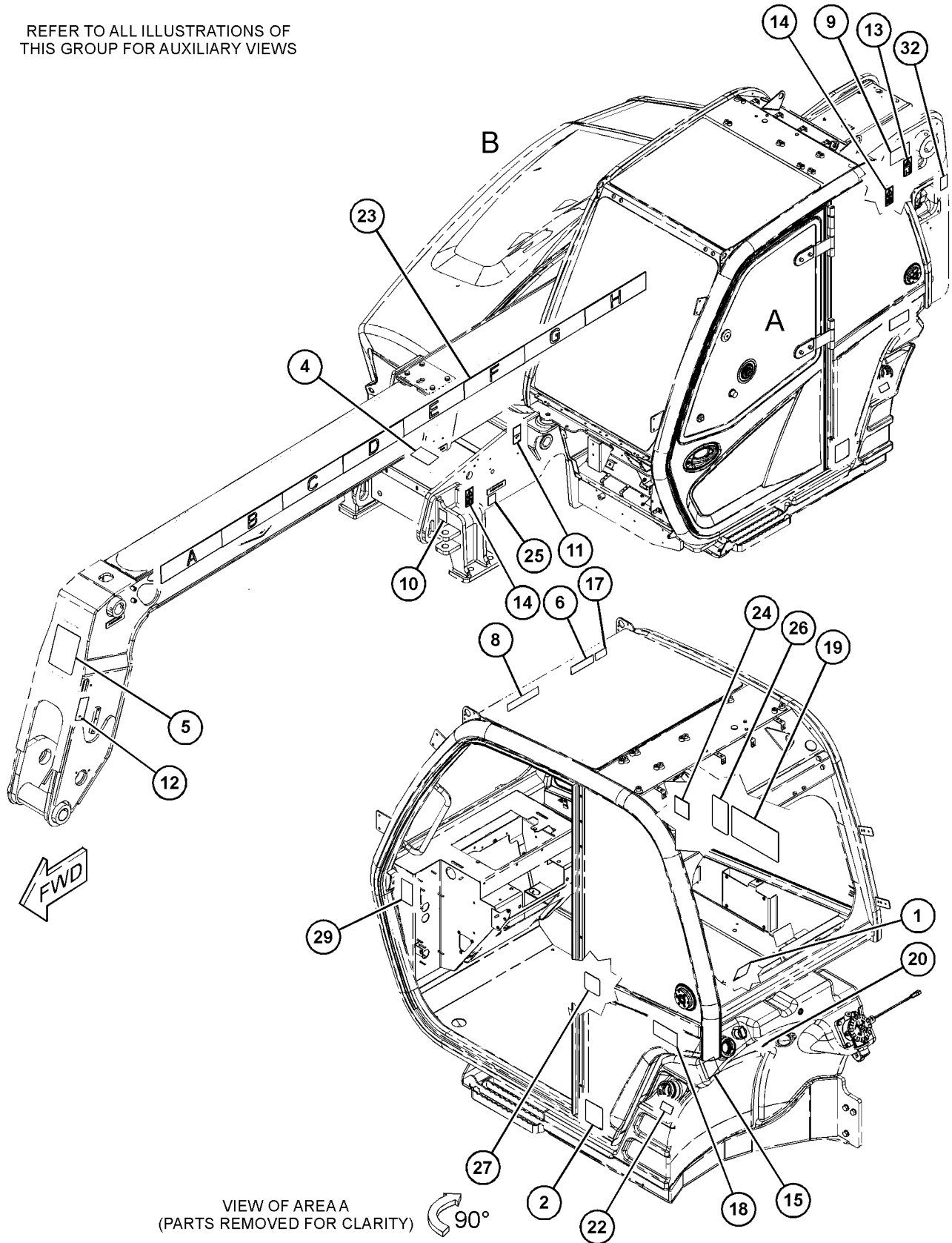
NOTE	REF NO	GRAPHIC REF	PART NUMBER	QTY	PART NAME						SEE PAGE
					1	2	3	4	5	6 (PRODUCT LEVEL)	
1	1	1	335-8056	1	FILM-INFORMATION (MANUAL)						
2	1	1	329-3617	1	FILM-INFORMATION (100-DB)						
3	2	2	323-5615	1	FILM-WARNING (ETHER START)						
4	1	1	314-5318	1	FILM-WARNING (BATTERY)						
5	1	1	314-5319	1	FILM-WARNING (CARRY PERSONNEL)						
6	1	1	314-5321	1	FILM-WARNING (ELECTROCUTION HAZARD)						
7	2	2	314-5322	2	FILM-WARNING (MOVING PARTS)						
8	1	1	314-5324	1	FILM-WARNING (TIP OVER)						
9	1,2	1,2	314-5326	2	FILM-WARNING (PINCH POINT)						
10	1	1	303-4963	4	FILM-IDENTIFICATION (TIE-DOWN LOCATION)						
11	1,2	1,2	323-7256	2	FILM-WARNING (CYLINDER LOCK)						
12	1	1	323-7257	2	FILM-WARNING (RAISED BOOM, BUCKET)						
13	1,2	1,2	323-7262	2	FILM-WARNING (STAY CLEAR OF SWING AREA)						
14	1,2	1,2	421-2302	4	FILM-WARNING (SET BRAKE LEVER)						
15	1	1	495-2446	1	FILM-IDENTIFICATION (HYDRAULIC OIL FILLER)						
17	1	1	314-5315	1	FILM-WARNING (CRUSH HAZARD)						
18	1	1	314-5316	1	FILM-WARNING (NO RIDERS)						
19	1	1	330-4301	1	FILM-WARNING (CAB)						
20	1	1	389-3574	1	FILM-IDENTIFICATION (OIL LEVEL)						
22	1	1	425-9082	1	FILM-INFORMATION (ULTRA LOW SULFUR FUEL)						
23	1	1	473-6954	1	FILM-INFORMATION (BOOM EXTEND, RETRACT)						
24	1	1	473-6955	1	FILM-INFORMATION (NO WELD, NO DRILL, READ OMM)						
25	1	1	460-2867	1	FILM-IDENTIFICATION (EAC)						
26	1	1	477-2612	1	FILM-INFORMATION (JOYSTICK)						
27	1	1	478-5100	1	FILM-IDENTIFICATION (PARKING BRAKE, SERVICE BRAKE)						
28	2	2	486-9886	2	FILM-IDENTIFICATION (READ OMM)						
29	1	1	480-9880	1	FILM-IDENTIFICATION (FUSE PANEL)						
30	2	2	480-9877	1	FILM-IDENTIFICATION (FUSE PANEL)						
31	2	2	486-9887	1	FILM-IDENTIFICATION (BATTERY DISCONNECT, READ OMM) (BATTERY DISCONNECT)						
32	1	1	486-9888	1	FILM-WARNING (DIESEL)						
33	2	2	453-8398	1	FILM-INSTRUCTION (NO PRESSURE WASHER)						

SERVICE EQUIPMENT AND SUPPLIES

495-2441 FILM GP (contd.)

106642646

REFER TO ALL ILLUSTRATIONS OF THIS GROUP FOR AUXILIARY VIEWS



VIEW OF AREA A
(PARTS REMOVED FOR CLARITY)

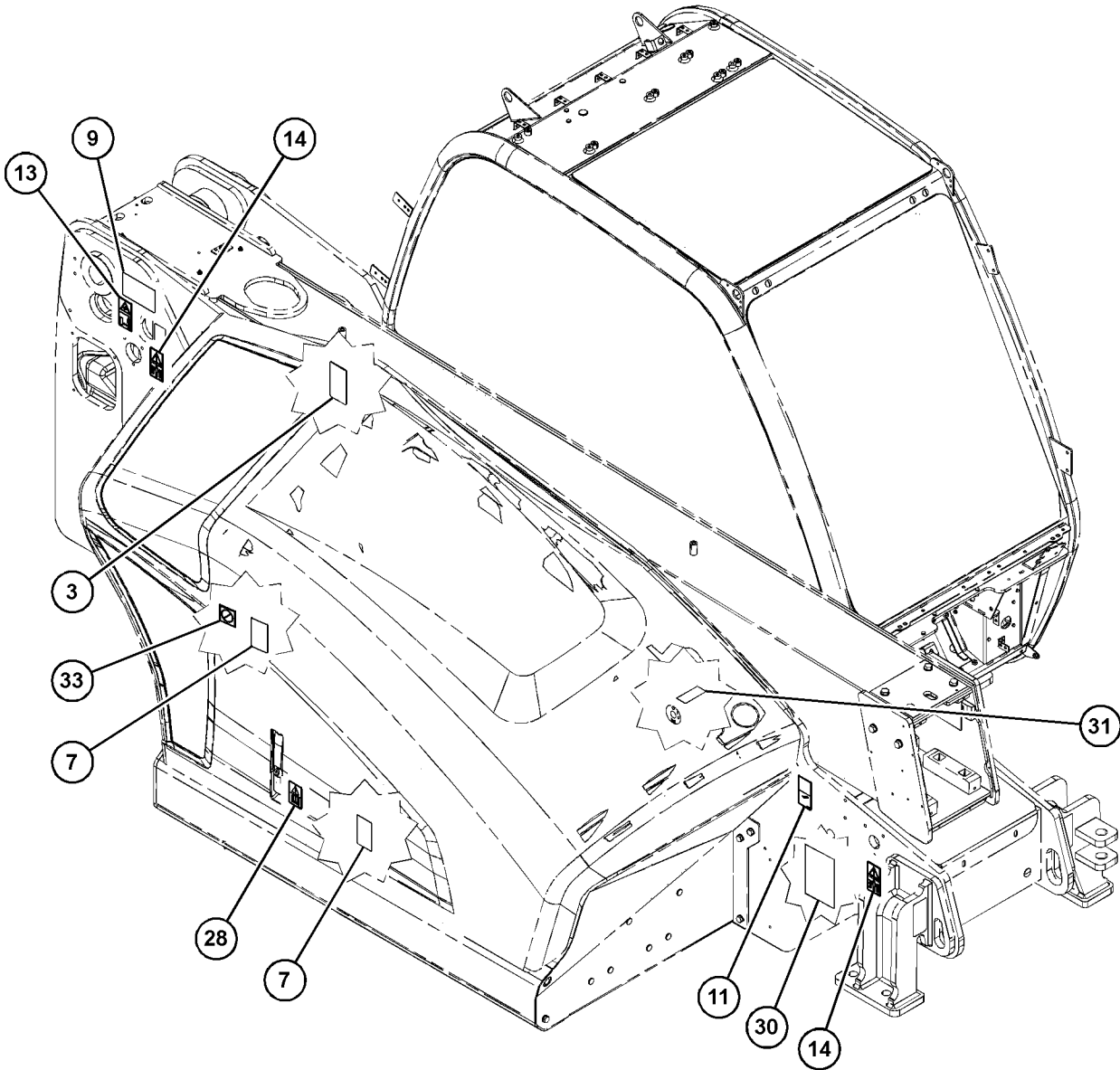
GRAPHIC #1

g06096612

SERVICE EQUIPMENT AND SUPPLIES

495-2441 FILM GP (contd.)

i06642646



VIEW OF AREA B
(PARTS REMOVED FOR CLARITY)



GRAPHIC #2

<END>

g06099471

SERVICE EQUIPMENT AND SUPPLIES

495-2442 FILM GP

S/N: TD31-UP

PART OF 507-8389 CONFIGURATION AR, 507-8367, 507-8368 FILM GP
AN ATTACHMENT

SMCS-0375, 7405, 7557

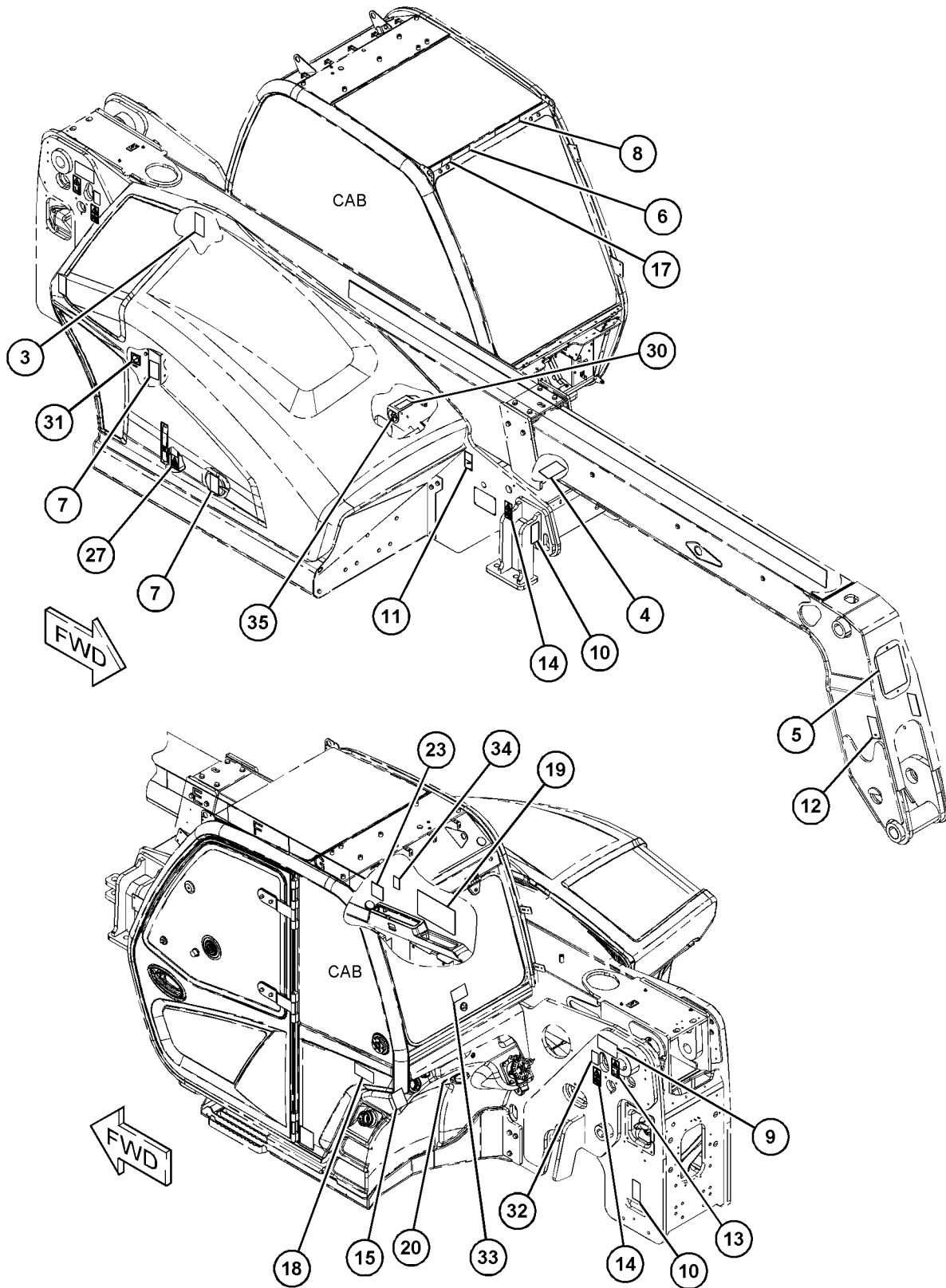
i06645670

NOTE	REF NO	GRAPHIC REF	PART NUMBER	QTY	PART NAME						SEE PAGE
					1	2	3	4	5	6 (PRODUCT LEVEL)	
	1	2	335-8056	1	FILM-INFORMATION (MANUAL)						
	3	1	323-5615	1	FILM-WARNING (ETHER START)						
	4	1	314-5318	1	FILM-WARNING (BATTERY)						
	5	1	314-5319	1	FILM-WARNING (CARRY PERSONNEL)						
	6	1	314-5321	1	FILM-WARNING (ELECTROCUTION HAZARD)						
	7	1	314-5322	2	FILM-WARNING (MOVING PARTS)						
	8	1	314-5324	1	FILM-WARNING (TIP OVER)						
	9	1	314-5326	2	FILM-WARNING (PINCH POINT)						
	10	1,2	326-2002	4	FILM-IDENTIFICATION (LIFTING, TIE-DOWN)						
	11	1,2	323-7256	2	FILM-WARNING (CYLINDER LOCK)						
	12	1,2	323-7257	2	FILM-WARNING (RAISED BOOM, BUCKET)						
	13	1	323-7262	2	FILM-WARNING (STAY CLEAR OF SWING AREA)						
	14	1,2	421-2302	4	FILM-WARNING (SET BRAKE LEVER)						
	15	1	323-5603	1	FILM-IDENTIFICATION (HYDRAULIC OIL FILLER)						
	17	1	314-5315	1	FILM-WARNING (CRUSH HAZARD)						
	18	1	314-5316	1	FILM-WARNING (NO RIDERS)						
	19	1	330-4301	1	FILM-WARNING (CAB)						
	20	1	389-3574	1	FILM-IDENTIFICATION (OIL LEVEL)						
	22	2	473-6954	1	FILM-INFORMATION (BOOM EXTEND, RETRACT)						
	23	1	473-6955	1	FILM-INFORMATION (NO WELD, NO DRILL, READ OMM)						
	26	2	478-5100	1	FILM-IDENTIFICATION (PARKING BRAKE, SERVICE BRAKE)						
	27	1,2	486-9886	2	FILM-IDENTIFICATION (READ OMM)						
	28	2	480-9880	1	FILM-IDENTIFICATION (FUSE PANEL)						
	29	2	480-9877	1	FILM-IDENTIFICATION (FUSE PANEL)						
	30	1	486-9887	1	FILM-IDENTIFICATION (BATTERY DISCONNECT, READ OMM)						
	31	1	453-8398	1	FILM-INSTRUCTION (NO PRESSURE WASHER)						
	32	1	323-7254	2	FILM-INSTRUCTION (LIFT POINT)						
	33	1	323-7259	1	FILM-WARNING (EMERGENCY EXIT)						
	34	1	303-8631	1	FILM-IDENTIFICATION (EMERGENCY EXIT)						
	35	1	3E-8320	1	PLATE-INSTRUCTION (BATTERY)						

SERVICE EQUIPMENT AND SUPPLIES

495-2442 FILM GP (contd.)

i06645670



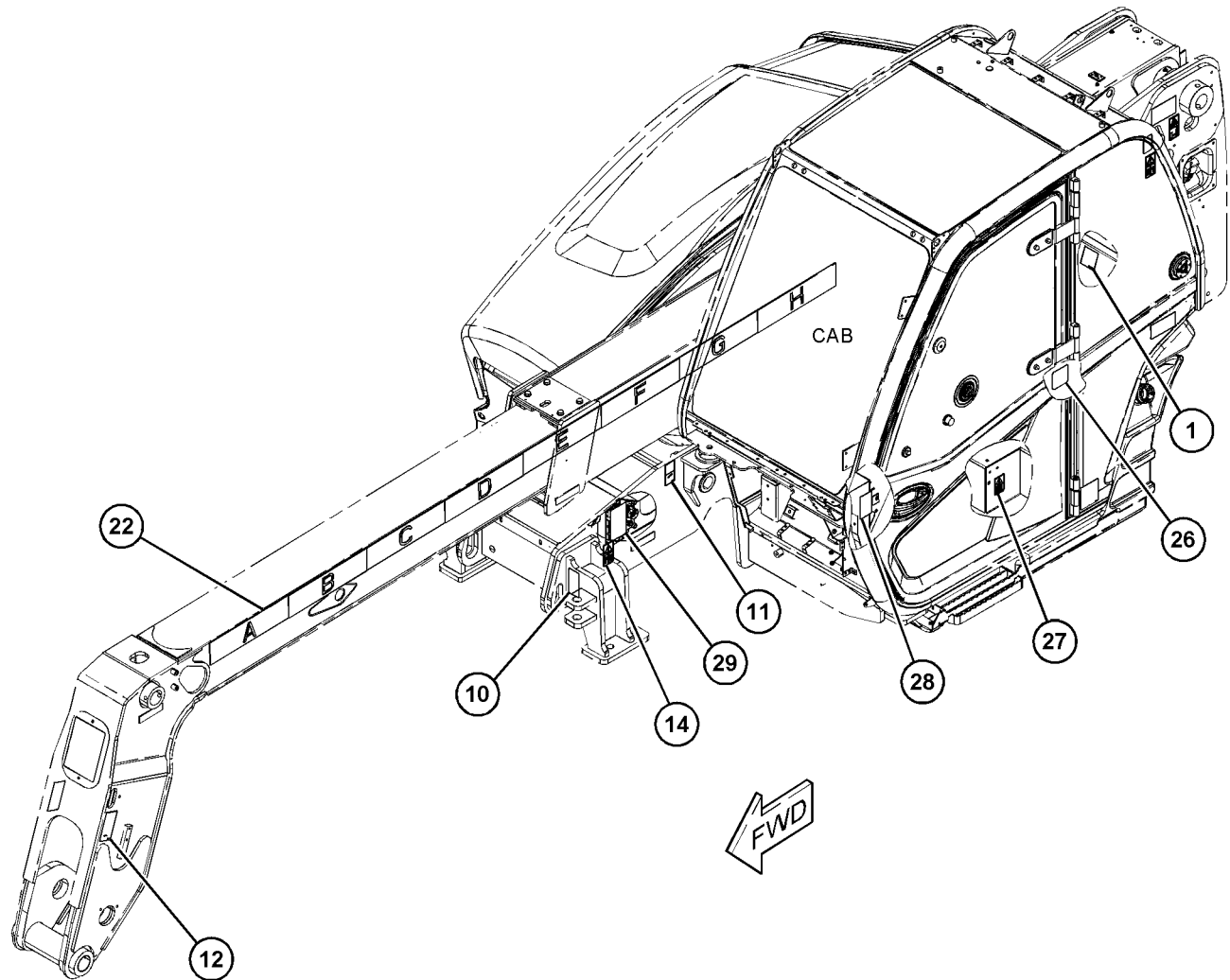
GRAPHIC #1

g06126323

SERVICE EQUIPMENT AND SUPPLIES

495-2442 FILM GP (contd.)

i06645670



GRAPHIC #2

<END>

g06126352

SERVICE EQUIPMENT AND SUPPLIES

495-3030 FILM GP

S/N: TD21-UP

PART OF 507-8160, 507-8161 FILM GP

AN ATTACHMENT

SMCS-0375, 7405, 7557

i06642755

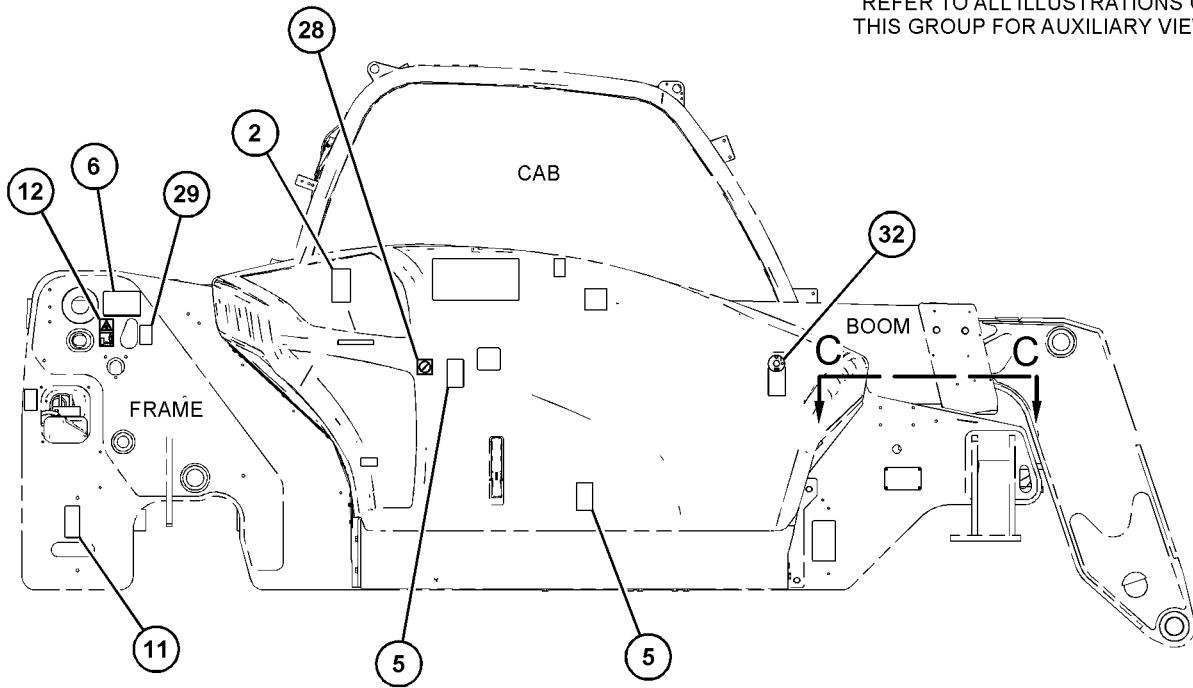
NOTE	REF NO	GRAPHIC REF	PART NUMBER	QTY	PART NAME						SEE PAGE
					1	2	3	4	5	6 (PRODUCT LEVEL)	
	1	2	335-8056	1	FILM-INFORMATION (MANUAL)						
	2	1	323-5615	1	FILM-WARNING (ETHER START)						
	3	3	303-4939	1	FILM-WARNING (BATTERY, EXPLOSIVE GAS)						
	4	3	303-4941	1	FILM-WARNING (POWER LINES CLEARANCE)						
	5	1	303-4942	2	FILM-WARNING (ROTATING)						
	6	1	303-4943	2	FILM-WARNING (PINCH POINT)						
	7	3	303-4946	1	FILM-WARNING (TIP OVER)						
	8	1	303-4948	1	FILM-WARNING (NO RIDERS)						
	9	3	303-4949	1	FILM-WARNING (CRUSH HAZARD)						
	10	1	330-4304	1	FILM-WARNING (HAZARD, READ OMM)						
	11	1,2	326-2002	4	FILM-IDENTIFICATION (LIFTING, TIE-DOWN)						
	12	1	323-7262	2	FILM-WARNING (STAY CLEAR OF SWING AREA)						
	13	2	323-5603	1	FILM-IDENTIFICATION (HYDRAULIC OIL FILLER)						
	16	1	421-2305	1	FILM-INFORMATION (ULTRA LOW SULFUR FUEL)						
	17	2	389-3574	1	FILM-IDENTIFICATION (OIL LEVEL)						
	18	2	473-6954	1	FILM-INFORMATION (BOOM EXTEND, RETRACT)						
	19	1	473-6955	1	FILM-INFORMATION (NO WELD, NO DRILL, READ OMM)						
	22	2	478-5100	1	FILM-IDENTIFICATION (PARKING BRAKE, SERVICE BRAKE)						
	23	1	480-9880	1	FILM-IDENTIFICATION (FUSE PANEL)						
	24	1	480-9877	1	FILM-IDENTIFICATION (FUSE PANEL)						
	25	2	486-9892	1	FILM-WARNING (CARRY PERSONNEL)						
	26	3	486-9887	1	FILM-IDENTIFICATION (BATTERY DISCONNECT, READ OMM)						
	27	1	486-9888	1	FILM-WARNING (DIESEL)						
	28	1	453-8398	1	FILM-INSTRUCTION (NO PRESSURE WASHER)						
	29	1	323-7254	2	FILM-INSTRUCTION (LIFT POINT)						
	30	2	323-7259	1	FILM-WARNING (EMERGENCY EXIT)						
	31	1	303-8631	1	FILM-IDENTIFICATION (EMERGENCY EXIT)						
	32	1	3E-8320	1	PLATE-INSTRUCTION (BATTERY)						

SERVICE EQUIPMENT AND SUPPLIES

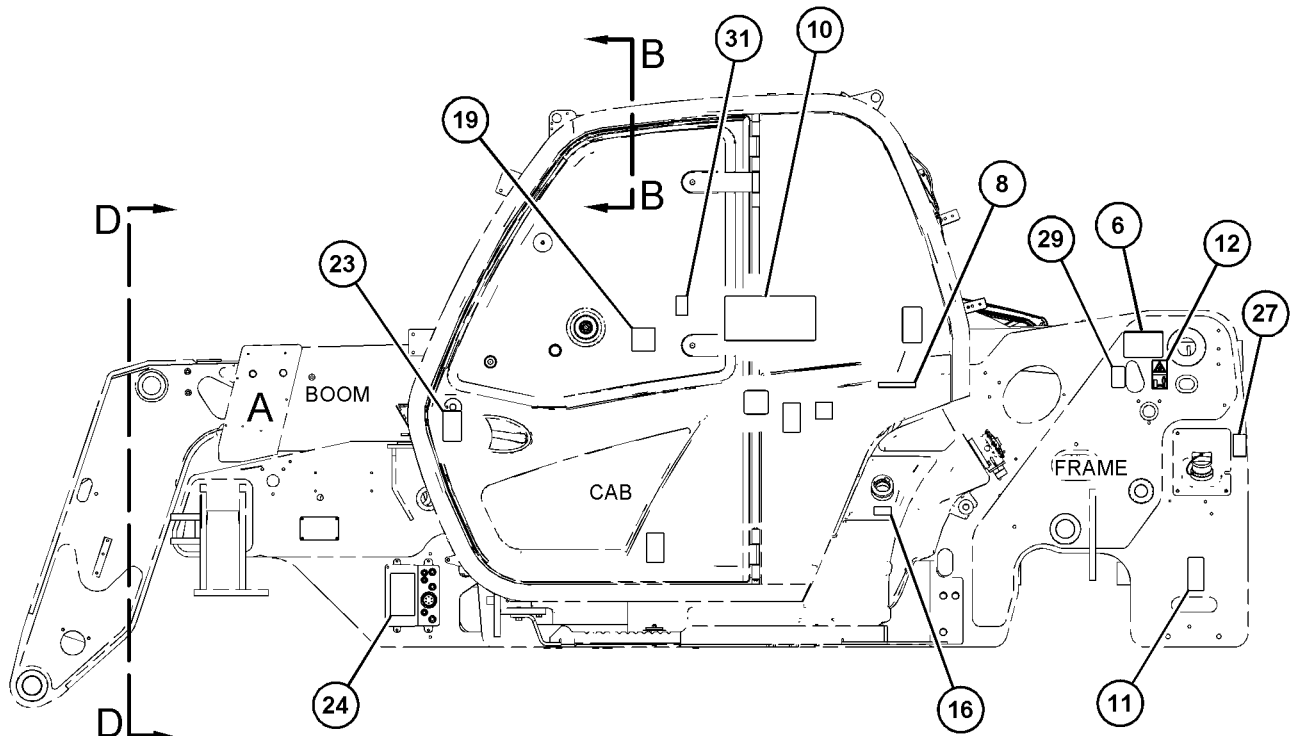
495-3030 FILM GP (contd.)

106642755

REFER TO ALL ILLUSTRATIONS OF THIS GROUP FOR AUXILIARY VIEWS



RIGHT SIDE VIEW



LEFT SIDE VIEW

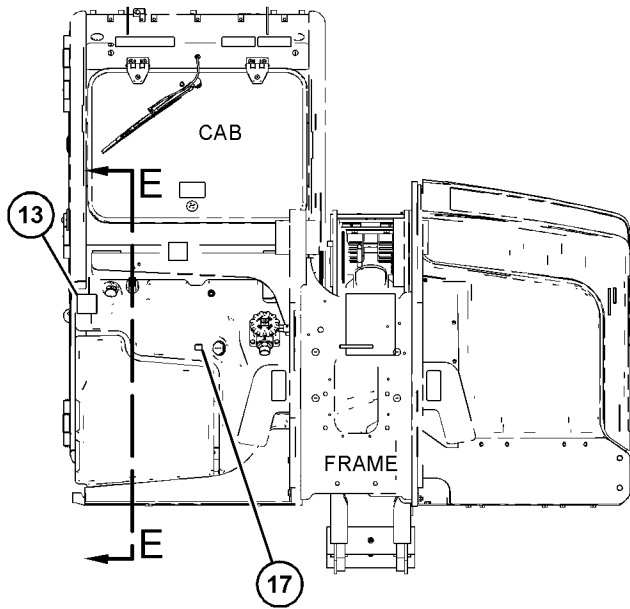
GRAPHIC #1

g06130007

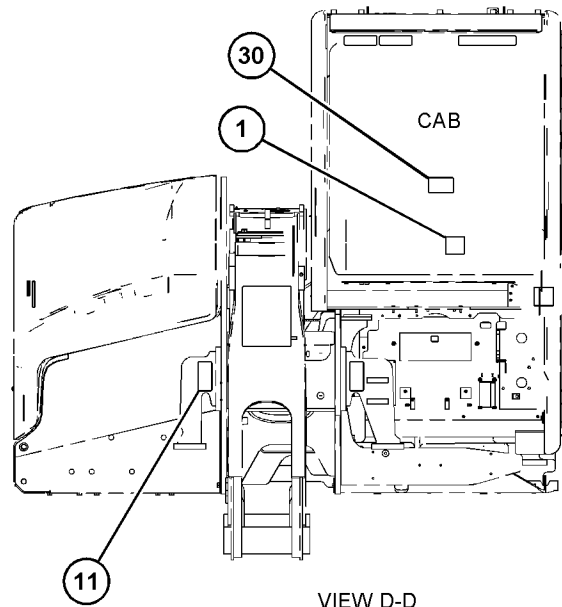
SERVICE EQUIPMENT AND SUPPLIES

495-3030 FILM GP (contd.)

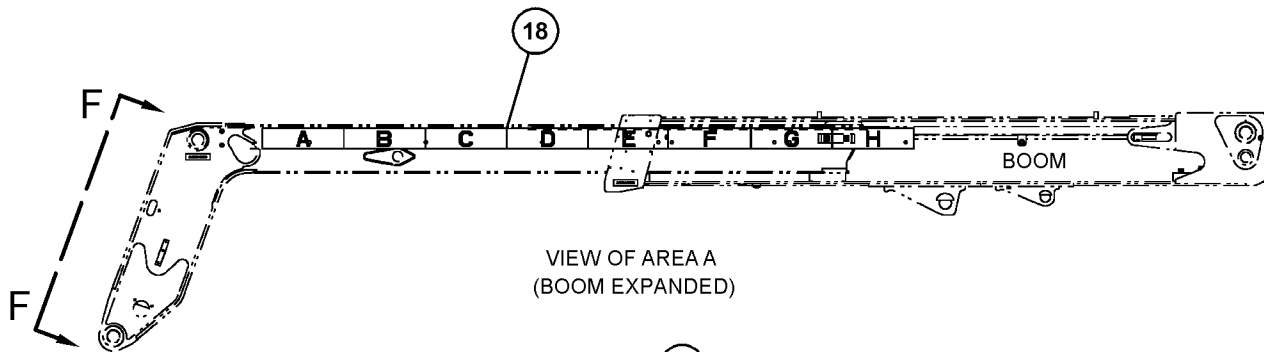
i06642755



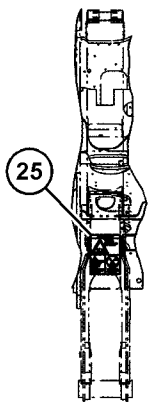
REAR VIEW



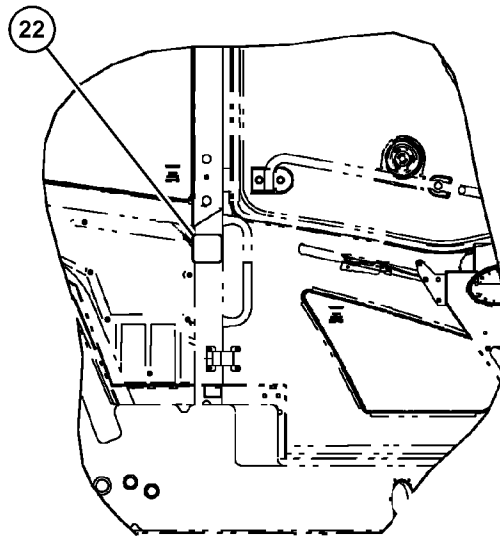
VIEW D-D



VIEW OF AREA A
(BOOM EXPANDED)



VIEW F-F



VIEW E-E

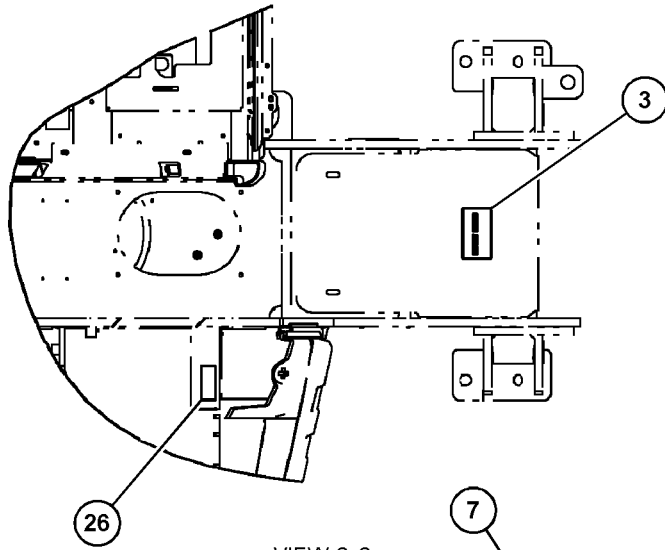
GRAPHIC #2

g06146703

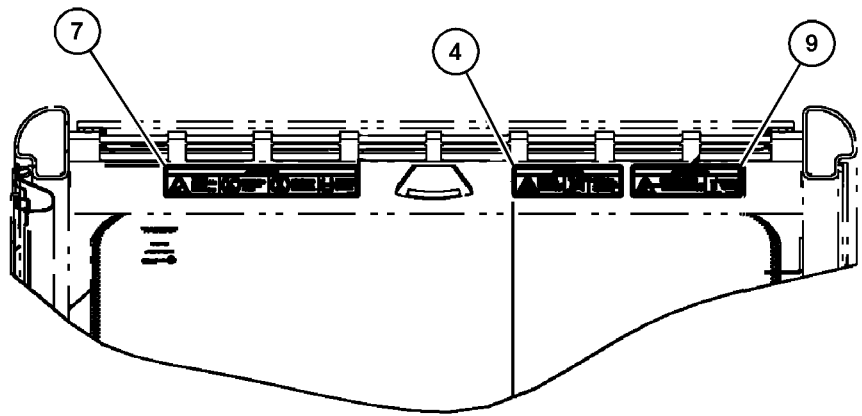
SERVICE EQUIPMENT AND SUPPLIES

495-3030 FILM GP (contd.)

106642755



VIEW C-C



VIEW B-B

GRAPHIC #3

<END>

g06146705

SERVICE EQUIPMENT AND SUPPLIES

495-3031 FILM GP

S/N: TD31-UP

PART OF 507-8390 FILM GP
AN ATTACHMENT

SMCS-0375, 7405, 7557

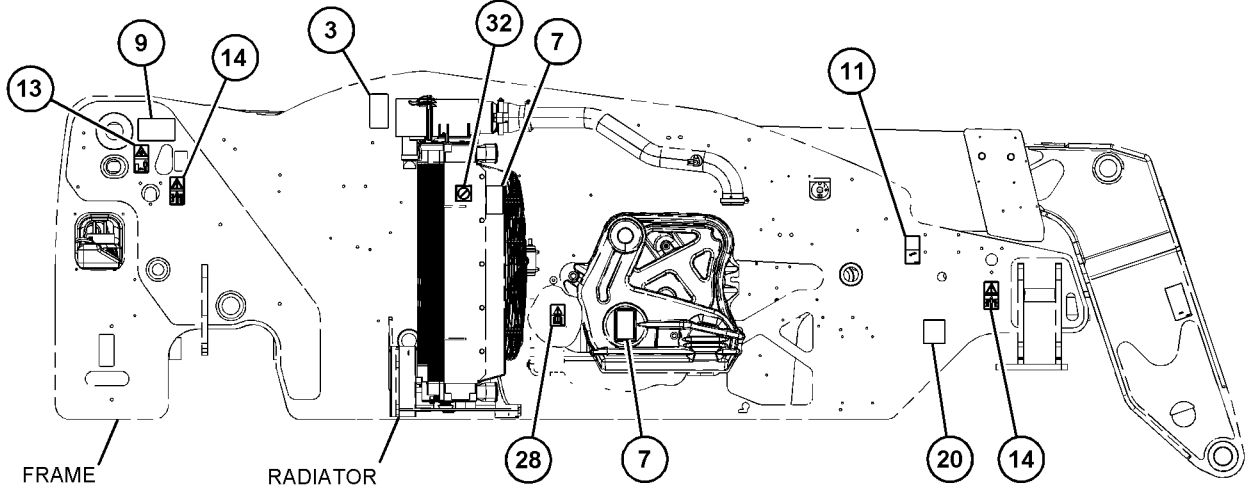
i06645673

NOTE	REF NO	GRAPHIC REF	PART NUMBER	QTY	PART NAME						SEE PAGE
					1	2	3	4	5	6 (PRODUCT LEVEL)	
1	1	1	335-8056	1	FILM-INFORMATION (MANUAL)						
2	2	2	329-3617	1	FILM-INFORMATION (100-DB)						
3	2	2	323-5615	1	FILM-WARNING (ETHER START)						
4	1	1	314-5318	1	FILM-WARNING (BATTERY)						
5	1	1	314-5319	1	FILM-WARNING (CARRY PERSONNEL)						
6	2	2	314-5321	1	FILM-WARNING (ELECTROCUTION HAZARD)						
7	2	2	314-5322	2	FILM-WARNING (MOVING PARTS)						
8	2	2	314-5324	1	FILM-WARNING (TIP OVER)						
9	2	2	314-5326	2	FILM-WARNING (PINCH POINT)						
10	1	1	303-4963	4	FILM-IDENTIFICATION (TIE-DOWN LOCATION)						
11	2	2	323-7256	2	FILM-WARNING (CYLINDER LOCK)						
12	1	1	323-7257	2	FILM-WARNING (RAISED BOOM, BUCKET)						
13	2	2	323-7262	2	FILM-WARNING (STAY CLEAR OF SWING AREA)						
14	2	2	421-2302	4	FILM-WARNING (SET BRAKE LEVER)						
15	1	1	495-2446	1	FILM-IDENTIFICATION (HYDRAULIC OIL FILLER)						
17	2	2	314-5315	1	FILM-WARNING (CRUSH HAZARD)						
18	2	2	314-5316	1	FILM-WARNING (NO RIDERS)						
19	2	2	330-4301	1	FILM-WARNING (CAB)						
20	2	2	368-7759	1	FILM-INFORMATION (PCT)						
21	1	1	389-3574	1	FILM-IDENTIFICATION (OIL LEVEL)						
23	1	1	473-6954	1	FILM-INFORMATION (BOOM EXTEND, RETRACT)						
24	2	2	473-6955	1	FILM-INFORMATION (NO WELD, NO DRILL, READ OMM)						
25	2	2	460-2867	1	FILM-IDENTIFICATION (EAC)						
26	2	2	477-2612	1	FILM-INFORMATION (JOYSTICK)						
27	3	3	478-5100	1	FILM-IDENTIFICATION (PARKING BRAKE, SERVICE BRAKE)						
28	2	2	486-9886	2	FILM-IDENTIFICATION (READ OMM)						
29	2	2	480-9880	1	FILM-IDENTIFICATION (FUSE PANEL)						
30	2	2	480-9877	1	FILM-IDENTIFICATION (FUSE PANEL)						
31	1	1	486-9887	1	FILM-IDENTIFICATION (BATTERY DISCONNECT, READ OMM)						
32	2	2	453-8398	1	FILM-INSTRUCTION (NO PRESSURE WASHER)						

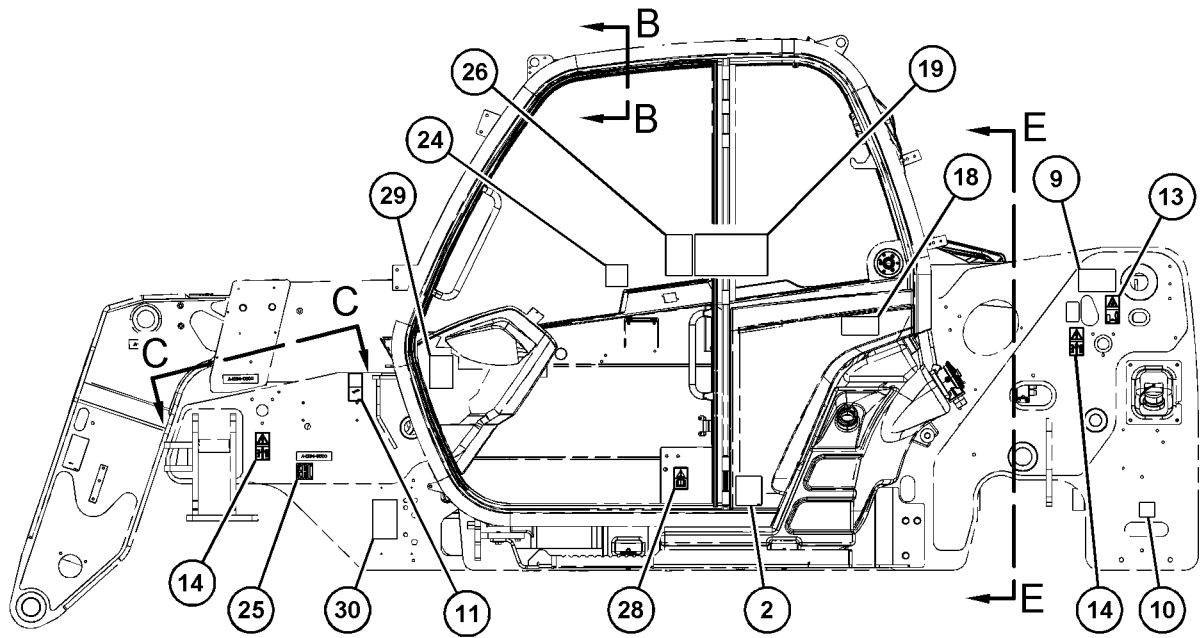
SERVICE EQUIPMENT AND SUPPLIES

495-3031 FILM GP (contd.)

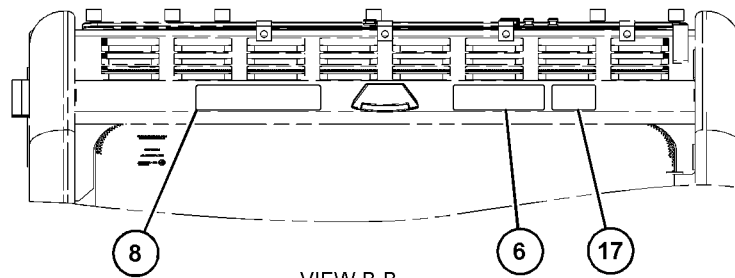
106645673



RIGHT SIDE VIEW



LEFT SIDE VIEW



VIEW B-B

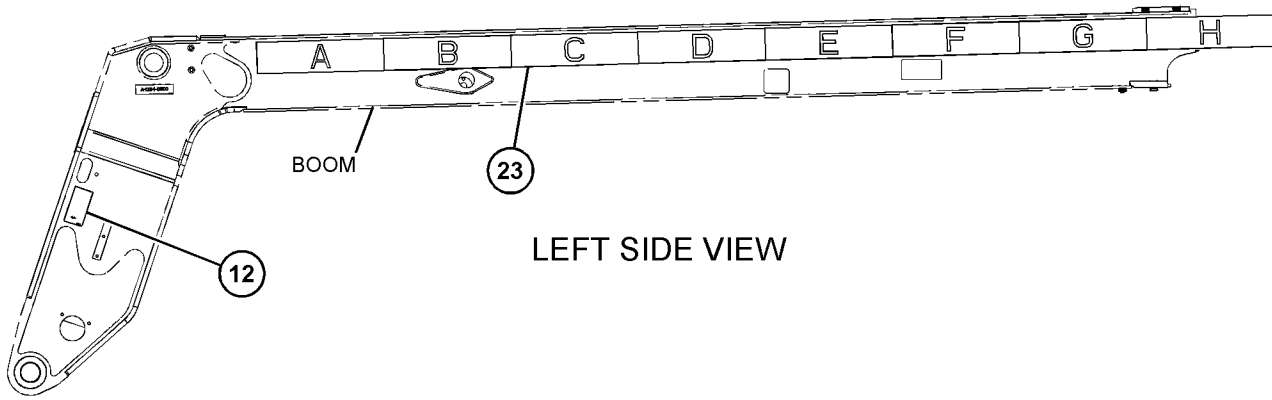
REFER TO ALL ILLUSTRATIONS OF
THIS GROUP FOR AUXILIARY VIEWS
GRAPHIC #1

g06127745

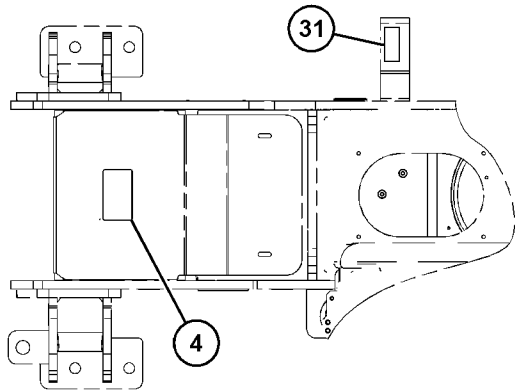
SERVICE EQUIPMENT AND SUPPLIES

495-3031 FILM GP (contd.)

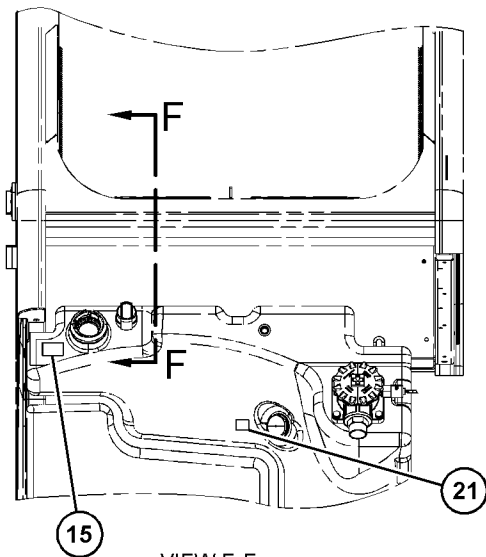
106645673



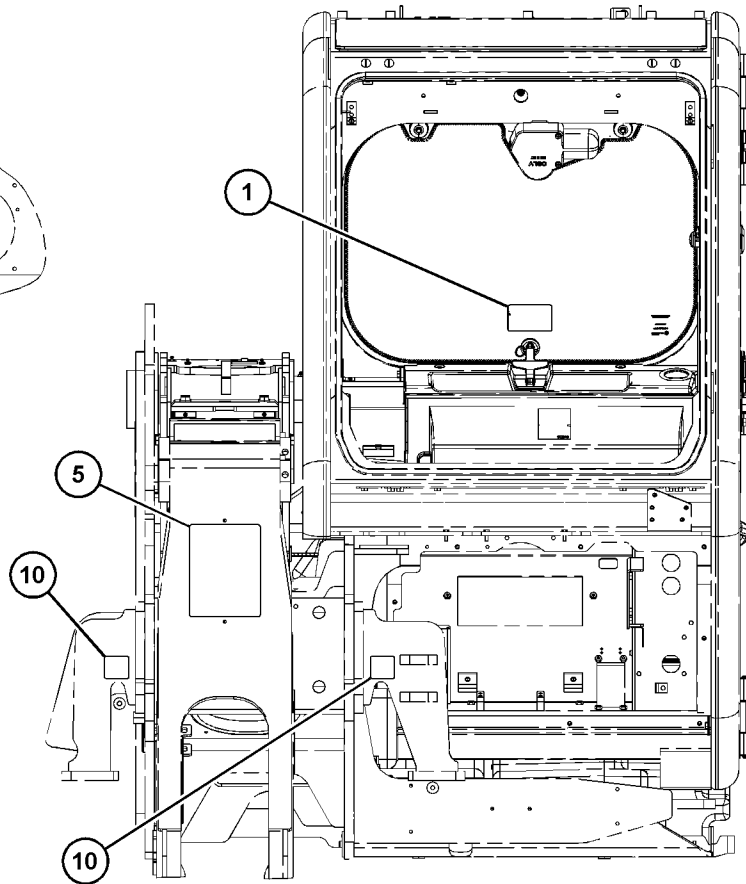
LEFT SIDE VIEW



VIEW C-C



VIEW E-E



FRONT VIEW
(PARTS REMOVED FOR CLARITY)

REFER TO ALL ILLUSTRATIONS OF
THIS GROUP FOR AUXILIARY VIEWS

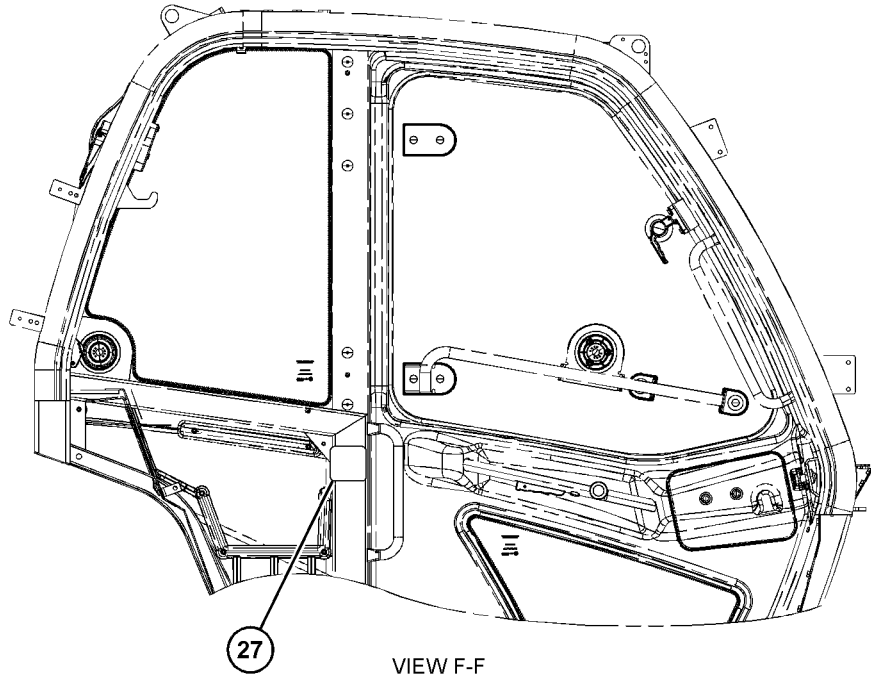
GRAPHIC #2

g06127746

SERVICE EQUIPMENT AND SUPPLIES

495-3031 FILM GP (contd.)

106645673



GRAPHIC #3

<END>

g06127747

SERVICE EQUIPMENT AND SUPPLIES

495-3033 FILM GP

S/N: TD31-UP

PART OF 507-8391 FILM GP

AN ATTACHMENT

SMCS-0375, 7405, 7557

i06645675

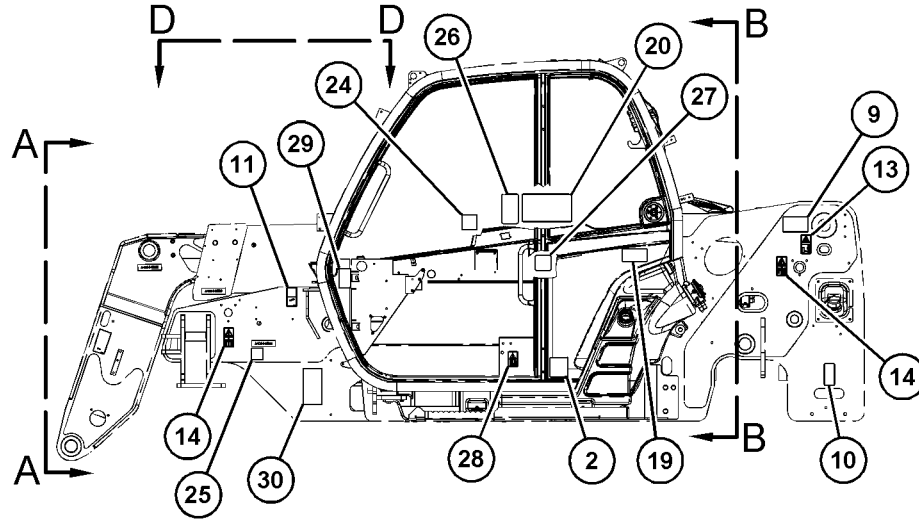
NOTE	REF NO	GRAPHIC REF	PART NUMBER	QTY	PART NAME						SEE PAGE
					1	2	3	4	5	6 (PRODUCT LEVEL)	
1	1	1	335-8056	1	FILM-INFORMATION (MANUAL)						
2	1	1	329-3617	1	FILM-INFORMATION (100-DB)						
3	1	1	323-5615	1	FILM-WARNING (ETHER START)						
4	2	1	314-5318	1	FILM-WARNING (BATTERY)						
5	1	1	314-5319	1	FILM-WARNING (CARRY PERSONNEL)						
6	1	1	314-5321	1	FILM-WARNING (ELECTROCUTION HAZARD)						
7	1	1	314-5322	2	FILM-WARNING (MOVING PARTS)						
8	1	1	314-5324	1	FILM-WARNING (TIP OVER)						
9	1	1	314-5326	2	FILM-WARNING (PINCH POINT)						
10	1	1	303-4963	4	FILM-IDENTIFICATION (TIE-DOWN LOCATION)						
11	1	1	323-7256	2	FILM-WARNING (CYLINDER LOCK)						
12	1	1	323-7257	2	FILM-WARNING (RAISED BOOM, BUCKET)						
13	1	1	323-7262	2	FILM-WARNING (STAY CLEAR OF SWING AREA)						
14	1	1	421-2302	4	FILM-WARNING (SET BRAKE LEVER)						
15	1	1	495-2446	1	FILM-IDENTIFICATION (HYDRAULIC OIL FILLER)						
16	1	1	299-0354	1	GAUGE (TILT ANGLE)						
18	1	1	314-5315	1	FILM-WARNING (CRUSH HAZARD)						
19	1	1	314-5316	1	FILM-WARNING (NO RIDERS)						
20	1	1	330-4301	1	FILM-WARNING (CAB)						
21	1	1	389-3574	1	FILM-IDENTIFICATION (OIL LEVEL)						
23	2	1	473-6954	1	FILM-INFORMATION (BOOM EXTEND, RETRACT)						
24	1	1	473-6955	1	FILM-INFORMATION (NO WELD, NO DRILL, READ OMM)						
25	1	1	460-2867	1	FILM-IDENTIFICATION (EAC)						
26	1	1	477-2612	1	FILM-INFORMATION (JOYSTICK)						
27	1	1	478-5100	1	FILM-IDENTIFICATION (PARKING BRAKE, SERVICE BRAKE)						
28	1	1	486-9886	2	FILM-IDENTIFICATION (READ OMM)						
29	1	1	480-9880	1	FILM-IDENTIFICATION (FUSE PANEL)						
30	1	1	480-9877	1	FILM-IDENTIFICATION (FUSE PANEL)						
31	2	1	486-9887	1	FILM-IDENTIFICATION (BATTERY DISCONNECT, READ OMM)						
32	1	1	453-8398	1	FILM-INSTRUCTION (NO PRESSURE WASHER)						

SERVICE EQUIPMENT AND SUPPLIES

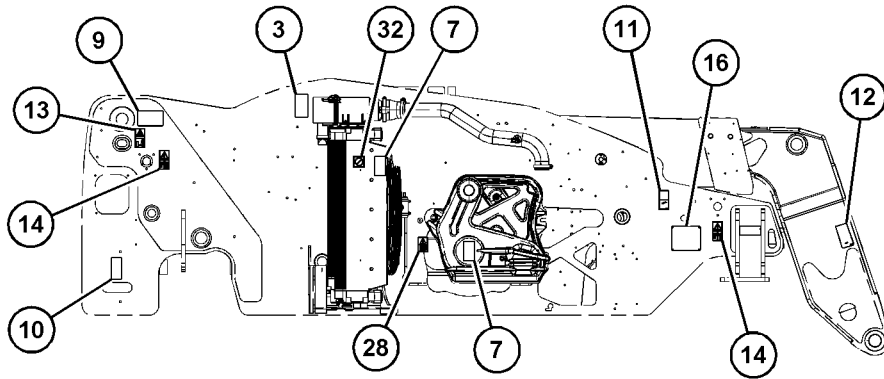
495-3033 **FILM GP** (contd.)

106645675

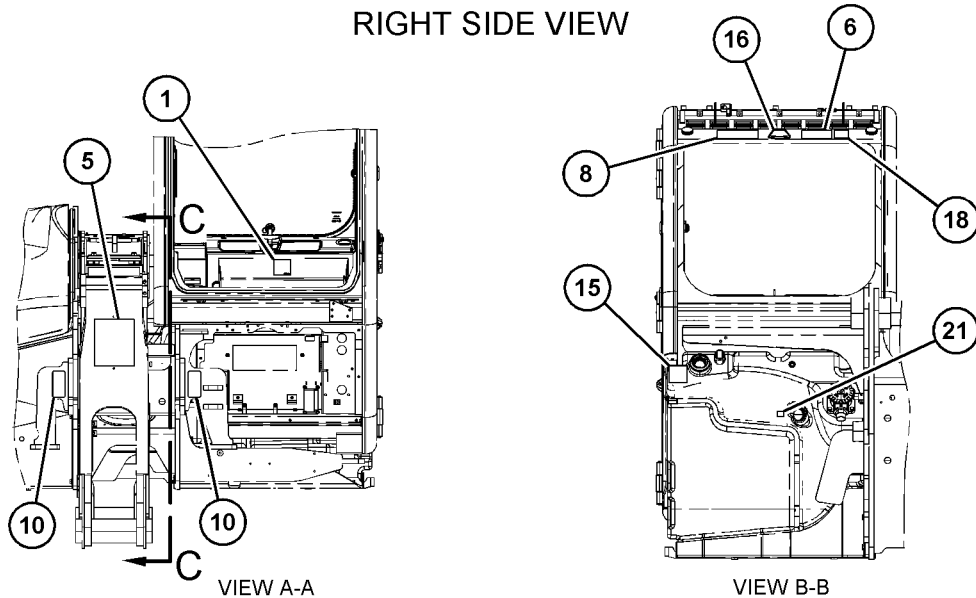
REFER TO ALL ILLUSTRATIONS OF THIS GROUP FOR AUXILIARY VIEWS



LEFT SIDE VIEW



RIGHT SIDE VIEW



VIEW A-A

VIEW B-B

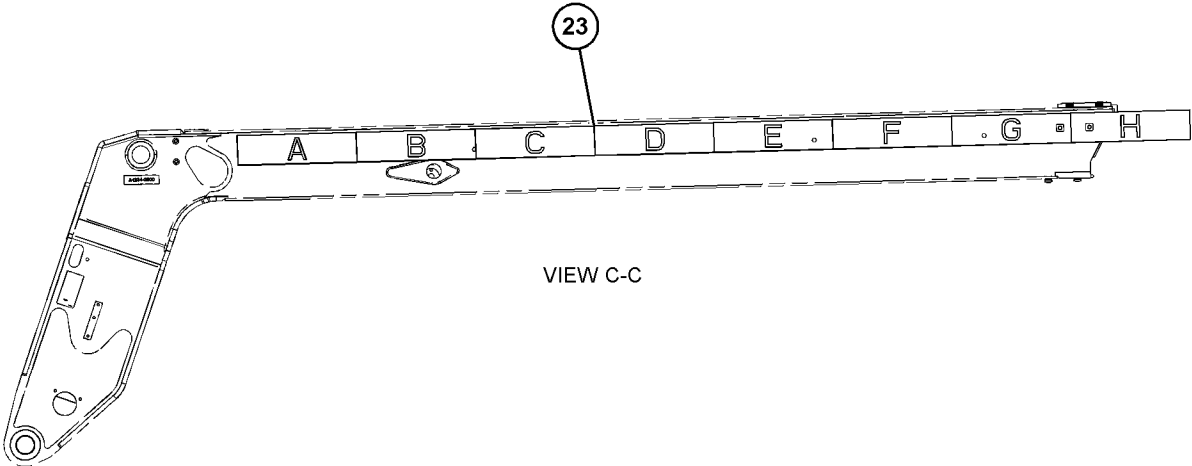
GRAPHIC #1

g06120205

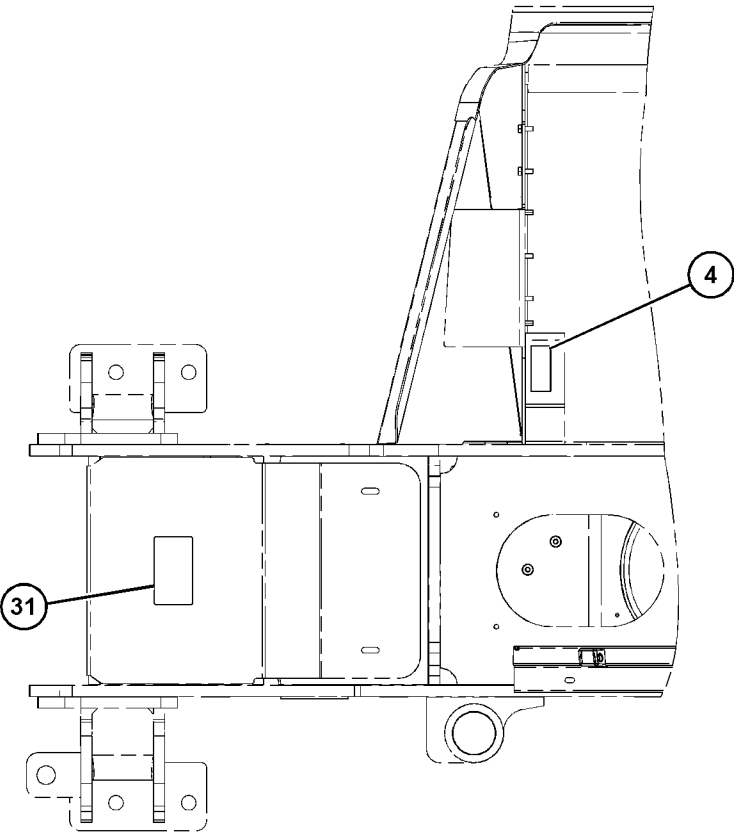
SERVICE EQUIPMENT AND SUPPLIES

495-3033 FILM GP (contd.)

106645675



VIEW C-C



VIEW D-D

GRAPHIC #2

<END>

g06120419

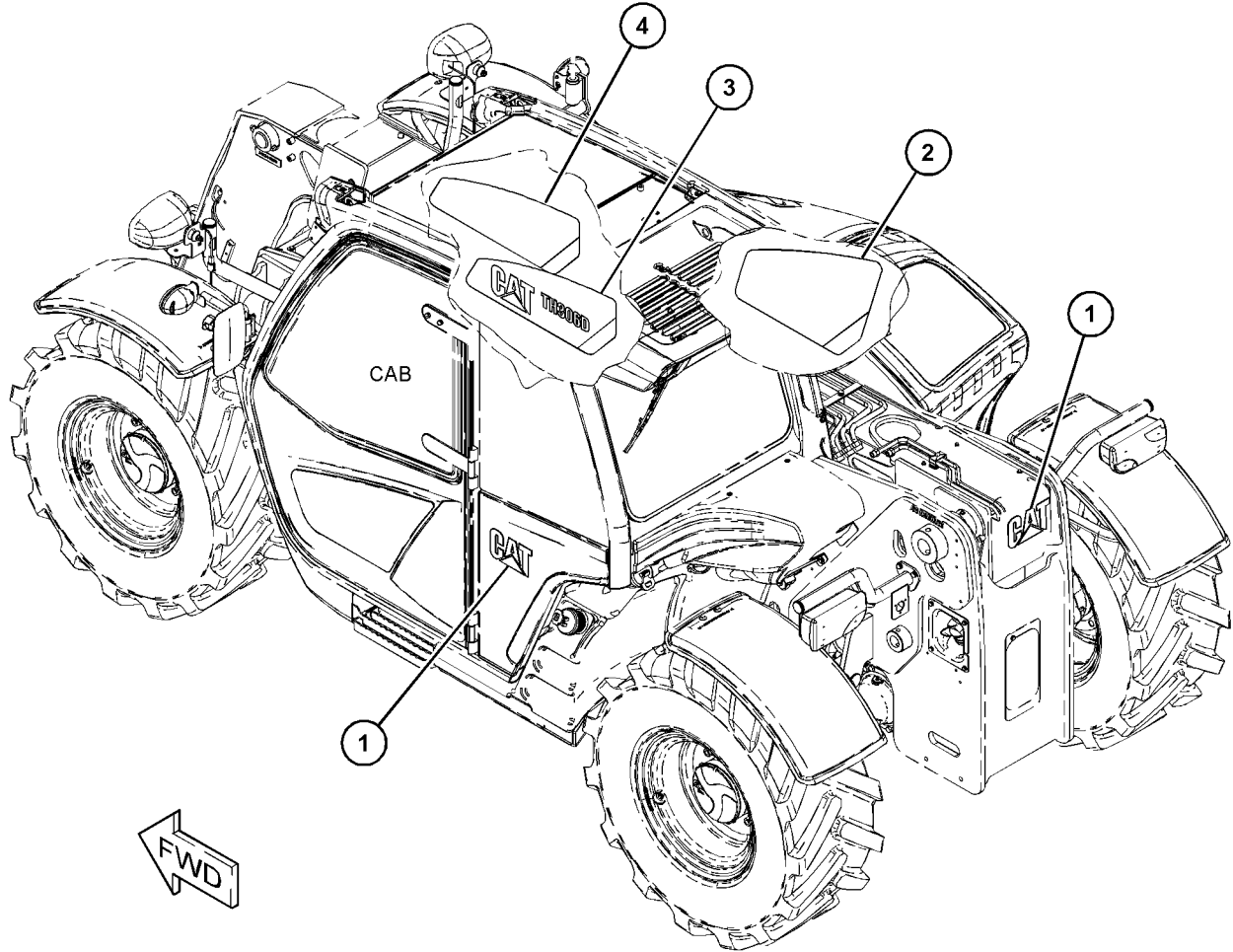
SERVICE EQUIPMENT AND SUPPLIES

503-1677 FILM GP PART OF 495-1910, 495-1911 CHASSIS AR

SMCS-0375, 7405, 7557

i06603309

NOTE	REF NO	GRAPHIC REF	PART NUMBER	QTY	PART NAME						SEE PAGE
					1	2	3	4	5	6 (PRODUCT LEVEL)	
	1	1	473-0029	2	FILM-IDENTIFICATION (CAT)						
	2	1	503-1678	1	FILM-IDENTIFICATION (CAT HOOD)						
	3	1	503-1679	1	FILM-IDENTIFICATION (CAT BOOM, LH)						
	4	1	503-1680	1	FILM-IDENTIFICATION (CAT BOOM, RH)						



GRAPHIC #1

<END>

g06055784

SERVICE EQUIPMENT AND SUPPLIES

507-8156 FILM GP

S/N: TD21-UP
AN ATTACHMENT

SMCS-0375, 7405, 7557

i06809356

NOTE	PART NUMBER	QTY	PART NAME 1 2 3 4 5 6 (PRODUCT LEVEL)	SEE PAGE
Y	495-2441	1	FILM GP	548
Y	519-3823	1	FILM GP (SENSING)	571
Y	492-2087	1	INDICATOR GP-LOAD	145

Y - SEPARATE ILLUSTRATION

<END>

507-8157 FILM GP

S/N: TD21-UP
AN ATTACHMENT

SMCS-0375, 7405, 7557

i06809357

NOTE	PART NUMBER	QTY	PART NAME 1 2 3 4 5 6 (PRODUCT LEVEL)	SEE PAGE
Y	495-2441	1	FILM GP	548
Y	519-3823	1	FILM GP (SENSING)	571
Y	492-2087	1	INDICATOR GP-LOAD	145

Y - SEPARATE ILLUSTRATION

<END>

507-8158 FILM GP

S/N: TD21-UP
AN ATTACHMENT

SMCS-0375, 7405, 7557

i06809353

NOTE	PART NUMBER	QTY	PART NAME 1 2 3 4 5 6 (PRODUCT LEVEL)	SEE PAGE
Y	495-2441	1	FILM GP	548
Y	519-3823	1	FILM GP (SENSING)	571
Y	492-2087	1	INDICATOR GP-LOAD	145
	521-1589	1	FILM-IDENTIFICATION	

Y - SEPARATE ILLUSTRATION

<END>

507-8159 FILM GP

S/N: TD21-UP
AN ATTACHMENT

SMCS-0375, 7405, 7557

i06809355

NOTE	PART NUMBER	QTY	PART NAME 1 2 3 4 5 6 (PRODUCT LEVEL)	SEE PAGE
Y	495-2441	1	FILM GP	548
Y	519-3823	1	FILM GP (SENSING)	571
Y	492-2087	1	INDICATOR GP-LOAD	145
	521-1589	1	FILM-IDENTIFICATION	

Y - SEPARATE ILLUSTRATION

<END>

SERVICE EQUIPMENT AND SUPPLIES

507-8160 FILM GP

S/N: TD21-UP
AN ATTACHMENT

SMCS-0375, 7405, 7557

i06810215

NOTE	PART NUMBER	QTY	PART NAME 1 2 3 4 5 6 (PRODUCT LEVEL)	SEE PAGE
Y	519-3821	1	FILM GP (SENSING) (REVERSE)	569
Y	495-3030	1	FILM GP	554
	521-2736	1	CHART GP-LIFT/LOAD EXTENSION	

Y - SEPARATE ILLUSTRATION

<END>

507-8161 FILM GP

S/N: TD21-UP
AN ATTACHMENT

SMCS-0375, 7405, 7557

i06810244

NOTE	PART NUMBER	QTY	PART NAME 1 2 3 4 5 6 (PRODUCT LEVEL)	SEE PAGE
Y	495-3030	1	FILM GP	554
Y	519-3822	1	FILM GP (SENSING)	570
	521-2736	1	CHART GP-LIFT/LOAD EXTENSION	

Y - SEPARATE ILLUSTRATION

<END>

507-8367 FILM GP

S/N: TD31-UP
AN ATTACHMENT

SMCS-0375, 7405, 7557

i06809372

NOTE	PART NUMBER	QTY	PART NAME 1 2 3 4 5 6 (PRODUCT LEVEL)	SEE PAGE
Y	495-2442	1	FILM GP	551
Y	519-3823	1	FILM GP (SENSING)	571
Y	492-2087	1	INDICATOR GP-LOAD	145
	521-1589	1	FILM-IDENTIFICATION	

Y - SEPARATE ILLUSTRATION

<END>

507-8368 FILM GP

S/N: TD31-UP
AN ATTACHMENT

SMCS-0375, 7405, 7557

i06809370

NOTE	PART NUMBER	QTY	PART NAME 1 2 3 4 5 6 (PRODUCT LEVEL)	SEE PAGE
Y	495-2442	1	FILM GP	551
Y	519-3823	1	FILM GP (SENSING)	571
Y	492-2087	1	INDICATOR GP-LOAD	145
	521-1589	1	FILM-IDENTIFICATION	

Y - SEPARATE ILLUSTRATION

<END>

SERVICE EQUIPMENT AND SUPPLIES

507-8390 FILM GP

S/N: TD31-UP
AN ATTACHMENT

SMCS-0375, 7405, 7557

i06809373

NOTE	PART NUMBER	QTY	PART NAME						SEE PAGE
			1	2	3	4	5	6 (PRODUCT LEVEL)	
Y	495-3031	1	FILM GP						558
Y	519-3823	1	FILM GP (SENSING)						571
Y	492-2087	1	INDICATOR GP-LOAD						145
	521-1589	1	FILM-IDENTIFICATION						
Y - SEPARATE ILLUSTRATION									
<END>									

507-8391 FILM GP

S/N: TD31-UP
AN ATTACHMENT

SMCS-0375, 7405, 7557

i06811052

NOTE	PART NUMBER	QTY	PART NAME						SEE PAGE
			1	2	3	4	5	6 (PRODUCT LEVEL)	
Y	495-3033	1	FILM GP						562
Y	492-5091	1	INDICATOR GP-BOOM ANGLE						392
Y	492-2087	1	INDICATOR GP-LOAD						145
Y - SEPARATE ILLUSTRATION									
<END>									

SERVICE EQUIPMENT AND SUPPLIES

519-3821 FILM GP-SENSING

S/N: TD21-UP

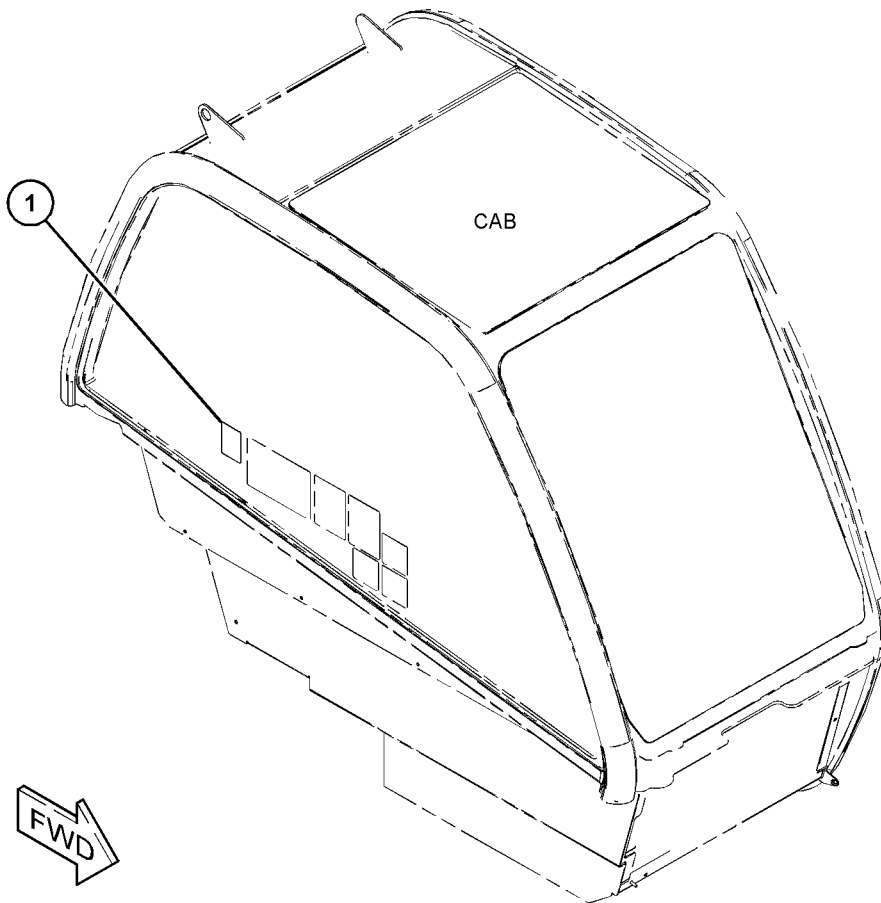
REVERSE

PART OF 507-8160 FILM GP
AN ATTACHMENT

SMCS-0375, 7405, 7557

i06810221

NOTE	REF NO	GRAPHIC REF	PART NUMBER	QTY	PART NAME						SEE PAGE
					1	2	3	4	5	6 (PRODUCT LEVEL)	
	1	1	484-5235	1	FILM (REVERSE ALARM)						



GRAPHIC #1

<END>

g06124411

SERVICE EQUIPMENT AND SUPPLIES

519-3822 FILM GP-SENSING

S/N: TD21-UP

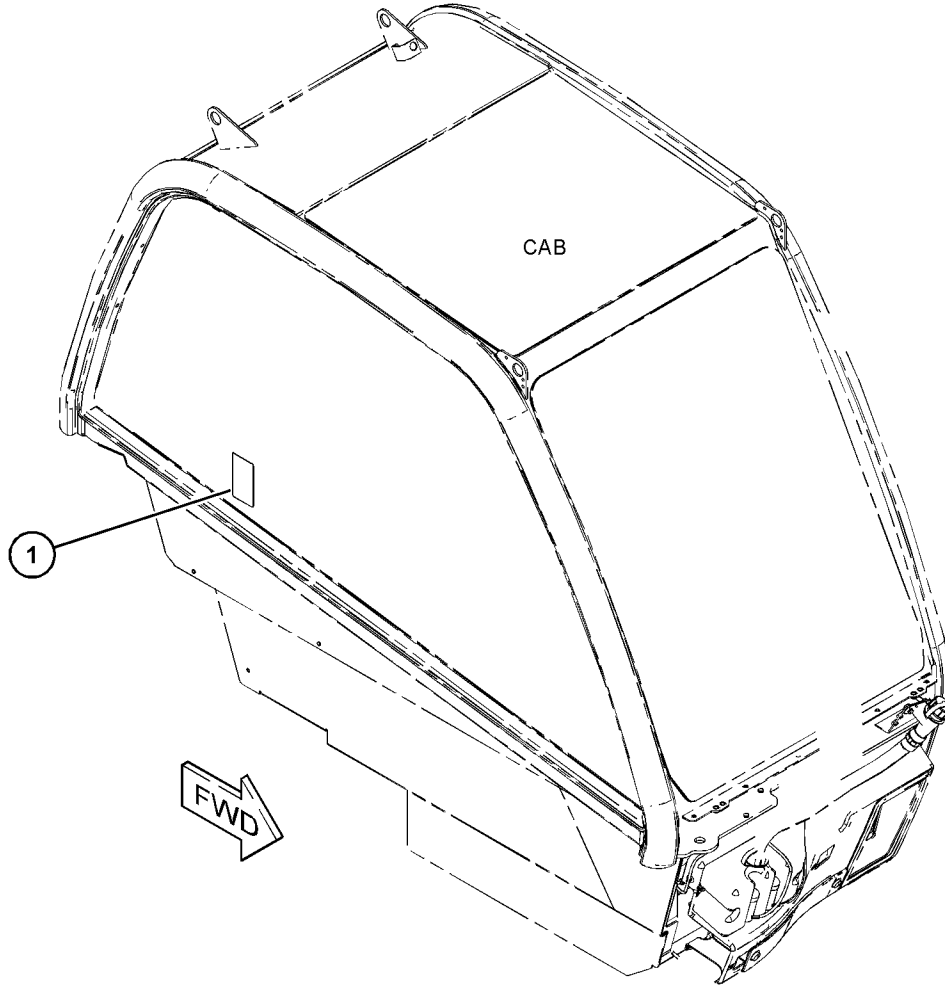
REVERSE

PART OF 507-8161 FILM GP
AN ATTACHMENT

SMCS-0375, 7405, 7557

i06810242

NOTE	REF NO	GRAPHIC REF	PART NUMBER	QTY	PART NAME						SEE PAGE
					1	2	3	4	5	6 (PRODUCT LEVEL)	
	1	1	484-5240	1	FILM (REVERSE ALARM)						



GRAPHIC #1

<END>

g06126889

SERVICE EQUIPMENT AND SUPPLIES

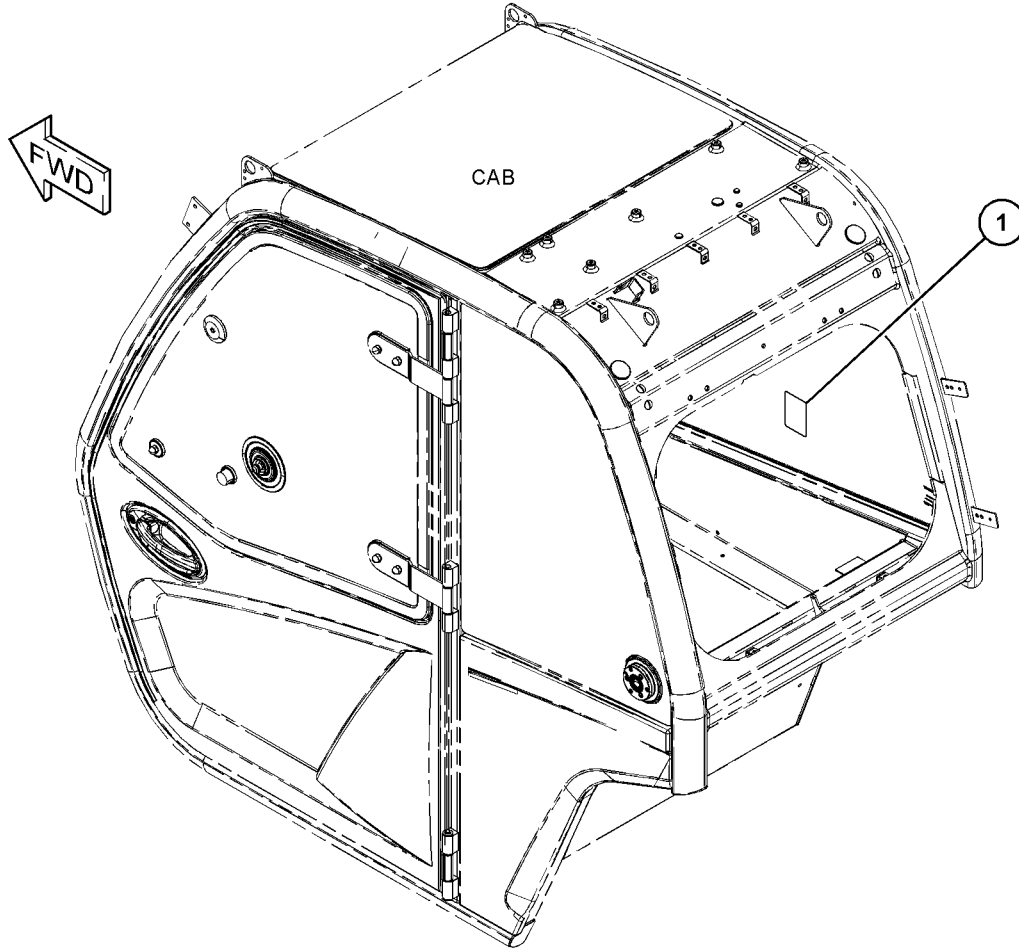
519-3823 FILM GP

PART OF 507-8155, 507-8389 CONFIGURATION AR, 507-8156, 507-8157, 507-8158, 507-8159,
507-8367, 507-8368, 507-8390 FILM GP
AN ATTACHMENT

SMCS-0375, 7405, 7557

i06809354

NOTE	REF NO	GRAPHIC REF	PART NUMBER	QTY	PART NAME						SEE PAGE
					1	2	3	4	5	6 (PRODUCT LEVEL)	
	1	1	484-5239	1	FILM-INFORMATION						



GRAPHIC #1

<END>

g06125760

SERVICE EQUIPMENT AND SUPPLIES

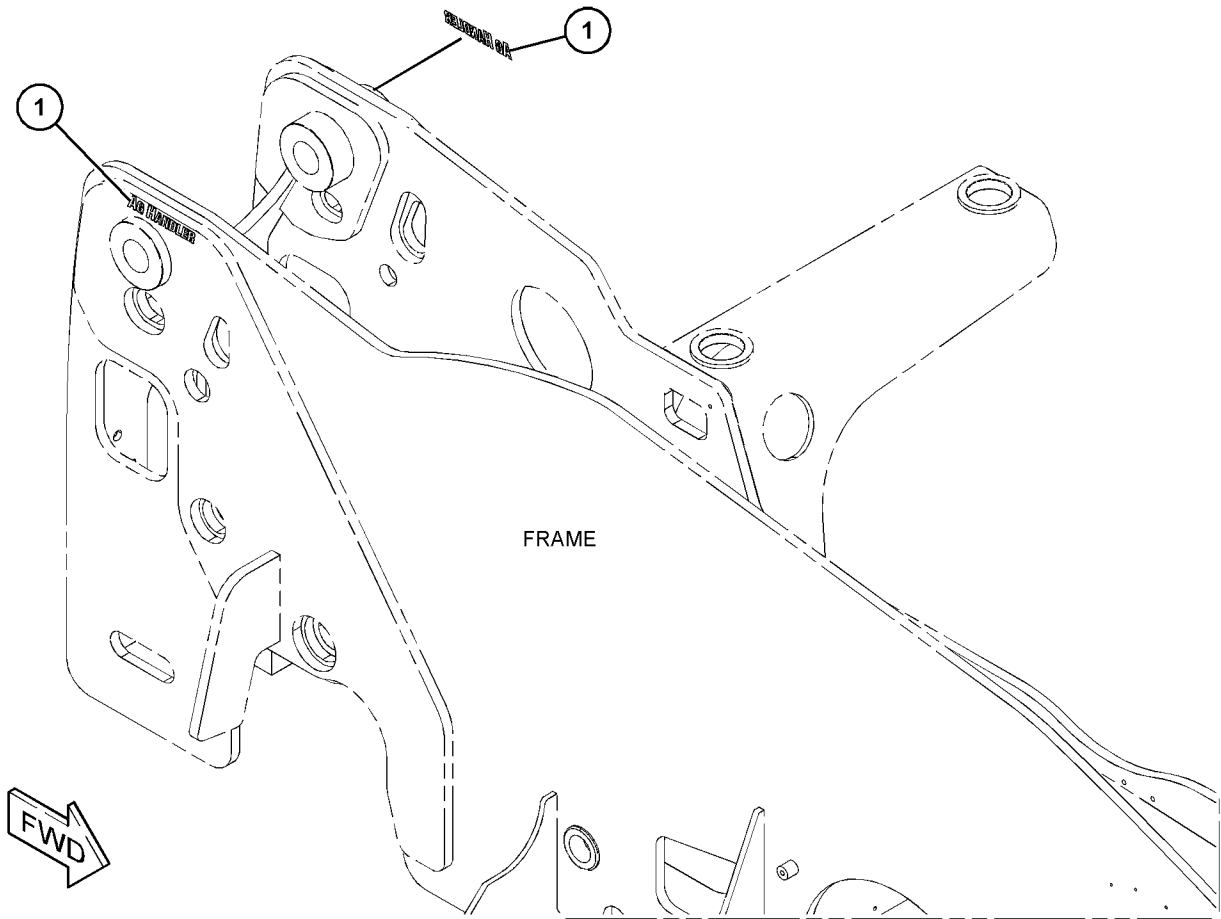
520-6929 FILM GP

PART OF 495-1910, 495-1911 CHASSIS AR

SMCS-0375, 7405, 7557

i06822993

NOTE	REF NO	GRAPHIC REF	PART NUMBER	QTY	PART NAME						SEE PAGE
					1	2	3	4	5	6 (PRODUCT LEVEL)	
	1	1	520-6931	2	FILM-IDENTIFICATION (ACCUGRADE, LOAD CONTROL)						



GRAPHIC #1

<END>

g06135970

SERVICE EQUIPMENT AND SUPPLIES

457-3521 LOCK GP-VANDALISM AN ATTACHMENT

SMCS-7315, 7430

i05743053

NOTE	PART NUMBER	QTY	PART NAME 1 2 3 4 5 6 (PRODUCT LEVEL)	SEE PAGE
	246-2641	3	PADLOCK GP	
			(EACH INCLUDES)	
	5P-8500	1	KEY	
			<END>	

503-6003 LOCK GP-VANDALISM AN ATTACHMENT

SMCS-7315, 7430

i06586879

NOTE	PART NUMBER	QTY	PART NAME 1 2 3 4 5 6 (PRODUCT LEVEL)	SEE PAGE
	246-2641	4	PADLOCK GP	
			(EACH INCLUDES)	
	5P-8500	1	KEY	
			<END>	

SERVICE EQUIPMENT AND SUPPLIES

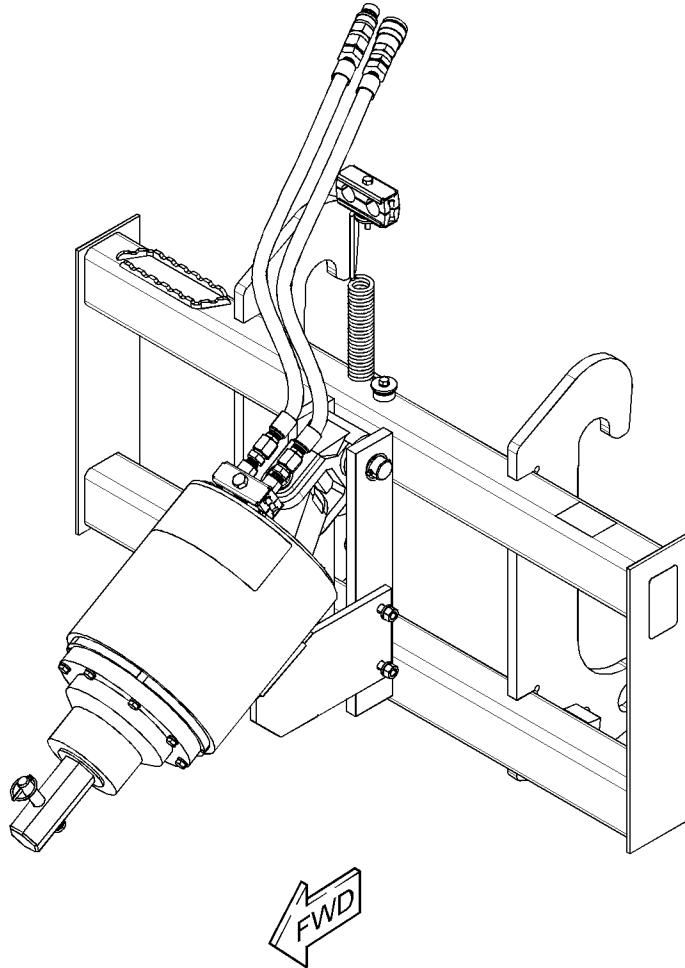
491-9892 MOTOR & MTG GP-AUGER AN ATTACHMENT

SMCS-7405, 7557

i06836910

NOTE	REF NO	GRAPHIC REF	PART NUMBER	QTY	PART NAME	SEE PAGE
------	--------	-------------	-------------	-----	-----------	----------

(NO BREAKDOWN OF SERVICEABLE PARTS AVAILABLE AT TIME OF PUBLICATION)



GRAPHIC #1

<END>

g06147739

PART NUMBER INDEX

Part	Page	Part	Page	Part	Page	Part	Page
1		4P-7581	495	5P-8282	524	6V-7742	512
1H-7339	309	4T-6780	309	525		6V-7970	497
1P-4278	89	5		5P-8500	1	499	
1S-0994	112			2		6V-8213	329
	114			573		339	
	289			5P-9940	524	341	
2		5C-2874	291	525		343	
		5C-2890	122	5S-7379	324	6V-8397	288
			147	5W-1417	59	291	
			148		73	294	
2H-3922	191		159		204	296	
2L-1701	439		164		254	336	
	441		168		296	346	
2L-8079	207		170		469	358	
	209		184		471	372	
2M-9780	121		202		472	6V-8398	294
	329		204		475	296	
	336		207		476	332	
	338		209		508	334	
	339		286		509	336	
	341		390		514	338	
	343		453		534	339	
	346		457		537	341	
	368		469	5W-3656	388	352	
2R-1236	425		505	5W-4957	134	354	
			514	5W-5038	125		
3		5C-7261	17		127	6V-8636	336
			95		128	6V-8638	336
			97		174	6V-8715	346
			121		184	6V-8729	294
			151		190	6V-8731	294
3B-4503	505		153		201	296	
	506		182		453	6V-8754	304
3B-8488	421		256		457	6V-8757	421
3B-8489	309		300		483	6V-9028	288
	425		374			6V-9170	326
3D-2824	288		378			6V-9189	541
3E-7404	83		472			6V-9509	334
	85		516			6V-9746	352
3E-8006	343		5C-8312	125		354	
3E-8025	320		127	6D-1641	495	372	
	352		128		497	6W-5652	395
3E-8320	551		160	6D-7889	378	6W-5656	395
	554		201	6E-0122	309	6W-5677	395
3J-1907	336		453	6F-7037	309	6W-5678	395
	346		457	6F-7045	191	6W-5679	395
3K-0360	293		483	6J-1972	309		
3K-6113	524		5C-9553	6J-5733	309		
	525		59	6K-9632	532		
3S-2093	122		95	6V-0852	276		
	145		122		291		
	204		153		356		
	207		190		365		
	209		254		372		
	289		286		378		
	296		296		378		
	358		374	6V-3265	294		
	394		390		348		
	495		457	6V-3668	409		
3S-8664	288		503		438		
3T-0852	279		514	6V-3965	276		
	514		532		291		
			538		365		
			395		378		
		5G-2373	395		261		
		5I-3878	259	6V-5192	261		
		5K-9090	360		371		
		5M-2894	40	6V-5326	372		
			338	6V-5331	372		
4D-7735	88		395	6V-7357	95		
4E-1384	367	5M-3062	395		149		
4J-5477	294	5P-2230	348		151		
	346	5P-4115	442		256		
	358	5P-5674	482		475		
4J-9535	372		483		476		
4P-7429	288	5P-8250	309				

PART NUMBER INDEX

Part	Page	Part	Page	Part	Page	Part	Page
	343	8T-4121	49		253		520
	345		88		256		521
	348		95		282		522
	356		97		286		523
	358		112		289		530
	497		114		348		544
	499		125		495		547
7M-8485	360		151		497	8T-4191	294
7N-0718	▶191		153		499		348
	204		159	8T-4138	71	8T-4192	421
7R-2750	139		204		73		425
7R-2751	138		207		147	8T-4193	236
7T-0094	135		209		149		267
7T-3423	218		253		150		425
7T-3424	218		256		164		453
7T-3426	218		279		167	8T-4195	95
7T-3432	218		282		168		97
7X-0510	209		286		169		142
7X-0818	423		288		170		144
7X-0851	215		294		204		151
7X-2532	214		299		278		153
7X-2534	202		303		457		159
	336		326		469		288
	370		329	8T-4167	215		372
	508		334		447		392
	509		346	8T-4171	442	8T-4196	114
7X-2535	276		348	8T-4172	367	8T-4200	49
7X-2536	348		351	8T-4177	374		68
7X-2537	182		356	8T-4179	207		148
	294		358		288		150
	334		364	8T-4182	97		177
	541		367		112		207
7X-2553	270		370		453		209
	271		372	8T-4183	59		253
	272		392	8T-4184	4		374
	273		453	8T-4185	356		426
	275		492		453		429
	276		495	8T-4186	256		502
7Y-1858	512		497		303		510
7Y-7394	472		499		346	8T-4205	59
			504	8T-4189	17		71
			507		68		83
		8T-4132	259		71		89
		8T-4133	49		93		95
			97		94		122
8C-8451	147		112		95		147
	148		114		97		148
	478		279		127		149
8D-3791	395		346		128		150
8H-5303	191	8T-4136	49		142		151
8H-5306	191		88		144		153
8I-3959	336		112		164		159
8I-4641	204		114		181		164
8J-2574	309		125		184		168
8Q-6229	304		204		253		170
8T-0325	112		207		255		183
	114		209		256		190
	121		256		276		202
	368		288		279		207
	426		299		282		209
8T-0389	155		326		283		256
	156		329		288		276
	157		334		296		278
	158		351		338		286
	256		356		352		334
	367		358		354		336
	453		370		372		370
8T-0707	421		504		391		374
8T-1114	421		507		453		390
8T-1593	356	8T-4137	17		468		447
8T-2394	354		40		476		453
8T-3647	292		112		479		457
	296		114		483		469
	378		204		514		472

8

PART NUMBER INDEX

Part	Page	Part	Page	Part	Page	Part	Page
	476		476		541		273
	478		479	8T-8729	155		274
	481		502		156		275
	503		504		157		276
	505		507		158		306
	506		510	8T-8737	376		425
	514		514		133		453
	532		516		134		
	534		520		135		
	537		521		136		
	538		522		137	0	
8T-4223	38		523		138	067-2551	288
	121		530		140		356
	207		541		151	068-1270	72
	239		544		153	081-6352	346
	288		547		155	085-8091	453
	305	8T-4647	160		156	095-0880	539
	421	8T-4896	395		157		540
	425	8T-4908	40		158	095-0913	288
8T-4224	17		68		213	095-1390	59
	40		95	8T-8902	276		356
	49		97		291	096-4840	59
	68		251	8T-9636	124	096-5969	181
	93		279		129		182
	94		305	8U-6850	366		
	95		306				
	97		358				
	127		374				
	128		389	9			1
	142		393				
	144		504	9F-5644	191	100-5041	138
	148	8T-4956	38	9M-4972	356	101-4411	442
	150		121	9R-1004	346	101-4412	442
	151		239	9R-1005	346	101-4413	442
	153		361	9S-4181	288	101-4414	442
	164		389	9S-4183	288	101-7541	539
	177	8T-4970	95	9S-4190	121		540
	181		207		368	102-8705	336
	182		209	9T-2212	309		423
	184		276	9T-4007	309	102-8801	137
	204		334	9V-2714	395		138
	207		472		396	102-8802	376
	209	8T-4971	147		397	102-8805	155
	251		148	9V-2715	395		156
	253		151		396		157
	255		153		397		158
	256		183	9V-6588	336	103-2529	112
	261		204	9W-0852	133		114
	279		207		136	104-7622	134
	282		447		137	105-3478	145
	283		453		138	105-3480	196
	292	8T-5001	426		139	105-3487	89
	294	8T-5041	426		151	110-5059	531
	296		430		153	112-9717	72
	300	8T-5092	430		160	113-8490	124
	305	8T-5093	40		213		202
	306	8T-6466	367	9W-1441	129	113-8493	129
	332	8T-6868	252		202	116-8517	17
	334		396	9W-1442	124		40
	336		397		202		367
	348		446	9W-3324	155	118-6503	209
	352	8T-6869	261		156	120-9047	382
	354		336		157	120-9051	293
	367		479		158	122-4401	134
	368	8T-6912	204	9X-3401	133		137
	372	8T-7524	86		134	123-1373	281
	374		87		135	124-9633	288
	378		368	9X-6032	364	125-2627	134
	391	8T-7547	151	9X-8250	348	126-1815	324
	426		153	9X-8257	38	127-2909	393
	429		367		236	128-4123	137
	453		368		270		138
	468		507		271	128-5016	134
	472		514		272		138
						131-3539	539

PART NUMBER INDEX

Part	Page	Part	Page	Part	Page	Part	Page
	540		296		341		156
132-5789	207	164-9425	492		343		157
	209	164-9989	443	210-8332	493		158
	495	166-0321	382	210-8334	493	228-6056	155
132-7551	288	166-3777	471	211-1389	480		156
133-4409	259		476	211-9032	339		157
133-7442	112	167-2186	309		341		158
	114	167-2294	309		343	228-7089	288
134-3988	288	168-8389	396	211-9462	267		372
138-7538	296		414	212-3350	376	228-7090	364
139-8794	72		421	213-3263	539	228-7091	497
141-2759	124	169-3943	396		540		499
	202		397	213-4578	▶493	228-7105	497
142-2304	472		446		528		499
142-8937	367	169-3945	▶396	213-8351	134	228-9502	336
144-0195	532		397	214-7568	276	229-0582	▶524
145-0867	219	170-5632	125		291	229-0583	▶525
148-6596	547		127		365	229-9714	▶395
148-6598	547		128		378	229-9715	395
148-8319	346		190	215-9632	524	230-4011	135
148-8336	336	170-8555	38		525		138
148-8345	336	172-8591	72	216-4178	239	231-3229	▶421
148-8408	288	174-2844	267	217-5888	134	231-3230	421
148-8410	121	174-6905	372	219-6331	329	232-7724	338
	368	175-4390	281		339	233-2944	395
150-3067	294	176-1477	137		341	234-1457	346
150-3072	334	177-3868	293		343	234-1857	134
152-5717	336	178-3336	281	220-2608	513	234-1858	134
152-5718	336	178-9983	174	220-4050	508	235-2662	▶304
153-2994	326		184	222-6210	▶414		421
	329		472	224-3105	121	235-2663	▶346
	336	179-4324	151	224-5065	414		421
	338		153		▶425	238-5084	288
	339	180-3516	396	224-5066	425	246-2641	573
	341	180-7826	446	224-5072	425	247-8195	135
	343	180-7827	446	224-5079	425	250-1477	382
	346	185-1860	138	224-5082	425	252-1456	▶441
153-2995	326	188-8391	541	224-5083	▶303	256-6454	86
	329	195-0189	153		414		87
	336		▶155	224-5084	303		368
	338	195-0190	153	224-5087	303		378
	339		▶156	224-5091	303	257-8403	▶505
	341	195-0191	151		▶309		506
	343		▶157	224-5092	▶336	258-0144	366
	346	195-0192	151		414	264-3640	209
153-3568	288		▶158	224-5093	336	266-1595	360
	291	196-2385	137	224-5094	336	266-5360	247
155-2260	134	196-2413	137	224-5311	309		252
	135		138	224-5312	309	267-9572	139
	136	196-7729	134	224-8472	121	280-2651	476
	137	197-7261	135	226-2754	539	281-1784	184
	138	198-3899	472		540	281-5959	372
155-2270	382			226-4560	155	284-9039	121
156-3691	346				156	285-9066	121
157-4835	414				157	293-0789	372
	421				158	297-7010	452
159-8035	443			226-4561	155	297-7033	423
159-9495	202	202-0313	138		156	297-7077	423
159-9496	202	202-0315	138		157	298-0414	326
160-0064	304	202-5397	137		158	298-0462	300
160-4129	421		138	226-6494	343		371
160-4657	421	204-5258	442		▶376	298-0463	300
	425	204-5259	442	226-8202	309		334
160-4658	304	204-5260	442	227-0057	497		371
160-4659	421	204-5261	▶442		499	298-0464	40
161-3357	524	204-7274	296	227-0064	497		339
	525	206-1345	532		499		341
163-3101	421	206-2423	145	227-5714	288		343
	425	206-6410	341	227-5749	421		354
164-5567	276		343	228-6052	155	298-0465	365
	291		345		156	298-0466	329
	365	209-4212	480		157		362
	378	210-0066	329		158		378
164-5572	294		339	228-6054	155	298-0468	360

2

PART NUMBER INDEX

Part	Page	Part	Page	Part	Page	Part	Page
298-0470	351	299-0235	216	303-4942	554		209
	368	299-0241	217	303-4943	447		213
298-0471	294	299-0285	314		554		288
	326	299-0308	314	303-4946	554		291
	329	299-0320	138	303-4948	554		534
298-0472	370	299-0334	502	303-4949	554	309-3997	17
298-0473	288	299-0341	546	303-4957	411		68
	351	299-0348	138		423		71
298-0474	294	299-0354	481	303-4963	548		253
	296		562		558		256
	354	299-0471	365		562		276
	362	299-0821	216	303-4969	134		282
	370		226		135		358
298-0475	378	299-0827	218		136		374
298-0476	352	299-6644	294		137		389
	354		341		138		391
	365		343		139		453
298-0490	296		345		140		468
298-0496	356	299-7103	216		181		469
	358		226		182		476
298-0497	358		228		207		483
298-0503	326	299-7134	226		209	309-4311	423
298-0549	452	299-7156	217	303-4970	133	309-4312	423
298-0576	392		227		134	309-4318	423
298-1610	291	299-7170	217		135	309-4320	423
	296		227		136	309-4322	423
298-1612	423				137	309-4323	423
298-1799	217				138	309-6455	497
	227			303-4971	137		499
298-1801	218				138	309-6461	83
298-1857	216			303-4972	207		85
	227	300-6078	415		209	309-6462	356
	228		417	303-4988	411		372
298-1859	218		423		423	309-8533	447
298-1863	217	300-6079	415	303-8559	274	309-9039	245
	227		417	303-8599	57		246
298-1864	217		423		142	309-9182	444
	227	300-6096	68		144	309-9184	142
298-1865	216		334	303-8631	551		144
	226		352		554		343
298-1878	218	301-9752	433	304-2566	452	309-9185	305
298-7356	341	301-9753	434	304-2604	204		308
	343	301-9754	435		368		426
	345	301-9755	436	304-8000	497		430
298-7358	276	301-9756	432		499	312-3282	83
	348	301-9757	411		499		190
298-7363	452	303-4741	411	305-2109	159		472
298-7387	343		423	305-2110	341		514
	393	303-4756	324		343		514
	453	303-4760	423		345	312-3332	163
	483	303-4765	292	305-2111	219		164
298-7388	142	303-4777	181	305-2112	227		170
	144		182	305-2113	219	314-5315	548
	334		202	305-5426	217		551
298-7392	423		207		227		558
298-7397	256		209	305-5502	134		562
298-7430	217		213	309-2963	288	314-5316	548
298-7438	294		288		326		551
298-7868	217	303-4779	12		329		558
	227		184	309-2978	40		562
	218		457		453	314-5318	548
298-8194	217		534	309-2979	4		551
	227	303-4782	411	309-2982	142		558
	217		423		144		562
298-8195	217	303-4787	147		288	314-5319	548
	227		148		497		551
298-8300	217		183	309-3992	213		558
	227		204	309-3996	112	314-5321	548
299-0197	227		286		114		551
299-0205	217		334		151		558
	227		469		153		562
299-0206	217	303-4789	324		181	314-5322	548
	227	303-4939	554		182		551
299-0207	217	303-4941	554		207		558
	227						

3

PART NUMBER INDEX

Part	Page	Part	Page	Part	Page	Part	Page
314-5324	562	322-0703	218	323-5620	147	327-6309	310
	548	322-0705	218		463	327-6310	310
	551	322-0706	218	323-5622	326	327-6311	310
	558	322-0708	218		329	327-6312	310
	562	322-0709	218		334	327-6314	310
314-5326	548	322-0710	218		354	327-6317	445
	551	322-0711	218	323-5623	305	327-6318	445
	558	322-0712	218		306	327-6322	386
	562	322-0716	226		389	327-6325	386
314-5519	121	322-0719	226		393		417
314-5567	151	322-0729	226		426	327-6328	417
	153	322-0741	216		430	327-6329	386
	159		226	323-5628	358		417
315-3638	393	322-0744	217	323-5629	534	327-6330	386
315-3760	541		227	323-5644	177	327-6331	310
315-3761	541	322-0745	216	323-5646	163	327-6333	417
315-3763	541		226		164	327-6335	445
315-3767	541	322-0747	216		170	327-6739	239
315-3786	503		226	323-5648	159	328-7288	451
	506	322-0748	217	323-5649	159	328-7289	451
315-3805	544		226	323-6978	218	328-7290	450
315-3809	544	322-0749	217	323-7222	307	328-7291	450
315-3812	532		227	323-7233	519	328-7292	451
	543	322-0750	217		534	328-7293	450
	545		227	323-7236	133	328-9688	288
315-3850	534	322-0751	217		134	329-2455	59
315-3901	476		226		160		142
316-1999	40	322-0771	216	323-7237	136		144
316-8038	159		226		140	329-3604	472
316-8039	159	322-0775	217		181	329-3606	259
316-8073	316		227	323-7254	182	329-3613	393
317-3270	177	322-0778	226		551	329-3617	548
317-6379	177	322-0780	227		554		558
317-8720	286	322-0782	227	323-7256	548		562
317-8726	190	322-0783	226		551	329-3624	247
318-7355	393	322-0794	218		558	329-3625	305
319-7671	300	322-0798	226		562	329-3634	171
320-7883	392	322-0816	217	323-7257	548		172
321-0556	445		227		551	329-3638	184
322-0641	217	322-4838	135		558		514
	226		138		562	329-3645	213
322-0646	216	322-5944	264	323-7259	551	329-3663	472
	226		270		554	329-3664	472
322-0647	216		273	323-7262	548	329-5277	412
	226	322-5945	265		551	329-5284	412
322-0649	216		271		554	330-4258	338
	226	322-5946	272		558	330-4301	548
322-0650	216	322-5947	266		562		551
	226		275	323-7265	59		558
322-0652	216	322-5951	272		356		562
	226		275		534	330-4304	554
322-0653	216	322-5995	526	325-2003	72	330-4773	338
	226	322-5996	526	325-2004	72	330-8103	49
322-0655	216	322-8051	544	325-4927	193		59
	226	322-8057	531	325-4928	463		112
322-0656	216	322-8059	531	325-5071	4		114
322-0657	216	322-8060	528	325-7701	122		288
	226	322-8061	528	325-9568	134		348
322-0658	216	322-8064	493	326-1976	4	330-8321	68
	226	322-8065	528	326-1997	409	330-8325	423
322-0660	216	322-8067	493	326-1998	410	330-8923	394
	226	322-8069	493		419	331-1571	184
322-0662	216	322-8070	493	326-2002	551	331-1572	184
	226	322-8071	493		554	331-3890	112
322-0664	216	322-8073	493	326-9028	286		114
	226	322-8080	531	327-1786	394		288
322-0682	218	323-5603	551	327-5313	310		358
	227		554	327-6271	445	331-4387	95
322-0684	216	323-5605	193	327-6272	445		97
322-0689	219	323-5615	548	327-6277	417	331-6880	294
322-0694	217		551	327-6278	386		296
322-0695	217		554	327-6285	386	332-1989	59
322-0696	217		558	327-6307	310	332-3057	4
322-0701	226		562	327-6308	310	332-3058	174

PART NUMBER INDEX

4

Part	Page	Part	Page	Part	Page	Part	Page
333-0736	514		329	362-2115	417		
333-5572	267	343-7049	83	362-2116	417		
333-8792	151		85	362-2117	417	416-2382	112
	153	343-7429	472	362-2118	417		114
333-8793	151	343-7928	329	362-2119	417	416-8113	281
	153		339	362-2120	▶310	417-2759	186
334-5870	134		341		417	417-2760	186
	135		343	362-2121	310	417-8273	4
334-5871	134	343-9736	▶449		417	417-9861	415
	135	343-9737	▶450	362-2122	417	417-9862	415
	136	343-9738	▶451	362-3261	137	417-9863	415
	137	344-5673	150		138	417-9864	415
	138		447	362-3821	134	417-9865	415
334-5872	134		506	362-4935	136	417-9866	415
	135	344-5674	299		139	417-9867	415
	138	345-6962	216	362-6352	134	417-9868	415
	151		226		213	417-9869	415
	153	345-6963	216	362-6353	134	417-9870	415
334-5873	139		226	362-6360	139	417-9871	415
	151	345-7560	274	362-6742	134	417-9872	415
	153	347-1639	279	362-8011	134	417-9873	415
	213	347-1645	339	362-8013	134	417-9874	415
334-5874	134		341	362-8040	134	417-9875	415
	135		343	362-8041	134	417-9876	415
334-5875	136	347-4577	356	364-5356	▶437	417-9877	415
334-5876	134	347-4584	169	365-7861	326	417-9878	415
	140		170		329	417-9879	415
334-5879	135	347-4596	538	365-9915	453	417-9880	415
335-4870	267	347-4597	538	367-6694	▶313	417-9882	315
335-8056	548	347-5373	513		429	417-9883	315
	551		536	368-4831	138	417-9884	315
	554	348-1612	238	368-7759	558	417-9885	315
	558		361	368-9616	134	417-9886	315
	562	348-8510	264	371-8537	137	417-9887	315
335-8059	452		265		138	417-9888	315
335-8065	452	348-8512	264	372-6382	138	417-9889	315
335-8066	452	348-8513	264	374-7332	186	418-6370	497
335-8077	452		265	374-7352	423		499
335-8080	452	348-8514	264	374-7353	423	420-2480	218
335-8084	184	348-8515	264	375-0099	423	421-2302	548
335-8098	452	348-8516	265	375-2016	423		551
336-2804	452	348-8517	266	375-6292	▶423		558
336-7619	509	348-8518	266	375-6294	423		562
337-6457	481	348-9444	246	378-9703	183	421-2305	554
338-9997	452	350-2524	218	379-2554	300	421-3803	453
338-9998	449	351-4649	253	382-9245	366	421-3805	453
338-9999	449		282	385-3597	226	422-0893	314
339-0000	449	352-2638	207	385-3598	216	422-0894	314
339-4396	423		209	385-5360	121	422-0895	314
339-4397	423	354-7356	396	386-0145	227	422-0896	314
339-8047	386	356-2911	134	386-4796	478	422-0897	314
340-4933	354		135	386-6212	288	423-0594	134
340-5927	354		136		372	423-1980	514
340-8975	452		137	388-1257	40	423-1982	348
340-8976	449		138	388-4063	534	423-1983	288
	450	357-4399	497	389-3574	548	424-8734	318
	451		499		551	425-5274	86
	▶452	357-6165	140		554		87
340-8977	452	357-6218	356		558	425-9082	548
340-8978	452	361-7853	▶174		562	426-4102	288
340-8979	447		176	390-0057	134	432-4133	174
	452	361-7856	174	390-0858	497		▶175
341-1835	57	362-2100	417		499	432-4134	175
341-7110	293	362-2102	417	392-6301	239	432-4135	175
341-7590	254	362-2103	417	397-6838	▶415	432-4136	175
	256	362-2104	417	398-2026	207	432-4137	175
	469	362-2106	386		209	432-4138	175
	476		417	398-3304	378	432-4139	175
	534	362-2107	417		▶382	436-2901	217
	537	362-2108	417	398-9127	388	437-0940	394
342-0434	463	362-2111	417		389	437-7650	95
342-0438	463	362-2112	417			437-7651	97
342-3862	288	362-2113	417			437-7653	38
	326	362-2114	417			438-1356	497

PART NUMBER INDEX

Part	Page	Part	Page	Part	Page	Part	Page
	499	447-2191	20	450-4793	40		540
440-6213	109	447-2192	19	450-9503	522	459-1978	539
440-6232	11	447-2193	65		523		540
	48	447-2194	32	451-0357	364	459-2645	62
440-6509	288	448-4869	300	451-0472	372	459-2647	63
	372	448-5773	372	451-2764	364	459-2648	19
441-9195	364	449-2344	117	451-2766	288	459-2649	64
442-3478	288	449-2345	58		372	459-2650	58
444-0274	364	449-2347	178	451-8375	531	459-2651	79
	365		188	452-7079	145		81
444-6523	155	449-2348	109	453-2214	174	459-2652	33
	156	449-2350	110	453-6476	245	459-2653	61
	157	449-2356	216	453-8398	548	459-2655	31
	158		226		551	459-2656	26
447-2101	43	449-2359	216		554	459-2657	178
	60		226		558	459-2658	120
	81	449-2360	216		562	459-2659	33
	99		226	454-4171	183		79
447-2102	32	449-2365	219	455-0704	138	459-2661	501
447-2105	117	449-2366	226	455-2256	204	459-2662	44
447-2110	109	449-2372	217		291	459-2664	22
447-2111	123		227		534		92
447-2112	117	449-2373	217	455-3027	95	459-2665	55
447-2116	65		227		112	459-2667	31
	66	449-2374	217		114	459-2669	22
447-2117	52		227		147	459-2670	178
	54	449-2375	217		163	459-2671	111
447-2118	123		227		167	459-2673	64
447-2120	20	449-2376	217		183	459-2675	42
447-2125	23		227		186	459-2676	31
447-2127	55	449-2377	217		202	459-2677	66
447-2131	189		227		204	459-2681	51
447-2133	24	449-2378	217		207	459-2682	81
	27		227		209	459-2707	546
447-2135	116	449-2379	217		339	459-2708	539
	117		227		341		540
447-2136	52	449-2380	217		343	459-2709	546
	54		227	456-0465	▶446	459-2710	546
447-2140	14	449-2382	217	456-0473	▶397	459-2758	541
	249		227	456-0493	321	459-2760	541
447-2144	90	449-2384	218	456-1570	135	459-2772	472
447-2149	11	449-2393	64		137		517
	81	449-2404	116		138	459-2776	475
	104	449-2405	90	456-3152	423	459-2778	11
447-2150	25	449-2407	90	457-3521	▶573	459-2782	56
	41	449-2411	118	457-8027	207	459-2804	64
447-2151	61	449-2412	111		209	459-2807	31
	67	449-2413	111	458-0536	321	459-2809	18
447-2152	18	449-2416	120	458-7526	134	459-2815	31
	53	449-2418	111	458-7529	137	459-2816	132
	58	449-2457	211		138	459-2817	92
447-2153	60	449-2458	211	458-7607	218	459-2904	▶66
	81	449-2459	179	458-8403	70		67
447-2154	64		211	458-8419	526	459-3260	61
	234	449-2460	179	458-8420	526	459-3271	90
447-2155	62		211	458-8421	526	459-3272	81
	90	449-2461	179	458-8422	526	459-3273	26
	188		211	458-8423	526	459-3274	43
447-2158	55	449-2462	179	458-8424	526	459-3276	116
447-2160	211		211	458-8425	526	459-3277	60
447-2161	11	449-2463	211	458-8426	526		62
447-2162	32	449-2464	211	458-8876	516		63
447-2165	111	449-2468	120	458-8877	516	459-3279	53
447-2167	117	449-2470	35	458-8885	514	459-3280	28
447-2176	211	449-2471	35	458-8886	514	459-3281	60
447-2179	25	449-2473	16	459-0425	226		62
	29	449-3147	136	459-1932	83	459-3282	28
	211	450-0122	19		85	459-3283	62
447-2180	211	450-0125	211	459-1949	71	459-3284	116
447-2181	211	450-0126	211	459-1953	388	459-3285	31
447-2183	81	450-0127	211		389	459-3286	31
447-2184	211	450-0320	366	459-1954	388	459-3288	37
447-2187	110	450-0321	366		389	459-3290	37
447-2188	120	450-4786	40	459-1977	539	459-3294	104

PART NUMBER INDEX

Part	Page	Part	Page	Part	Page	Part	Page
459-3297	11	459-8894	389	468-5336	519		490
459-3299	123	459-8895	389	468-5337	517	473-4942	456
459-3300	249	459-8902	112	471-2121	4		▶482
459-3303	178		114		239	473-4944	453
459-3304	234	459-8911	539	471-5583	512		▶456
459-3305	234		540	471-6019	1	473-4946	483
459-3306	64	459-8912	38		2	473-4949	481
459-3308	44		306		▶512	473-4953	193
459-3311	60	459-9521	112	471-6024	512	473-4956	193
459-3313	116		114	471-6025	512	473-4957	193
459-3315	31	459-9629	142	471-6032	392	473-4960	516
459-3318	56		144	471-6093	544	473-6297	426
459-3319	60	459-9780	543	471-6094	459	473-6822	286
459-3320	41		545		460		469
459-3322	107	459-9782	543		461		481
459-3323	43		545		462		534
459-3324	63	459-9783	543		▶544	473-6830	532
459-3325	46		545	471-6105	502	473-6841	534
459-3329	180	459-9785	379	471-6106	545	473-6842	534
459-3332	66	459-9786	379	471-6107	▶545	473-6930	457
459-3334	47	459-9787	379	471-6121	460		532
459-3336	77	459-9788	379		▶502	473-6954	548
459-3339	78	459-9789	379	471-6125	469		551
459-3345	217	459-9790	379	471-6156	546		554
	227	459-9791	379	471-6158	459		558
459-3352	66	459-9793	379		460		562
459-3497	137	459-9795	379		461	473-6955	548
459-3499	134	459-9796	379		462		551
459-3500	134	459-9807	379		▶546		554
459-3502	137	460-0320	520	471-6160	479		558
459-3503	137		▶526	471-6162	261		562
459-3504	137		530	471-6671	534	473-6966	539
459-3505	137	460-0321	520		537		540
	138		530		538	473-6967	534
459-3506	137	460-0391	379	471-6672	469	473-6968	534
	138	460-0997	379	471-9523	▶261	473-6971	534
459-3508	137	460-1003	110	471-9527	261	473-6973	254
	138	460-2115	313	472-0940	▶479	473-6974	534
459-3509	137		▶314	472-2141	147	473-6976	254
	138	460-2117	313	472-2142	147	473-6977	534
459-3542	389	460-2707	134		148	473-6983	534
459-3609	482		135	472-2144	147	473-6985	534
	483		138		148	473-6986	534
459-3673	238	460-2867	548	472-2145	146	473-7034	534
459-3693	198		558		▶147	473-7168	540
459-4165	120		562	472-5352	121	473-7169	540
459-4166	120	460-4116	134	472-7793	467	473-7230	207
459-4167	116		135	472-7833	196		209
459-4168	120		136		198		532
459-4171	120		137	472-7843	177	473-7236	296
459-4176	19		138	472-7844	177	473-7237	296
459-4177	53	460-4126	534	472-7846	294	473-7238	296
459-4178	43	461-3100	321	472-7847	294	473-7632	162
459-4182	60	461-5690	138	473-0008	202		▶170
459-4183	60	462-5368	293	473-0009	202	473-7633	164
459-4200	132	463-1675	▶438	473-0029	565		170
459-4201	61	463-2071	522	473-1593	299	473-7634	164
459-4202	116		523	473-1595	296		170
459-4205	92	463-2072	522	473-1597	296	473-7651	367
459-4310	389		523	473-2084	▶484	473-7652	367
459-5188	534	463-5618	276		490	473-7653	367
459-5371	534		362	473-2085	456	473-7701	181
459-6115	426	464-3394	326		490		182
459-6891	334		329	473-2086	195	473-7750	161
459-6914	307	464-9497	219		456		▶164
459-6915	307	466-2670	256		490	473-8155	155
459-6916	307	466-4177	110	473-2087	201		156
459-7645	544		112		456		157
459-7674	256		114		490		158
459-8801	204	466-8177	452	473-2088	456	473-8156	155
459-8862	453	466-8312	▶321		490		156
459-8886	259		423	473-2650	482		157
	306	468-5334	517		490		158
459-8888	388	468-5335	517	473-2651	482	473-8503	276

PART NUMBER INDEX

Part	Page	Part	Page	Part	Page	Part	Page
473-8717	201	474-6092	511	477-0674	125		551
	453		513	477-0897	538		554
	483	474-6095	514	477-0968	186		558
473-8729	475	474-6096	514	477-1106	332		562
	541	474-6097	514	477-1410	321	481-1052	207
473-8730	541	474-7170	165	477-1413	321		209
473-8731	541		166	477-1415	321	481-3085	72
473-8799	472	474-7179	258	477-1417	321		73
473-8879	463	474-9043	459	477-1419	321	481-3653	299
	475		460	477-1420	321	481-3654	299
473-8881	472		461	477-1422	321	481-3658	299
473-8903	475		462	477-1495	321	481-6649	368
473-8905	472		503	477-1688	217	481-6650	368
473-8906	475	474-9044	503	477-1735	217	481-8415	235
473-8907	472	474-9674	129		227	482-1147	453
473-8911	472		204	477-1801	151	482-4975	308
473-8917	463	474-9787	536		153	483-1385	215
473-8920	463	474-9789	534	477-2612	548	483-2995	288
473-8933	463	474-9790	534		558	483-9533	443
473-8956	276	474-9797	534		562	484-1473	534
	292	474-9802	125	477-2614	467	484-1475	534
473-8964	281		127	477-2616	467	484-1477	193
473-9270	160		128	477-2618	467	484-1870	300
	201	474-9852	204	477-3267	196	484-2921	207
	453	474-9855	204	477-4116	288		209
	457	474-9856	254	477-5548	429	484-5235	569
	483		534	477-5891	534	484-5239	571
473-9271	368	474-9857	532	477-5914	534	484-5240	570
473-9371	204	474-9859	534	478-2095	86	484-6062	323
473-9375	472	474-9860	534		87	484-6064	323
473-9385	517	474-9861	254	478-5100	548	484-6065	323
473-9386	181	474-9863	254		551	484-6067	419
	182	474-9864	254		554	484-8312	482
	517	474-9865	254		558		486
473-9387	517	474-9866	254		562	484-8313	484
473-9388	517	474-9867	254	478-5125	124		486
473-9410	463	475-0755	534	478-5127	202	484-8314	484
473-9411	463	475-9070	315	478-5135	129		486
473-9471	463		415	478-5136	129	484-8315	486
	517	476-0031	321	478-5142	129		489
474-0141	417	476-0104	321	478-5143	129	484-8316	484
474-0144	385	476-0697	1	478-5144	129		486
474-0147	386		2	478-5159	49	484-8317	484
474-1421	321		477	478-6573	323		486
474-1502	492	476-0698	477	478-6580	323	484-8318	484
474-2467	305	476-0760	504	478-6917	288		486
474-2534	404		507	478-7684	134	484-8319	484
474-3810	453	476-5206	97	479-0237	419		486
	465	476-5226	513	479-0239	398	484-8321	486
474-4083	453	476-5237	513	479-5954	465	484-8323	484
474-4084	453	476-5238	513	479-5955	465		486
474-4085	453	476-6686	145	479-9423	415	484-8324	484
474-4086	453		478	479-9424	415		486
474-4112	139	476-7795	520	479-9425	415	484-8325	484
	453	476-7798	520	479-9426	415		486
474-4115	453	476-8924	459	480-5397	298	484-8326	486
474-4148	202		460	480-5398	298	484-8327	484
474-4149	124		461	480-5399	298		486
	202		462	480-5400	298	484-8328	484
474-4156	465		516	480-5401	298		486
474-4157	465	476-8930	521	480-6174	298	484-8330	484
474-4891	202	476-8931	521	480-7030	160		486
474-6053	514		528	480-7035	160	484-8331	484
474-6061	511	476-9090	478	480-7044	160		486
474-6062	511	476-9091	478		171	484-8332	484
474-6063	511	476-9092	478		172		486
474-6067	202	476-9093	478	480-7425	298	484-8333	484
474-6081	468	476-9801	141	480-9044	298		486
474-6083	146		144	480-9877	548	484-8334	484
	148	477-0021	133		551		486
474-6084	148		202		554	484-8335	486
474-6089	511	477-0655	204		558	484-8336	486
474-6090	511	477-0667	514		562	484-8337	484
474-6091	511	477-0671	125	480-9880	548		486

PART NUMBER INDEX

Part	Page	Part	Page	Part	Page	Part	Page
484-8338	484	489-4104	532		▶361	492-2928	▶71
	486	489-6014	141	492-2092	▶324		71
484-8339	486	489-6015	141		325	492-2929	6
484-8340	484	489-6016	141	492-2093	324		7
	486	489-6017	141	492-2094	▶325		▶17
484-8341	486	489-6018	141		▶372	492-2930	17
484-8342	486	489-6019	141	492-2095	372	492-2931	17
484-8343	486	489-6020	141		▶379	492-2932	235
484-8344	486	489-6021	141	492-2096	372	492-2933	235
484-8345	484	490-6358	386	492-2097	372	492-2934	237
	486	490-6359	386	492-2098	372		▶301
484-8346	486	490-6360	386	492-2099	372	492-2935	301
484-8348	486	490-6361	386	492-2100	325	492-2936	237
484-8350	484	490-6362	386		▶371		▶238
	486	490-6363	386	492-2101	371	492-2937	▶201
484-8351	489	490-6364	386	492-2102	145		459
484-8352	489	490-6365	386	492-2103	361		460
484-8353	489	490-6366	386		▶362		461
484-8354	489	490-6367	386	492-2104	362		462
484-8355	489	490-6368	386	492-2105	383	492-2938	▶245
484-8356	489	490-6369	386		▶388	492-2939	241
484-8357	489	490-6370	386	492-2108	388		242
484-9138	484	490-6371	386	492-2109	388		243
	486	490-6372	386		389		244
484-9139	484	490-6373	386	492-2110	388	492-2940	▶241
	486	491-0615	514	492-2111	383		245
484-9140	484	491-9892	▶574		▶389	492-2941	238
	486	491-9893	▶399	492-2112	389		▶365
484-9149	484	492-0705	332	492-2113	389	492-2942	365
	486	492-0714	332	492-2114	389		▶366
484-9150	484	492-0715	332	492-2115	389	492-2943	365
	486	492-0717	332	492-2116	▶334	492-2944	201
485-1683	459	492-0748	1		383	492-2956	235
	461		2	492-2118	334	492-2957	235
	▶483		▶195	492-2119	334	492-2959	235
485-1684	483	492-0749	195	492-2120	334	492-3116	▶88
	▶490	492-0750	195	492-2121	334		89
485-2934	375	492-0751	195	492-2122	▶200	492-3200	▶235
485-2943	375	492-0799	504		384		237
485-7240	▶439		507	492-2123	334	492-3222	▶242
486-0527	▶420	492-0801	507	492-2124	334		245
486-0529	▶447	492-1510	258	492-2126	200	492-3918	▶246
486-2363	72	492-1511	258	492-2128	184	492-3919	▶243
486-4417	▶299	492-1512	258	492-2129	▶184		246
	459	492-1513	258		384	492-3920	▶244
	460	492-1514	258	492-2130	184		246
	461	492-1515	348	492-2131	184	492-3921	243
	462	492-1516	348	492-2132	▶183		244
486-4419	▶298	492-1517	348		384	492-3922	▶338
	299	492-1518	348	492-2133	183	492-3923	338
486-9886	548	492-2077	332	492-2134	183	492-3924	338
	551	492-2078	332	492-2135	183		339
	558	492-2079	332	492-2136	237		341
	562	492-2081	332		▶239		343
486-9887	548	492-2082	332	492-2137	239	492-3925	▶339
	551	492-2083	332	492-2138	6	492-3926	453
	554	492-2084	332		7		▶495
	558	492-2085	1		▶57	492-3927	495
	562		▶507	492-2139	57	492-3928	495
486-9888	548	492-2086	1	492-2140	6	492-3929	495
	554		2		▶8	492-3930	499
486-9892	554		▶122	492-2141	6	492-3931	499
487-3912	459	492-2087	3		7	492-3932	499
	460		▶145		▶348	492-3933	460
	461		566	492-2142	348		462
	462		567	492-2143	348		▶469
	▶467		568	492-2145	348	492-3934	469
487-3923	186	492-2088	1	492-2443	235	492-3935	469
487-4976	165		2	492-2445	235	492-3936	469
	166		▶258	492-2921	88	492-3937	459
487-4977	165	492-2089	325	492-2925	88		461
	166		▶332	492-2926	88		▶468
488-9824	181	492-2090	332	492-2927	6	492-3938	468
	182	492-2091	325		7	492-3939	468

PART NUMBER INDEX

Part	Page	Part	Page	Part	Page	Part	Page
492-3940	▶198		285		▶306	494-9550	204
492-3941	469	492-6756	241	494-2029	236	494-9551	204
492-4839	▶196		242	494-2030	360	494-9555	121
492-4842	173	492-6757	241	494-2031	215	494-9556	291
	▶471		242	494-2032	253	494-9557	291
492-4843	471		243	494-2033	476	494-9558	291
492-4846	▶352		244	494-2034	1	494-9559	291
492-4847	352	492-7348	499		2	494-9561	325
492-4848	▶354	493-0086	459		▶305		▶350
492-4849	354		460	494-2035	305	494-9563	350
492-4850	354		▶499	494-2037	305	494-9663	294
492-4851	352	493-0087	499	494-2038	305	494-9664	294
	354	493-0088	499	494-2040	305	494-9665	356
492-4852	354	493-0091	499		▶311	494-9666	356
492-4853	352	493-0092	499	494-2060	▶236	494-9667	356
	354	493-0093	499		237	494-9758	121
492-4854	352	493-0094	499	494-2066	253	494-9759	350
	354	493-1082	▶2		282	494-9760	350
492-4855	352	493-1083	▶2	494-2069	253	494-9761	350
	354	493-1108	▶292		282	494-9779	294
492-4856	352		325	494-2070	282	494-9785	294
	354	493-1109	292	494-2071	476	494-9789	351
492-4857	352		▶293	494-2072	476	494-9791	351
	354	493-1110	▶202	494-2327	253	494-9792	294
492-4858	352		459		282	494-9793	393
	354		460	494-2334	282	494-9794	393
492-4859	354		461	494-2341	476	494-9795	393
492-4861	▶522		462	494-2342	476	494-9797	393
492-4862	522	493-1111	▶134	494-2350	1	494-9799	1
	523		202		▶253		2
492-4863	5	493-1118	262	494-3645	236		▶121
	▶93		▶267		▶360	494-9804	294
492-4864	93	493-1119	262	494-3646	360	495-0013	356
492-4865	▶94		▶270	494-3647	360	495-0019	356
	285	493-1120	270	494-3648	▶214	495-0020	▶291
492-4866	94		271		237		325
492-4867	▶255		272	494-3651	▶215	495-0021	356
	262		273		237	495-0022	356
	263		275	494-3654	2	495-0023	▶383
492-4869	213	493-1121	262		▶259		384
492-4870	352		▶271	494-3683	▶288	495-0024	356
	354	493-1123	262		325	495-0025	356
492-4875	352		▶272	494-3691	288	495-0027	▶307
	354	493-1124	263	494-3701	288		384
492-4896	320		▶273	494-3703	289	495-0028	307
	352	493-1125	273	494-3705	1	495-0029	307
492-4927	352	493-1126	263		2	495-0030	▶318
	354		▶274		▶476		320
492-4991	508	493-1221	364	494-3706	476	495-0031	307
	509	493-1292	263	494-3707	305	495-0032	▶308
492-4992	181		▶275	494-3708	305		384
492-4998	390	493-1296	364	494-3709	305	495-0033	308
492-4999	390	493-1300	6	494-3719	259	495-0034	308
492-5000	390		7	494-3733	259		▶323
492-5067	247		▶364	494-3734	259	495-0035	6
492-5068	247	493-5720	134	494-3736	288		7
492-5069	392	493-5721	134	494-3737	288		▶73
492-5074	255	493-5892	135	494-3738	288	495-0036	6
492-5084	▶508	494-0157	537	494-3739	288		▶95
492-5085	▶509	494-0158	457	494-3740	289	495-0037	95
492-5086	▶181	494-0160	534	494-3741	289	495-0038	95
492-5087	1	494-1901	391	494-3742	289	495-0039	95
	2	494-1902	391	494-8824	204	495-0041	95
	▶390	494-1903	1	494-9037	204		97
			2	494-9192	▶135	495-0042	95
492-5088	▶247		▶391		204		97
492-5089	247	494-1909	306	494-9257	▶136	495-0043	95
492-5090	▶547		▶316		204	495-0044	95
492-5091	▶392		306	494-9311	204	495-0045	95
	568	494-1910	306	494-9547	204	495-0046	95
492-5092	7	494-1911	306	494-9548	204	495-0047	6
492-5093	461	494-1912	306	494-9549	1		▶89
	▶497		393		2	495-0048	89
492-5100	5	494-1913	1		▶204	495-0049	89
	▶213		2				

PART NUMBER INDEX

Part	Page	Part	Page	Part	Page	Part	Page
495-0050	89	495-2272	207		171	495-4801	457
495-0051	89		209	495-3424	▶159	495-4802	▶12
495-0052	89	495-2273	207		171		457
	▶374		209		172	495-4803	12
495-0053	374	495-2274	207	495-3425	▶153	495-4804	12
495-0054	374		209		172	495-4805	12
495-0058	83	495-2275	207	495-3426	459	495-4806	12
495-0059	83		209		460	495-6116	326
	85	495-2276	207		461		329
495-0061	6		209		462	495-6117	6
	7	495-2277	▶137		▶539		7
	▶38		207	495-3427	539		▶68
495-0062	38	495-2278	161		540	495-6118	326
495-0063	38		162	495-3428	539		329
495-0064	38		▶163		540	495-6119	68
495-0065	38	495-2329	85	495-3730	▶172	495-6120	68
495-0066	2	495-2331	7	495-3732	▶176	495-6121	68
	▶282		▶85	495-3733	176	495-6122	68
495-0067	282	495-2441	3		▶186	495-6123	68
495-0068	121		▶548	495-3734	459		▶70
495-0069	384		566		460	495-6125	326
	▶393	495-2442	3		461		329
495-0070	1		▶551		462	495-6126	326
	2		567		▶481		329
	▶492	495-2446	548	495-3735	481	495-6127	326
495-0071	▶294		558	495-3736	481		329
	325		562	495-4512	537	495-6128	326
495-0106	▶300	495-2470	▶262	495-4514	537		329
	325	495-2471	▶262	495-4594	▶193	495-6129	329
495-1402	325	495-2472	▶262		459	495-6130	7
	▶356	495-2473	▶262		460		▶86
495-1404	356	495-2474	▶263		461	495-6131	86
495-1405	356	495-2475	▶263		462		87
495-1406	325	495-2476	▶263	495-4595	193	495-6132	86
	▶351	495-3013	162		197		87
495-1408	351	495-3014	▶161	495-4596	193	495-6133	86
495-1409	351	495-3015	▶162	495-4597	193		87
495-1910	▶1	495-3016	426	495-4598	193	495-6134	86
	2		429	495-4599	193	495-6135	459
495-1911	▶2	495-3017	429		326		460
		495-3018	426		329		461
			429	495-4600	193		462
495-1912	2		429	495-4601	193		▶472
	▶325	495-3019	▶429	495-4602	193	495-6136	472
495-1913	2		430	495-4603	193	495-6138	472
	▶384	495-3020	426	495-4604	193	495-6139	472
495-1914	2		430	495-4605	193		▶475
	▶237	495-3021	426	495-4669	68	495-6140	475
495-1982	▶296	495-3022	426	495-4670	68	495-6141	475
	325	495-3023	426	495-4671	68	495-6142	475
495-1984	296		430	495-4672	68	495-6146	472
495-1985	296	495-3024	426	495-4673	68	495-6147	472
495-1986	296		430	495-4674	68	495-6148	472
495-1988	296	495-3025	426	495-4675	68	495-6202	▶534
495-1989	296		430	495-4683	59		536
495-1996	296	495-3026	▶426	495-4702	6	495-6203	534
495-2029	6		428		7	495-6204	534
	▶83	495-3030	▶554		▶281	495-6205	534
495-2033	472		567	495-4703	281	495-6206	▶457
495-2042	472		568	495-4704	281		534
495-2043	472	495-3031	▶558	495-4705	6	495-6207	457
495-2093	367		568		7	495-6208	457
	▶368	495-3033	▶562		▶209	495-6209	459
495-2094	368		568	495-4706	209		460
495-2095	368	495-3047	▶140	495-4707	▶138		461
495-2096	368		163		209		462
495-2181	368		167	495-4708	209		▶536
495-2187	368	495-3413	153	495-4709	428	495-6210	459
495-2192	368	495-3415	151		▶430		460
495-2250	325		153	495-4791	457		461
	▶367	495-3416	151	495-4792	457		462
495-2268	367		153	495-4796	457		▶463
495-2269	7	495-3417	153	495-4799	457	495-6211	463
	▶207	495-3418	153	495-4800	457	495-6212	463
495-2270	207	495-3420	▶171				
	209	495-3423	▶151				

PART NUMBER INDEX

Part	Page	Part	Page	Part	Page	Part	Page
495-6213	463	495-7666	97	499-4254	137	502-1237	▶407
495-6218	252	495-7692	177		138	502-3075	511
495-6228	12	495-7693	453	499-4951	459	502-3551	▶459
	457	495-7694	453		460	502-3552	▶460
495-6230	457	495-7695	453		461	502-3553	▶461
495-6240	536	495-7696	256		462	502-3554	▶462
	▶537	495-7697	256		▶514	502-3578	▶173
495-6242	326	495-7698	256	499-4952	514	502-5394	125
	329	495-7760	256	499-4953	514	503-0261	▶400
495-6245	326	495-7761	256	499-5045	125	503-0262	▶401
	328	495-7763	256	499-5046	125	503-0263	▶402
	329	495-7764	256	499-5901	127	503-1112	362
495-6347	279	495-7766	256	499-5903	▶127	503-1675	461
495-6348	59	495-7770	97	499-5904	127		462
495-6349	59	495-7771	97		128		▶543
495-6350	59	495-7772	7	499-5905	6	503-1676	543
	59		▶97		7	503-1677	1
495-6357	279	495-8706	341		▶378		2
495-7581	326	495-8722	164				▶565
	329	495-8723	164			503-1678	565
495-7582	326	496-8264	456			503-1679	565
495-7583	326	496-8303	504			503-1680	565
	329	497-5476	193			503-1681	6
	▶377	497-6388	465				7
495-7584	▶326	497-6389	465				▶49
495-7585	326	497-6391	465			503-1682	49
495-7586	▶328	497-6972	▶194			503-1683	49
495-7587	328					503-1690	▶523
495-7588	328					503-1691	▶530
495-7589	237					503-1693	530
	▶284					503-1699	▶248
495-7590	284	497-6973	194				459
495-7591	6	497-7205	465				461
	7	497-7206	465			503-1700	248
	▶59	497-7207	465			503-4967	6
495-7592	87	497-7208	465				▶112
495-7593	256	497-8539	286			503-5002	259
	▶279	497-8541	286			503-5065	▶6
495-7594	6	497-8542	286			503-6003	▶573
	7	497-8800	472			503-6894	112
	▶40	497-9587	1				114
495-7595	40		▶538			503-6895	114
495-7596	40	497-9588	538			503-6896	7
495-7597	40	497-9640	218				▶114
495-7600	341	497-9662	375			503-7083	▶165
	343	497-9663	375			503-7085	▶166
495-7633	40	497-9666	375			503-7086	161
495-7639	6	497-9833	375			503-7087	161
	▶87	497-9903	375				162
495-7644	▶329	497-9906	375			503-7088	161
495-7645	279	497-9908	375				162
495-7646	459	497-9965	375			503-7089	167
	460	497-9966	375			503-7090	165
	461	497-9967	375				166
	462	498-1065	318				▶167
	▶532	498-1069	318			503-7091	168
495-7648	279	498-1070	318			503-7092	168
495-7649	532	498-1071	318			503-7093	165
495-7650	532	498-1076	318				▶168
495-7651	▶341	498-1077	318			503-7260	166
495-7652	▶343	498-1078	318				▶169
495-7653	341	498-1079	318			503-7262	167
	343	498-1080	318				168
495-7654	▶453	498-1081	318				169
	460	498-1483	366			503-7266	169
	462	498-2950	218			503-7267	168
495-7655	256		227				169
495-7658	▶540	498-6430	▶412			503-7268	168
495-7659	▶177	498-8986	316				169
495-7661	6	498-8987	316			503-7488	447
	7	498-8988	316			504-1305	300
	▶256	498-8990	316			504-1306	151
495-7662	97	498-8991	316			504-1307	151
495-7663	97	499-2184	216			504-1308	151

5

PART NUMBER INDEX

Part	Page	Part	Page	Part	Page	Part	Page
504-1309	159	505-7385	459	508-9850	218	509-7198	268
504-1310	159		461	508-9851	218	509-7199	268
504-1311	207		462	508-9852	218	509-7200	268
	209		▶510	509-0364	▶285	509-7201	268
504-1312	207	505-7386	510	509-0379	▶263	510-1175	393
	209	505-7387	510	509-0714	218	510-1177	259
504-2941	207	505-7476	459	509-0715	218	510-1178	259
	209		461	509-0717	218	510-1248	374
504-5534	286		462	509-0719	218	510-1249	374
504-5535	286		▶480	509-0721	218	510-3628	209
504-5709	447	505-7629	▶190	509-0724	219	510-5662	437
504-5710	447		514	509-0733	219	510-5890	412
504-5711	447	505-7678	190	509-0746	219	510-6615	323
504-5712	447	505-8341	190	509-0759	219	510-6616	323
504-5713	447	505-8342	190	509-0761	219	510-6617	323
504-5714	447	505-8348	420	509-0762	219	510-6618	323
504-5715	447	505-8350	420	509-0814	219	510-6619	323
504-5716	447	505-8509	▶142	509-0815	219	510-6985	323
504-5717	447	505-8510	142	509-0816	219	510-7706	311
504-5718	447		144	509-0817	219	510-7707	311
504-8151	226	505-8511	142	509-0819	219	510-7708	311
504-8152	216		144	509-0820	219	510-7710	311
	226	505-8512	142	509-0821	219	510-7714	311
504-8153	216		144	509-3122	219	510-7767	311
	226	505-8513	142	509-3137	219	510-8425	70
504-8154	226		144	509-3138	219	510-8426	70
504-8155	216	505-8514	144	509-3139	219	510-8427	70
	226	505-9344	▶144	509-3140	219	510-8428	70
504-8156	226	506-0542	253	509-3153	219	510-8429	70
504-8157	226	506-0543	253	509-3154	219	510-8430	70
504-8158	216	506-2061	▶7	509-3155	219	510-8431	70
	226	506-3892	134	509-3156	219	511-5835	377
504-8159	216	506-3893	134	509-3159	219	511-5836	377
	226	506-3894	134	509-3160	219	511-5837	377
504-8160	217	506-3898	135	509-3163	219	511-5864	377
	227	506-3983	279	509-3164	216	511-5865	377
504-8161	227	506-5129	354	509-3165	217	511-5944	379
504-8162	217	506-6194	307		227	511-6045	379
	227		▶320	509-3166	217	511-7665	293
504-8163	217	507-3153	245	509-3167	217	511-7666	293
	227		246	509-3168	217	511-8394	382
504-9485	218	507-8155	▶3	509-3169	217	511-8395	382
	227	507-8156	▶566	509-3170	218	511-8396	382
504-9486	218	507-8157	▶566	509-3171	218	511-8397	382
	227	507-8158	▶566	509-3172	218	511-8398	382
504-9659	118	507-8159	▶566	509-3173	218	511-8399	382
505-0886	▶252	507-8160	▶567	509-3174	218	511-8412	219
	262	507-8161	▶567	509-3175	218	511-8413	218
	263	507-8184	▶5	509-3176	218	511-8416	218
505-0887	252	507-8185	▶5	509-3177	219	511-8428	218
505-0896	291	507-8186	▶285	509-5860	216	511-8641	218
505-0897	1	507-8187	▶285	509-5861	216	512-0429	457
	2	507-8367	▶567	509-5862	216	512-6791	406
	▶504	507-8368	▶567	509-5863	216		407
505-0898	▶182	507-8389	▶3	509-5864	216	512-6792	407
505-0899	182	507-8390	▶568	509-5865	216	512-6793	406
505-0902	6	507-8391	▶568	509-5866	216		407
	7	508-2565	358	509-5869	216	512-6794	406
	▶286	508-2566	358	509-5870	216		407
505-0905	286	508-2567	358	509-5871	216	512-6795	405
505-1112	286	508-2568	358	509-5872	216		406
505-5023	288	508-2598	370	509-6096	478		407
505-5024	289	508-2599	370	509-7186	268	512-6796	405
505-5025	289	508-2600	370	509-7187	268		406
505-5026	289	508-2601	285	509-7188	268		407
505-5028	289		▶370	509-7189	268	512-6797	405
505-5409	323	508-2602	285	509-7190	268		406
505-6012	218		▶358	509-7191	268		407
	227	508-2604	358	509-7192	268	512-6798	407
505-6190	▶428	508-6918	▶146	509-7193	268	512-6799	407
505-6192	▶428	508-6919	▶146	509-7194	268	512-6800	405
505-7337	6	508-8059	514	509-7195	268		406
	7	508-9845	216	509-7196	268		407
	▶48	508-9849	218	509-7197	268	512-6801	405

PART NUMBER INDEX

Part	Page	Part	Page	Part	Page	Part	Page
	406	516-1385	91	516-2473	199		▶41
	407	516-1387	104	516-2476	74	516-7776	9
512-6802	405	516-1388	14	516-2477	103		▶20
	406	516-1394	79	516-2479	103	516-7792	9
	407	516-1398	81	516-2481	103		▶43
512-8037	405		99	516-2482	75	516-7808	9
512-8081	406	516-1399	107	516-2483	103		▶44
512-9987	112	516-1401	62	516-2489	103	516-7813	8
512-9988	112	516-1402	81	516-2490	34		▶234
513-0906	390	516-1407	106		36	516-7833	8
513-2327	86	516-1408	81	516-2491	35		▶11
	87	516-1410	123	516-2492	22	516-7857	8
513-2328	86	516-1411	123	516-2494	211		▶32
	87	516-1412	10	516-2495	103	516-7858	9
513-3136	472	516-1413	10	516-2496	66		▶52
	▶541	516-1416	81	516-2497	111	516-7895	9
513-3137	541	516-1434	81	516-2498	103		▶53
513-3138	541		99	516-2536	180	516-7899	9
513-3139	541	516-1487	10	516-2538	107		▶21
513-3140	541	516-1500	81	516-2540	10	516-7900	8
513-3141	541		99	516-2543	108		▶31
513-7370	444	516-1502	28	516-2544	108	516-7905	8
513-7371	444	516-1505	81	516-2803	117		▶109
513-7375	444		99	516-2822	117	516-7906	9
513-7376	444		199	516-3577	81		▶120
513-7379	444	516-1509	24		▶99	516-7911	9
513-7380	444	516-1551	25	516-3623	108		▶56
513-7913	472		29	516-3626	107	516-7979	9
513-8862	538	516-1552	81	516-3627	108		▶104
515-2777	534	516-1555	25	516-3629	108	516-7980	8
515-8220	528	516-1557	81	516-3689	90		▶58
515-8262	531	516-1559	25	516-3709	18	516-8004	8
515-8263	531	516-1560	25	516-3731	50		▶131
515-8400	528	516-1561	25	516-3770	55	516-8007	9
	▶531	516-1564	91	516-3788	▶117		▶54
515-9802	296	516-1579	15		119	516-8018	9
515-9803	296	516-1580	211	516-4288	214		▶119
515-9909	472	516-1581	211		▶226	516-8029	9
516-0450	90	516-1582	211	516-4289	215		▶45
516-0473	50	516-1599	189		▶216	516-8032	8
516-0479	51	516-1601	211	516-4300	52		▶60
516-0499	51	516-1602	211	516-4301	54	516-8040	9
516-0519	42	516-1603	211	516-4392	109		▶64
516-0523	43	516-1624	107	516-4417	81	516-8080	8
516-0539	43	516-1631	107	516-4428	81		▶111
516-0545	50	516-1634	211		99	516-8087	9
516-0549	50	516-1641	62	516-4465	81		▶91
516-0553	43	516-1644	211		99	516-8104	9
516-0604	43	516-1645	211	516-4504	123		▶65
516-0616	56	516-1646	189	516-5045	189	516-8107	8
516-0618	56	516-1670	25	516-5060	15		▶110
516-0619	56	516-2122	180	516-5097	211	516-8112	8
516-0622	109	516-2133	179	516-5218	80		▶33
516-0623	109	516-2134	179		▶107	516-8128	9
516-0625	302	516-2135	179	516-5839	501		▶116
516-0653	117	516-2136	179	516-6694	199	516-8129	9
516-0666	104	516-2137	179	516-6696	102		▶189
516-0678	104	516-2138	179		▶108	516-8636	8
516-0685	104	516-2139	179	516-6706	105		▶23
516-0687	117	516-2144	180	516-6709	103	516-8637	8
516-0688	117	516-2146	179	516-6711	21		▶24
516-0689	117	516-2345	199	516-6800	9	516-8650	8
516-0690	117	516-2405	199		▶90		▶25
516-0727	92	516-2407	178	516-6889	8	516-8675	8
516-1333	131		188		▶18		▶302
516-1343	45	516-2409	37	516-6927	8	516-8677	8
516-1375	117	516-2423	76		▶50		▶211
516-1376	66	516-2424	199	516-6932	8	516-8718	9
516-1379	116	516-2425	501		▶51		▶92
516-1380	81	516-2426	199	516-6959	9	516-8720	9
516-1381	81	516-2427	108		▶42		▶179
516-1382	81	516-2441	199	516-6962	8	516-8732	8
516-1383	116	516-2442	105		▶47		▶132
516-1384	91	516-2446	199	516-6970	9	516-8734	9

PART NUMBER INDEX

Part	Page	Part	Page	Part	Page	Part	Page
	▶501	517-0059	9				
516-8735	9		▶22				
	▶46	517-0933	334				
516-8740	9	517-2737	19				
	▶67	517-2738	8				
516-8761	9		▶19				
	▶199	517-3301	9				
516-8763	8		▶118				
	▶61	517-3374	30				
516-8764	8	517-3375	8				
	▶74		▶30				
516-8768	8	517-3381	9				
	▶34		▶100				
516-8770	8	517-3382	9				
	▶81		▶101				
516-8881	8	517-3383	100				
	▶80	517-3384	101				
516-8885	8	517-6817	▶413				
	▶14	517-9145	▶146				
516-8901	9	517-9146	▶146				
	▶62	518-0033	390				
516-8934	9	518-0075	366				
	▶55	518-0627	354				
516-8940	9	518-0628	366				
	▶106	518-0703	354				
516-9307	9	518-2671	250				
	▶63	518-2672	251				
516-9310	8	518-2673	▶250				
	▶26	518-2674	▶251				
516-9331	8	518-2993	1				
	▶123		2				
516-9337	8		▶519				
	▶10	518-3803	517				
516-9341	8	518-5900	218				
	▶78	518-5901	218				
516-9346	8	519-1196	499				
	▶27	519-1198	499				
516-9348	8	519-1199	497				
	▶28	519-1200	497				
516-9350	8	519-3821	567				
	▶79		▶569				
516-9351	8	519-3822	567				
	▶29		▶570				
516-9352	8	519-3823	3				
	▶35		566				
516-9408	8		567				
	▶15		568				
516-9413	9		▶571				
	▶180	520-4327	354				
516-9414	9	520-6929	1				
	▶103		2				
516-9439	8		▶572				
	▶249	520-6931	572				
516-9440	8	521-1589	3				
	▶37		566				
516-9458	8		567				
	▶76		568				
516-9464	9	521-2726	▶128				
	▶102	521-2727	128				
516-9482	8	521-2736	567				
	▶16	521-2829	▶394				
516-9487	8	521-2831	394				
	▶75	521-2832	394				
516-9495	9	521-2833	394				
	▶105	521-5502	514				
516-9507	9	521-6487	520				
	▶178		521				
516-9510	9		522				
	▶188		523				
516-9520	77		530				
516-9565	8	521-8157	372				
	▶77	521-9123	292				
517-0034	8						
	▶36						

MEMORANDA



M0067954-00

TH306D Telehandler

TD21-UP