

VISIONLINK[®] PRODUCTIVITY

DISPATCH FOR LOADING



VISIONLINK® PRODUCTIVITY DISPATCH FOR LOADING

MAXIMIZE LOADING EFFICIENCY





Long wait times in the yard. Loading the wrong material. Over or under loading trucks. Any of these situations can slow down your operation, increase costs, and lower your profits.

Dispatch for Loading helps address all of these challenges with one end-to-end solution.



RIGHT PRODUCT. RIGHT AMOUNT. RIGHT TIME.

Dispatch for Loading delivers results for loading applications:

-  **REDUCE COSTS:** SAVE ON TIME, LABOR, AND FUEL COSTS.
-  **IMPROVE ACCURACY:** PRECISE PAYLOAD TARGETS ELIMINATES OVER AND UNDER LOADING.
-  **INCREASE OPERATOR EFFICIENCY:** FOR EACH TRUCK ONSITE, LOADER OPERATORS KNOW WHAT MATERIAL TO LOAD, HOW MUCH TO LOAD.
-  **ENHANCE COMMUNICATIONS:** AUTOMATE THE ASSIGNMENT OF THE LOADER'S LIST OF JOBS BY TRUCK, MATERIAL AND PAYLOAD.



DEEP INTEGRATION

SIMPLE TO USE WITH ZERO GUESSWORK

Dispatch for Loading is a module within VisionLink® Productivity that integrates with your scale house check-in software. It is an end-to-end solution that improves yard load out efficiency and drives down operating costs.

After trucks check in at the scale house, Dispatch for Loading provides the loader operator(s) a list of jobs by zone, truck ID, material, payload target, and truck time since check-in. Ensuring that the right truck is loaded with the right amount of material while minimizing loading times and avoiding zone backups. This results in increased loading accuracy and reduction of truck wait times by up to 15%.

The Dispatch for Loading dashboard is a web-based application that sends a complete overview of the yard operation to your mobile, tablet, or desktop device. It uses machine data transmitted to the web platform from the onboard Cat Product Link™ device. The dashboard provides managers an overview of truck activity and allows them to track day-to-day progress.

“
*It's great. It tells me
WHO YOU ARE
and
**WHAT YOU'RE
WANTING**
and
**HOW LONG YOU'VE
BEEN HERE...**
even if they're on the other
side of the yard.*

– George , Loader Operator

RIGHT PRODUCT

AVOID MATERIAL MISLOADS





DISPATCH FOR LOADING

HOW IT WORKS

1 CENTRALIZES SITE COMMUNICATION

- + Transmits truck ID, material, and payload data to loaders as trucks check into the yard.
- + Removes the need for error-prone communication such as hand signals or radios.

2 REDUCES TRUCK WAITING TIME

- + Lists trucks to load, the materials needed, and the target payloads to all loader operators.
- + Faster cycle times allow more trucks to pass through the yard daily, maximizing revenue opportunities.

3 HELPS INCREASE SAFETY

- + Eliminates the need for truck drivers to leave their vehicles while in the yard.
- + Avoid falls from exiting vehicles, being injured by another vehicle, or hit by falling materials.
- + Prevents overloading which creates unstable loads - Cat Payload technology.

4 IMPROVES EFFICIENCY

- + Provides a near real-time list of trucks in the yard waiting to be loaded.
- + Supports multiple loaders and loading zones.
- + Utilize daily reporting metrics to identify areas for improvement.

5 MAXIMIZES OPERATING PROFIT

- + Reduces truck time in yard due to incorrect payloads or materials.
- + Make data driven decisions to increase profitability and reduce costs.



YOU HAVE QUESTIONS

DISPATCH FOR LOADING HAS THE ANSWERS



⊕ HOW CAN I TELL WHICH TRUCKS ARE CURRENTLY IN THE YARD?

After trucks check in at the scale house, yard managers and wheel loader operators have an overview of what trucks are waiting to be loaded, their material needs, payload target, and how long they have been waiting.

⊕ HOW CAN I REDUCE UNDERLOADING AND OVERLOADING OF TRUCKS?

Loader operators can see the target payload by truck based on target weight, and verify they are getting the correct material.

⊕ HOW CAN I REDUCE TRUCK WAITING TIME ON SITE?

Dispatch for Loading delivers smoother yard operation by ensuring your wheel loaders are quickly assigned and loading into trucks as required, with accuracy and efficiency.

⊕ HOW CAN I MAXIMIZE MY LOADER OPERATOR EFFICIENCY?

Dispatch for Loading saves your performance data and can be used to identify training opportunities to increase operator efficiency.

WHAT CAN DISPATCH FOR LOADING DO FOR ME?



- + Increase yard efficiency
- + Improve site communications
- + Improve loadout accuracy



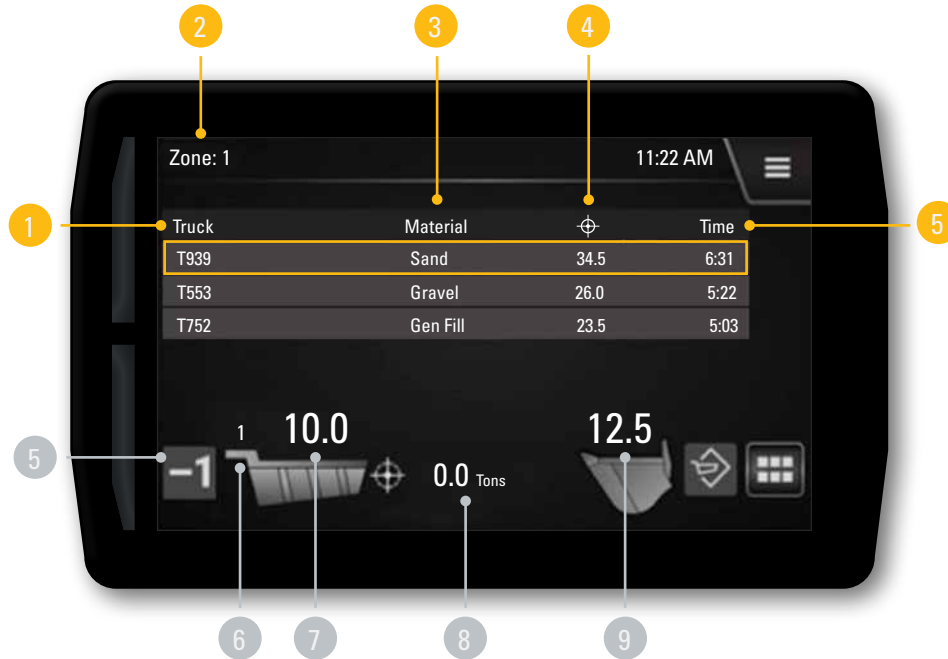
- + Reduce truck waiting times
- + Reduce safety concerns
- + Reduce operating costs

RIGHT AMOUNT

ELIMINATE UNDER OR OVERLOADING



WHEEL LOADER DISPLAY



Dispatch for Loading works with Advanced Payload to provide loader operators with all the details needed to load the correct truck with the right amount of material.

DISPATCH FOR LOADING MENU	
1	Truck ID - Helps the loader operator identify what truck they need to load.
2	Zone - Displays the specific loading area assigned to each truck within the yard.
3	Material ID - Lists the material required for the payload.
4	Target Payload - Displays the total material weight needed for the payload.
5	Time In Yard - Indications how long the truck has been in the yard waiting to be loaded.

PAYLOAD MENU	
5	Remove Last Pass/Clear Truck Button - Removes the last pass from the truck, or clears the truck if there was only one pass on the truck.
6	Pass Count - Indicates the number of passes in the truck.
7	Truck Weight - Displays the total weight of the material loaded into the truck.
8	Target Weight - Displays the remaining weight needed to achieve the target payload.
9	Bucket Weight - Displays the weight of material currently in the bucket.

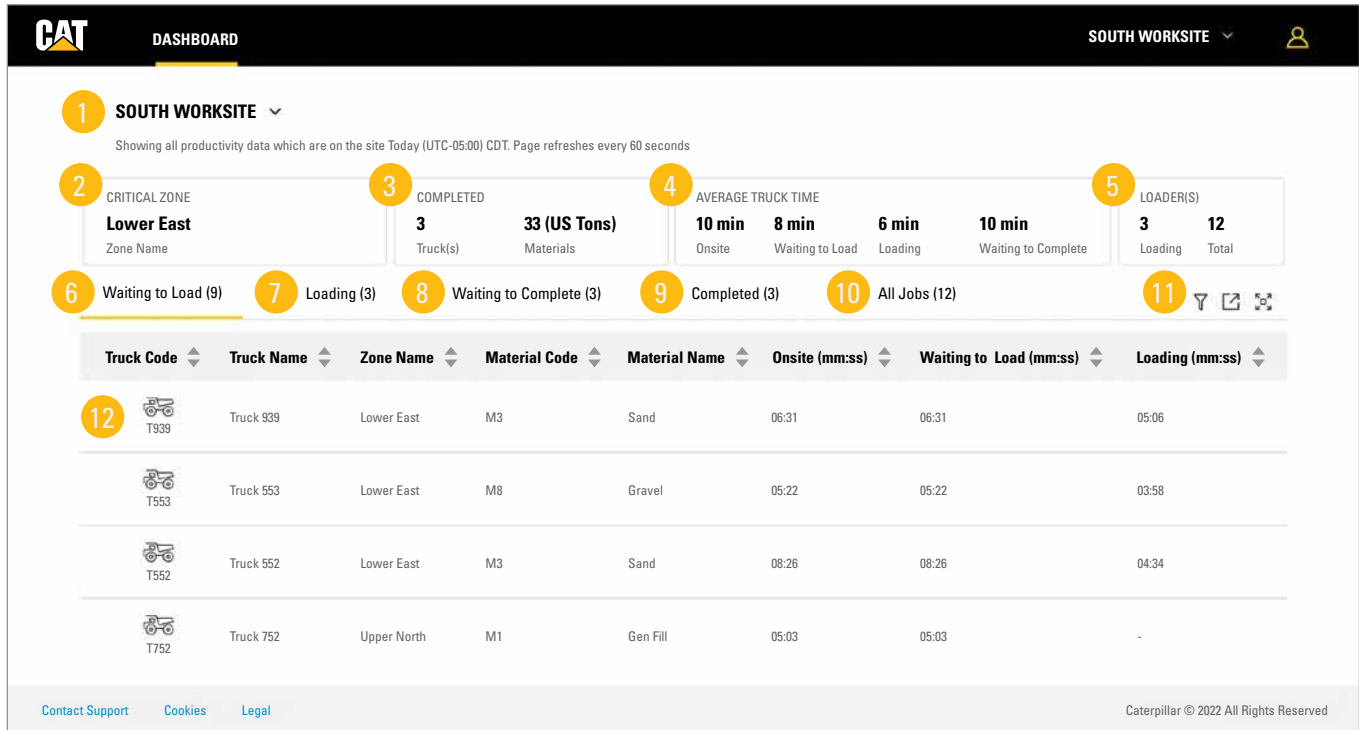


RIGHT TIME

MINIMIZE TRUCK WAITING AND LOADOUT CYCLE TIMES



MANAGER DASHBOARD



The cloud-based Dispatch for Loading dashboard provides an overview of daily operations, and allows users to monitor day-to-day progress based on key performance indicators.

1	Jobsite Name - The name of currently viewed Jobsite is displayed in the jobsite drop-down list. Click down arrow icon near jobsite drop-down list to view the desired jobsite details.
2	Critical Zone - The critical zone is derived based on the maximum number of waiting trucks/jobs available in the zone's loading and waiting to load stages.
3	Completed - The number of dispatched trucks from the selected jobsite for the current day.
4	Average Truck Time - Displays the time spent by trucks onsite, waiting to load, loading, and waiting to complete.
5	Loaders - The total number of loaders available at the jobsite, and active loaders currently loading.
6	Waiting to Load - The number of trucks waiting to be loaded at the jobsite.
7	Loading - The number of trucks currently being loaded at the jobsite.
8	Waiting to Complete - The number of trucks that have been loaded, but have not checked out at the scale house.
9	Completed - The number of trucks that have been loaded, and have checked out at the scale house.
10	All Jobs - Displays the summary of jobs available in waiting to load, loading, waiting to complete, and completed stages at the jobsite.
11	Filter by Column - Allows user to specify criteria for each of the columns to narrow down jobsite details.
12	Jobsite Detail - Provides a detailed breakdown by truck including: Truck Code, Truck Name, Zone Name, Material Code, Material Name, Onsite Time (mm:ss), Waiting to Load (mm:ss), Loading (mm:ss), Waiting to Complete (mm:ss), Loader Code, Truck In Time, Start Loading Date Time, Loaded Date Time, Done Date Time, Done Reason, Loader Pass Count, Target Material Weight (Tons) and Actual Material Weight (Tons).

REDUCE TIME. INCREASE CAPACITY. BOOST PROFITS.



HOW TO GET CONNECTED

To take advantage of Dispatch for Loading at your jobsite, contact your Cat dealer for more information regarding the technical requirements below:

HARDWARE:

- + Wheel loader equipped with Advanced Payload
- + Systems calibrated with latest software updates
- + Product Link™ telematics system (cellular/dual mode)

SOFTWARE:

- + Subscribed to VisionLink® and Dispatch for Loading (per machine)
- + Compatible scale house software with truck check in capability:
 - Command Alkon Apex 6 or newer (currently supported)
 - Other scale house software (middleware and/or API required)

DASHBOARD APPLICATION:

- + PC, tablet or mobile (Android & iOS)
- + Internet connection
- + Cat customer login credentials (CWS)
- + Machines subscribed in your customer account

*Dispatch for Loading availability may vary by region and model.
Consult your Cat dealer for details.*

CUSTOMER CASE STUDY:

 **15%**
↓ **REDUCTION IN
TRUCK WAIT
TIME ON SITE***

- + 41,000 TRUCKS PER YEAR
- + \$56 PROFIT PER TRUCK
- + 6,150 INCREASED CAPACITY

**\$344,400
MORE THROUGHPUT
PROFIT PER YEAR***

*Individual Results May Vary

For more complete information on Cat products, dealer services and industry solutions, visit us on the web at www.cat.com

TEKQ1628-03 (08-2024)
(N Am)

© 2024 Caterpillar. All Rights Reserved.

Materials and specifications are subject to change without notice. Featured machines in photos may include additional equipment. See your Cat dealer for available options.

CAT, CATERPILLAR, LET'S DO THE WORK, VisionLink, their respective logos, "Caterpillar Corporate Yellow," the "Power Edge" and Cat "Modern Hex" trade dress as well as corporate and product identity used herein, are trademarks of Caterpillar and may not be used without permission.

www.cat.com www.caterpillar.com

