

**GOVERNMENTAL**

2024 BUYERS' GUIDE

# SOLUTIONS

A CATERPILLAR PUBLICATION SERVING GOVERNMENTAL AGENCIES



**2024 BUYERS'**  
**GUIDE**

**CATERPILLAR®**



# MAKE THE WISE CHOICE



## CONSIDER OWNING AND OPERATING COSTS WHEN PURCHASING EQUIPMENT

When it comes to purchasing heavy equipment utilized in a wide range of construction and maintenance responsibilities, taxpayers expect that governmental agency managers will make sound purchase decisions.

Decision makers at many agencies have learned that an acquisition cost based solely on a low-bid initial purchase price is frequently not the most fiscally responsible method. A better approach: choose equipment that does the most work at the lowest total cost over a specified time period.

When you acquire Cat® equipment, you have assets that work harder, last longer, and are frequently more economical to own and operate than other brands, and are worth more when sold or traded in. Well-maintained Cat machines typically hold more value over time, and that adds up to a top-quality investment—one that delivers an excellent return and inspires taxpayer confidence.

### Spec with Confidence

Comparing products based on total ownership costs, rather than initial purchase price makes sound fiscal sense.

Caterpillar and our dealership make it easy for you to create an RFP that includes a Life Cycle Cost requirement.

Here's how:

- Download the Life Cycle Costing calculator & Scheduled Maintenance calculator using QR Code 1.
- Access the bid specifications using QR code 2.

1.



2.



- Edit bid specifications and the Scheduled Maintenance Calculation form to reflect your agency's unique requirements.
- Print and attach all forms to your standard RFP documents.
- Submit to bidders.
- Our dealership is available to assist you with product requirements and Life Cycle Costing considerations.

### Budget with Confidence

When you ask bidders to document the true cost of owning and operating their products, you'll be able to consider more options—from the low-price model to the highest quality brand. You'll not only receive more complete information upon which to base your purchase decision, but you'll also reduce the risks of equipment ownership.

Major costs will be identified in advance, so you'll be able to:

- Create a more accurate budget.
- Manage long-term expenditures more judiciously.
- Avoid surprises.
- Use limited resources more effectively.

### Buy with Confidence

The demands on you and your team are endless, and the resources are limited. That's why it's vital to have confidence in the quality of the equipment you purchase or lease and the dealer who's providing the parts and service support.

***Evaluating your options from a total-cost perspective, is a lower-risk way to invest wisely and plan for the future. Contact our dealership to get started. 📞***



# GOVERNMENTAL SOLUTIONS

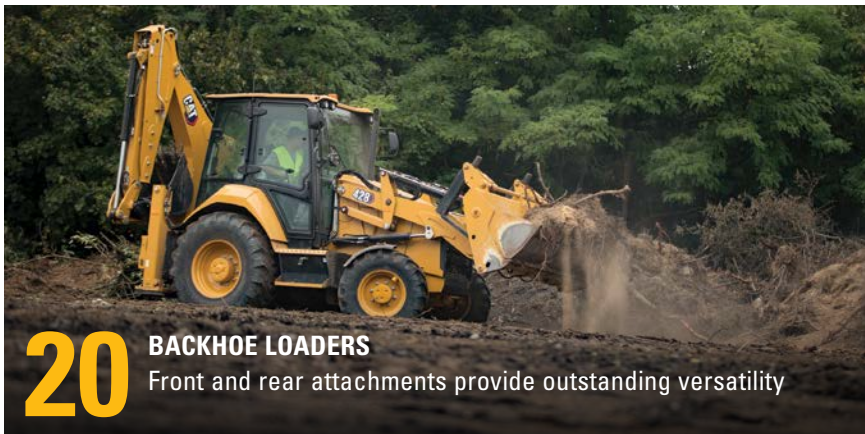
2024 BUYERS' GUIDE



**21** **COMPACT TRACK & SKID STEER LOADERS**  
A new performance standard



**16** **MOTOR GRADERS**  
Power and precision for all grading jobs



**20** **BACKHOE LOADERS**  
Front and rear attachments provide outstanding versatility

*Governmental Solutions* is published by High Velocity Communications Inc. on behalf of Caterpillar and your Cat Dealer. Editor, John Rony • Creative Director, Jay Blazek • Director of Client Services, Kelly Pemper. Every attempt has been made to ensure specifications are accurate. Because specifications are subject to change without notice, check with us, your Cat Dealer, for the latest equipment information. Some photography provided courtesy of Caterpillar Inc. High Velocity Communications Inc., 1720 Dolphin Drive, Suite D Upper, Waukesha, WI 53186-1489. Phone (262) 544-6600. Please submit address corrections and changes via e-mail to: Kelly@HighVelocityCommunications.com. © 2024 High Velocity Communications Inc. Printed in the U.S.A. **Volume 24 Number 1 Buyers' Guide.** © 2024 Caterpillar. All Rights Reserved. CAT, CATERPILLAR, LET'S DO THE WORK, their respective logos, "Caterpillar Yellow", the "Power Edge" and Cat "Modern Hex" trade dress as well as corporate and product identity used herein, are trademarks of Caterpillar and may not be used without permission. VisionLink® is a trademark of Trimble Navigation Limited, registered in the United States and in other countries.

## CONTENTS

### APPLICATIONS

Road Construction, Maintenance & Repair	4
Landfill Solid Waste Disposal	5
Solid Waste Transfer Stations	6
Green Waste & Composting	7
Underground Utilities	8
Forestry Services	9
Parks & Recreation	10
Education	11
Snow & Ice Removal	12
Disaster Recovery	13
Power Generation	14
Co-op Purchasing Programs	15

### MACHINES

Motor Graders	16
Dozers	17
Hydraulic Excavators	18
Wheel Loaders	19
Backhoe Loaders	20
Compact Track & Skid Steer Loaders	21
Paving Machines	22
Wheeled Excavators	23
Material Handlers & Landfill Compactors	24
Scrapers & Articulated Trucks	25
Track Loaders & Telehandlers	26
Equipment Financing	27
Attachments	28

### DEALER SUPPORT

Rental Equipment & Cat Used	30
Dealer Support Capabilities	31

**CAT.COM/GOVERNMENTAL**

Includes complete specifications for all machines. Learn more online.



- ADDED FUEL SAVINGS.
- USE ECO MODE WITHOUT LOSS OF PRODUCTIVITY.

# ROAD CONSTRUCTION, MAINTENANCE & REPAIR

Governmental agencies engage in a wide range of road projects focused on safety and providing a smooth traffic flow. Road maintenance, repair and new construction are typical responsibilities. Activities include pothole filling, broken pavement replacement, curb-and-gutter repairs, asphalt patching, and paving/repaving projects. For unpaved, rural roads, assignments include grading, rebuilding and compacting gravel driving surfaces, crown building, and ditch shaping/cleaning to facilitate water runoff.



## MOTOR GRADERS All Models

### Attachments

- Moldboards (Blades)
- Cutting Edges
- Scarifiers
- Rippers
- Straight Blade



## DOZERS Small/Medium/Large

### Attachments

- General Purpose/Specialty Blades
- Rippers
- Winches
- Precision GPS Blade Control



## BACKHOE LOADERS All Models

### Attachments

- Front (Bucket End)
- Wide Range of Bucket Types/Sizes
  - Brooms
  - Pallet Forks
- Rear (Backhoe End)
- Wide Range of Bucket Types/Sizes
  - Bucket Thumb
  - Hydraulic Hammers
  - Plate Compactors
  - Cold Planers



## SKID STEER LOADERS & COMPACT TRACK LOADERS

### All Models

### Attachments

- Cold Planers
- Plate Compactors
- Brooms
- Hydraulic Hammers
- Drum Compactor
- Pallet Forks



## WHEEL LOADERS Compact/Small/Medium

### Attachments

- Wide Range of Bucket Types/Sizes
- Brooms
- Pallet Forks
- Fusion Coupler



## WHEELED EXCAVATORS All Models

### Attachments

- Wide Range of Bucket Types/Sizes



## HYDRAULIC EXCAVATORS Mini, Small, Medium & Large

### Attachments

- Wide Range of Bucket Types/Sizes
- Bucket Thumb
- Hydraulic Hammers
- Grapples
- Shears
- Cold Planers
- Plate Compactors
- Bucket Tiltrotators

# LANDFILL SOLID WASTE DISPOSAL

Landfill construction includes building access roads, excavating multiple cells in preparation for solid waste disposal, stockpiling cover material, installing cell liners, and contouring the overall landfill site and each cell for drainage compliance. Landfill operation involves ongoing haul road maintenance, spreading and compacting the solid waste, spreading and compacting daily cover material to maximize waste storage in each cell, and sealing each cell by spreading a thicker top layer of cover material in preparation for future use.



## LANDFILL COMPACTORS All Models

### Attachments

- Straight Blade
- Semi U-Blade
- U-Blade
- Push & Doze Bucket
- Choice of Compaction Wheels & Tips



## DOZERS D5, D6, D6 XE, D7, D8, D9

### Attachments

- Landfill Blade
- Front & Rear Debris Striker Bars
- Tank Guarding – Fuel, DEF, Hydraulics
- Tilt Cylinder Guarding



## TRACK LOADERS 953, 963, 973

### Attachments

- Waste Handling Bucket
- All-Purpose Bucket
- Tamp & Clamp Bucket
- Utility Grapple Bucket
- High-Dump Bucket
- Fusion Coupler
- Carriage & Pallet Forks
- Angle Broom & Sweeper-Collector



## HYDRAULIC EXCAVATORS Mini, Small, Medium & Large

### Attachments

- Bucket Thumb
- Trash Grapple
- Sorting Grapple
- Orange Peel Grapple
- Clamshell Bucket



## WHEELED EXCAVATORS All Models

### Attachments

- Bucket Thumb
- Trash Grapple
- Sorting Grapple
- Orange Peel Grapple
- Clamshell Bucket



## ARTICULATED TRUCKS All Models

### Technology

- Cat ProductLink™
- Cat Production Measurement
- Cat Detect with Stability Assist


- IMPROVED GUARDING.
- LESS MAINTENANCE.
- ENHANCED OPERATOR COMFORT.





# SOLID WASTE TRANSFER STATIONS

Transfer stations receive municipal solid waste that is mostly destined for landfill disposal. The waste is unloaded onto the transfer station floor from multiple-route collection vehicles or containers. Some sorting may be required to remove waste that isn't landfill qualified. The acceptable waste is then reloaded into high-volume, longer-distance transfer vehicles that transport the solid waste to landfills for final disposal.



- LOWER ENGINE SPEED REDUCES FUEL BURN.
- MORE REFINED CONTROL WITH CONSISTENT AND PREDICTABLE STOPPING DISTANCES.



**COMPACT, SMALL & MEDIUM WHEEL LOADERS**  
920, 930, 938, 950, 966, 972

Attachments

- High Dump Bucket
- High-Capacity, Low-Material-Density Waste Bucket
- Push and Doze Bucket
- Tamp & Clamp Bucket



**MATERIAL HANDLERS**  
MH3022, MH3024, MH3026

Attachments

- Sorting Grapple
- Trash Grapple
- Orange Peel Grapple
- Rotating Beacon



**WHEELED EXCAVATORS**  
All Models

Attachments

- High-Capacity, Low-Material-Density Bucket
- Front-Scoop Bucket
- Sorting Grapple
- Dozer-Style, Clean-up Blade



- MATCH MACHINE SIZE AND BUCKET TO VOLUME.
- VERSATILITY TO MATCH MATERIAL HANDLING NEEDS.



# GREEN WASTE & COMPOSTING

Green waste consists of any organic waste that can be composted. Usually containing high concentrations of nitrogen, green waste is used to increase the efficiency of many composting operations and is very useful as a soil additive to sustain local nutrient cycling. Machine applications include unloading, stockpiling and frequent mixing/re-handling of materials to facilitate the composting process, plus loading of customers' trucks with finished compost product.



**MINI EXCAVATORS**  
305 CR, 306 CR, 307.5, 308 CR, 309 CR, 310

Attachments

- High-Capacity, Low-Material-Density Buckets
- Quick Coupler
- Bucket Thumb
- Augers
- Hammers
- Grapples



**SKID STEER LOADERS**  
226D3, 232D3, 236D3, 242D3, 246D3, 262D3, 272D3

Attachments

- High-Capacity, Low-Material-Density Buckets
- Multi-Purpose Bucket
- Industrial Grapple Bucket
- Brooms



**WHEEL LOADERS & TRACK LOADERS**

**Wheel – 903D, 906, 907, 908, 910, 914, 920, 926, 390, 938, 950, 966, 972, 980, 982**

**Track – 953, 963, 973**

Attachments

- High-Dump Bucket
- High-Capacity, Low-Material-Density Waste Bucket
- Tamp & Clamp Bucket
- Trash Grapple
- Loader Rakes



- TECHNOLOGY IMPROVES PRODUCTIVITY.
- POWERFUL HYDRAULICS, IMPROVED SWING TORQUE.
- LOWER MAINTENANCE COSTS.

# UNDERGROUND UTILITIES

Underground utility lines include water, sewer, electric, gas, telephone, fiber optics and Internet cables. Machinery applications involve trench excavating and truck loading of spoil material for original installation, repair and replacement. Other jobsite activities include pipe unloading and handling, trench backfilling with gravel, crushed stone and dirt, compacting fill material, and seeding-sodding.



## SKID STEER LOADERS & COMPACT TRACK LOADERS

### All Models

#### Attachments

- Trenchers
- Utility Grapple Forks
- Vibratory Drum Compactor



## BACKHOE LOADERS

### All Models (includes 415 IL)

#### Attachments

- Wide Choice of Front/Rear Buckets
- Hydraulic Hammers
- Bucket Thumb
- Plate Compactor



## HYDRAULIC EXCAVATORS

### All Compact & Small Models

#### Attachments

- Wide Choice of Excavating Buckets
- Plate Compactor
- Hydraulic Hammers
- Bucket Tiltrotators



## UTILITY COMPACTORS

### CB2.5, CB2.7, CB2.9, CB4.0

#### Benefits

- Simple to Operate
- Designed for Rental
- Technology Ready



- MORE SPACE FOR OPERATOR COMFORT.
- IMPROVED PERFORMANCE-TUNED SUSPENSION.
- SMART TECHNOLOGY TO AUTOMATE COMPLEX ATTACHMENTS.



# FORESTRY SERVICES

Many governmental agencies, especially in larger municipalities, have a dedicated forestry department. Responsibilities typically include planning, planting, watering and trimming the complete range of trees and bushes. Some even establish and maintain their own centralized nursery operation. Heavy machinery and specialized attachments facilitate planting, mulching, watering, trimming, tree and brush removal/disposal, powerline maintenance, and construction of fire breaks.



**BACKHOE LOADERS**  
All Models (includes 415 IL)

Attachments

- Bucket
- Box Blade Scarifier
- Material Handler Arms
- Forks



**SKID STEER LOADERS & COMPACT TRACK LOADERS**  
All Models

Attachments

- Auger
- Brushcutter
- Mulcher
- Stump Grinder



**WHEEL LOADERS**  
914, 920

Attachments

- Grapple Bucket
- Pallet Forks
- Snow Blowers/Pushes
- Brooms



**DOZERS**  
Small/Medium/Large

Attachments

- General Purpose/Specialty Blades
- Mulchers
- Precision GPS Blade Control



# PARKS & RECREATION

Municipal crews perform maintenance tasks such as mowing parks, greenways, cemeteries, and boulevards using mowers and string trimmers. Other activities include planting, light earthmoving, landscaping, load and carry operations and truck loading. May also include playground construction and trail installation.



## SKID STEER LOADERS & COMPACT TRACK LOADERS

### All Models

#### Attachments

- Wide Range of Bucket Types/Sizes
- Auger
- Mulcher
- Stump Grinder
- Trencher
- Rakes
- Brushcutters
- Utility Grapple Forks



## MINI EXCAVATORS

305 CR, 306 CR, 307.5, 308 CR, 309 CR, 310

#### Attachments

- Wide Range of Bucket Types/Sizes
- Auger
- Mulcher
- Brushcutters
- Bucket Tiltrotators
- Grapples
- Thumb



## BACKHOE LOADERS

All Models (includes 415 IL)

#### Attachments

- Wide Range of Bucket Types/Sizes
- Material Handling Arm
- Forks
- Brooms



## UTILITY COMPACTORS

CB2.5, CB2.7, CB2.9, CB4.0

#### Benefits

- Simple to Operate
- Designed for Rental
- Technology Ready



- ADDITIONAL CAPACITY IN NEW LINE OF BUCKETS.
- SMART TECHNOLOGY TO AUTOMATE COMPLEX ATTACHMENTS.
- REDESIGNED, MORE COMFORTABLE CAB.





# EDUCATION

Whether contracted, partially owned or rented, a wide range of equipment and attachments is utilized on the campuses of educational institutions to maintain existing facilities or build new structures. Machine categories typically include skid steer loaders, compact track loaders, backhoe loaders, wheel loaders and hydraulic excavators.



## SKID STEER LOADERS & COMPACT TRACK LOADERS

### All Models

#### Attachments

- Wide Range of Bucket Types/Sizes
- Plate Compactors
- Brooms
- Hydraulic Hammers
- Pallet Forks



## BACKHOE LOADERS

### All Models

#### Attachments

##### Front (Bucket End)

- Wide Range of Bucket Types/Sizes
- Broom
- Pallet Forks

##### Rear (Backhoe End)

- Wide Range of Bucket Types/Sizes
- Bucket Thumb
- Hydraulic Hammers
- Plate Compactors



## DOZERS

### Small/Medium

#### Attachments

- General Purpose/Specialty Blades
- Rippers
- Winches
- Precision GPS Blade Control



## HYDRAULIC EXCAVATORS

### All Compact, Small & Medium

#### Attachments

- Wide Choice of Excavating Buckets
- Plate compactor
- Grapples
- Hammers



## WHEEL LOADERS

### Compact/Small/Medium

#### Attachments

- Wide Range of Bucket Types/Sizes
- Broom
- Pallet Forks
- Fusion Coupler

- LARGER CAB, GREATER VISIBILITY.
- LOWER FUEL CONSUMPTION.
- LOWER MAINTENANCE COSTS.



- NEW 906 CAB WITH OUTSTANDING VISIBILITY.
- “SHIFT ON GO” HYDROSTATIC TRANSMISSION.
- SEAT-MOUNTED CONTROLS WITH INTEGRATED DISPLAY SCREEN.



# SNOW & ICE REMOVAL

Municipal crews plow snow from city streets and along miles of country roads. Governmental agency responsibilities also include plowing and/or blowing snow from sidewalks, parking lots and other municipal facilities. Loading salt and removing snow from large areas such as airports, parks and a wide range of municipal facilities are also important.



**BACKHOE LOADERS**  
All Models (includes 415 IL)

Attachments

- Wide Range of Bucket Types/Sizes
- Snow Plows
- Snow Pushes
- Brooms



**SKID STEER LOADERS & COMPACT TRACK LOADERS**  
All Models

Attachments

- Wide Range of Bucket Types/Sizes
- Snow Plows/Multi V-Plow
- Snow Blowers
- Angle Brooms
- Snow Pushes



**WHEEL LOADERS**  
906, 908, 910, 914, 920

Attachments

- Wide Range of Bucket Types/Sizes
- Snow Plows
- Snow Pushes
- Snow Blowers
- Angle Brooms



**MOTOR GRADERS**  
All Models

Attachments

- Snow Plows
- Snow Wings
- Scarifiers
- Front Blades



# DISASTER RECOVERY

Caterpillar and Cat® dealers have extensive experience assisting governmental agencies and first responders cleaning up in the wake of natural disasters. Cleanup from storms, hurricanes and floods can include cutting and removal of downed trees and branches, clearing, pickup and truck loading of storm debris from streets, driveways, parking lots, public areas, and private yards. Plus, provide emergency rental power to municipal facilities. Also, demolish severely damaged buildings when necessary.



**RENTAL GENERATORS**  
Multiple Units of Various kVA Ratings and Configurations



**WHEEL LOADERS**  
Compact/Small/Medium

- Attachments
- Wide Range of Bucket Types/Sizes
  - Brooms
  - Pallet Forks
  - Fusion Coupler



**HYDRAULIC EXCAVATORS**  
Mini, Small & Medium

- Attachments
- Bucket Thumb
  - Trash Grapple
  - Sorting Grapple
  - Orange Peel Grapple
  - Hammer



**WHEELED EXCAVATORS**  
All Models

- Attachments
- Hydraulic hammers
  - Trash grapple
  - Buckets



**SKID STEER LOADERS**  
All Models

- Attachments
- Buckets
  - Brooms
  - Hydraulic hammers
  - Utility grapple forks



**COMPACT TRACK LOADERS**  
All Models

- Attachments
- Buckets
  - Brooms
  - Hydraulic hammers
  - Utility grapple forks



- LOWER OWNERSHIP COSTS.
- MORE PRODUCTIVITY.
- EXCLUSIVE CAT FEATURES IN A MINI EXCAVATOR.





# POWER GENERATION

Generator sets provide prime and standby power for wastewater facilities. Diesel generators are utilized by municipalities for back up power to buildings and other critical functions. Biogas derived from landfills fuels gas generator sets that produce electric power. Rental power is utilized whenever temporary mobile power is needed.



## GENERATOR SETS

All GC Models

Benefits

- GC Models Have Small Footprints
- Reliability Tested for 500 Hours
- Scalable System



## STANDBY GENERATORS

All Diesel Retail Models, 3400 & 3500 Series

Benefits

- Over 1,000 Hours Continuous Runtime
- Remote Monitoring
- Seamless Design



## LARGE GENERATOR SETS

Prime Power (Gas) G3508, G3512, G3516H, G3520

Benefits

- Runs on Wide Range of Fuels
- Ready to Accept 100% Blockload
- Flexible Packaging Options



## RENTAL GENERATORS

All Models

Benefits

- Durable Design
- Sound Attenuated
- User-friendly Interface



# COOPERATIVE PURCHASING WITH CATERPILLAR

Every governmental agency faces resource constraints. Budgets are tight and the workload never quits. If you're responsible for procuring heavy equipment under these conditions, it's hard to be successful on the job.

Cooperative purchasing can help.

## WHY COOPERATIVE PURCHASING?

Cooperative contracts help you acquire the equipment you need quickly and better manage your budget, so you never have to compromise on machines and service.

### SAVE TIME

Improve procurement efficiency so you can put new equipment to work faster.

### CONTROL COSTS

Don't spend valuable budget dollars soliciting bids, reviewing proposals and awarding contracts.

### MANAGE RISK

Avoid unexpected repair costs and other budget surprises that may arise when you buy utilizing the low-bid option.

## LIFE CYCLE COST CALCULATION

It's important to evaluate equipment purchases from a total cost perspective, as purchase price is just one small component. Choosing the low bid can actually cost more in the long run. Here is one well-accepted method to determine total cost:

### INITIAL PURCHASE PRICE

- Trade-In
- + Maintenance
- + Repairs
- + Fuel and inputs
- Resale value

### TOTAL COST OF OWNERSHIP

## TAKE YOUR PICK

Caterpillar is pleased to make our equipment available through the cooperative purchasing contract with OMNIA Partners, NASPO or Sourcewell. Get the assets you need to be more successful when you buy or rent Cat® products using one of these agreements:



### OMNIA PARTNERS CONTRACT #212816

New equipment, parts, service, rental, used equipment and related services

### SOURCEWELL CONTRACT #011723-CAT

New Heavy equipment, parts & service

### SOURCEWELL CONTRACT #020223-CAT

New Medium & CCE equipment, parts & service

### SOURCEWELL CONTRACT #060122-CAT

New paving equipment, parts & service

### SOURCEWELL CONTRACT #062320-CAT

Rental, used equipment & related services

### SOURCEWELL CONTRACT #092222-CAT

Backup power systems and services

### NASPO VALUEPOINT CONTRACT #OK-SW-192-200

Construction equipment and warranty work with replacement parts


## MORE THAN NEW MACHINES AND ATTACHMENTS

Cooperative purchasing contracts often go beyond machines to include the parts and service you need to keep your operation running smoothly. With Caterpillar, you'll have access to:



### Service

Whether a machine needs routine maintenance or an unplanned repair, Cat® dealers are well equipped to meet any service needs.



### Parts

Genuine OEM parts are the best option to keep your machines running. Your local Cat dealer can accept POs using your Sourcewell member number.



### Rental Equipment

Your Cat dealer has a full line of equipment available to rent for short- or long-term needs. From light towers to wheel loaders, your Cat dealer has you covered.



### Used Equipment

A good used machine can be an excellent value. Caterpillar ensures you have access to this buying option if you decide it's right for your agency.

## REGISTER TODAY

In just a few minutes, you can register and start reaping the benefits. Participation is free and there is no obligation to purchase. It's the easiest way to take advantage of cooperative purchasing agreements that will save your agency time and money procuring equipment. Participation is available for all government, education and non-profit entities.



omniapartners.com



sourcewell-mn.gov



naspo.org

### Succeeding Together

No matter how you define success, we work to help you achieve it. We invite you to learn more about using cooperative purchasing to achieve your goals.

***Your Cat dealer can help determine which contract is right for you and can also provide information about any state and local cooperative purchasing options.***





# MOTOR GRADERS

120

120 GC

140

140 GC

150

160

14

- Net Power first gear: 154 hp – 238 hp
- Operating Weights: 31,958 lb – 57,250 lb
- Pro Equipment Protection Plan available only for governmental purchases protects select connectivity, technology, powertrain, hydraulics, certain electrical, and other select major components beyond the standard machine warranty.
- Cat® GRADE with 3D for motor graders helps you achieve grade faster with more accuracy, efficiency, and productivity.
- Extended Protection Plan coverage is now available on Cat® Motor Graders already in your fleet. A two-year/2,000-hour Premier extension is offered for machines seven years old and newer.
- Stable Blade is an industry-exclusive, patented technology that detects machine bounce, and automatically reduces machine speed as needed before the operator even notices the need.<sup>1</sup> Once stabilized, the machine returns to its original speed without operator intervention.
- Serviceability features unique to Cat models help keep uptime high and performance strong. Cat Top Adjust Drawbar wear inserts provide easy access from the top of the drawbar.<sup>2</sup> Low-cost, replaceable bronze wear inserts in the lift and centershift cylinder ends help maintain factory tightness.

- Technology packages are available in a wide variety of levels to help meet your agency's needs. Whether operators need a basic indication of slope or accessibility to equip your machine with 2D or 3D machine control and guidance systems, Cat Motor Graders can address your application needs.
- Auto Articulation enables your agency's Cat Motor Graders to articulate automatically when steered, improving performance and maneuverability in tight spaces.<sup>3</sup>

<sup>1</sup> Stable Blade is not available on the 120 GC and 140 GC

<sup>2</sup> Top Adjust is not available on the 120 GC and 140 GC

<sup>3</sup> Auto articulation is only available on joystick models

Note: Additional features available for most models, consult our dealership for more information.





# DOZERS

## Small | D1, D1 Mulcher, D2, D3

- Net Power: 80 hp – 104 hp
- Operating Weights: 17,855 lb – 20,639 lb
- Next Gen small dozers offer improved visibility, grade control and fuel economy to enhance productivity and overall cost savings. Added fuel savings with Eco Mode.
- Steer Assist for Dozers automatically maintains straight travel with light or heavy loads on flat ground and side slopes.
- Steer Assist 3D enables machines to automatically follow guidance lines from site design plans (in-field designs) under light or heavy loads.
- Stable Blade Lift and Tilt feature complements operator blade control input, reducing fatigue while increasing productivity in finish-grading applications.
- Traction Control with Low Slip mode reduces track slip and undercarriage wear.
- Blade Load Monitor provides real-time feedback of current load vs. target load to fully utilize machine capacity benefiting operators of all skill levels. Automatically compensates for ground conditions. Not available indoors or where no GPS signal.
- AutoCarry™ raises and lowers the blade to maximize pushing capability and prevent excessive track slip pushing heavy loads. Not available indoors or where no GPS signal.
- Scalable 2D and 3D Cat Grade is an optional feature that makes your jobs faster with less operator input and less rework by maintaining blade angles for better surface quality.

## Medium | D4, D5, D6, D6 XE, D7, D8

- Net Power: 130 hp – 354 hp
- Operating Weights: 29,258 lb – 87,600 lb
- Revolutionary D6 XE is world's first High Drive, Electric Drive Dozer, delivering constant power to the ground, greater agility and fast cycle times.
- D6 XE is more fuel efficient and more productive.
- Standard machine features include 10 inch color LCD touch screen display with rear camera, Assist with ARO including Slope Indicate, Blade Load Monitor, Stable Blade, Slope Assist, Steer Assist, Traction Control and Auto Carry. Cat GRADE with 3D and Steer Assist 3D are optional, further increasing productivity, accuracy and ease of use.
- Full Cat Grade 3D from factory and Grade Ready options allow for jobsite flexibility to tackle today's requirements and tomorrow's challenges.
- Waste handling configurations available from the factory for D5 to the D8.

## Large | D9

- Net Power: 354 hp – 452 hp
- Operating Weights: 87,600 lb – 110,225 lb
- Optional GRADE with 3D on all models is factory integrated to optimize blade loads.

D1  
D1 MULCHER  
D2  
D3  
D4  
D5  
D6  
D6 XE  
D7  
D8  
D9







# HYDRAULIC EXCAVATORS

**Mini | 300.9D, 301.5, 301.7 CR, 301.8, 302 CR, 302.7 CR, 303 CR, 303.5 CR, 304, 305 CR, 306 CR, 307.5, 308 CR, 308 CR VAB, 309 CR, 309 CR VAB, 310**

- Net Power: 13 hp – 69.5 hp
- Operating Weights: 2,061 lb – 22,451 lb
- All Next Gen mini excavators provide improved fuel efficiency, longer maintenance intervals and easy-to-access routine check points that reduce operating costs.
- Cat Grade technologies boost operator efficiency and improve jobsite productivity
- Higher digging forces, faster cycle times and enhanced uphill swing torque improve performance and efficiency.
- A comprehensive range of Cat® attachments optimizes performance for any task.
- Quiet, spacious cabs and smooth ergonomic controls keep operators comfortable, increasing productivity and reducing fatigue.
- Technology options Ease of Use and Cat Grade, on select models, simplify machine operation and enhance productivity for both experienced and novice operators.

**Small/Medium/Large | 313, 313 GC, 315, 315 GC, 317, 317 GC, 320, 320 GC, 323, 325, 326, 330, 330 GC, 335, 336, 340, 350, 352**

- Net Power: 73 hp – 443 hp
- Operating Weights: 30,400 lb – 113,500 lb
- All models feature:
  - Large, ergonomic, comfortable cab
  - Fuel saving features, longer maintenance intervals, and simplified service points that reduce operating costs.
  - A full range of Cat® work tools optimizes performance
- Grade, Payload, and E-Fence technologies (standard on most models) boost operator efficiency and improve jobsite productivity
- GC models provide job-matched performance and reliability at low-cost-per-hour.
- Compact radius models are ideal choices for working confidently in space-restricted areas such as road jobs with lane closures and next to buildings.

300.9D	313 GC
301.5	315
301.7 CR	315 GC
301.8	317
302 CR	317 GC
302.7 CR	320
303 CR	320 GC
303.5 CR	323
304	325
305 CR	326
306 CR	330
307.5	330 GC
308 CR	335
308 CR VAB	336
309 CR	340
309 CR VAB	350
310	352
313	



# WHEEL LOADERS

## Compact | 903D, 906, 907, 908, 910, 914, 920

- Net Power: 42 hp – 121 hp
- Operating Weights: 9,414 lb – 21,742 lb
- A Cat® C3.6 engine powers the 910, 914 and 920 for greater hp, improved fuel efficiency.
- Strong breakout force and dependable performance are built in for fast cycle times.
- Superior reach and excellent visibility enable easy, efficient material placement.
- Spacious cabs with joystick controls keep operators comfortable all shift long.
- Optional Ride-Control system provides a more comfortable ride and better material retention over rough terrain.
- Skid steer loader-style coupler on the 903D, 906, 907 and 908 enables use of Cat Skid Steer Loader attachments for increased versatility.
- Tackle more jobs with one machine using the extensive line of Cat attachments.

## Small/Medium | 926, 930, 938, 950, 950 GC, 962, 966, 966 GC, 966 XE

- Net Power: 168 hp – 321 hp
- Operating Weights: 29,972 lb – 51,124 lb
- A smooth, hydrostatic transmission automatically adjusts power to the ground.
- Large, spacious cabs feature excellent visibility, extremely low sound levels, automatic temperature control and ergonomic seat-mounted joystick controls.
- Predictable hydraulic systems sense demand and adjust flow and pressure to match.
- Optimized, parallel-lift, Z-bar loader linkage combines powerful digging ability with toolcarrier capabilities for increased performance and versatility.
- A new line of optimized Performance Series Buckets and other attachments is available in Pin-On or Fusion™ Coupler interfaces.
- The 966 GC provides performance combined with low owning and operating costs making it the perfect choice for your agency.

## Medium/Large | 972, 972 XE, 980, 980 XE, 982, 982 XE, 986, 988, 988 XE

- Net Power: 339 hp – 538 hp
- Operating Weights: 54,858 lb – 116,362 lb
- New features of the 988 include slope indication on info display, 1000 Engine Oil and Fuel Filter Service, improved cab visibility, and delayed Engine Shutdown time reduction.
- XE models deliver lower maintenance costs and better fuel efficiency.

903D	962
906	966 GC
907	966
908	966 XE
910	972 XE
914	980
920	980 XE
926	982
930	982 XE
938	986
950	988
950 GC	988 XE







# BACKHOE LOADERS


Cat® Backhoe Loaders help you complete more work in less time on your jobsites, with front loader arms that provide improved reach and excavator-style booms that deliver superior digging power. These machines are also extremely versatile with a variety of attachments, so you can go from moving material and digging trenches to breaking up soil or hard surfaces quickly. Cat Backhoe Loaders are reliable performers that reduce your machine operating costs.

- Net Power: 69 hp – 131 hp
- Digging Depths: 14 ft – 17 ft
- Operating Weights: 17,637 lb – 29,321 lb
- 420 XE delivers exceptional performance, increased fuel economy, superior hydraulic system, maximum versatility and updated operator station.
- Powerful, load-sensing hydraulic systems provide excellent response for improved hoe and loader productivity and greater bucket breakout force.
- Spacious operator station with fingertip controls and multiple adjustments keep the operator comfortable and productive.
- Selectable Power Management Modes not only save fuel, but maintain machine performance.
- Industry-leading versatility with an integrated toolcarrier provides a hydraulic coupler and increased loader performance compared to single-tilt-cylinder loaders, as well as parallel lift.
- Air-suspension seat and ergonomic controls provide a comfortable working environment.
- Travel speeds up to 25 mph enable faster roading between jobsites.
- Side shift functionality for digging close to walls and in compact areas (models 428, 432 & 434).

415 IL	430
416	432
420	434
420 XE	440
428	450







239D3 279D3  
 249D3 289D3  
 255 299D3  
 259D3 299D3 XE  
 265

# COMPACT TRACK & SKID STEER LOADERS

## Compact Track Loaders | 239D3, 249D3, 255, 259D3, 265, 279D3, 289D3, 299D3, 299D3 XE

- Gross Power: 67.1 hp – 110 hp
- Rated Operating Capacities: 1,530 lb – 4,340 lb @ 35% Tipping Load
- Standard, fully independent torsion suspension undercarriage and Speed Sensitive Ride Control option ensure a smoother ride and better material retention.
- The dual direction self-leveling, return-to-dig, and worktool positioner features automate machine functions for repetitive grading, digging, and loading tasks.
- Industry-leading sealed and pressurized cab option provides a cleaner, quieter work environment.
- Available high-back, heated, air-ride seats include seat-mounted, adjustable joystick controls.
- Choose 299D3 XE Land Management and Debris Management packages for demanding vegetation-management applications such as mulching, brush-cutting, vegetation control and mowing.

## Skid Steer Loaders | 226D3, 232D3, 236D3, 242D3, 246D3, 262D3, 272D3, 272D3 XE

- Gross Power: 67.1 hp – 110 hp
- Rated Operating Capacities: 1,550 lb – 3,700 lb
- Dual direction, self-leveling, return-to-dig, and work tool positioner features shorter cycle times.
- Automated machine functions help facilitate repetitive tasks such as grading, digging, and loading.
- Available high-back, heated, air-ride seats include seat-mounted, adjustable joystick controls.
- Sealed and pressurized cabs provide a cleaner, quieter work environment.
- Speed Sensitive Ride Control option assures an even smoother ride with better material retention.
- Available High-Flow, high-pressure hydraulic systems efficiently run even the most power-hungry attachments.


## New 255 & 265 CTLs

Building on D3 series compact track loader (CTL) success, new 255 & 265 include:

- More torque, 74.3 hp across wider RPM range.
- Auxiliary pressure increased to 4061 psi on both models. GPM flow: 30 on 255, 34 on 265.
- Reengineered lower components, torsion suspension improve stability.
- Cab has increased space, more foot room.
- Monitors: standard 5-in LCD, optional 8-in touchscreen.

**Contact our dealership to learn more.**

226D3 246D3  
 232D3 262D3  
 236D3 272D3  
 242D3 272D3 XE







# PAVING MACHINES

## Utility Compactors | All Models

- The CC2.7 GC Tandem Vibratory Roller is a 2.7 metric ton machine with 39-inch drums. It's a versatile machine with a high amplitude and is an excellent match for car parks, shoulders, small parking lots, lane additions, and other similar sized jobs.
- Easy to maintain, has a single point lift for versatile transport, and has custom paint options available.
- Intuitive operator controls, a simple display, and an ergonomic operator station.
- Rocker switches and Cat® gauge cluster with water tank gauge make operation easy.
- Optional Compaction Measurement Value (CMV) displayed to the operator for improved compaction performance and consistency.

## Soil Compactors | All Models

- Cat® Vibratory Soil Compactors are durable and reliable. They offer high compaction performance, speed and gradeability to maximize productivity.
- The CS11 GC has an easy-to-use interface, excellent visibility, and auto-vibe function making it simple to operate.
- GC vibratory soil compactors deliver excellent compaction performance due to high amplitude and static linear load.
- The steering console features an LCD display which provides diagnostics and additional data to the operator.
- Two different compaction measurement technologies are available: Compaction Meter Value (CMV) or Machine Drive Power (MDP). Both technologies display real time measurements on the LCD display.

## Pneumatic Compactors | All Models

- Cat Pneumatic Rollers are ideal for applications like wear courses and binder courses as well as compaction of natural soils and materials with added lime or cement.
- The CW16 with 11 wheels delivers smooth, reliable performance on grades and soft base materials.
- An LCD provides a visual reference of machine controls to keep the operator informed while making adjustments. The push-button controls make operation easy and enable operators to modify engine speed, travel speed, and water spray.
- Oscillating front wheels optimize compaction beneath each wheel and eliminate bridging over softer areas.

**For a complete Paving machine product lineup, please visit [www.cat.com/pav](http://www.cat.com/pav).**

AP455	CB7
AP555	CB8
AP655	CB10
AP1055	CB13
AP400	CB15
AP500	CB16
AP600	CW16 9-WHEEL
AP1000	CW16 11-WHEEL
CB1.7	CW34
CB1.8	CCS9 COMBI
CB2.5	PM310 TRACK
CB2.5 GC	PM312 TRACK
CB2.7	PM313 TRACK
CB2.7 GC	PM310 WHEEL
CB2.9	PM312 WHEEL
CC2.7	PM313 WHEEL
CC2.7 GC	PM620
CB4.0	PM622
CB4.4	PM820
CC4.0	PM822
	PM825





# WHEELED EXCAVATORS

M314    M320  
M315    M322  
M316  
M318  
M319

- Net Power: 134 hp – 174 hp
- Operating Weights: 39,683 lb – 52,911 lb
- Next Gen lineup provides increased efficiency, improved operator comfort, with lower operating and maintenance costs.
- The versatility and mobility of Wheeled Excavators enable you to complete more jobs, in less time, with fewer machines.
- Wheeled Excavators can move quickly from job to job eliminating the cost of transporting equipment.
- Best-in-class cab provides enhanced visibility. Machines are equipped with rear camera that displays on monitor inside cab.
- Multiple auxiliary hydraulic options enable use of a wide range of attachments.





MH3022  
 MH3024  
 MH3026  
 MH3040  
 MH3050



# MATERIAL HANDLERS & LANDFILL COMPACTORS

## Material Handlers | MH3022, MH3024, MH3026, MH3040, MH3050

- Net Power: 145 hp – 346 hp
- Operating Weights: 54,000 lb – 110,250 lb
- MH3040 reduces fuel and maintenance costs.
- The MH3022 is an agile solution for jobs with space constraints, providing the necessary reach for tasks such as indoor sorting and waste handling.
- The MH3024 features optimum reach with its long MH front linkage and a choice of undercarriage configurations to complete jobs like waste handling, recycling and bulk material handling.
- The MH3026 is the best choice if work requires greater lifting capacities and a larger working envelope.
- All models feature continuous top- and side-plate boom and stick construction for greater durability.

816  
 826  
 836

## Landfill Compactors | 816, 826, 836

- Net Power: 249 hp – 496 hp
- Operating Weights: 57,345 lb – 123,319 lb
- Comprehensive guarding includes the Cat® Axle Guard system, which protects final drives and wheel rims.
- Cat wheels and tips maximize performance and compaction. Choose from paddle tips, plus tips, combination tips or diamond tips.
- A variety of blades—Straight, Semi U, and U—helps meet diverse cover-material-spreading requirements.





# SCRAPERS & ARTICULATED TRUCKS

621	725
623	730
627	730 EJ
631	735
637	740 GC
651	740 EJ
657	745

## Scrapers | 621, 623, 627, 631, 637, 651, 657

- 407 hp – 629 hp for tractors (+290 hp for rear engine on tandem models)
- Scraper Capacities: 24 – 44 yd<sup>3</sup> (heaped)
- Less steering effort required with the new high-pressure steering system.
- Reduce up to 14 individual operator commands per cycle using Sequence Assist (optional attachment).
- Move more material with Advanced Productivity Electronic Control System (APECS), which enables better utilization of engine power and torque.

## Articulated Trucks | 725, 730, 730 EJ, 735, 740 GC, 740 EJ, 745

- Net Power: 342 hp – 496 hp
- Rated Payloads: 26.5 tons – 45.2 tons
- Articulated trucks are well-suited for placing cover soil. The 730 EJ and 740 EJ feature ejector bodies, which are safer and provide clean load ejection on-the-go.
- All models feature a completely re-engineered cab for improved comfort and ease of operation. This includes Assisted Hoist Control and Cat Detect with Stability Assist system. The quieter cab design reduces inside sound levels by 7dB.







# TRACK LOADERS & TELEHANDLERS

## Track Loaders | 953, 963, 973

- Net Power: 160 hp – 275 hp
- Operating Weights: 34,594 lb – 63,900 lb
- Increased horsepower enables excellent maneuverability, powerful excavating and efficient truck loading.
- Redesigned, ergonomic cabs provide greater operator comfort.
- Purpose-built waste handling packages available for the 953 and 963.
- Ideal for working in the toughest underfoot conditions on demanding waste-handling, construction and demolition applications.

## Telehandlers | All Models

Superior design and advanced features combine to give Cat® Telehandlers the best all-around visibility, and lift and reach capabilities. Top performance and rugged construction deliver reliability and durability with low operating costs. Designed to meet the varying needs of construction applications, the comprehensive range of standard features and optional equipment extends the scope for wider application flexibility.

- Gross Power: 74 hp – 134 hp
- Load Capacities: 5,500 lb – 12,000 lb
- Max Lift Height: 18.37 ft – 54.9 ft
- Excellent visibility with optional peripheral sensors and rearview camera provide operator with confidence for safe, efficient operation.

TH255C TL1055  
TL642 TL1255  
TL943



- Single-lever joystick activates all boom functions for easy operation.
- Quiet, spacious operating environment with adjustable suspension seat and intuitive controls deliver operator comfort all-shift long.
- A variety of attachments is available to equip your telehandler for any task. Fork carriages, buckets, pipe grapples and truss booms are just some of the options available, enabling you to tailor your machine to your agency's application needs.
- Ground-level access to all daily service points and a side-mounted engine simplify servicing.





# EQUIPMENT FINANCING

## CAT FINANCIAL OFFERS FLEXIBLE TERMS

Your agency's goals are always changing, and so are your financial needs. That's why it's good to know all the ways Cat Financial can help you stay within your budget.

Whether you're buying new equipment, protecting your fleet investment, rationalizing your agency's fleet size or preparing for the future, comprehensive financing and insurance solutions from Cat Financial help you meet your constituents' needs.

With flexible terms, up to 100 percent financing for qualified agencies, non-appropriations clauses and insurance support, Cat Financial is set up to meet the specific needs of governmental agencies—taking the hassle out of acquiring the equipment you need to meet expectations.


### Governmental Lease

- Offers special low-interest rates—interest charge is normally less than the total cost of issuing a bond.
- May not require voter approval as with bond issuance.

- Enables you to cancel your contract without penalty (on the last day of the appropriations period) if funding is not approved for the following year.

### Governmental Tax Lease\*

- Generally provides lower monthly payments than purchase contracts.
- Enables you to use equipment without any disposal concerns.
- May not require voter approval as with bond issuance.
- Lets you cancel your contract without penalty (on the last day of the appropriations period) if funding is not approved for the following year.

***To learn more about your flexible options for quick, no-hassle equipment financing, simply contact our dealership, or go to [CatFinancial.com](http://CatFinancial.com).*** 

\*May require preapproval



# STRETCH YOUR BUDGET DOLLARS

Agency fleet efficiency is improved by pairing the right attachments with each of the machines in your fleet. Attachments enable one machine to perform the work of many specialty machines, thereby stretching your equipment capabilities without stretching your available budget.

## Cat® Attachments Include:

- › Augers
- › Backhoes
- › Bale Handlers
- › Blades
- › Brooms
- › Brushcutters
- › Buckets
- › Cold Planers
- › Compactors
- › Couplers
- › Cutters
- › Forks
- › Grapples
- › Grapple Rakes
- › Hammers
- › Landscape Rakes
- › Lifting Hooks
- › Material Handling Arms
- › Mixing Buckets
- › Mulchers
- › Multi Processors
- › Plows
- › Power Box Rakes
- › Pulverizers
- › Rakes
- › Rippers
- › Scarifiers
- › Shears
- › Side Discharge Buckets
- › Snow Blowers
- › Snow Plows
- › Snow Pushes
- › Bucket Thumbs
- › Tillers
- › Tilt Rotator System (TRS)
- › Trenchers
- › Truss Booms
- › Vibratory Plate Compactors
- › Wheel Saws

*Consult our experts to learn more about your best attachments.*



**Brushcutters**



**Compactors**



**Snow Pushes**

## Smart Attachments

### Smart Dozer Blade

Available for Cat 279D3, 289D3, 299D3 and 299D3 XE Series machines, operators can cut, move, fill and grade any material. The blade features a curved moldboard that keeps material rolling and a trapezoidal design with angled end bits that enable operators to flush-cut against vertical surfaces when the blade is fully tilted. The D3 Series host machine recognizes the attachment and unlocks special display screens, enabling the operator to select how the blade is controlled. The standard joystick control functions can be modified to match specific application needs. The ASSIST feature's memory enables operators to recall previously used settings at the touch of a joystick button.



### Smart Grader Blade

The Cat GB120 and GB124 are available for D3 Series machines, which recognize the D3 host machine and unlocks special display screens that provide options for attachment control, enabling joysticks to be repurposed to activate attachment functions. The right joystick operates blade tilt, angle and lift. The ASSIST feature enables selection of the Cross Slope Left or Right patterns, independent of the machine's operating angle. As the blade is angled and geometry changes, the Smart attachment even calculates and maintains the cross-slope setting.



### Smart Backhoe

The Cat BH130 significantly increases versatility, enabling it to be used in a wider range of tasks, including utility trenching, digging footings, and forming/maintaining drainage ditches. The backhoe is also compatible with Cat 3-ton excavator attachments, and its auxiliary-hydraulic system enables pairing with hydro-mechanical work tools, including hammers, bucket thumbs, augers, and vibratory compactors. The backhoe hydraulically shifts side-to-side, enabling digging adjacent to buildings and footings, and integrated stabilizers provide a solid digging platform.



**Tilt Rotator System (TRS)**



**Tillers**



**Multi Purpose Buckets**



**Couplers**






*Grapple Rakes*



*Mulchers*



*Material Handling Arms*



*Vibratory Plate Compactors*



*Snow Blowers*



*Augers*



*Scarifiers*



*Hammers*



*Landscape Rakes*



*Performance Hammers*



*Flail Mower*



*Brooms*



*Power Box Rakes*



*Trenchers*



*Cold Planers*





# RENTAL EQUIPMENT

## WE'VE GOT YOU COVERED

Some governmental agencies don't have the luxury of performing the same tasks daily. The jobs they take on require multiple types of machines or attachments. If your agency needs a machine for a one-and-done job, or requires a replacement while another is down, our dealership has a complete inventory of machine and attachment rental options to match your needs.

Renting offers your agency the widest variety of equipment for added job versatility without the commitment of buying.

Some advantages your agency can realize by renting include:

- The perfect machine for the job
- Fewer insurance hassles
- Reduced transportation and storage costs
- The elimination of repairs and maintenance

For agencies in variable climates, equipment rentals are particularly convenient when heavy snow requires you to obtain additional machines and attachments. Many of our snow blower and blade attachments are fully compatible with Cat® Skid Steer and Compact Track Loaders. We back all our rentals with 24-hour technician support including emergency repair and maintenance services. 🛠️



# CAT USED

## GREAT VALUE AND RELIABILITY

Cat® Used Heavy Equipment has thousands of pre-owned heavy equipment options designed to provide the strength, power and durability you need to complete your jobs. Caterpillar and Cat dealers have one of the industry's most extensive and reliable inventories of ready-for-you used equipment.

### Cat Certified Used Equipment

Cat Certified Used equipment is selected, inspected and serviced to a high standard while helping you stay economical. We have a massive inventory of used equipment for sale, from construction equipment and power systems and more. Whether you're looking for an attachment or an upgrade for an old excavator, we'll likely have what you need. Whatever your requirements, our dealership is prepared to help you find a reliable solution.

Our machines are tough and designed for a diverse set of work environments. Even on rough terrain or in harsh conditions, these machines are equipped to provide years

of reliable service as long as they're well maintained and operated within their capacity limits.

### Why Choose Used Cat Equipment?

Sometimes buying used equipment is simply the best choice. With machines priced lower than new equipment, you can expand your options without expanding your needs. We have multiple price points to fit your needs. Pre-owned heavy machinery from Cat Used delivers legendary reliability.

Buying used heavy equipment from Cat Used comes with other major benefits as well. When you work with our dealership, you'll be able to:

- Search online for the product you need
- Increase job efficiency and reliability
- Receive high-quality service support

***With Cat Used, you'll find quality options in all age and hour ranges—and at multiple price points to fit your budget. Go to [CatUsed.com](http://CatUsed.com) to browse available equipment, or contact our dealership to place an order today. 🛠️***





# WE HAVE YOUR BACK

## GREAT VALUE AND RELIABILITY

You run more than equipment. You run an entire operation. That's why you can rely on dedicated product support specialists ready to serve you and your team 24/7. Whether you need basic parts, financing or a comprehensive Customer Value Agreement, you can enhance every aspect of your operation—so you can work faster and more efficiently than ever.

Whatever your agency's size or location, the product and service experts at our dealership can help you save time, increase productivity, and help you and your team do your best work. World-class technology and services are customized for your agency's every need and budget. Choose from options that range from doing more yourself, or receiving complete support from our team of experts.

### Cat® Parts, Service & Maintenance

Everything you need to keep your Cat® machines and engines in top shape is one call away. Whether you want Genuine Cat, new Reman or used parts, manuals and resources to handle maintenance and repairs yourself—or prefer to have one of our expert technicians do the work—we make it easy to keep your agency's equipment in top condition. Shop more than 1.4 million parts on [Parts.Cat.com](https://Parts.Cat.com), and be assured if we don't have the needed part in stock, you'll typically receive it the next day.

### Quality Service & Repair

The need for equipment repairs can happen at any time. And when it does, resolving your issue ASAP is critical. We perform all types of equipment repairs quickly and efficiently. Our shop services are designed to help you keep costly downtime to a minimum and your agency operating at maximum efficiency.

Our highly-trained, skilled technicians utilize state-of-the-art equipment and tooling to complete jobs quickly and efficiently. Our service teams work directly with you to discuss repair options and estimates to meet your specific needs.

### Unmatched Field Service

When you need help away from home base, our service trucks are outfitted with the latest diagnostic and repair technology and dispatched from the nearest location. Our expert technicians are ranked among the most highly skilled in the industry. That means you benefit from accurate, expert diagnosis and repair.

Our goal is to deliver more uptime, so if unexpected downtime occurs, you'll be back up and running quickly.

***You can count on our dealership's trained parts and service experts to support your agency. Contact us for a no-obligation consultation.*** 📞



# IF YOU NEED IT, WE RENT IT.



## 70+ TOP-TIER BRANDS PLUS THE CAT® EQUIPMENT YOU TRUST

**THE TOOLS OF YOUR TRADE, ALL IN ONE PLACE.**

The Cat® Rental Store is your one-stop rental shop, offering solutions from more than 70 industry-leading brands. Attachments. Power systems. Machines large and small. All well-maintained and ready to work. Whatever your industry, wherever you're located, count on us for quality rentals and expert advice to get the job done right, right now.

Search our full inventory at [catrentalstore.com](https://www.catrentalstore.com) or call **1-800-RENT-CAT**.

© 2024 Caterpillar. All Rights Reserved. CAT, CATERPILLAR, LET'S DO THE WORK, their respective logos, "Caterpillar Corporate Yellow," the "Power Edge" and Cat "Modern Hex" trade dress as well as corporate and product identity used herein, are trademarks of Caterpillar and may not be used without permission.