

CAT® STEER ASSIST FOR DOZERS

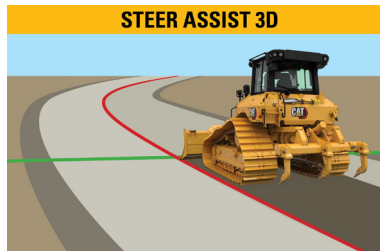

CAT ASSIST



AUTOMATE STEERING AND BOOST EASE OF OPERATION

Cat® Steer Assist for Dozers automates multiple steering functions to help make operation easier. Operators of varied experience levels can be more productive with less effort, resulting in greater efficiency and reduced operator fatigue.

- Automatic dozer steering:
 - Track steering with light and heavy loads
 - Blade tilt steering with heavy loads
- Dozer can latch onto and follow guidance lines in a site design plan.
- Without guidance lines, the dozer automatically makes small adjustments to maintain straight travel.



Steer Assist 3D (requires Cat Grade with 3D)

- Automatically follow guidance lines from site design plans (or Infield designs) under light load or heavy load.
- More accurately cut or spread material with precise steering to an edge, toe, crown, etc.
- Reduce the number of passes with precise pass-to-pass overlap.
- Increase heavy dozing productivity by using AutoCarry, Traction Control, Cat Grade with 3D, and Steer Assist 3D using blade tilt steering, especially for less experienced operators.

Steer Assist (does not require Cat Grade with 3D)

- Helps reduce operator fatigue by automatically maintaining straight travel with light loads on flat ground and side slopes.
- Operators of various skill levels can use blade tilt steering to push heavy loads (more effective than track steering).

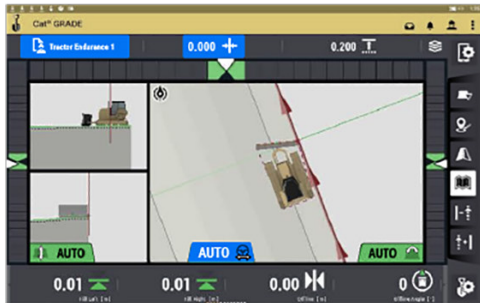
ADDITIONAL SETTINGS

- **Blade Steer** is used to steer with blade tilt commands under heavy loads (on/off).
- **Reverse Guidance Mode** is used to set reverse travel behavior in Steer Assist 3D (two choices):
 - Straight Line to keep machine traveling straight
 - Grade Line to follow guidance lines
- **Capture Range** is used to adjust the distance from the guidance line to begin automatic steering in Steer Assist 3D (range is 0.1-10.0 m [3.9 in-32.8 ft]).
- **Auto/Manual Joystick Button** is used to set how Grade Control and Steer Assist 3D are changed between AUTO state and MANUAL state (two choices):
 - Linked for a short press to change both Grade Control and Steer Assist 3D states.
 - Unlinked for a short press to change Grade Control state and a long press to change Steer Assist 3D state.

EASY TO USE

Steer Assist 3D activation

1. Load grade design and select horizontal guidance line
2. Shift into forward
3. Push left button on the right joystick to engage AUTO mode
4. Move blade tip to within capture range
5. Release steering command



Steer Assist activation

1. Shift into forward or reverse
2. Steer to desired heading
3. Release steering command to maintain desired heading

Operators can take manual control of the machine steering or blade to temporarily override Steer Assist. When the operator is no longer giving a manual command, control is given back to Steer Assist.

AVAILABILITY

- **Steer Assist:**
 - Included in ARO with Assist package
 - No charge upgrade with software updates
- **Steer Assist 3D:**
 - Included with factory-installed Cat Grade with 3D
 - Available as a software upgrade for machines with Grade with 3D
 - Available as a software upgrade for machines with Trimble Earthworks
 - No additional hardware required

Consult your local Cat dealer for specific details and availability by dozer model.