

315 GC

HYDRAULIC EXCAVATOR



Net Power – ISO 9249
Operating Weight
Maximum Digging Depth

73 kW (98 hp)
14 700 kg (32,400 lb)
5490 mm (18 ft)



315 GC

HYDRAULIC EXCAVATOR

The Cat® 315 GC Excavator fits your jobsite and your wallet. Simplified maintenance points, longer maintenance intervals, and fuel-saving features and components keep owning and operating costs low. Combined with its compact radius design and a large, ergonomic cab, the 315 GC keeps you working efficiently and comfortably – all at a low cost-per-hour.



UP TO 15% LOWER FUEL CONSUMPTION

Two power modes and an updated control valve minimize fuel use and increase engine efficiency.

UP TO 25% LOWER MAINTENANCE COSTS

With extended and more synchronized maintenance intervals, you get more done at a lower cost compared to the previous model.

ENHANCED COMFORT

A larger cab provides the space and visibility you need to keep working comfortably and safely all day long.

LATEST FEATURES



- Cab Monitor Improvements
 1. Continuously improved user interface allows for intuitive navigation, minimizing performance interruption with the easy-to-use touchscreen menu.
 2. Identify apps quickly with a grid list view, abbreviated app names, and categorized menu options.
 3. A notification center keeps important information visible to the operator, and displays messages without shrinking the camera view.
 4. Color coded notifications set critical messages apart from the rest.
 5. Use the in-monitor QR code to learn about machine and technology features through a full suite of “how-to” videos.
- The standard integrated vehicle health management system alerts the operator with service guidance and parts needed to enhance uptime.

Not all features are available in all regions. Please check with your local Cat dealer for specific offering availability in your area. Build Number: 07E



FUEL SAVING PERFORMANCE MATCHED TO THE JOB

- Use up to 15% less fuel than the 315F to keep you moving and productive on the jobsite.
- Work confidently in space-restricted areas. Dig, swing, and dump within a working space of 3.96 m (12 ft 11 in).
- Easily work on slopes and move around the jobsite with 10% more swing torque.
- The advanced hydraulic system provides the optimum balance of power and efficiency while providing the control needed for precise digging requirements.
- Smart mode meets your power needs by automatically matching engine and hydraulic power to digging conditions.
- Get higher production in demanding applications, easier penetration into piles, and faster cycle times with Cat® Advansys™ bucket tips. Quickly change tips with a simple lug wrench instead of a hammer or special tool, improving safety and uptime.
- Auxiliary hydraulic options give you the versatility to use a wide range of Cat attachments.
- The Cat® C3.6 engine emits equivalent to U.S. EPA Tier 3 Final and EU Stage IIIA emission standards.



LOWER MAINTENANCE COSTS



- Expect up to 25% less maintenance costs than the 315F.
- Quickly check and service your machine with all daily maintenance points accessible from ground level.
- Check the engine oil level quickly and safely from the ground. Fill and check engine oil on top of the machine with a conveniently located second dipstick.
- The hydraulic oil filter provides improved filtration performance, anti-drain valves to keep oil clean when the filter is replaced, and longer life with a 3,000-hour replacement interval – 50% longer than previous filter designs.
- Track your machine's filter life and maintenance intervals on the in-cab monitor.
- Boost productivity with proactive service reminders. The Integrated Vehicle Health Management system alerts the operator with step-by-step service guidance along with parts needed so you don't experience any unnecessary downtime.
- Scheduled Oil Sampling (S-O-SSM) ports are located at ground level, simplifying maintenance and allowing for quick, easy extraction of fluid samples for analysis.

WORK IN COMFORT

- Increase operator productivity with a larger, more comfortable cab.
- The cab has a wide seat that adjusts for operators of all sizes.
- Advanced viscous mounts reduce cab vibration.
- Control the excavator comfortably with ergonomic controls, all located within arm's reach.
- Stow your gear with plenty of in-cab storage beneath and behind the seat, overhead, and in the consoles. A cup holder, document holder, and coat hook are also provided.
- Use the standard radio's USB ports and Bluetooth® technology to connect personal devices and make hands-free calls.



RELIABLE, WHATEVER THE ENVIRONMENT

- Don't let the temperature stop you from working. The 315 GC has a standard high-ambient temperature capability of 52° C (125° F) without derate and cold-start capability of -25° C (-13° F).
- Auto warm up speeds up hydraulic oil warming in cold temperatures and helps prolong the life of components.
- Grease sealed between track pins and bushings reduces travel noise and prevents debris from entering to increase undercarriage life.
- The track guiding guard helps keep the excavator track aligned when traveling and working on slopes.
- The sloped track frame prevents mud and debris accumulation, helping reduce the risk of track damage.



SIMPLE TO OPERATE



- Start the engine with the push of a button or the unique Operator ID function.
- Program your preferred power mode and joystick settings using your operator ID. The excavator will automatically remember your selections.
- Navigate quickly on the standard high-resolution touchscreen monitor or with the aid of the jog dial control.
- The Cat PL161 attachment locator is a Bluetooth device designed to let users know where their attachments are across all worksites, reduce the number of lost attachments, and plan for attachment maintenance and replacement. The PL161 integrates easily into VisionLink® for full fleet management of machines and attachments from one smartphone or tablet dashboard to view location and tracking details.
- Save more time and energy with the available work tool recognition feature. A simple shake of the attached tool confirms its identity and ensures all the attachment settings (pressure, flow, and dimensions) are correct so you can work quickly and efficiently.
- Not sure how a function works or how to maintain your machine? Simply access the operator's manual through the touchscreen monitor.
- Cat continues to improve user interface functionality for operators of all skill levels. The touchscreen monitor is an easy-to-use operating tool that presents the jobsite dashboard with an intuitive format. Productivity applications are displayed in grid-view to read on-the-go, and touchscreen navigation is programmed to make sure job performance continues without any hold ups.

SAFETY




- Access all daily maintenance points from ground level – no need for you to climb on top of the machine.
- The standard Rollover Protective Structure (ROPS) cab meets ISO 12117-2:2008 requirements.
- Smaller cab pillars, larger windows, and a wider skylight hatch provide 60% greater vertical visibility.
- The standard hydraulic lockout lever isolates all hydraulic and travel functions in the lowered position.
- A ground-level shut-off switch stops all fuel to the engine and shuts down the machine when activated.
- A rearview and right-side-view camera are standard, increasing safety and visibility.
- The service platform design provides easy, safe, and quick access to the upper service platform. Prevent slipping with the anti-skid punch plate on the platform steps.
- Optional boom and stick lowering check valves prevent reverse flow, keeping your front linkage securely in place should the hydraulic system unexpectedly lose power.
- Brightly colored seatbelts allow easy recognition of properly utilized safety restraints.
- Enhance jobsite safety. Add a swing alarm to alert people when you're rotating from trench to stockpile and back again.
- Make service work easier and safer with optional inspection lighting. With the flip of a switch, lights will illuminate the engine, pump, battery, and radiator compartments to enhance visibility.



TAKE THE GUESSWORK OUT OF MANAGING YOUR EQUIPMENT

- VisionLink provides actionable data insights for all assets – regardless of fleet size or equipment manufacturer.* Review equipment data from your desktop or mobile device to maximize uptime and optimize assets. Dashboards provide information such as hours, miles, location, idle time, and fuel utilization. Make informed decisions that lower cost, simplify maintenance, and improve safety and security on your jobsite.
- VisionLink Productivity gathers and summarizes machine telematics and jobsite data from all your equipment regardless of the manufacturer.* View actionable information such as idle time, fuel burn, location, payload, load counts, total cycles, and more to improve machine efficiency, productivity, and utilization. Access data anywhere via a mobile, tablet, or desktop device – on or off the jobsite.
- Remote Flash is a mobile application that allows you to update onboard software without a technician being present, allowing you to initiate software updates when convenient, increasing your overall operating efficiency.

****Data field availability can vary by equipment manufacturer.***





- The Cat C3.6 engine meets U.S. EPA Tier 4 Final and EU Stage V emission standards.
- The 315 GC emits up to 15% less CO₂ than the previous 315F GC*.
- Cat diesel engines are required to use ULSD (ultra-low sulfur diesel fuel with 15 ppm of sulfur or less) or ULSD blended with the following lower-carbon intensity fuels*** up to: 20% biodiesel FAME (fatty acid methyl ester)** or 100% renewable diesel, HVO (hydrotreated vegetable oil) and GTL (gas-to-liquid) fuels. Refer to guidelines for successful application. Please consult your Cat dealer or “Caterpillar Machine Fluids Recommendations”(SEBU6250) for details.
- Auto Engine Speed Control reduces unnecessary fuel burn and greenhouse gas emissions by allowing the engine to automatically go into idle mode when the machine is not working.
- Cat S-O-S Services helps reveal excessive wear, contaminated fluids or other “unseen” issues that can shorten component life. In many cases, you can extend oil and coolant change intervals by using fluid monitoring. Consult your Cat dealer or the machine’s operation and maintenance manual for more information.
- Extended maintenance intervals not only reduce downtime but decrease the amount of fluid and filters that are replaced over the life of the machine.
- Cat VisionLink displays the CO₂ emissions for monitored assets, calculated by fuel type for the Runtime Fuel Burned each day in a selected date range.
- Remote Flash minimizes downtime and maintenance time while keeping your asset running with maximum efficiency. Alerts for machine updates are sent virtually from your Cat dealer and updates can be deployed without a dealer technician needing to be onsite.
- Remote Troubleshoot decreases maintenance time and keeps your machine running with maximum efficiency by allowing your Cat dealer to virtually test the machine while working. Once a problem is identified, a technician can fix it the first time, saving time and money.
- Cat® Reman parts are a sustainable choice. New Cat parts are designed with the potential to have more than one life, so Cat Reman parts are truly remanufactured not just repaired, rebuilt or reconditioned. Because the process ensures the latest design changes are incorporated into Cat Reman parts, you get like new quality and outstanding performance at lower cost.

****All comparisons to 315F GC. Productivity, fuel and CO₂ emissions vary by application. CO₂ emissions calculations based on a reference work cycle using 2.2 U.S. gallons per hour of #2 U.S. diesel fuel based. Applies IPCC2006 methodology using U.S. EPA Emissions Hub emission factors. Includes DEF (diesel exhaust fluid) related CO₂. Fuel measurements are at 15° C. Estimated average fuel consumption improvements are based on tests or Product Link™ data where available. Productivity improvements are based on test data.***

*****Engines with no aftertreatment devices can use higher blends, up to 100% biodiesel (for use of blends higher than 20% biodiesel, consult your Cat dealer).***

******Tailpipe greenhouse gas emissions from lower-carbon intensity fuels are essentially the same as traditional fuels.***

MORE THAN MACHINES

BUILT AROUND YOUR SUCCESS

When you buy Cat equipment, you get so much more than the machine. You also get the support of a best-in-class dealer network, backed by a range of flexible solutions, technology, tools, and more.



CUSTOMER VALUE AGREEMENTS

A Customer Value Agreement (CVA) from your Cat dealer helps you do more and worry less. A CVA simplifies machine ownership and maintenance, adds the security of expert dealer support, and gives you the peace of mind from effective equipment health management.

GENUINE CAT PARTS

Genuine Cat parts deliver the highest level of reliability and productivity. Order direct from your Cat dealer or shop online at parts.cat.com.

REPAIR OPTIONS

A broad range of repair options gives you choices that work with your needs, budget, and timeline. Every repair is performed by expert Cat technicians. You'll receive smart repair advice, a timely, accurate quote, and service that gets your machine back into action quickly.

FINANCIAL SERVICES

Count on Cat Financial to provide the best finance and extended protection solutions for your business. For more than 30 years, we have helped our customers succeed through financial service excellence.



DOZERS



SKID STEERS



MATERIAL HANDLERS



EXCAVATORS



WHEEL LOADERS




TRACK LOADERS

INCREASE YOUR PRODUCTIVITY AND PROFIT

WITH CAT ATTACHMENTS

Easily expand the performance of your machine by using any of the variety of Cat attachments. Each Cat attachment is designed to fit the weight and horsepower of Cat excavators for improved performance, safety, and stability.

COUPLERS



BUCKETS



HYDRAULIC HAMMERS



PREVENT HAMMER WEAR AND TEAR

Protect your hammer tool from overheating and rapid wear. Auto hammer stop warns you after 15 seconds of continuous firing and then automatically shuts it off after 30 seconds – all to extend the tool's service life.

GRAPPLES



MULCHERS



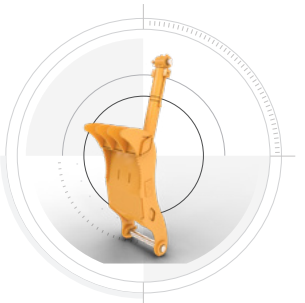
SHEARS




CAT LOCATOR

The Cat PL161 Attachment Locator is a Bluetooth device that makes finding your attachments and other gear quick and easy. The Cat app on your phone will locate the device automatically.

THUMBS



VIBRATORY PLATE COMPACTORS



TECHNICAL SPECIFICATIONS

Engine

Net Power – ISO 9249	73 kW	98 hp
Engine Model	Cat C3.6	
Engine Power – ISO 14396	74 kW	100 hp
Bore	98 mm	4 in
Stroke	120 mm	5 in
Displacement	3.6 L	220 in ³
Biodiesel Capability	Up to B20 ¹	
Emissions	Meets U.S. EPA Tier 3 emission standards.	

Net power advertised is the power available at the flywheel when the engine is equipped with fan, air intake system, exhaust system and alternator with engine speed at 2,200 rpm. Advertised power is tested per the specified standard in effect at the time of manufacture.

¹Cat diesel engines are required to use ULSD (ultra-low sulfur diesel fuel with 15 ppm of sulfur or less) or ULSD blended with the following lower-carbon intensity fuels** up to: 100% biodiesel FAME (fatty acid methyl ester)* or 100% renewable diesel, HVO (hydrotreated vegetable oil) and GTL (gas-to-liquid) fuels. Refer to guidelines for successful application. Please consult your Cat dealer or “Caterpillar Machine Fluids Recommendations” (SEBU6250) for details.

*Engines with no aftertreatment devices can use higher blends, up to 100% biodiesel (for use of blends higher than 20% biodiesel, consult your Cat dealer).

**Tailpipe greenhouse gas emissions from lower-carbon intensity fuels are essentially the same as traditional fuels.

Hydraulic System

Main System – Maximum Flow	247 L/min (65 gal/min)	
Maximum Pressure – Equipment	35 000 kPa	5,075 psi
Maximum Pressure – Travel	35 000 kPa	5,075 psi
Maximum Pressure – Swing	26 000 kPa	3,770 psi

Swing Mechanism

Swing Speed	11.5 r/min	
Maximum Swing Torque	35 kN-m	25,815 ft-lbf

Weights

Operating Weight	14 700 kg	32,400 lb
------------------	-----------	-----------

Service Refill Capacities

Fuel Tank Capacity	187 L	49.4 gal
Cooling System	15 L	4 gal
Engine Oil	8 L	2.1 gal
Final Drive – Each	3 L	0.8 gal
Hydraulic System – Including Tank	85 L	22.5 gal
Hydraulic Tank	72 L	19 gal

Dimensions

Boom	Reach 4.65 m (15'3")	
Stick	Reach 2.5 m (8'2")	
Bucket	GD 0.53 m ³ (0.69 yd ³)	
Shipping Height – Top of Cab	2810 mm	9.2 ft
Handrail Height	2860 mm	9.4 ft
Shipping Length	7440 mm	24.4 ft
Shipping Length – with Blade	8000 mm	26.2 ft
Tail Swing Radius	1570 mm	5.1 ft
Counterweight Clearance	880 mm	2.9 ft
Ground Clearance	440 mm	1.4 ft
Track Length	3750 mm	12.3 ft
Length to Center of Rollers	3040 mm	10 ft
Track Gauge	1990 mm	6.5 ft
Transport Width	2690 mm	8.8 ft

Working Ranges & Forces

Boom	Reach 4.65 m (15'3")	
Stick	Reach 2.5 m (8'2")	
Bucket	GD 0.53 m ³ (0.69 yd ³)	
Maximum Digging Depth	5490 mm	18 ft
Maximum Reach at Ground Level	8230 mm	27 ft
Maximum Cutting Height	9330 mm	30.6 ft
Maximum Loading Height	6850 mm	22.5 ft
Minimum Loading Height	2530 mm	8.3 ft
Maximum Depth Cut for 2440 mm (8 ft) Level Bottom	5280 mm	17.3 ft
Maximum Vertical Wall Digging Depth	4740 mm	15.6 ft
Minimum Working Equipment Radius	1990 mm	6.5 ft
Bucket Digging Force – ISO	107 kN	24,030 lbf
Stick Digging Force – ISO	72 kN	16,290 lbf

Air Conditioning System

The air conditioning system on this machine contains the fluorinated greenhouse gas refrigerant R134a (Global Warming Potential = 1430). The system contains 0.8 hg of refrigerant which has a CO₂ equivalent of 1.144 metric tonnes.

STANDARD & OPTIONAL EQUIPMENT

NOTE: Standard and optional equipment may vary. Consult your Cat dealer for details.

	Standard	Optional
BOOM AND STICKS		
4.65 m (15'3") Reach boom	✓	
Bucket linkage with lifting eye	✓	
2.5 m (8'2") Reach stick		✓
3.0 m (9'10") Reach stick		✓
UNDERCARRIAGE AND STRUCTURES		
Grease lubricated track link	✓	
ISO 15818 tie down points on base frame	✓	
3830 kg (8,440 lb) counterweight	✓	
500 mm (20 in) triple grouser shoes		✓
500 mm (20 in) triple grouser shoes with rubber pad		✓
600 mm (24") triple grouser shoes		✓
700 mm (28") triple grouser shoes		✓
2500 mm (8'2") blade		✓
2600 mm (8'6") blade		✓
CAB		
ROPS	✓	
Comfort Cab: mechanical suspension seat, 203 mm (8") touch screen monitor	✓	
CAT TECHNOLOGIES		
Cat Product Link	✓	
Remote Flash	✓	
Remote Troubleshoot	✓	
Auto hammer stop	✓	
ENGINE		
Cat C3.6 engine	✓	
Auto engine speed control	✓	
Engine idle shutdown	✓	
52° C (125° F) high-ambient cooling capacity without de-rate	✓	
-25° C (-13° F) cold start capability	✓	
Variable speed fan	✓	
Single fuel filtration system	✓	
Double element air filter with integrated pre-cleaner	✓	
Two selectable modes: Power, Smart	✓	
Biodiesel capability up to B20	✓	

	Standard	Optional
ELECTRICAL SYSTEM		
Maintenance free battery	✓	
LED chassis light, left-side/right-side boom lights, cab lights	✓	
Programmable time-delay LED working lights	✓	
Centralized electrical disconnect switch	✓	
SERVICE AND MAINTENANCE		
Grouped engine oil and fuel filters	✓	
Ground-level engine oil dipstick	✓	
S-O-S ports	✓	
Integrated vehicle health management system		✓
HYDRAULIC SYSTEM		
Boom and stick regeneration circuit	✓	
Auto two speed travel	✓	
Electric main control valve	✓	
Boom and stick drift reduction valve	✓	
Single type electronic pump	✓	
Boom and stick lowering check valve		✓
Medium-pressure line		✓
High-pressure line		✓
Quick coupler line		✓
SAFETY AND SECURITY		
Rear and right-side-view cameras	✓	
Ground-level engine shutoff switch	✓	
Service platform with anti-skid plate and countersunk bolts	✓	
Signaling/warning horn	✓	
Swing alarm		✓
Inspection lighting		✓

For more complete information on Cat products, dealer services and industry solutions, visit us on the web at www.cat.com.

© 2024 Caterpillar. All Rights Reserved.

VisionLink is a trademark of Caterpillar Inc., registered in the United States and in other countries.

Materials and specifications are subject to change without notice. Featured machines in photos may include additional equipment. See your Cat dealer for available options.

CAT, CATERPILLAR, LET'S DO THE WORK, their respective logos, SmartBoom, S·O·S, Product Link, "Caterpillar Corporate Yellow," the "Power Edge" and Cat "Modern Hex" trade dress as well as corporate and product identity used herein, are trademarks of Caterpillar and may not be used without permission.
www.cat.com www.caterpillar.com

AEXQ3618-01
Replaces AEXQ3618
Build Number: 07D
(Auz-NZ, Singapore)

