


GETTING STARTED GUIDE

TECHNICIANS FOR
THE WORLD



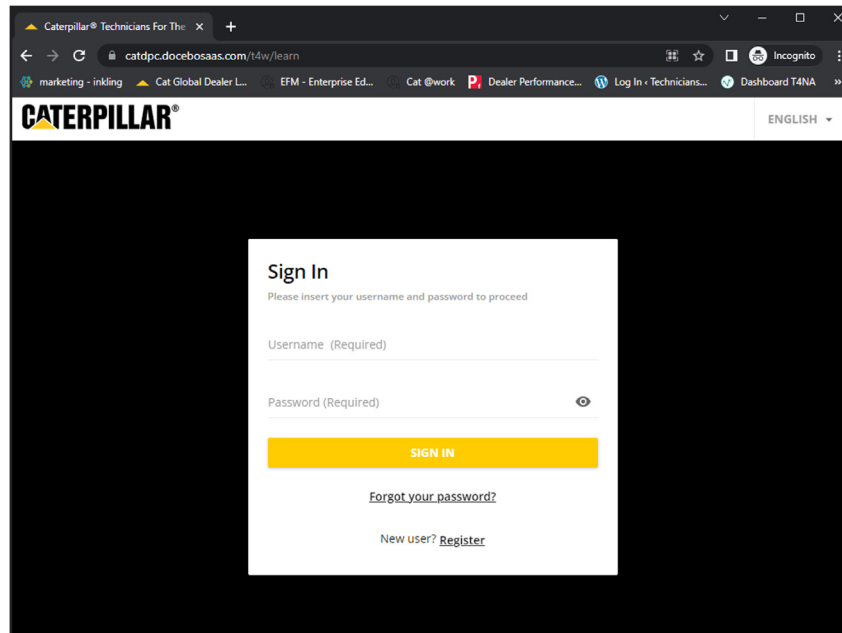
CAT[®]
LET'S DO THE WORK.™

STEP 1



- To begin, open your browser and go to <https://caterpillar.com/t4w>
- Click on the “Enroll Now” button to register for the Technicians for the World program.

STEP 2



- On the sign in screen, click on the “Register” link to create a new account.

STEP 3



Register

Begin your new learning experience by simply filling out this form.

1 User Profile — 2 Additional Fields

Email (Required)

First Name (Required) Last Name (Required)

Language (Required) Time Zone (GMT -05:00) America/Chicago

Privacy Policy for Dealer Performance Center

I accept the terms of the privacy policy [View Privacy Policy](#) (Required)

I agree with the Terms and Conditions of the service. [View Terms & Conditions](#) (Required)

Already registered? [Sign In](#)

NEXT

- Fill in the required field on the user profile registration screen. Accept the terms and conditions plus the privacy policy. Click on the next button to continue.

STEP 4



Register

Begin your new learning experience by simply filling out this form.

1 User Profile — 2 Additional Fields

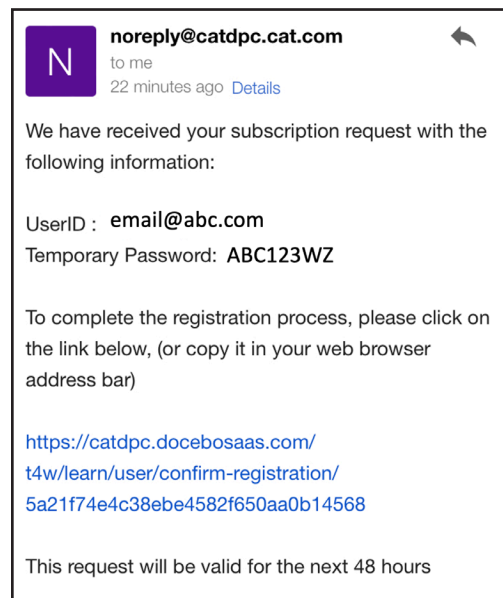
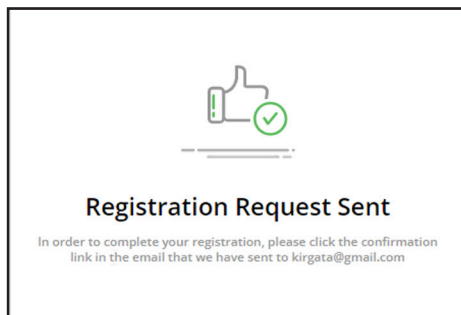
State (Required)	Address (Required)
City (Required)	Postal Code (Required)
Phone Number	School (Required)
Country (Required)	

Already registered? Sign In

PREVIOUS REGISTER

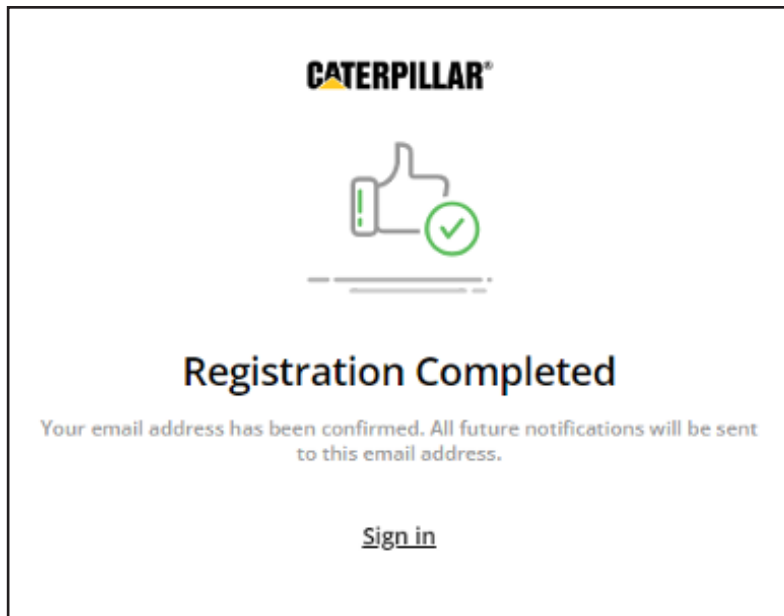
- The registration additional fields page will open. Fill in all required fields and click “Register”.
- Note: In the school field, use the full name of the school you are attend. If not attending a school type in “not attending”.

STEP 5



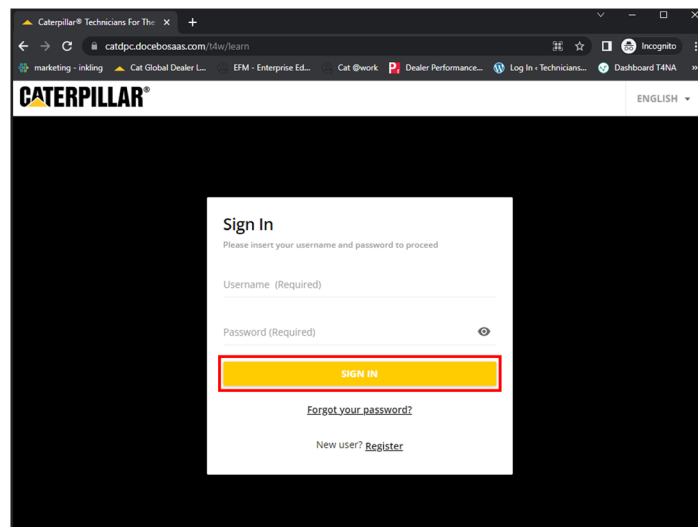
- The confirmation screen will appear to show you have started your registration. To complete the process, go to your email inbox and open the email from “noreply@catdpc.cat.com. In this email you will find your user ID and password. Click on the link to continue.

STEP 6



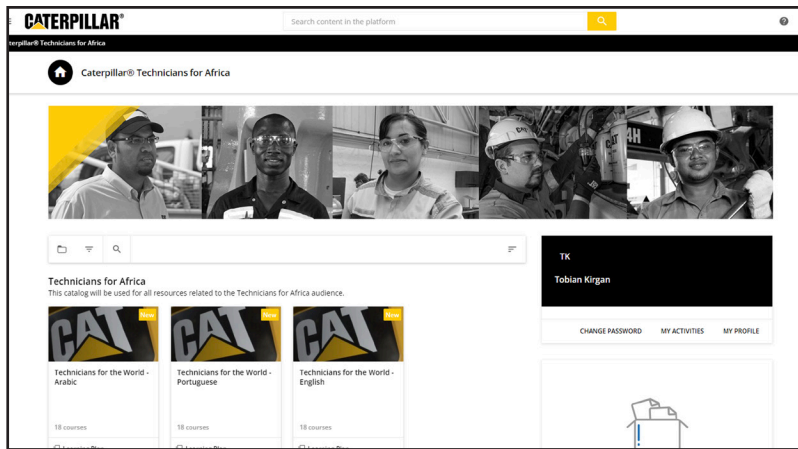
- The confirmation screen will open, then click on the "Sign In" link.

STEP 7



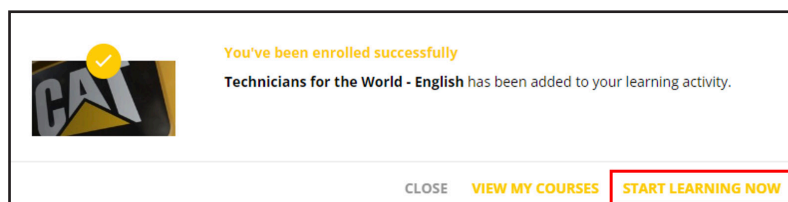
- On the sign in screen, sign in using your Username and Password provided in the email.
- Click the "Sign In" button to continue.

STEP 8



- The home page will appear presenting the learning plans that are available in language.
- Click on the “learning plan” to enroll.

STEP 9



- The learning plan window will open. In the Open section click on the “Enroll” button.
- Note: Click on the Learning Plan structure tab to view the courses in that learning plan.
- Once you clicked on the “Enroll” button, a confirmation window will pop-up. To begin learning, click on the “Start Learning Now” link.

STEP 10



Technicians for the World - English
18 courses

0% → Learning Plan Progress
0h 0m | 0h 0m

About this Learning Plan
Learning plan for the T4W English program.

- T4W The Caterpillar Story
Machine Pro - The Caterpillar Story
E-Learning
- T4W The Dealer Organization
Machine Pro - The Dealer Organization
E-Learning
- T4W The Machine Pro
Machine Pro - The Machine Pro
E-Learning
- T4W Cat Engine Product Line and This course is designed for Caterpillar
E-Learning
- T4W Asset Assembly
E-Learning

CATERPILLAR

START LEARNING NOW

Click Start Learning Now to begin your course

- Click on the checkmark to begin the course.
- This will open the course page, click on the “Start Learning Now” button to launch the course.



LET'S DO THE WORK.™