



VISIONLINK® RELEASE NOTES

October 2023

VISIONLINK®

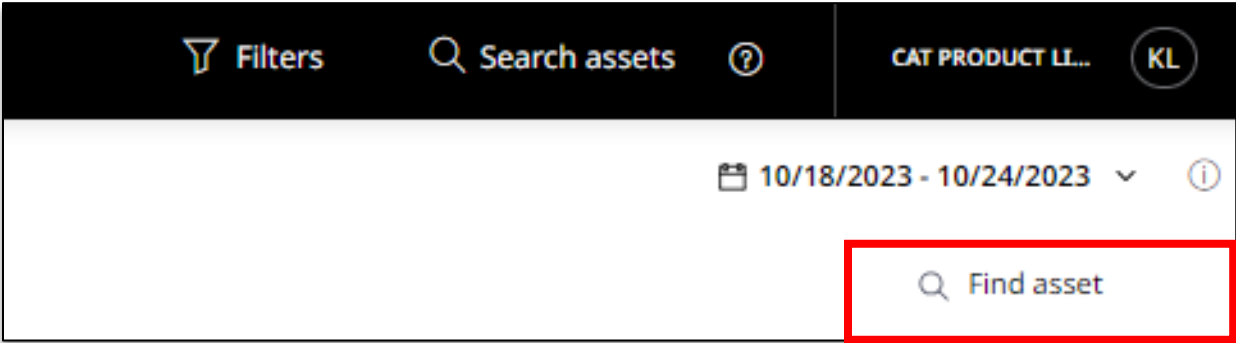
VisionLink provides an easier experience for customers to manage their assets – connected and non-connected, Cat® and equipment from other manufacturers – and enables

- increased uptime
- reduced unplanned downtime
- maximized utilization

ENHANCEMENTS

Needs Review – Ability to Search

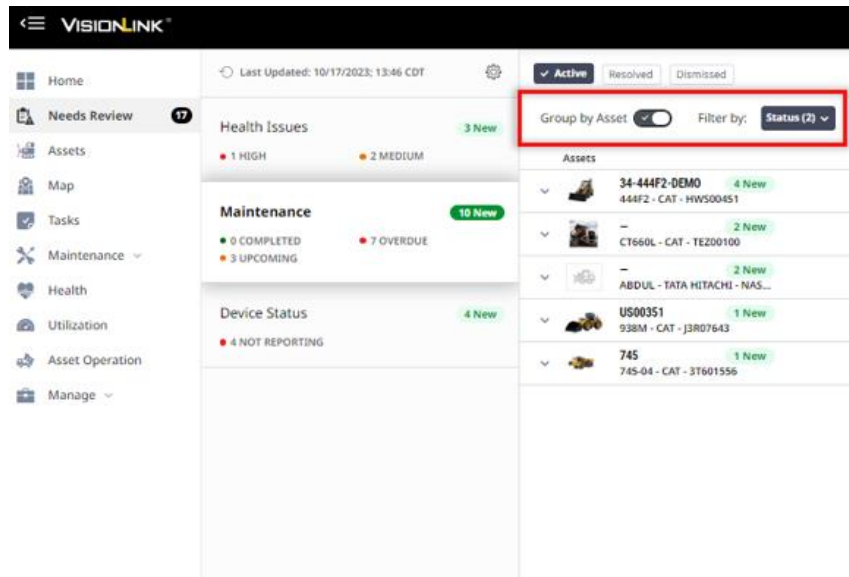
- Allows the user to search for an asset by the following:
 - Asset Serial Number
 - Asset ID
 - Make
 - Model



Needs Review – Grouping and Filtering Toggle

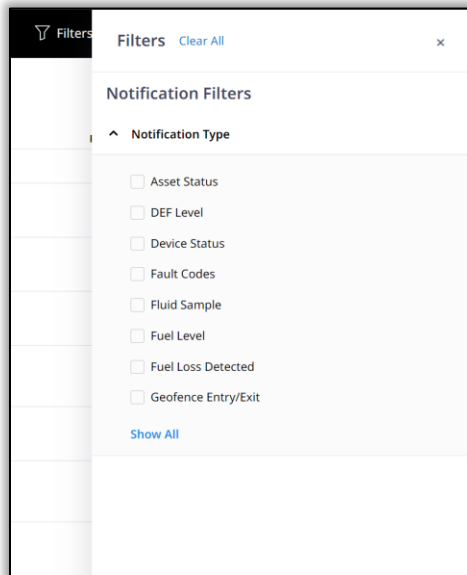
- Group by Asset allows you to see all instances that apply to the asset from newest to oldest when the asset row is expanded
- Allows you to filter on specific event category instances to help you quickly and easily get to the information you need
 - These filters apply whether Group by Asset is toggled on or off





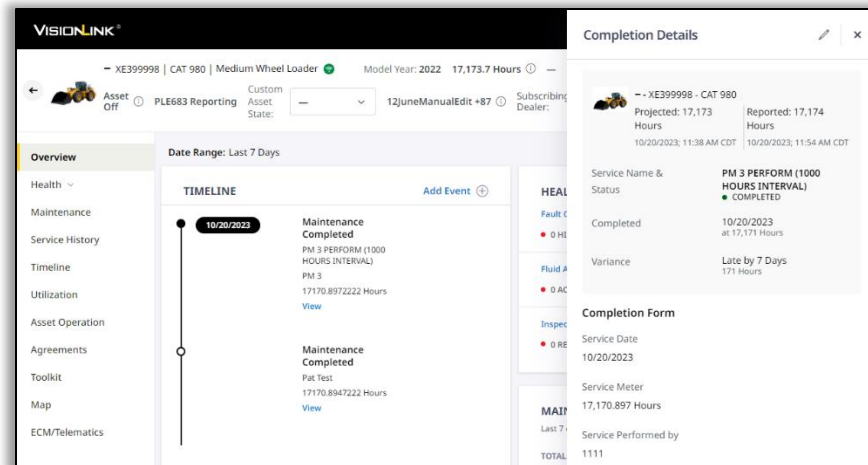
Needs Review - Notifications Filter Update

- On the Notifications page > Show Only Mine tab, the "Owner" filter option has been removed.



Assets – Asset Details > Timeline: For Maintenance Completed Entries, Open Completion Details

- When you are in Timeline view, the View link will open the Completion Details drawer instead of being redirected to Asset Details > Maintenance

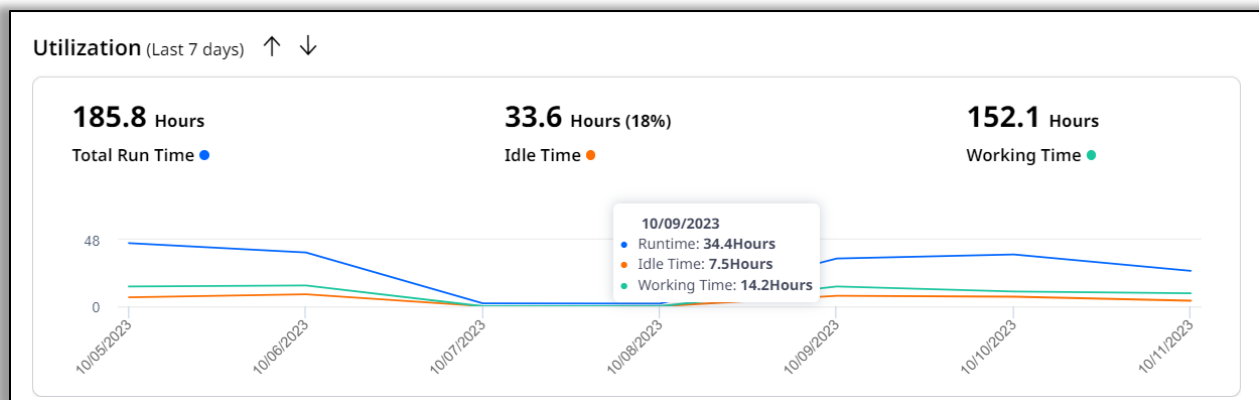


Fluid Analysis – Recommendation Column Renamed Interpretation

- For fluid sample instances in Needs Review > Health Events
- For fluid sample results in Health > Fluid Analysis and Fluid Analysis Asset Details

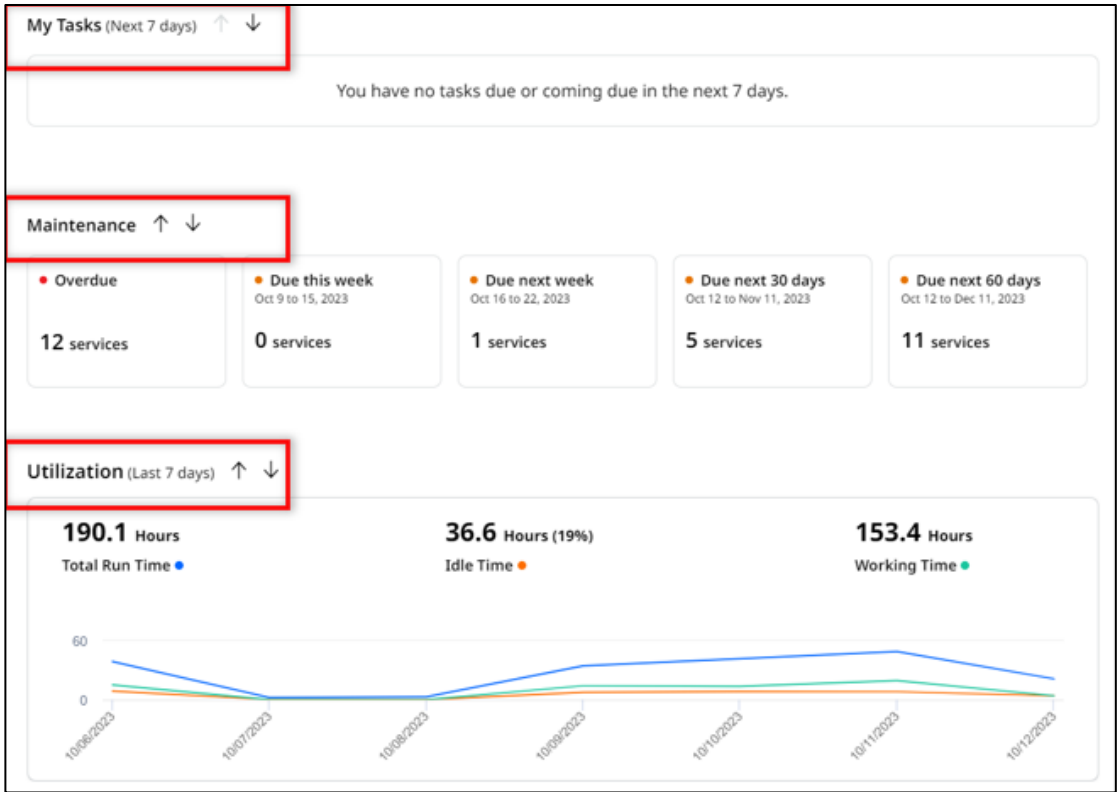
Utilization Chart on Home Page

- A Utilization chart is now available on the Home page
- It shows the **Total Runtime**, **Idle Time**, and **Working Time** data for the last seven days. To see more details, select the data in the chart



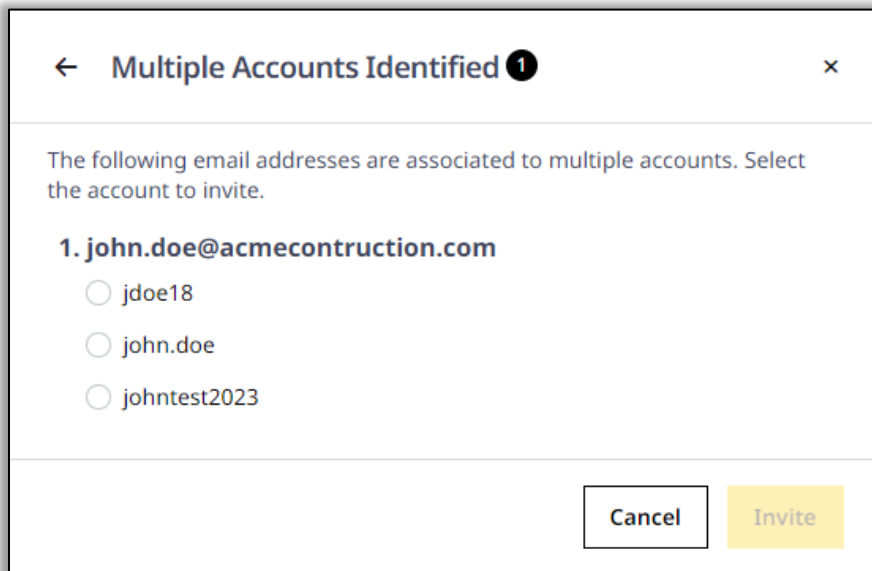
Set Home Page Preferences

- Use the arrow button on the category widgets to move up/down to personalize your Home page
- Changes will save immediately
- Ability to configure Home page based on user needs



User Management – Account Selection for User Invites

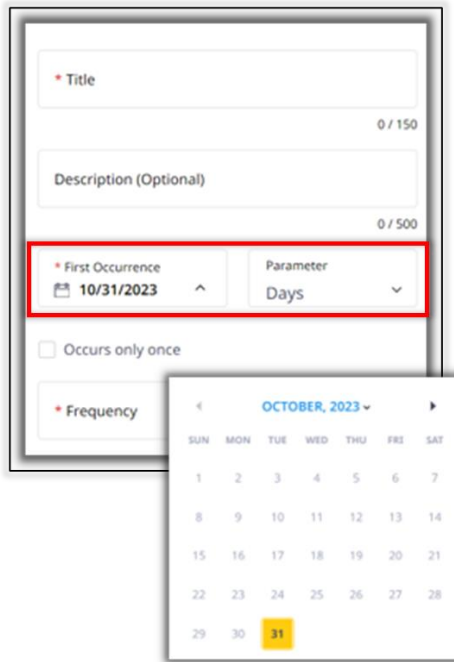
- When there are multiple usernames associated with the same email address, the admin will be prompted to select the username they would like to send the invite to



Planned Maintenance – Select Days as a Tracking Parameter

- Available under **Independent Interval** and **Major Component**

- When you need to edit an asset under Planned Maintenance, you can use Days as a tracking parameter and input a date for First Occurrence
 - *Planned Maintenance > Select Asset > Edit Settings > Edit > Click Independent Interval or Major Component > Add Service > Enter First Occurrence and Select Days as Parameter*
- Allows user to enter an accurate date a service first occurs



Utilization – Multi-Select Assets

- On the Table View, a checkbox displays for each asset next to the Asset column
- When more than one asset is selected, the bulk menu opens for the user to choose:
 - Target Settings
 - Estimates
 - Add to Group
 - Show on Map
- Allows users to select multiple assets to see specific data, easily add assets to a specific group, and view where each asset is located (save money and time shipping assets that are closer to jobsites)

(3) Selected :		Target Settings	Estimates	Add to Group	Show on Map	X
Assets	Last Known Hour Meter	Latest Utilization Report	Runtime (Hours)			
<input type="checkbox"/>	901 - CAT - YHD00152	696 10/19/2023; 03:39 CDT	10/19/2023; 17:39 JST	40.0		
<input checked="" type="checkbox"/>	34 444F2 DEMO 444F2 - CAT - HWS00694	3,450 10/19/2023; 09:18 CDT	10/18/2023; 16:18 CEST	34.6		
<input checked="" type="checkbox"/>	US00351 938M - CAT - J3R07643	829 10/18/2023; 13:14 CDT	10/19/2023; 19:07 CDT	29.7		
<input type="checkbox"/>	XQ60 XQ60 - CAT - CF900367	3,162 10/19/2023; 09:26 CDT	10/19/2023; 09:26 CDT	28.1		
<input checked="" type="checkbox"/>	34-444F2-DEMO 444F2 - CAT - HWS00451	6,679 10/19/2023; 08:33 CDT	10/19/2023; 15:33 CEST	24.6		

Utilization – KPI – Total CO₂ Emissions

- A new Total CO₂ Emissions KPI has been added to Utilization and Utilization Asset Details
 - In Utilization, the displayed value is the sum of CO₂ emissions for assets that meet applied filters (if any) for the selected date range
 - In Utilization Asset Details, the displayed value is the sum of each day's CO₂ emissions for the selected date range
- Quick way for users to know the total CO₂ Emissions for the selected assets in a given date range and applied filters

Table	Last 7 Days (10/12/2023 - 10/18/2023)	Find assets		
216.2 Hours Total Runtime	38 Hours Total Idle Time	17 % Percent Idle Time	234 gal Total Fuel Burned	5,012.5 lb Total CO ₂ Emissions

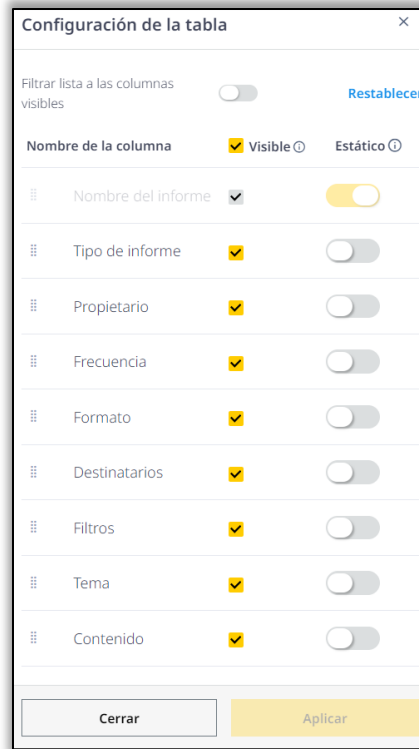
User Management – Access Sorting under the Invitation and Access Requests Tab

- On the Invitations tab, the Access column is sortable from “A to Z” or “Z-A”
 - Sort options are translated based on selected language preference
- Quickly and easily allow users to sort the data they need

Users	Invitations	Access Requests	
Find User			
Name	Username	Status	Access
bigbendnate+20211207-2@...	—	PENDING	Sort A to Z
cat.fm.styve+2969594792-24...	—	PENDING	Sort Z to A read only

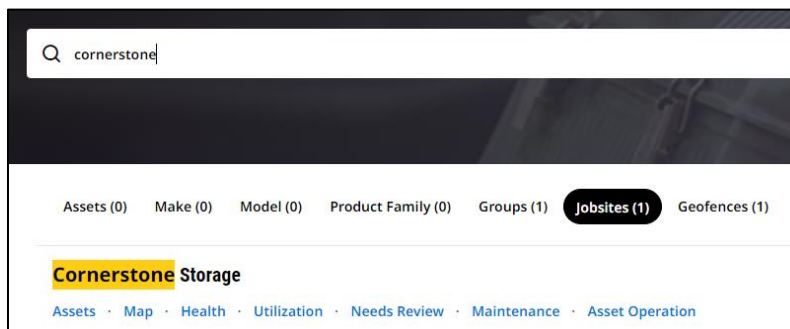
Reports – Filter Columns in Reports Based on Preferred Language

- Filter column information on the Manage > Reports page is shown in users' preferred language
- Quickly and easily allow users to sort columns in their preferred language



Geofence & Jobsite Global Search Functionality

- Allow users to search for specific geofences & jobsites



Archived Geofence Excluded from Global Search Functionality

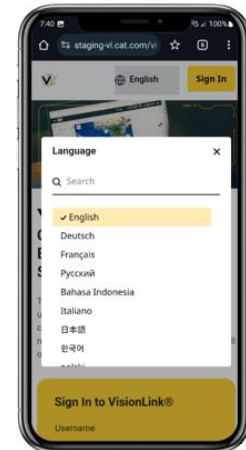
- If the geofence is archived, the search results will not include the archived geofences
- Allow users to only search for active geofences

3rd Party API Integration – Tadano API Change

- Endpoint URL has changed

VisionLink Mobile App Features

- Existing CWS account - Request VL Access bug (Fixed in V 1.2.6 - Oct 09)
- Planned: (V 1.2.7 - Oct 31)
- Mobile Browser VL.cat.com - Splash page language support
- Bug fixes
- Support customers who also use their mobile devices to access VisionLink



FIXES

We've addressed the following bug fixes to enhance the overall user experience:

- Issue in the Manage > Shares page, where certain users are unable to share an asset, the shared asset is missing the asset ID, and shared asset data is not visible
- Multiple issues in Utilization that certain users are experiencing such as unable to save changes, unable to download a report, Idle Hours and Fuel data is not updating, some data discrepancy, and missing data in Utilization Asset Details
- Issues for certain users in Manage > Notifications, when a user is unable to create a Maintenance Due notification with 100+ assets. Additionally, email / text notifications are not received or are coming late
- For some users, the Asset Operation segments and location data are missing
- Certain Dealer users are seeing duplicated assets and are unable to access asset details when searching for an asset, and are missing subscribed and non-connected assets

*Other various issues have also been addressed.

*Both the enhancements and fixes section are completed with content that has been implemented between 10.1.23-10.31.23.