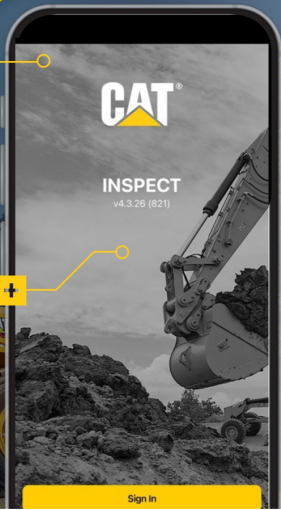


RELEASE NOTES



CAT® INSPECT



CAT® INSPECT RELEASE NOTES

October 2023

Cat Inspect

Cat Inspect is an easy-to-use application that allows users to download and complete Caterpillar and user-defined inspections with the option to include additional information like images, videos, comments, and ratings. Completed inspection details are easily retrieved from the streamlined web portal for follow up and opportunity management.

SUMMARY

Cat Inspect Mobile (Released on October 10, 2023)

- 1) Auto-capitalized the Serial Number field
- 2) Addition of a Serial Number entry page to retrieve relevant Customer & Asset data
- 3) Serial Number now placed as the first header field in Equipment information
- 4) Ability to automatically capture the location geo coordinates when starting an inspection
- 5) Location information now removed from Inspection Preview Header

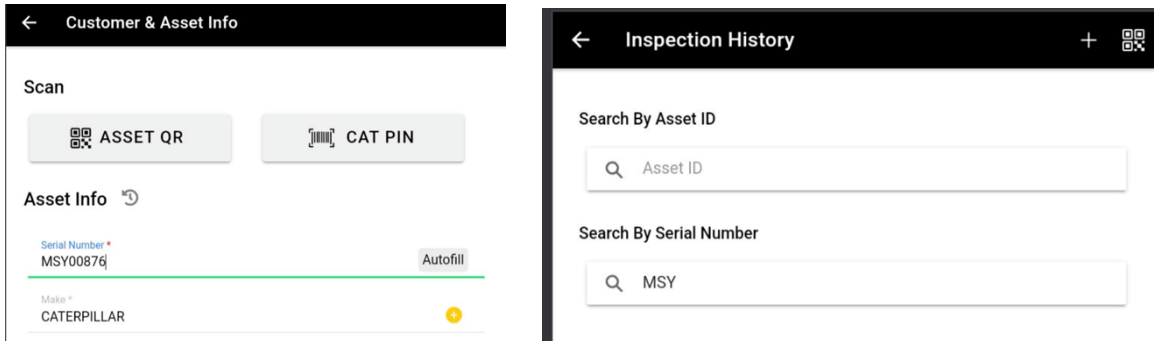
Cat Inspect Web (Released on October 3, 2023)

- 1) Ability to generate a generic QR code in Cat Inspect
- 2) Categories and Questions user interface improved when creating forms
- 3) Addition of a Serial Number entry page to autofill relevant Customer & Asset data
- 4) Serial Number now placed as the first header field in Equipment information
- 5) Serial Number now placed after Inspection Number in PDF Reports
- 6) 'Complete Time' field now added to Data Download Reports

MOBILE NEW FEATURES & ENHANCEMENTS

1. Auto capitalize the Serial Number field

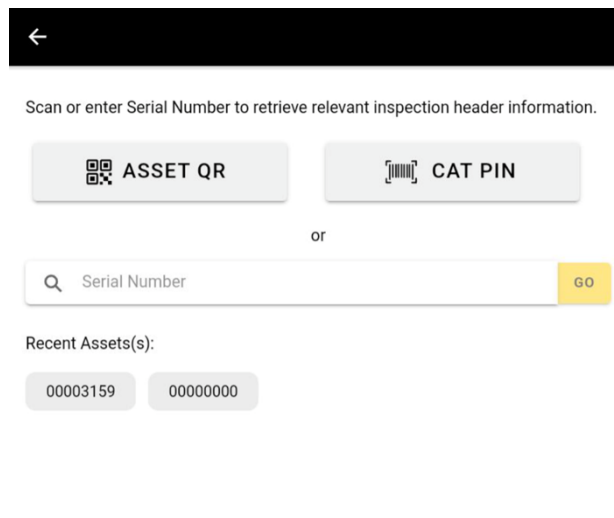
When entering a Serial Number, the app will default to automatically capitalizing for convenience.



2. Addition of a Serial Number entry page to retrieve relevant Customer & Asset data

Given the importance of the Serial Number field to an inspection, Cat Inspect will now prompt the user to enter it to auto-populate all relevant header information. Do note that this page can be skipped and accessed at any time in the inspection process.

In Mobile, you can select recent Serial Numbers for quick population.



3. Serial Number now placed as the first header field in Equipment information

Same change made on Inspect Web.

Customer & Asset Info

Scan

ASSET QR CAT PIN

Asset Info

Serial Number * 00000000 Autofill

Make * CATERPILLAR

Product Family * ASPHALT PAVER

Model * 000

Service Meter Unit * kW

Service Meter Value * 200

Asset ID Enter Asset ID

4. Ability to automatically capture the location geo coordinates when starting an inspection

If location tracking is enabled on a user's mobile device, then Cat Inspect will attempt to automatically populate the Location field. Please note that although in the Mobile interface a physical address is shown, the geo coordinates will be captured in the backend. This is similar to manually selecting the GPS arrow icon on the right-hand side of the field.

Customer & Asset Info

Scan

ASSET QR CAT PIN

Asset Info

Serial Number * 00000000 Autofill

Make * CATERPILLAR

Product Family * ASPHALT PAVER

Model * 000

Service Meter Unit * kW

Service Meter Value * 200

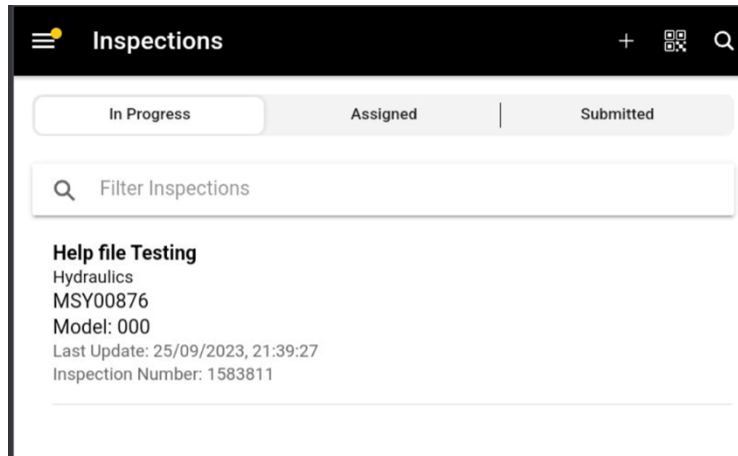
Asset ID Enter Asset ID

Location Chennai, Tamil Nadu

Customer Info

GENERAL INFO COMMENTS


5. Location information now removed from Inspection Preview Header



WEB NEW FEATURES & ENHANCEMENTS

1. Ability to generate a generic QR code in Cat Inspect

Given My.Cat.Com's (MCC) retirement in September, Cat Inspect has created a Generic QR Code creator similar to MCC. Users can enter Cat Inspect acceptable header information to be printed and then scanned via the Inspect Mobile app. Please note that the batch-create functionality is unavailable at this time.



INSPECTIONS

DOWNLOAD DATA

PERFORM INSPECTION

ASSIGN INSPECTION

FORM ADMINISTRATION

USERS

NOTIFICATIONS

QR CODE

WHAT'S NEW

Download on the App Store

GET IT ON Google Play

Download APK

QR Code


Equipment Information		Asset ID	
Make	CATERPILLAR	98765432	
Serial Number	12345678	Service Meter Unit	Hours
Product Family	AGRICULTURE	Service Meter Value	25
Model	3T	Location	
Customer Information		Customer UCID/Name	Customer Phone
	123456789 - Test Customer	→	123450000
		Clear	
Customer Email		Work Order	
Additional Email		Legend	

Asset ID : 98765432

SerialNumber : 12345678

Make : CATERPILLAR

Model : 3T



[Help Center](#)



2. Categories and Questions user interface improved when creating forms

The user interface to the Form Authoring process has been improved. Dragging and dropping categories or questions can be done with the 3-dash icon on the left. Select the 3-dots to the right of category or question to see actions.

The screenshot shows the 'Create Form' interface for 'New Equipment Form'. A progress bar at the top indicates the current step is 'CATEGORIES & QUESTIONS', with 'FORM SETTINGS' and 'HEADER FIELDS' completed and 'PREVIEW & SUBMIT' pending. The main content area is titled 'CATEGORIES AND QUESTIONS' and includes the instruction 'Manage the questions and categories you want to include in the inspections'. Below this is an 'Add Categories' section with an 'Add' button. A list of categories is shown, each with a 3-dash icon on the left and a 3-dot menu on the right. The categories include 'Center Manifold & Clutch 6 Assembly', 'Clutch 1 & Clutch 3 Housing Installation', and 'Train 1 and Clutch 1 Installation'. Under 'Clutch 1 & Clutch 3 Housing Installation', three questions are listed with their respective 3-dot menus. A 'Details' and 'Delete' menu is visible for the third question. At the bottom, there are 'Save as Draft', 'Previous', and 'Next' buttons.

3. Addition of a Serial Number entry page to autofill relevant Customer & Asset data

Similar to Mobile, given the importance of the Serial Number field to an inspection, Cat Inspect will now prompt the user to enter it to auto-populate all relevant header information. Do note that this page can be skipped and accessed at any time in the inspection process.

The screenshot shows the 'Perform Inspection' interface for 'New Equipment Form'. A progress bar at the top indicates the current step is 'CUSTOMER/ASSET DETAILS', with 'QUESTIONS' and 'SUBMIT' pending. The main content area prompts the user to 'Please enter the Serial Number of the asset'. Below this is a 'Serial Number' input field containing '12345678' and a 'Search' button. At the bottom, there are 'Previous' and 'Next' buttons.

4. Serial Number now placed as the first header field in Equipment information

Same change made on Inspect Mobile.

5. Serial Number now placed after Inspection Number in PDF Reports



PM 2F (500 HOUR INTERVAL)

PM Checklist

● 0 ● 0 ● 3 ● 0

Inspection Number	[REDACTED]	Serial Number	[REDACTED]
Make	CATERPILLAR	Model	[REDACTED]
Equipment Family	EXCAVATORS	SMU	255 Hours
Coordinates	0, 0, 0	Completed On	9/22/2023 5:36:24 PM
Inspector	[REDACTED]	PDF Generated On	9/22/2023
Inspector	[REDACTED]		

General Info & Comments

● General info/Comments NORMAL

PM 2F (500 HOUR INTERVAL)

● 1.1 REPLACE WITH NEW ENGINE OIL & FILTER FAST FILL NORMAL

● 1.2 DRAIN / REFILL FINAL DRIVE OIL NORMAL



6. 'Complete Time' field now added to Data Download Reports

'Complete Time' has been added to the reports in the DOWNLOAD DATA tab. Please note that the time zone is reflected in UTC.

M	N	O	P	Q	R	S	T	U	V	W	X	Y	Z	AA	AB	AC	
1	FormType	FormNam	Organizat	Organizat	WorkOrde	Customer	Customer	Customer	DateOpen	CompletedDateUTC (M/d	Complete Time	Priority	LocationP	GeoCoord	GeneralCc	GeneralRz	GeneralRz
2	FA1	Cold Plan	Caterpilla	Global				#####	9/21/2023	11:18 AM	Normal	5.5	0				
3	Daily	ReportAPI	Caterpilla	Global				#####	9/26/2023	12:15 PM	Normal	5.5	0				
4																	
5																	
6																	

BUG FIXES

Web/Mobile

- Fix to layout of several fields (Form Name, Category Name, Question Name) in generated inspection PDF
- Fix to order of Custom Header fields when submitting an inspection
- Fix to inspections shown in the 'In Progress' tab
- Fix to image comments syncing between Web and Mobile
- Fix to Mobile app crashing when clicking on contact icon
- Fix to Mobile app crashing when selecting camera permission
- Fix to comments becoming blank when editing the photo comments
- Fix to input field validation error on editing the sub question in categories and questions
- Fix to assigning inspections from Cat Inspect Web

COMING SOON

Here is a preview of some new features to expect in our upcoming release schedule:

- Ability to enter and access hyperlinks to SIS