



320 GX

Hydraulic Excavator

Technical Specifications

Configurations and features may vary by region. Please consult your Cat® dealer for availability in your area.

Table of Contents

Specifications	2
Engine	2
Swing Mechanism	2
Weights	2
Track	2
Drive	2
Hydraulic System	2
Service Refill Capacities	2
Standards	2
Sound Performance	3
Air Conditioning System	3
Operating Weights and Ground Pressures	3
Major Component Weights	4
Dimensions	5
Working Ranges and Forces	6
Reach Boom Lift Capacities	7
Bucket Specifications and Compatibility	11
Attachments Offering Guide:	
Chile, Colombia	12
Turkey	13
Standard and Optional Equipment	14
Dealer Installed Kits and Attachments	15
320 GX Environmental Declaration	16

320 GX Hydraulic Excavator Specifications

Engine

Engine Model	Cat® C4.4	
Net Power		
ISO 9249	105.7 kW	142 hp
ISO 9249 (DIN)	144 hp (metric)	
Engine Power		
ISO 14396	110.1 kW	148 hp
ISO 14396 (DIN)	150 hp (metric)	
Bore	105 mm	4 in
Stroke	127 mm	5 in
Displacement	4.4 L	269 in ³
Biodiesel Capability	Up to B20 ⁽¹⁾	

- Meets U.S. EPA Tier 4 Final and EU Stage V emission standards.
- Recommended for use up to 4500 m (14,764 ft) altitude with engine power derate above 3000 m (9,842 ft).
- Advertised power is tested per the specified standard in effect at the time of manufacture.
- Net power advertised is the power available at the flywheel when the engine is equipped with fan, air intake system, exhaust system and alternator.
- Engine speed at 2,200 rpm.

⁽¹⁾Cat diesel engines are required to use ULSD (ultra-low sulfur diesel fuel with 15 ppm of sulfur or less) or ULSD blended with the following lower-carbon intensity fuels** up to:

- ✓ 20% biodiesel FAME (fatty acid methyl ester)*
- ✓ 100% renewable diesel, HVO (hydrotreated vegetable oil) and GTL (gas-to-liquid) fuels

Refer to guidelines for successful application. Please consult your Cat dealer or “Caterpillar Machine Fluids Recommendations” (SEBU6250) for details.

**Engines with no aftertreatment devices can use higher blends, up to 100% biodiesel (for use of blends higher than 20% biodiesel, consult your Cat dealer).*

***Tailpipe greenhouse gas emissions from lower-carbon intensity fuels are essentially the same as traditional fuels.*

Swing Mechanism

Swing Speed	11.1 rpm	
Maximum Swing Torque	74 kN·m	54,875 lbf·ft

Weights

Operating Weight	20 200 kg	44,533 lb
------------------	-----------	-----------

- Reach boom, R2.7 (8'9") stick, General Duty (GD) 1.00 m³ (1.31 yd³) bucket, 600 mm (24") triple grouser shoes, and 3600 kg (7,940 lb) counterweight.

Track

Optional Track Shoes Width	600 mm	24 in
Optional Track Shoes Width	790 mm	31 in
Number of Shoes (each side)	45	
Number of Track Rollers (each side)	7	
Number of Carrier Rollers (each side)	2	

Drive

Maximum Gradeability	35° ±70%	
Maximum Travel Speed	5.7 km/h	3.5 mph
Maximum Drawbar Pull	201 kN	45,187 lbf

Hydraulic System

Main System – Maximum Flow – Implement	429 L/min (214.5 L/min × 2 pumps)	113 gal/min (56.7 gal/min × 2 pumps)
Maximum Pressure – Equipment – Normal	35 000 kPa	5,075 psi
Maximum Pressure – Travel	35 000 kPa	5,075 psi
Maximum Pressure – Swing	25 000 kPa	3,625 psi
Boom Cylinder – Bore	120 mm	5 in
Boom Cylinder – Stroke	1260 mm	50 in
Stick Cylinder – Bore	135 mm	5 in
Stick Cylinder – Stroke	1504 mm	59 in
Bucket Cylinder – Bore	115 mm	5 in
Bucket Cylinder – Stroke	1104 mm	43 in

Service Refill Capacities

Fuel Tank Capacity	390 L	103.0 gal
Cooling System	24.5 L	6.5 gal
Engine Oil	15 L	4.0 gal
Swing Drive	5.5 L	1.5 gal
Final Drive (each)	4.5 L	1.2 gal
Hydraulic System (including tank)	218 L	57.6 gal
Hydraulic Tank (including suction pipe)	115 L	30.4 gal
Diesel Exhaust Fluid (DEF) Tank	26 L	6.9 gal

Standards

Brakes	ISO 10265:2008
Cab/Operator Protective Guards (OPG) (optional)	ISO 10262:1998 Level II
Rollover Protective Structure (ROPS) (optional)	ISO 12117-2 2008

320 GX Hydraulic Excavator Specifications

Sound Performance

ISO 6395:2008 (external) 102 dB(A)

ISO 6396:2008 (inside cab) 70 dB(A)

- Hearing protection may be needed when operating with an open operator station and cab (when not properly maintained or doors/windows open) for extended periods or in a noisy environment.

Air Conditioning System

The air conditioning system on this machine contains the fluorinated greenhouse gas refrigerant R134a (Global Warming Potential = 1430). The system contains 0.85 kg of refrigerant, which has a CO₂ equivalent of 1.216 metric tonnes.

Operating Weights and Ground Pressures

Base Machine Configurations	600 mm (24 in) Triple Grouser Shoes		790 mm (31 in) Triple Grouser Shoes	
	Weight kg (lb)	Ground Pressure kPa (psi)	Weight kg (lb)	Ground Pressure kPa (psi)
Base Frame with Track Rollers and Carrier Rollers				
3600 kg (7,940 lb) Counterweight + Standard Undercarriage Base Machine				
Reach Boom + R2.7B1 (8'9") Stick + 1.00 m ³ (1.31 yd ³) GD Bucket + HP tool control lines	20 200 (44,500)	46.5 (6.7)	20 800 (45,900)	36.4 (5.3)
Reach Boom + R2.5B1 (8'2") Stick + 1.00 m ³ (1.31 yd ³) GD Bucket + HP tool control lines	20 100 (44,300)	46.3 (6.7)	20 800 (45,900)	36.4 (5.3)

All operating weights include a 90% fuel tank with 75 kg (165 lb) operator.

320 GX Hydraulic Excavator Specifications

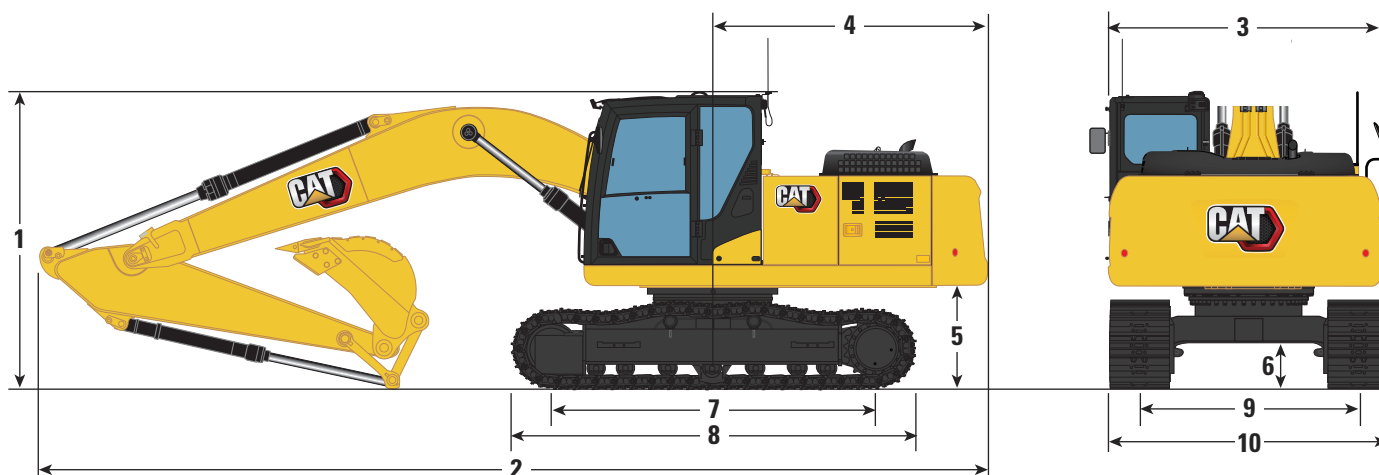
Major Component Weights

	kg	lb
Base Machine (with 3600 kg [7,940 lb] counterweight, upper frame, standard undercarriage with rollers and two boom cylinders – does not include boom, stick, bucket, stick cylinder, bucket cylinder, tracks, 90% fuel tank and 75 kg [165 lb] operator).	13 810	30,440
Track Shoes:		
600 mm (24") Width, 8.5 mm (0.33") Thick Triple Grouser Track Shoes	2390	5,270
790 mm (31") Width, 10 mm (0.39") Thick Triple Grouser Track Shoes	3010	6,640
Two Boom Cylinders	360	790
Weight of 90% Fuel Tank and 75 kg (165 lb) Operator	380	840
Counterweight:		
3600 kg (7,940 lb) Counterweight	3600	930
Booms (including cylinder lines, pins, stick cylinder):		
Reach Boom 5.7 m (18'8")	1650	3,640
High Pressure (HP) tool control lines for Reach Boom 5.7 m (18'8")	80	180
Sticks (including cylinder lines, pins, bucket cylinder, bucket linkage):		
Reach Stick R2.5B1 (8'2")	1000	2,190
Reach Stick R2.7B1 (8'9")	1030	2,260
HP tool control lines for Reach Stick R2.5B1 (8'2")	50	100
HP tool control lines for Reach Stick R2.7B1 (8'9")	60	120
Bucket (without linkage, with tips and side cutters):		
1.00 m ³ (1.31 yd ³) GD with Advansys Tips	790	1,750

320 GX Hydraulic Excavator Specifications

Dimensions

All dimensions are approximate and may vary depending on bucket selection.

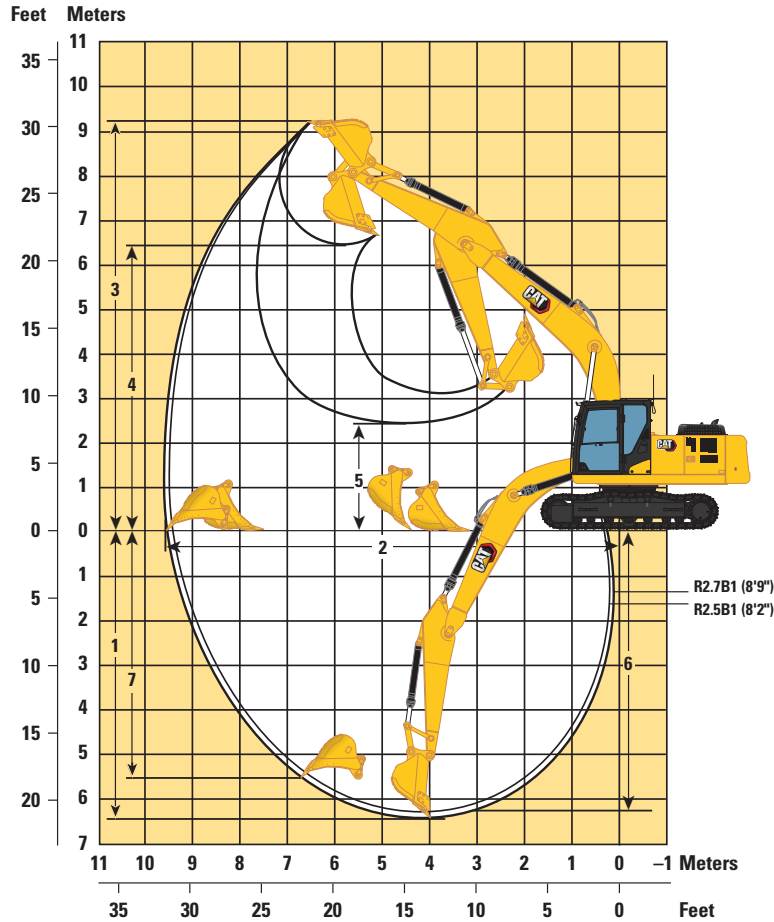


Boom Option	Reach Boom 5.7 m (18'8")			
	Stick Options		Reach Stick	
	R2.5B1 (8'2")		R2.7B1 (8'9")	
1 Machine Height				
Top of Cab Height	2960 mm	9'9"	2960 mm	9'9"
Top of OPG Height	3100 mm	10'2"	3100 mm	10'2"
Handrail Height	3010 mm	9'11"	3010 mm	9'11"
With Boom/Stick/Bucket Installed	3280 mm	10'8"	3130 mm	10'3"
With Boom/Stick Installed	3010 mm	9'11"	3010 mm	9'11"
With Boom Installed	3010 mm	9'11"	3010 mm	9'11"
2 Machine Length				
With Boom/Stick/Bucket Installed	9580 mm	31'5"	9570 mm	31'5"
With Boom/Stick Installed	9540 mm	31'4"	9560 mm	31'4"
With Boom Installed	8510 mm	27'11"	8510 mm	27'11"
3 Upperframe Width	2740 mm	9'0"	2740 mm	9'0"
4 Tail Swing Radius	2830 mm	9'3"	2830 mm	9'3"
5 Counterweight Clearance	1040 mm	3'5"	1040 mm	3'5"
6 Ground Clearance	460 mm	1'6"	460 mm	1'6"
7 Track Length – Length to Center of Rollers	3270 mm	10'9"	3270 mm	10'9"
8 Track Length – Crawler Overall Length	4080 mm	13'5"	4080 mm	13'5"
9 Track Gauge	2200 mm	7'3"	2200 mm	7'3"
10 Undercarriage Width				
600 mm (24") Shoes	2800 mm	9'2"	2800 mm	9'2"
790 mm (31") Shoes	2990 mm	9'10"	2990 mm	9'10"
Bucket Type	GD		GD	
Bucket Capacity	1.00 m ³	1.31 yd ³	1.00 m ³	1.31 yd ³
Bucket Tip Radius	1572 mm	5'2"	1572 mm	5'2"

320 GX Hydraulic Excavator Specifications

Working Ranges and Forces

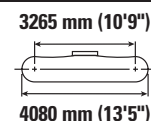
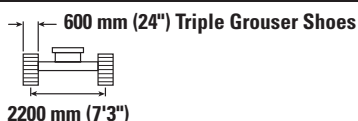
All dimensions are approximate and may vary depending on bucket selection.














Boom Option	Reach Boom 5.7 m (18'8")			
Stick Options	Reach Stick			
	R2.5B1 (8'2")		R2.7B1 (8'9")	
1 Maximum Digging Depth	6310 mm	20'8"	6510 mm	21'4"
2 Maximum Reach at Ground Line	9470 mm	31'1"	9660 mm	31'8"
3 Maximum Cutting Height	9240 mm	30'4"	9340 mm	30'8"
4 Maximum Loading Height	6280 mm	20'7"	6380 mm	20'11"
5 Minimum Loading Height	2580 mm	8'6"	2380 mm	7'10"
6 Maximum Depth Cut for 2440 mm (8 ft) Level Bottom	6120 mm	20'1"	5770 mm	18'11"
7 Maximum Vertical Wall Digging Depth	5380 mm	17'8"	5570 mm	18'3"
Minimum Working Equipment Radius	3700 mm	12'2"	3680 mm	12'1"
Bucket Digging Force (ISO)	130 kN	29,230 lbf	130 kN	29,225 lbf
Stick Digging Force (ISO)	110 kN	24,730 lbf	105 kN	23,605 lbf
Bucket Type	GD		GD	
Bucket Capacity	1.00 m ³	1.31 yd ³	1.00 m ³	1.31 yd ³
Bucket Tip Radius	1572 mm	5'2"	1572 mm	5'2"

320 GX Hydraulic Excavator Specifications

Reach Boom Lift Capacities – Counterweight: 3600 kg (7,940 lb) – without Bucket



		3.0 m/10'0"		4.5 m/15'0"		6.0 m/20'0"		7.5 m/25'0"				m ft/in	
													
7.5 m 25'0"	kg lb										*4550 *10,100	*4550 *10,100	5.59 17'11"
6.0 m 20'0"	kg lb					*5400 *11,850	4400 9,450				*4150 *9,150	3550 7,900	6.82 22'2"
4.5 m 15'0"	kg lb			*6800 *14,600	6600 14,250	*5850 *12,700	4250 9,200	4400	3000		*4050 *8,950	2950 6,550	7.56 24'9"
3.0 m 10'0"	kg lb			*8550 *18,350	6100 13,200	6100 13,050	4050 8,750	4350	2950		3950 8,700	2650 5,850	7.96 26'1"
1.5 m 5'0"	kg lb			9000 19,400	5700 12,300	5850 12,600	3850 8,300	4250	2850		3800 8,400	2550 5,600	8.05 26'5"
0 m 0'0"	kg lb			8800 18,900	5500 11,850	5700 12,250	3750 8,050	4150	2800		3900 8,600	2600 5,750	7.86 25'9"
-1.5 m -5'0"	kg lb	*10 500 *23,900	*10 400 22,250	8750 18,800	5500 11,800	5650 12,150	3700 7,950				4300 9,450	2850 6,250	7.35 24'1"
-3.0 m -10'0"	kg lb	*13 350 *28,900	10 550 22,650	8850 19,000	5550 11,950	5750 12,350	3750 8,100				5200 11,500	3450 7,600	6.46 21'1"
-4.5 m -15'0"	kg lb			*7250 *15,200	5800 12,550						*6250 *13,750	5050 11,450	4.98 16'0"



ISO 10567:2007



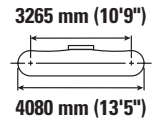
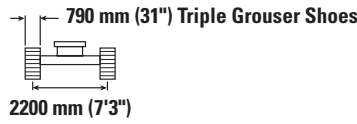
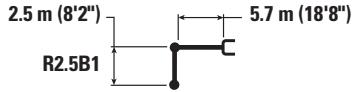
*Indicates that the load is limited by hydraulic lifting capacity rather than tipping load. The above loads are in compliance with hydraulic excavator lift capacity standard ISO 10567:2007. They do not exceed 87% of hydraulic lifting capacity or 75% of tipping load. Weight of all lifting accessories must be deducted from the above lifting capacities. Lifting capacities are based on the machine standing on a firm, uniform supporting surface. The use of a work tool attachment point to handle/lift objects, could affect the machine lift performance.












Lift capacity stays with ±5% for all available track shoes.

Always refer to the appropriate Operation and Maintenance Manual for specific product information.

320 GX Hydraulic Excavator Specifications

Reach Boom Lift Capacities – Counterweight: 3600 kg (7,940 lb) – without Bucket



		3.0 m/10'0"		4.5 m/15'0"		6.0 m/20'0"		7.5 m/25'0"				m ft/in
												
7.5 m 25'0"	kg lb									*4550 *10,100	*4550 *10,100	5.59 17'11"
6.0 m 20'0"	kg lb					*5400 *11,850	4500 9,700			*4150 *9,150	3650 8,150	6.82 22'2"
4.5 m 15'0"	kg lb			*6800 *14,600	6800 14,600	*5850 *12,700	4400 9,450	4550	3100	*4050 *8,950	3050 6,700	7.56 24'9"
3.0 m 10'0"	kg lb			*8550 *18,350	6300 13,550	6250 13,450	4200 9,000	4450 9,600	3000 6,450	*4100 *9,000	2750 6,050	7.96 26'1"
1.5 m 5'0"	kg lb			9300 19,950	5850 12,650	6050 12,950	4000 8,550	4350 9,400	2900 6,300	3950 8,650	2650 5,800	8.05 26'5"
0 m 0'0"	kg lb			9050 19,450	5650 12,200	5900 12,650	3850 8,300	4300 9,250	2850 6,150	4050 8,850	2700 5,900	7.86 25'9"
-1.5 m -5'0"	kg lb	*10 500 *23,250	*10 500 22,900	9000 1,950	5650 12,150	5850 12,550	3800 8,200			4400 9,750	2950 6,450	7.35 24'1"
-3.0 m -10'0"	kg lb	*13 350 *28,900	10 850 23,300	9100 19,600	5750 12,300	5900 12,700	3850 8,350			5350 11,850	3550 7,800	6.46 21'1"
-4.5 m -15'0"	kg lb			*7250 *15,200	5950 12,900					*6250 *13,750	5200 11,800	4.98 16'0"



ISO 10567:2007



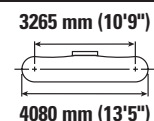
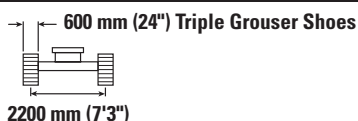
*Indicates that the load is limited by hydraulic lifting capacity rather than tipping load. The above loads are in compliance with hydraulic excavator lift capacity standard ISO 10567:2007. They do not exceed 87% of hydraulic lifting capacity or 75% of tipping load. Weight of all lifting accessories must be deducted from the above lifting capacities. Lifting capacities are based on the machine standing on a firm, uniform supporting surface. The use of a work tool attachment point to handle/lift objects, could affect the machine lift performance.












Lift capacity stays with ±5% for all available track shoes.

Always refer to the appropriate Operation and Maintenance Manual for specific product information.

320 GX Hydraulic Excavator Specifications

Reach Boom Lift Capacities – Counterweight: 3600 kg (7,940 lb) – without Bucket



		3.0 m/10'0"		4.5 m/15'0"		6.0 m/20'0"		7.5 m/25'0"				m ft/in
												
7.5 m 25'0"	kg lb									*4100 *9,150	*4100 *9,150	5.85 18'10"
6.0 m 20'0"	kg lb					*5200 *11,350	4450 9,500			*3800 *8,350	3400 7,550	7.04 22'11"
4.5 m 15'0"	kg lb					*5650 *12,300	4300 9,250	4450 9,500	3000 6,450	*3700 *8,200	2850 6,250	7.76 25'5"
3.0 m 10'0"	kg lb			*8250 *17,800	6150 13,300	6100 13,100	4100 8,800	4350 9,300	2950 6,300	*3800 *8,350	2550 5,650	8.14 26'8"
1.5 m 5'0"	kg lb			9050 19,450	5750 12,350	5850 12,600	3850 8,350	4250 9,100	2850 6,100	3700 8,100	2450 5,400	8.24 27'0"
0 m 0'0"	kg lb	*5200 *12,100	*5200 *12,100	8800 18,900	5500 11,850	5700 12,250	3750 8,000	4150 8,950	2750 5,950	3750 8,300	2500 5,500	8.05 26'5"
-1.5 m -5'0"	kg lb	*10 250 *23,250	*10 250 22,100	8750 18,750	5450 11,750	5650 12,150	3650 7,900	4150 9,100	2750 6,100	4100 9,050	2750 6,000	7.56 24'9"
-3.0 m -10'0"	kg lb	*13 750 *29,800	10 500 22,500	8800 18,950	5500 11,900	5700 12,250	3700 8,000			4900 10,900	3250 7,200	6.70 21'10"
-4.5 m -15'0"	kg lb	*10 650 *22,800	*10 650 22,800	*7700 *16,300	5750 12,400					*6250 *13,650	4600 10,450	5.28 17'0"



ISO 10567:2007



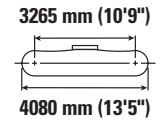
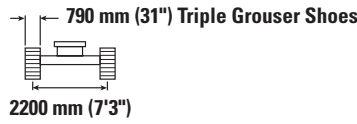
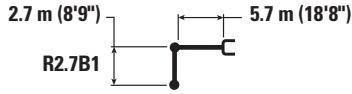
*Indicates that the load is limited by hydraulic lifting capacity rather than tipping load. The above loads are in compliance with hydraulic excavator lift capacity standard ISO 10567:2007. They do not exceed 87% of hydraulic lifting capacity or 75% of tipping load. Weight of all lifting accessories must be deducted from the above lifting capacities. Lifting capacities are based on the machine standing on a firm, uniform supporting surface. The use of a work tool attachment point to handle/lift objects, could affect the machine lift performance.












Lift capacity stays with ±5% for all available track shoes.

Always refer to the appropriate Operation and Maintenance Manual for specific product information.

320 GX Hydraulic Excavator Specifications

Reach Boom Lift Capacities – Counterweight: 3600 kg (7,940 lb) – without Bucket



		3.0 m/10'0"		4.5 m/15'0"		6.0 m/20'0"		7.5 m/25'0"				m ft/in
												
7.5 m 25'0"	kg lb									*4100 *9,150	*4100 *9,150	5.85 18'10"
6.0 m 20'0"	kg lb					*5200 *11,350	4550 9,750			*3800 *8,350	3450 7,750	7.04 22'11"
4.5 m 15'0"	kg lb					*5650 *12,300	4400 9,450	4550 9,750	3100 6,650	*3700 *8,200	2900 6,450	7.76 25'5"
3.0 m 10'0"	kg lb			*8250 *17,800	6350 13,650	6250 13,450	4200 9,000	4450 9,600	3000 6,450	*3800 *8,350	2650 5,800	8.14 26'8"
1.5 m 5'0"	kg lb			9300 20,000	5900 12,700	6050 12,950	4000 8,550	4350 9,350	2900 6,250	3800 8,350	2550 5,600	8.24 27'0"
0 m 0'0"	kg lb	*5200 *12,100	*5200 *12,100	9050 19,450	5650 12,200	5850 12,650	3850 8,250	4300 9,200	2850 6,100	3900 8,550	2600 5,700	8.05 26'5"
-1.5 m -5'0"	kg lb	*10 250 *23,250	*10 250 22,700	9000 19,300	5600 12,050	5800 12,500	3800 8,150	4250 9,300	2850 6,200	4250 9,300	2800 6,200	7.56 24'9"
-3.0 m -10'0"	kg lb	*13 750 *29,800	10 800 23,100	9100 19,500	5600 12,250	5850 12,600	3800 8,250			5050 11,200	3350 7,400	6.70 21'10"
-4.5 m -15'0"	kg lb	*10 650 *22,800	*10 650 *22,800	*7700 *16,300	5800 12,750					*6250 *13,650	4750 10,700	5.28 17'0"



ISO 10567:2007



*Indicates that the load is limited by hydraulic lifting capacity rather than tipping load. The above loads are in compliance with hydraulic excavator lift capacity standard ISO 10567:2007. They do not exceed 87% of hydraulic lifting capacity or 75% of tipping load. Weight of all lifting accessories must be deducted from the above lifting capacities. Lifting capacities are based on the machine standing on a firm, uniform supporting surface. The use of a work tool attachment point to handle/lift objects, could affect the machine lift performance.

Lift capacity stays with ±5% for all available track shoes.

Always refer to the appropriate Operation and Maintenance Manual for specific product information.

320 GX Hydraulic Excavator Specifications

Bucket Specifications and Compatibility

	Linkage	Counterweight							3600 kg (7,940 lb)	
		Width		Capacity		Weight		Fill	Reach Boom	
		mm	in	m ³	yd ³	kg	lb	%	R2.5 m (8'2")	R2.7 m (8'9")
Pin-On (No Quick Coupler)										
General Duty	B	1050	41	0.90	1.18	744	1,640	100	●	●
	B	1050	42	1.00	1.31	793	1,748	100	◎	◎
Maximum load with pin-on (payload + bucket)								kg	2620	2605
								lb	5,776	5,743

The above loads are in compliance with hydraulic excavator standard EN474-5:2006+A3:2013, they do not exceed 87% of hydraulic lifting capacity or 75% of tipping capacity with front linkage fully extended at ground line with bucket curled.

Capacity based on ISO 7451:2007.

Bucket weight with General Duty tips.

Maximum Material Density:

● 2100 kg/m³ (3,500 lb/yd³)

◎ 1800 kg/m³ (3,000 lb/yd³)

Caterpillar recommends using appropriate work tools to maximize the value customers receive from our products. Use of work tools, including buckets, which are outside of Caterpillar's recommendations or specifications for weight, dimensions, flows, pressures, etc. may result in less-than-optimal performance, including but not limited to reductions in production, stability, reliability, and component durability. Improper use of a work tool resulting in sweeping, prying, twisting and/or catching of heavy loads will reduce the life of the boom and stick.

320 GX Hydraulic Excavator Specifications

Attachments Offering Guide – Chile, Colombia

Not all Attachments are available in all regions. Consult your Cat dealer for configurations available in your region.

Match
 * Working range front only
 † Allowed usage on machine less than 50%
 No Match

PIN-ON ATTACHMENTS

Counterweight		3600 kg (7,940 lb)	
Boom Type		Reach Boom	
Stick Length		R2.5 m (8'2")	R2.7 m (8'9")
Hydraulic Hammers	H115 S	✓	✓
	H120 GC	✓	✓
	H120 GC Side Mount	✓	✓
	H120 GC S	✓	✓
	H120 S	✓	✓
	H130 GC	✓†*	
	H130 GC S	✓†	
	H130 S	✓†	✓†
Compactors (Vibratory Plate)	CVP110	✓	✓

320 GX Hydraulic Excavator Specifications

Attachments Offering Guide – Turkey

Not all Attachments are available in all regions. Consult your Cat dealer for configurations available in your region.

Match
 * Working range front only
 † Allowed usage on machine less than 50%
 No Match

PIN-ON ATTACHMENTS

Counterweight		3600 kg (7,940 lb)	
Boom Type		Reach Boom	
Stick Length		R2.5 m (8'2")	R2.7 m (8'9")
Hydraulic Hammers	H115 S	✓	✓
	H120 GC	✓	✓
	H120 GC S	✓	✓
	H120 S	✓	✓
	H130 GC	✓†*	
	H130 GC S	✓†	
	H130 S	✓†	✓†
Compactors (Vibratory Plate)	CVP110	✓	✓

CW-40s DEDICATED COUPLER ATTACHMENTS

Counterweight		3600 kg (7,940 lb)	
Boom Type		Reach Boom	
Stick Length		R2.5 m (8'2")	R2.7 m (8'9")
Hydraulic Hammers	H115 S	✓	✓
	H120 GC S	✓†	✓†
	H120 S	✓†	✓†
	H130 S	✓†	✓†
Compactors (Vibratory Plate)	CVP110	✓	✓

CW-40 DEDICATED COUPLER ATTACHMENTS

Counterweight		3600 kg (7,940 lb)	
Boom Type		Reach Boom	
Stick Length		R2.5 m (8'2")	R2.7 m (8'9")
Hydraulic Hammers	H115 S	✓	✓
	H120 GC	✓†	✓†
	H120 GC S	✓†	✓†
	H120 S	✓†	✓†
	H130 S	✓†	✓†
Compactors (Vibratory Plate)	CVP110	✓	✓

320 GX Environmental Declaration

Standard and Optional Equipment

Standard and optional equipment may vary. Consult your Cat dealer for details.

	Standard	Optional		Standard	Optional
BOOMS, STICKS AND LINKAGES					
5.7 m (18'8") Reach boom	✓				
2.5 m (8'2") Reach stick		✓			
2.7 m (8'9") Reach stick		✓			
Bucket linkage with lifting eye, B1 type	✓ ¹				
Bucket linkage without lifting eye, B1 type	✓ ²				
CAB					
Sound suppressed cab with viscous mounts	✓				
High-resolution 203 mm (8") LCD touchscreen monitor	✓				
Mechanical-suspension seat with head rest and arm rest	✓				
51 mm (2") orange seat belt	✓				
Auto bi-level air conditioner	✓				
Keyless push-to-start engine control	✓				
Fixed left-side console	✓				
1-button joysticks	✓				
3-button joysticks		✓			
AM/FM Bluetooth® radio with USB/Aux ports	✓				
Speakers (mounted on roof)	✓				
24V DC outlet	✓				
Storage compartments	✓				
Cup holder	✓				
70/30 tempered glass windshield	✓				
Rear window emergency exit	✓				
Radial wiper with washer	✓				
Openable steel hatch	✓				
LED dome light	✓				
Washable floor mat	✓				
CAT TECHNOLOGY					
VisionLink®	✓*				
VisionLink Productivity		✓			
Capability to Remote Flash	✓				
Cat Product Link™ (telematics only)					
ELECTRICAL SYSTEM					
Two 950 CCA maintenance-free batteries	✓				
Electrical disconnect switch	✓				
LED chassis and cab lights	✓				
LED right-side boom light		✓			
LED left-side boom light	✓				
ENGINE					
Cat® C4.4 single turbo diesel engine	✓				
Two selectable modes: Power, Smart	✓				
Up to 4500 m (14,764 ft) altitude capability with derate from 3000 m (9,842 ft)	✓				
ENGINE (continued)					
52° C (125° F) high-ambient cooling capacity			✓		
-25° C (-13° F) cold start capability			✓		
Electric fuel priming pump			✓		
Direct drive fan			✓		
Two-stage fuel filtration system with water separator and indicator			✓		
Sealed double element air filter with pre-cleaner			✓		
HYDRAULIC SYSTEM					
Electronic main control valve, hammer ready			✓		
Back-to-back electronic pumps			✓		
High performance hydraulic return filter			✓		
Hammer return filter				✓	
Boom and stick regeneration circuits			✓		
Automatic hydraulic oil warm-up			✓		
Automatic two-speed travel			✓		
Hammer lines			✓		
SAFETY AND SECURITY					
Anti-skid plating with countersunk bolts			✓		
Auto hammer stop			✓		
OPG with matching lights				✓	
Handrail and handhold			✓		
Lockable external tool/storage box			✓		
Lockable disconnect switch			✓		
Ground-level secondary engine shutoff switch			✓		
Signaling/warning horn			✓		
Right-hand-side edge mirror			✓		
Rearview camera ³				✓	
ROPS				✓	
Right-hand-side camera				✓ ⁴	
Travel alarm			✓		
Swing alarm				✓	
SERVICE AND MAINTENANCE					
Grouped engine oil and fuel filters			✓		
Scheduled Oil Sampling (S·O·S SM) ports			✓		
Radiator screen				✓	
UNDERCARRIAGE AND STRUCTURES					
600 mm (24") triple grouser shoes				✓	
790 mm (31") triple grouser shoes				✓	
Grease lubricated track link			✓		
Center track guiding guard			✓		
Bottom guards			✓		
Travel motor guards			✓		
OPG guard				✓	
3600 kg (7,940 lb) counterweight			✓		
Tie-down points			✓		

¹Chile, Colombia only

²Turkey only

³Mandatory for Turkey

⁴Mandatory for Turkey; not available in Chile, Colombia

*Connect subscription only. Additional subscriptions are available. Contact your Cat dealer for availability.

Dealer Installed Kits and Attachments

Attachments may vary. Consult your Cat dealer for details.

GUARDS

- 6 mm (0.24") standard swivel guard
- Mesh guard full front (not compatible with cab light cover, rain protector)
- Mesh guard lower half front

SERVICE PARTS

- Hammer floor pedal kit
- Grease gun holder

320 GX Environmental Declaration

The following information applies to the machine at the time of final manufacture as configured for sale in the regions covered in this document. The content of this declaration is valid as of the date issued; however, content related to machine features and specifications are subject to change without notice. For additional information, please see the machine's Operation and Maintenance Manual.

For more information on sustainability in action and our progress, please visit <https://www.caterpillar.com/en/company/sustainability>.

Engine

- The Cat® C4.4 engine meets U.S. EPA Tier 4 Final and EU Stage V emission standards.
- Cat diesel engines are required to use ULSD (ultra-low sulfur diesel fuel with 15 ppm of sulfur or less) or ULSD blended with the following lower-carbon intensity fuels** up to:
 - ✓ 20% biodiesel FAME (fatty acid methyl ester)*
 - ✓ 100% renewable diesel, hydrogenated vegetable oil (HVO) and gas-to-liquid (GTL) fuels

Refer to guidelines for successful application. Please consult your Cat dealer or "Caterpillar Machine Fluids Recommendations" (SEBU6250) for details.

**Engines with no aftertreatment devices can use higher blends, up to 100% biodiesel (for use of blends higher than 20% biodiesel, consult your Cat dealer).*

***Tailpipe greenhouse gas emissions from lower-carbon intensity fuels are essentially the same as traditional fuels.*

Air Conditioning System

- The air conditioning system on this machine contains the fluorinated greenhouse gas refrigerant R134a (Global Warming Potential = 1430). The system contains 0.85 kg (1.9 lb) of refrigerant which has a CO₂ equivalent of 1.216 metric tonnes (1.340 tons).

Paint

- Based on best available knowledge, the maximum allowable concentration, measured in parts per million (PPM), of the following heavy metals in paint are:
 - Barium < 0.01%
 - Cadmium < 0.01%
 - Chromium < 0.01%
 - Lead < 0.01%

Sound Performance

ISO 6395:2008 (external) 102 dB(A)

ISO 6396:2008 (inside cab) 70 dB(A)

- Hearing protection may be needed when operating with an open operator station and cab (when not properly maintained or doors/windows open) for extended periods or in a noisy environment.

Oils and Fluids

- Caterpillar factory fills with ethylene glycol coolants. Cat Diesel Engine Antifreeze/Coolant (DEAC) and Cat Extended Life Coolant (ELC) can be recycled. Consult your Cat dealer for more information.
- Cat Bio HYDO™ Advanced is an EU Ecolabel approved biodegradable hydraulic oil.
- Additional fluids are likely to be present, please consult the Operations and Maintenance Manual or the Application and Installation guide for complete fluid recommendations and maintenance intervals.

Features and Technology

- The following features and technology may contribute to fuel savings and/or carbon reduction. Features may vary. Consult your Cat dealer for details.
 - Smart mode matches machine power to digging requirements automatically
 - Automatic Engine Control reduces engine speed when the machine is not under load to minimize fuel consumption
 - Cut maintenance costs up to 20% with enhanced filters and extended service intervals
 - New hydraulic oil filter provides longer life with a 3,000-hour replacement interval – 50% longer than previous filter designs

For more complete information on Cat products, dealer services, and industry solutions, visit us on the web at www.cat.com

© 2024 Caterpillar
All rights reserved

Materials and specifications are subject to change without notice. Featured machines in photos may include additional equipment. See your Cat dealer for available options.

CAT, CATERPILLAR, LET'S DO THE WORK, their respective logos, "Caterpillar Corporate Yellow," the "Power Edge" and Cat "Modern Hex" trade dress as well as corporate and product identity used herein, are trademarks of Caterpillar and may not be used without permission. VisionLink is a trademark of Caterpillar Inc., registered in the United States and in other countries.

AEXQ3661-01 (04-2024)
Replaces AEXQ3661
Build Number: 05E
(Chile, Colombia, Turkey)

