



323 GC

Hydraulic Excavator

Technical Specifications

Configurations and features may vary by region. Please consult your Cat® dealer for availability in your area.

Table of Contents

Specifications	2
Engine	2
Swing Mechanism	2
Weights	2
Track	2
Drive	2
Hydraulic System	2
Service Refill Capacities	2
Standards	2
Sound Performance	2
Operating Weights and Ground Pressures	3
Major Component Weights	3
Dimensions	4
Working Ranges and Forces	5
Reach Boom Lift Capacities – Counterweight: 4.7 mt (10,360 lb)	6
Bucket Specifications and Compatibility	8
Attachments Offering Guide	10
Standard and Optional Equipment	16
Dealer Installed Kits and Attachments	18
323 GC Environmental Declaration	19

323 GC Hydraulic Excavator Specifications

Engine

Engine Model	Cat® C7.1	
Net Power		
ISO 9249	117 kW	157 hp
ISO 9249 (DIN)	159 hp (metric)	
Engine Power		
ISO 14396	118 kW	158 hp
ISO 14396 (DIN)	160 hp (metric)	
Bore	105 mm	4 in
Stroke	135 mm	5 in
Displacement	7.01 L	428 in ³
Biodiesel capability	Up to B20 ⁽¹⁾	

- Emits equivalent to U.S. EPA Tier 3 and EU Stage IIIA.
- Recommended for use up to 4500 m (14,760 ft) altitude with engine power derate above 3000 m (9,840 ft).
- Advertised power is tested per the specified standard in effect at the time of manufacture.
- Net power advertised is the power available at the flywheel when the engine is equipped with fan, air intake system, exhaust system and alternator.
- Engine speed at 1,800 rpm.

⁽¹⁾Cat engines are compatible with diesel fuel blended with the following lower-carbon intensity fuels** up to:

- ✓ 100% biodiesel FAME (fatty acid methyl ester)*
- ✓ 100% renewable diesel, HVO (hydrogenated vegetable oil) and GTL (gas-to-liquid) fuels

Refer to guidelines for successful application. Please consult your Cat dealer or “Caterpillar Machine Fluids Recommendations” (SEBU6250) for details.

*For use of blends higher than 20% biodiesel, consult your Cat dealer.

**Tailpipe greenhouse gas emissions from lower-carbon intensity fuels are essentially the same as traditional fuels.

Swing Mechanism

Swing Speed	11.25 rpm	
Maximum Swing Torque	82.0 kN·m	60,300 lbf-ft

Weights

Operating Weight	22 700 kg	50,100 lb
------------------	-----------	-----------

- Long undercarriage, Reach boom, R2.9 m (9'5") Reach stick, General Duty (GD) 1.3 m³ (1.70 yd³) bucket, 600 mm (24") triple grouser shoes and 4.7 mt (10,360 lb) counterweight.

Track

Standard Track Shoes Width	600 mm	24 in
Optional Track Shoes Width	790 mm	31 in
Number of Shoes (each side)	49	
Number of Track Rollers (each side)	8	
Number of Carrier Rollers (each side)	2	

Drive

Gradeability	35°/70%	
Maximum Travel Speed	5.7 km/h	3.5 mph
Maximum Drawbar Pull	205 kN	45,996 lbf

Hydraulic System

Main System – Maximum Flow – Implement	429 L/min	113 gal/min
Maximum Pressure – Equipment – Implement	35 000 kPa	5,075 psi
Maximum Pressure – Travel	34 300 kPa	4,974 psi
Maximum Pressure – Swing	26 800 kPa	3,886 psi
Boom Cylinder – Bore	120 mm	5 in
Boom Cylinder – Stroke	1260 mm	50 in
Stick Cylinder – Bore	135 mm	5 in
Stick Cylinder – Stroke	1504 mm	59 in
Bucket Cylinder – Bore	115 mm	5 in
Bucket Cylinder – Stroke	1104 mm	43 in

Service Refill Capacities

Fuel Tank Capacity	345 L	91.1 gal
Cooling System	25 L	6.6 gal
Engine Oil (with filter)	25 L	6.6 gal
Swing Drive	6 L	1.6 gal
Final Drive (each)	5 L	1.3 gal
Hydraulic System (including tank)	234 L	61.8 gal
Hydraulic Tank (including suction pipe)	115 L	30.4 gal

Standards

Brakes	ISO 10265:2008
Cab/Rollover Protective Structure (ROPS)	ISO 12117-2:2008
Cab/Operator Protective Guards (OPG) (optional)	ISO 10262:1998 Level II

Sound Performance

ISO 6395:2008 (external)	99 dB(A)
ISO 6396:2008 (inside cab)	71 dB(A)

- Hearing protection may be needed when operating with an open operator station and cab (when not properly maintained or doors/windows open) for extended periods or in a noisy environment.

323 GC Hydraulic Excavator Specifications

Operating Weights and Ground Pressures

	600 mm (24") Triple Grouser Shoes		790 mm (31") Triple Grouser Shoes	
	Weight	Ground Pressure	Weight	Ground Pressure
	kg (lb)	kPa (psi)	kg (lb)	kPa (psi)
Base Machine Configurations				
HD Base Frame with Track Rollers and Carrier Rollers				
4.7 mt (10,360 lb) Counterweight + Long Undercarriage Base Machine				
Reach Boom + 2.9 m (9'5") Reach Stick + 1.3 m ³ (1.70 yd ³) GD Bucket	22 700 (50,100)	47.2 (6.8)	23 400 (51,600)	37.0 (5.4)

All operating weights include a 90% fuel tank with 75 kg (165 lb) operator.

Major Component Weights

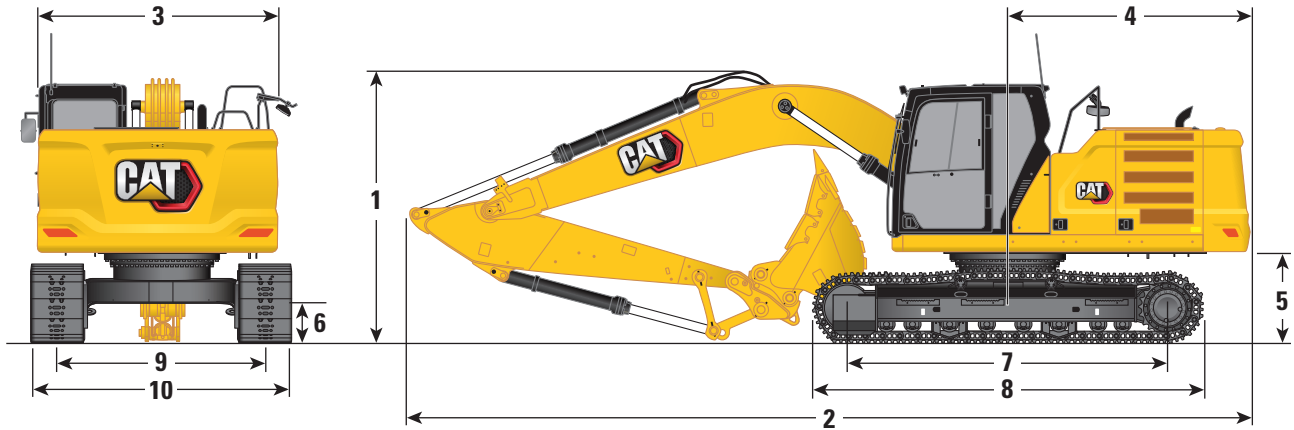
	kg	lb
Base Machine (with upper frame, long undercarriage, 4.7 mt [10,360 lb] counterweight – does not include boom, stick, bucket, boom cylinders, stick cylinder, bucket cylinder, tracks, 90% fuel tank and 75 kg [165 lb] operator).	15 600	34,400
Track Shoes:		
600 mm (24") Width, 10 mm (0.39") Thick, Triple Grouser Track Shoes	2690	5,900
790 mm (28") Width, 10 mm (0.39") Thick, Triple Grouser Track Shoes	3370	6,700
Two Boom Cylinders	340	700
Weight of 90% Fuel Tank and 75 kg (165 lb) Operator	310	700
Counterweight:		
4.7 mt (10,360 lb) Counterweight	4700	10,400
Swing Frame:		
HD Swing Frame	2120	4,700
Undercarriage:		
HD Base Frame with Standard Track Rollers and Standard Carrier Rollers	4470	9,900
Boom (including lines, pins, stick cylinder):		
Reach Boom 5.7 m (18'8")	1770	3,900
Sticks (including lines, pins, bucket cylinder, bucket linkage):		
Reach Stick R2.9B1 (9'6")	1080	2,400
Bare Reach Stick R2.9B1 (9'6")	1070	2,400
Reach Stick R2.5B1 (8'2")	1020	2,300
Bare Reach Stick R2.5B1 (8'2")	1010	2,200
Buckets (without linkage):		
1.30 m ³ (1.48 yd ³) GD	900	2,000
1.30 m ³ (1.70 yd ³) Heavy Duty (HD)	1070	2,400
1.19 m ³ (1.56 yd ³) HD	1000	2,200

Refer to page 8 for a complete list of bucket options.

323 GC Hydraulic Excavator Specifications

Dimensions

All dimensions are approximate and may vary depending on bucket selection.

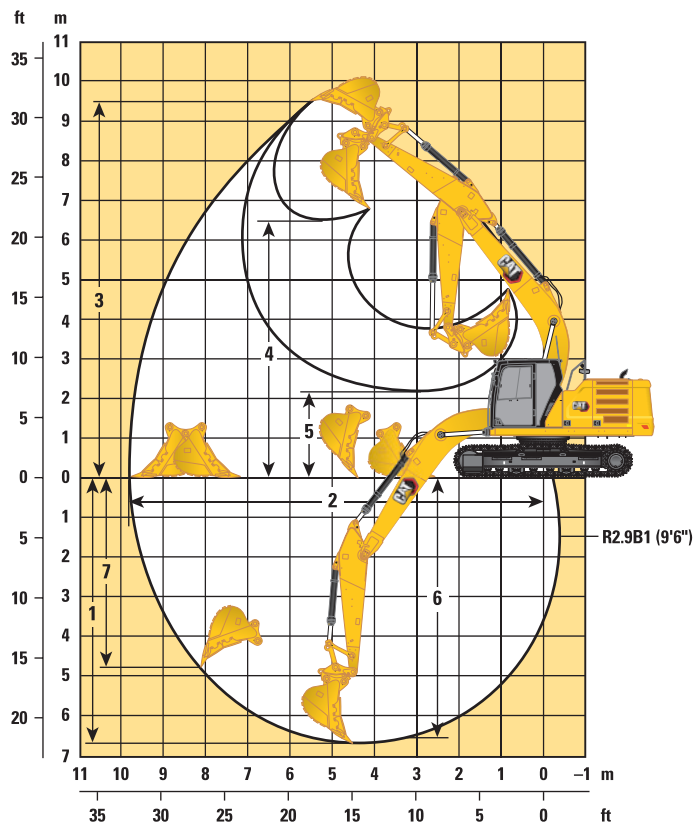


Boom Option	Reach Boom 5.7 m (18'8")			
Stick Option	Reach Stick R2.9B1 (9'6")		Reach Stick R2.5B1 (8'2")	
1 Machine Height:				
Cab Height	2960 mm	9'7"	2960 mm	9'7"
OPG Height	3104 mm	10'2"	3104 mm	10'2"
Handrail Height	2954 mm	9'7"	2954 mm	9'7"
With Boom/Stick/Bucket Installed	3162 mm	10'4"	3079 mm	10'1"
With Boom/Stick Installed	2913 mm	9'6"	2913 mm	9'6"
With Boom Installed	2475 mm	8'1"	2475 mm	8'1"
2 Machine Length:				
With Boom/Stick/Bucket Installed	9531 mm	31'3"	9531 mm	31'3"
With Boom/Stick Installed	9499 mm	31'2"	9499 mm	31'2"
With Boom Installed	8454 mm	27'7"	8454 mm	27'7"
3 Upperframe Width	2780 mm	9'1"	2780 mm	9'1"
4 Tail Swing Radius	2833 mm	9'3"	2833 mm	9'3"
5 Counterweight Clearance	1048 mm	3'4"	1048 mm	3'4"
6 Ground Clearance	468 mm	1'5"	468 mm	1'5"
7 Length to Center of Rollers	3650 mm	12'0"	3650 mm	12'0"
8 Track Length	4450 mm	14'6"	4450 mm	14'6"
9 Track Gauge	2380 mm	7'8"	2380 mm	7'8"
10 Undercarriage Width:				
600 mm (24") Shoes	2980 mm	9'8"	2980 mm	9'8"
790 mm (31") Shoes	3170 mm	10'4"	—	—
Bucket Type	GD			
Bucket Capacity	1.30 m ³	1.70 yd ³	1.30 m ³	1.70 yd ³
Bucket Tip Radius	1584 mm	5'2"	1584 mm	5'2"

323 GC Hydraulic Excavator Specifications

Working Ranges and Forces

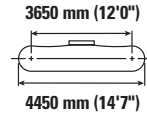
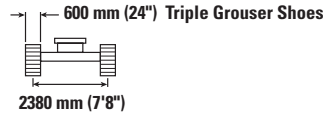
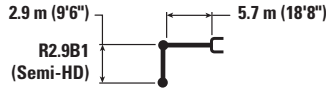
All dimensions are approximate and may vary depending on bucket selection.



Boom Option	Reach Boom 5.7 m (18'8")			
	Reach Stick R2.9B1 (9'6")		Reach Stick R2.5B1 (8'2")	
1 Maximum Digging Depth	6730 mm	22'1"	6300 mm	20'7"
2 Maximum Reach at Ground Line	9870 mm	32'5"	9470 mm	31'0"
3 Maximum Cutting Height	9450 mm	31'0"	9260 mm	30'4"
4 Maximum Loading Height	6490 mm	21'4"	6290 mm	20'6"
5 Minimum Loading Height	2170 mm	7'1"	2590 mm	8'5"
6 Maximum Depth Cut for 2440 mm (8'0") Level Bottom	6560 mm	21'6"	6110 mm	20'0"
7 Maximum Vertical Wall Digging Depth	5610 mm	18'5"	5220 mm	17'1"
Bucket Digging Force (ISO)	140 kN	31,520 lbf	140 kN	31,520 lbf
Stick Digging Force (ISO)	107 kN	23,970 lbf	107 kN	23,970 lbf
Bucket Type	GD			
Bucket Capacity	1.30 m ³	1.70 yd ³	1.30 m ³	1.70 yd ³
Bucket Tip Radius	1584 mm	5'2"	1584 mm	5'2"

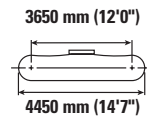
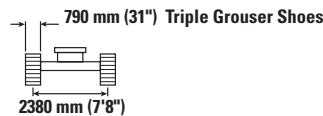
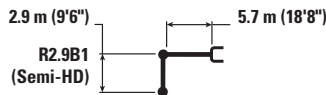
323 GC Hydraulic Excavator Specifications

Reach Boom Lift Capacities – Counterweight: 4.7 mt (10,360 lb) – without Bucket



		1500 mm/60 in		3000 mm/120 in		4500 mm/180 in		6000 mm/240 in		7500 mm/300 in		mm in		
7500 mm 300 in	kg lb							*4550	*4550			*3900 *8,650	*3900 *8,650	6160 19'9"
6000 mm 240 in	kg lb							*4900 *10,800	*4900 *10,800			*3600 *7,950	*3600 *7,950	7290 23'8"
4500 mm 180 in	kg lb							*5400 *11,800	*5400 *11,800	*5100 8,600	4000	*3550 *7,750	*3550 *7,750	7990 26'1"
3000 mm 120 in	kg lb					*7950 *17,050	*7950 *17,050	*6250 *13,500	5400 11,650	*5450 *11,800	3900 8,400	*3600 *7,950	3300 7,300	8360 27'4"
1500 mm 60 in	kg lb					*9600 *20,700	7750 16,650	*7050 *15,300	5200 11,150	*5850 12,550	3800 8,200	*3850 *8,450	3200 7,050	8450 27'8"
0 mm 0 in	kg lb			*6250 *14,300	*6250 *14,300	*10 500 *22,750	7450 16,050	*7650 *16,600	5000 10,800	5750 12,350	3700 8,000	*4250 *9,350	3250 7,200	8260 27'0"
-1500 mm -60 in	kg lb	*6650 *14,850	*6650 *14,850	*10 750 *24,450	*10 750 *24,450	*10 600 *23,000	7400 15,900	*7850 16,900	4950 10,650	5700 12,300	3700 7,950	*5000 *11,000	3550 7,750	7780 25'5"
-3000 mm -120 in	kg lb	*11 450 *25,650	*11 450 *25,650	*14 050 *30,450	*14 050 *30,450	*9950 *21,450	7450 16,000	*7350 *15,850	5000 10,750			*6050 *13,300	4150 9,150	6940 22'7"
-4500 mm -180 in	kg lb			*11 200 *23,950	*11 200 *23,950	*8050 *17,100	7650 16,500					*6100 *13,350	5700 12,800	5590 18'0"

Reach Boom Lift Capacities – Counterweight: 4.7 mt (10,360 lb) – without Bucket



		1500 mm/60 in		3000 mm/120 in		4500 mm/180 in		6000 mm/240 in		7500 mm/300 in		mm in		
7500 mm 300 in	kg lb							*4550	*4550			*3900 *8,650	*3900 *8,650	6160 19'9"
6000 mm 240 in	kg lb							*4900 *10,800	*4900 *10,800			*3600 *7,950	*3600 *7,950	7290 23'8"
4500 mm 180 in	kg lb							*5400 *11,800	*5400 *11,800	*5100 *11,150	4150 8,950	*3550 *7,750	*3550 *7,750	7990 26'1"
3000 mm 120 in	kg lb					*7950 *17,050	*7950 *17,050	*6250 *13,500	5600 12,100	*5450 *11,800	4050 8,750	*3600 *7,950	3450 7,600	8360 27'4"
1500 mm 60 in	kg lb					*9600 *20,700	8000 17,300	*7050 *15,300	5400 11,600	*5850 *12,700	3950 8,500	*3850 *8,450	3350 7,350	8450 27'8"
0 mm 0 in	kg lb			*6250 *14,300	*6250 *14,300	*10 500 *22,750	7750 16,700	*7650 *16,600	5200 11,250	6000 12,850	3850 8,300	*4250 *9,350	3400 7,500	8260 27'0"
-1500 mm -60 in	kg lb	*6650 *14,850	*6650 *14,850	*10 750 *24,450	*10 750 *24,450	*10 600 *23,000	7650 16,500	*7850 *16,950	5150 11,100	5950 12,800	3850 8,250	*5000 *11,000	3650 8,100	7780 25'5"
-3000 mm -120 in	kg lb	*11 450 *25,650	*11 450 *25,650	*14 050 *30,450	*14 050 *30,450	*9950 *21,450	7750 16,650	*7350 *15,850	5200 11,150			*6050 *13,300	4300 9,550	6940 22'7"
-4500 mm -180 in	kg lb			*11 200 *23,950	*11 200 *23,950	*8050 *17,100	7950 17,100					*6100 *13,350	5900 13,250	5590 18'0"



ISO 10567:2007



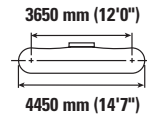
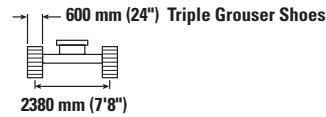
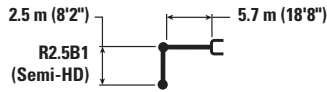
* Indicates that the load is limited by hydraulic lifting capacity rather than tipping load. The above loads are in compliance with hydraulic excavator lift capacity standard ISO 10567:2007. They do not exceed 87% of hydraulic lifting capacity or 75% of tipping load. Weight of all lifting accessories must be deducted from the above lifting capacities. Lifting capacities are based on the machine standing on a firm, uniform supporting surface. The use of a work tool attachment point to handle/lift objects, could affect the machine lift performance.

Lift capacity stays with ±5% for all available track shoes.

Always refer to the appropriate Operation and Maintenance Manual for specific product information.

323 GC Hydraulic Excavator Specifications

Reach Boom Lift Capacities – Counterweight: 4.7 mt (10,360 lb) – without Bucket



		3000 mm/120 in		4500 mm/180 in		6000 mm/240 in		7500 mm/300 in				mm in
7500 mm 300 in	kg lb									*4700 *10,500	*4700 *10,500	5610 17'11"
6000 mm 240 in	kg lb					*5350 *11,750	*5350 *11,750			*4350 *9,550	*4350 *9,550	6840 22'2"
4500 mm 180 in	kg lb			*6750 *14,550	*6750 *14,550	*5800 *12,600	5600 12,050	*4800 4000		*4250 *9,300	3900 8,650	7570 24'8"
3000 mm 120 in	kg lb			*8500 *18,250	8100 17,500	*6550 *14,200	5400 11,600	*5700 *12,400	3900 8,400	*4350 *9,550	3550 7,850	7960 26'1"
1500 mm 60 in	kg lb			*10 000 *21,600	7650 16,550	*7300 *15,850	5150 11,150	5850 12,550	3800 8,200	*4650 *10,200	3450 7,600	8050 26'4"
0 mm 0 in	kg lb			*10 700 *23,100	7450 16,050	*7800 *16,900	5050 10,850	5750 12,400	3750 8,050	*5200 *11,400	3550 7,750	7860 25'9"
-1500 mm -60 in	kg lb	*11 350 *25,850	*11 350 *25,850	*10 550 *22,800	7450 16,000	*7850 *16,950	5000 10,750			5950 13,100	3850 8,450	7350 24'0"
-3000 mm -120 in	kg lb	*13 200 *28,600	*13 200 *28,600	*9600 *20,700	7500 16,200	*7100 *15,150	5050 10,900			*6350 *13,950	4600 10,250	6460 21'0"
-4500 mm -180 in	kg lb			*7150 *14,950	*7150 *14,950					*6200 *13,550	*6200 *13,550	4970 15'11"



ISO 10567:2007



* Indicates that the load is limited by hydraulic lifting capacity rather than tipping load. The above loads are in compliance with hydraulic excavator lift capacity standard ISO 10567:2007. They do not exceed 87% of hydraulic lifting capacity or 75% of tipping load. Weight of all lifting accessories must be deducted from the above lifting capacities. Lifting capacities are based on the machine standing on a firm, uniform supporting surface. The use of a work tool attachment point to handle/lift objects, could affect the machine lift performance.

Lift capacity stays with ±5% for all available track shoes.

Always refer to the appropriate Operation and Maintenance Manual for specific product information.

323 GC Hydraulic Excavator Specifications

Bucket Specifications and Compatibility – Africa, Middle East

	Linkage	Width		Capacity		Weight		Fill	Reach	
		mm	in	m ³	yd ³	kg	lb		%	R2.5 (8'2")
Pin On (No Coupler)										
General Duty	B	600	24	0.46	0.61	555	1,223	100	●	●
	B	750	30	0.64	0.84	626	1,380	100	●	●
	B	1200	48	1.19	1.56	812	1,789	100	●	●
	B	1300	51	1.30	1.70	835	1,841	100	●	◎
Heavy Duty	B	1050	42	1.00	1.31	892	1,967	100	●	●
	B	1200	48	1.19	1.56	917	2,022	100	●	●
	B	1300	52	1.30	1.70	974	2,148	100	●	◎
Severe Duty	B	1050	42	1.00	1.31	948	2,091	90	●	●
Severe Duty Spade	B	1200	48	1.20	1.57	1011	2,229	90	●	●
Maximum load with pin-on (payload + bucket)								kg	3679	3392
								lb	8,110	7,478

The above loads are in compliance with hydraulic excavator standard EN474-5:2006 + A3:2013, they do not exceed 87% of hydraulic lifting capacity or 75% of tipping capacity with front linkage fully extended at ground line with bucket curled.

Capacity based on ISO 7451:2007.

Bucket weight with General Duty tips.

Maximum Material Density:

- 2100 kg/m³ (3,500 lb/yd³)
- ◎ 1800 kg/m³ (3,000 lb/yd³)

Caterpillar recommends using appropriate work tools to maximize the value customers receive from our products. Use of work tools, including buckets, which are outside of Caterpillar's recommendations or specifications for weight, dimensions, flows, pressures, etc. may result in less-than-optimal performance, including but not limited to reductions in production, stability, reliability, and component durability. Improper use of a work tool resulting in sweeping, prying, twisting and/or catching of heavy loads will reduce the life of the boom and stick.

323 GC Hydraulic Excavator Specifications

Bucket Specifications and Compatibility – Southeast Asia

	Linkage	Width		Capacity		Weight		Fill	Reach	
		mm	in	m ³	yd ³	kg	lb		%	R2.5 (8'2")
Pin On (No Coupler)										
General Duty	B	1150	46	0.90	1.18	786	1,733	100	●	●
	B	1250	50	1.00	1.31	820	1,808	100	●	●
General Duty Excavation	B	1400	56	1.14	1.49	858	1,891	100	●	●
Heavy Duty	B	1050	43	1.00	1.31	884	1,948	100	●	●
	B	1200	49	1.19	1.56	955	2,105	100	●	●
	B	1350	54	1.38	1.81	1018	2,244	100	⊙	⊙
	B	1050	42	1.00	1.31	901	1,987	100	●	●
Severe Duty	B	1100	43	1.00	1.31	965	2,128	90	●	●
	B	1250	49	1.19	1.56	1063	2,343	90	●	●
Maximum load with pin-on (payload + bucket)								kg	3675	3390
								lb	8,102	7,474
With Pin Grabber Coupler										
General Duty	B	1150	46	0.90	1.18	786	1,733	100	●	●
	B	1250	50	1.00	1.31	820	1,808	100	●	●
General Duty Excavation	B	1400	56	1.14	1.49	858	1,891	100	●	⊙
Heavy Duty	B	1200	49	1.19	1.56	955	2,105	100	⊙	⊖
	B	1050	42	1.00	1.31	901	1,987	100	●	●
Severe Duty	B	1100	43	1.00	1.31	965	2,128	90	●	●
	B	1250	49	1.19	1.56	1063	2,343	90	●	⊙
Maximum load with coupler (payload + bucket)								kg	3257	2970
								lb	7,180	6,548

The above loads are in compliance with hydraulic excavator standard EN474-5:2006 + A3:2013, they do not exceed 87% of hydraulic lifting capacity or 75% of tipping capacity with front linkage fully extended at ground line with bucket curled.

Capacity based on ISO 7451:2007.

Bucket weight with General Duty tips.

Maximum Material Density:

- 2100 kg/m³ (3,500 lb/yd³)
- ⊙ 1800 kg/m³ (3,000 lb/yd³)
- ⊖ 1500 kg/m³ (2,500 lb/yd³)

Caterpillar recommends using appropriate work tools to maximize the value customers receive from our products. Use of work tools, including buckets, which are outside of Caterpillar's recommendations or specifications for weight, dimensions, flows, pressures, etc. may result in less-than-optimal performance, including but not limited to reductions in production, stability, reliability, and component durability. Improper use of a work tool resulting in sweeping, prying, twisting and/or catching of heavy loads will reduce the life of the boom and stick.

323 GC Hydraulic Excavator Specifications

Attachments Offering Guide – Africa, Middle East

Not all Attachments are available in all regions. Consult your Cat dealer for configurations available in your region.

Match
 * Working range front only
 † Allowed usage on machine less than 50%
 No Match

PIN-ON ATTACHMENTS

Boom Type	Stick Length	Reach	
		2.50 m (8'2")	2.92 m (9'7")
Hydraulic Hammers	H120 GC	✓	✓
	H120 GC S	✓	✓
	H120 S	✓	✓
	H130 GC	✓	
	H130 GC S	✓	
	H130 S	✓	✓†
Multi-Processors	MP318 Concrete Cutter Jaw	✓	✓
	MP318 Demolition Jaw	✓	✓
	MP318 Pulverizer Jaw	✓	✓
	MP318 Shear Jaw	✓	✓
	MP318 Universal Jaw	✓	✓
	MP324 Concrete Cutter Jaw	✓	✓
	MP324 Demolition Jaw	✓	✓
	MP324 Pulverizer Jaw	✓	
	MP324 Shear Jaw	✓	✓
	MP324 Tank Shear Jaw	✓	✓
MP324 Universal Jaw	✓	✓	
Demolition and Sorting Grapples	G317 GC	✓	✓
	G318	✓	✓
	G318 WH-800	✓	✓
	G318 WH-1100	✓	✓
	G324	✓	✓
	G324 WH-1500	✓	✓
	G324 WH-1800	✓*	
Mobile Scrap and Demolition Shears	S3025 Flat Top	✓	✓
Pulverizers	P218 Secondary Pulverizer	✓	✓
	P224 Secondary Pulverizer	✓	
	P318 Primary Pulverizer	✓	✓
	P324 Primary Pulverizer	✓	✓
Compactors (Vibratory Plate)	CVP110	✓	✓

(continued on next page)

323 GC Hydraulic Excavator Specifications

Attachments Offering Guide – Africa, Middle East (continued)

Not all Attachments are available in all regions. Consult your Cat dealer for configurations available in your region.

1800 kg/m³ (3000 lb/yd³)
 1200 kg/m³ (2000 lb/yd³)
 900 kg/m³ (1500 lb/yd³)
 No Match

PIN-ON ATTACHMENTS (continued)

Boom Type	Stick Length	Reach		
		2.50 m (8'2")	2.92 m (9'7")	
Orange Peel Grapples	GSH420-500	●	●	
	GSH420-600	●	●	
	GSH420-750	●	●	
	GSH425-750	●	●	
	GSH425-950	●	○	
	GSH425-1150	○	○	
	GSH520-500	●	●	
	GSH520-600	●	●	
	GSH520-750	●	●	
	GSH525-750	●	●	
	GSH525-950	○	○	
	GSH525-1150	○		
	GSV420-400	●	●	
	GSV420-500	●	●	
	GSV420-600	●	●	
	GSV420-750	●	●	
	GSV420-1250	◇	◇	
	GSV425-600	●	●	
	GSV425-750	●	●	
	GSV425-950	●	○	
	GSV425-1150	○	○	
	GSV425-1550	◇	◇	
	GSV520-400	●	●	
	GSV520-500	●	●	
	GSV520-600	●	●	
	GSV520-750	●	●	
	GSV525-600	●	●	
	GSV525-750	●	●	
	GSV525-950	○	○	
	GSV525-1150	○		
	Clamshell Grapples	CTV15-1000	●	●
		CTV15-1200	○	○
CTV15-1500		○		

(continued on next page)

323 GC Hydraulic Excavator Specifications

Attachments Offering Guide – Africa, Middle East (continued)

Not all Attachments are available in all regions. Consult your Cat dealer for configurations available in your region.

Match
 * Working range front only
 † Allowed usage on machine less than 50%
 No Match

CAT PIN GRABBER COUPLER ATTACHMENTS

Boom Type	Stick Length	Reach	
		2.50 m (8'2")	2.92 m (9'7")
Hydraulic Hammers	H120 GC	✓†	✓†
	H120 GC S	✓†	✓†
	H120 S	✓†	✓†
	H130 GC	✓†	✓†
	H130 GC S	✓†	✓†
	H130 S	✓†	✓†
Multi-Processors	MP318 Concrete Cutter Jaw	✓	✓
	MP318 Demolition Jaw	✓	✓
	MP318 Pulverizer Jaw	✓	✓
	MP318 Shear Jaw	✓	✓
	MP318 Universal Jaw	✓	✓
	MP324 Concrete Cutter Jaw	✓*	
	MP324 Demolition Jaw	✓*	
	MP324 Shear Jaw	✓*	
Demolition and Sorting Grapples	G317 GC	✓	✓
	G318	✓	✓
	G318 WH-800	✓	✓
	G318 WH-1100	✓	✓
	G324	✓*	
Mobile Scrap and Demolition Shears	S3025 Flat Top	✓	✓
Pulverizers	P218 Secondary Pulverizer	✓	✓
	P318 Primary Pulverizer	✓	✓
Compactors (Vibratory Plate)	CVP110	✓	✓

(continued on next page)

323 GC Hydraulic Excavator Specifications

Attachments Offering Guide – Africa, Middle East (continued)

Not all Attachments are available in all regions. Consult your Cat dealer for configurations available in your region.

Match
 * Working range front only
 † Allowed usage on machine less than 50%
 No Match

CW-40s DEDICATED COUPLER ATTACHMENTS

Boom Type	Stick Length	Reach	
		2.50 m (8'2")	2.92 m (9'7")
Hydraulic Hammers	H120 GC S	✓†	✓†
	H120 S	✓†	✓†
	H130 S	✓†	✓†
Multi-Processors	MP318 Concrete Cutter Jaw	✓	✓
	MP318 Demolition Jaw	✓	✓
	MP318 Pulverizer Jaw	✓	✓
	MP318 Shear Jaw	✓	✓
	MP318 Universal Jaw	✓	✓
	MP324 Concrete Cutter Jaw	✓	
	MP324 Demolition Jaw	✓	
	MP324 Pulverizer Jaw	✓*	
	MP324 Shear Jaw	✓	✓
	MP324 Tank Shear Jaw	✓*	
	MP324 Universal Jaw	✓	
Demolition and Sorting Grapples	G317 GC	✓	✓
	G318	✓	✓
	G318 WH-800	✓	✓
	G318 WH-1100	✓	✓
	G324	✓	
	G324 WH-1500	✓*	
Mobile Scrap and Demolition Shears	S3025 Flat Top	✓	✓
Pulverizers	P218 Secondary Pulverizer	✓	✓
	P224 Secondary Pulverizer	✓*	
	P318 Primary Pulverizer	✓	✓
	P324 Primary Pulverizer	✓*	
Compactors (Vibratory Plate)	CVP110	✓	✓

(continued on next page)

323 GC Hydraulic Excavator Specifications

Attachments Offering Guide – Africa, Middle East (continued)

Not all Attachments are available in all regions. Consult your Cat dealer for configurations available in your region.

Match
 * Working range front only
 † Allowed usage on machine less than 50%
 No Match

CW-40 DEDICATED COUPLER ATTACHMENTS

Boom Type	Stick Length	Reach	
		2.50 m (8'2")	2.92 m (9'7")
Hydraulic Hammers	H120 GC	✓†	✓†
	H120 GC S	✓†	✓†
	H120 S	✓†	✓†
	H130 GC	✓†	✓†
	H130 GC S	✓†	✓†
	H130 S	✓†	✓†
Multi-Processors	MP318 Concrete Cutter Jaw	✓	✓
	MP318 Demolition Jaw	✓	✓
	MP318 Pulverizer Jaw	✓	✓
	MP318 Shear Jaw	✓	✓
	MP318 Universal Jaw	✓	✓
	MP324 Concrete Cutter Jaw	✓	
	MP324 Demolition Jaw	✓	
	MP324 Pulverizer Jaw	✓*	
	MP324 Shear Jaw	✓	✓
	MP324 Tank Shear Jaw	✓	
MP324 Universal Jaw	✓		
Demolition and Sorting Grapples	G317 GC	✓	✓
	G317 GC fixed CAN	✓	✓
	G318	✓	✓
	G318 fixed CAN	✓	✓
	G318 WH-800	✓	✓
	G318 WH-1100	✓	✓
	G324	✓	
	G324 WH-1500	✓*	
Mobile Scrap and Demolition Shears	S3025 Flat Top	✓	✓
Pulverizers	P218 Secondary Pulverizer	✓	✓
	P224 Secondary Pulverizer	✓*	
	P318 Primary Pulverizer	✓	✓
	P324 Primary Pulverizer	✓*	
Compactors (Vibratory Plate)	CVP110	✓	✓

BOOM-MOUNT ATTACHMENTS

Boom Type	Reach	
Mobile Scrap and Demolition Shears	S2050	✓
	S3035 Flat Top	✓

323 GC Hydraulic Excavator Specifications

Attachments Offering Guide – Southeast Asia

Not all Attachments are available in all regions. Consult your Cat dealer for configurations available in your region.

Match

† Allowed usage on machine less than 50%

PIN-ON ATTACHMENTS

Boom Type		Reach
Stick Length		R2.9 (9'8")
Hydraulic Hammers	H120 GC	✓
	H120 GC S	✓
	H120 S	✓
	H130 S	✓†
Compactors (Vibratory Plate)	CVP110	✓
Rotary Cutters	RC20	✓

323 GC Standard and Optional Equipment

Standard and Optional Equipment

Standard and optional equipment may vary. Consult your Cat dealer for details.

	Standard	Optional		Standard	Optional
CAB			ENGINE		
ROPS, standard sound suppression	✓		Cat® C7.1 single turbo diesel engine	✓	
High-resolution 203 mm (8") LCD touchscreen monitor	✓		Two selectable modes	✓	
Auto bi-level air conditioner	✓		Auto engine speed control	✓	
Keyless push-to-start engine control	✓		Auto engine idle shutdown	✓	
Height-adjustable console	✓		4500 m (14,760 ft) altitude capability with engine power derate above 3000 m (9,840 ft)	✓	
Fixed left-side console	✓		52° C (125° F) high-ambient cooling capacity with derate	✓	
Mechanical-suspension seat	✓		-18° C (0° F) cold start capability	✓	
51 mm (2") seat belt	✓		-32° C (-25° F) cold start capability		✓
Integrated Bluetooth® radio (includes USB/Auxiliary ports)	✓		Sealed double element air filter with integrated pre-cleaner	✓	
24V DC outlet	✓		2 × 115 amp dual alternator	✓	
Console storage	✓		Electric fuel priming pump	✓	
Cup and bottle holders	✓		Two-stage fuel filtration system with water separator and indicator	✓	
Openable two-piece front window	✓		Electric cooling fans with auto-reverse function	✓	
Rear window emergency exit	✓		HYDRAULIC SYSTEM		
Upper radial wiper with washer	✓		Electronic main control valve – 1 way high pressure auxiliary circuit ready	✓	
Openable steel skylight hatch	✓		Tandem type electronic main pump	✓	
LED dome light	✓		Boom and stick regeneration circuits	✓	
Roller front sunscreen	✓		Auto warm up	✓	
Roller rear sunscreen		✓	Auto two-speed travel	✓	
Washable floor mat	✓		Boom and stick drift reduction valve	✓	
Beacon ready	✓		Combined flow/high-pressure auxiliary circuit		✓
CAT TECHNOLOGY			Element type main hydraulic filter	✓	
VisionLink®	✓ ¹		Boom and stick hydraulic hammer lines		✓
VisionLink Productivity		✓			
Remote Flash ²	✓				

¹Connect subscription only. Additional subscriptions are available. Contact your Cat dealer for availability.

²Optional for Kingdom of Saudi Arabia.

(continued on next page)

Standard and Optional Equipment *(continued)*

Standard and optional equipment may vary. Consult your Cat dealer for details.

	Standard	Optional		Standard	Optional
UNDERCARRIAGE AND STRUCTURES			SERVICE AND MAINTENANCE		
Two-piece segmented track guiding guards	✓		Side entry to service platform	✓	
Bottom guards	✓		Grouped location of engine oil and fuel filters	✓	
Swivel guard		✓	Scheduled Oil Sampling (S·O·S SM) ports	✓	
Travel motor guards	✓		Ground-level and platform-level engine oil dipsticks	✓	
Grease lubricated track	✓		Integrated vehicle health management system	✓	
4.7 mt (10,360 lb) counterweight	✓		SAFETY AND SECURITY		
600 mm (24") triple grouser track shoes		✓	Auto hammer stop	✓	
790 mm (31") triple grouser shoes		✓	Rearview camera and right-hand side mirror ⁴	✓	
Tie-down points on base frame	✓		Right-hand-sideview camera		✓
BOOM, STICKS AND LINKAGES			Ground-level engine shutoff switch	✓	
5.7 m (18'8") Reach boom	✓		Right-hand handrail and handhold	✓	
2.9 m (9'6") Reach stick, B1 linkage	✓		Signaling/warning horn	✓	
2.9 m (9'6") Reach bare stick, B1 linkage		✓	Swing alarm		✓
2.5 m (8'2") Reach stick ³		✓	Service platform with anti-skid plate and countersunk bolts	✓	
2.5 m (8'2") Reach bare stick ³		✓	Hydraulic lock out lever neutralizes all controls	✓	
Bucket linkage, B1 family with lifting eye	✓		Lockable disconnect switch ⁴	✓	
ELECTRICAL SYSTEM			³ Africa, Middle East only. ⁴ Mandatory for Kingdom of Saudi Arabia.		
Two 1,000 CCA maintenance-free batteries	✓				
Programmable time-delay LED working lights	✓				
LED chassis light, left-hand boom light, cab light – 1800 lumens	✓				
Centralized electrical disconnect switch	✓				

323 GC Dealer Installed Kits and Attachments

Dealer Installed Kits and Attachments

Attachments may vary. Consult your Cat dealer for details.

CAB

- Lower wiper
- Polycarbonate roof hatch

SAFETY AND SECURITY

- Operator Protective Guards
- Mesh guard full front
- Mesh guard lower half front
- Cab vandalism guard

SERVICE AND MAINTENANCE

- Grease gun holder

The following information applies to the machine at the time of final manufacture as configured for sale in the regions covered in this document. The content of this declaration is valid as of the date issued; however, content related to machine features and specifications are subject to change without notice. For additional information, please see the machine's Operation and Maintenance Manual.

For more information on sustainability in action and our progress, please visit <https://www.caterpillar.com/en/company/sustainability>.

Engine

- The Cat C7.1 engine emits equivalent to U.S. EPA Tier 3 and EU Stage IIIA.
- Cat engines are compatible with diesel fuel blended with the following lower-carbon intensity fuels** up to:
 - ✓ 100% biodiesel FAME (fatty acid methyl ester)*
 - ✓ 100% renewable diesel, HVO (hydrogenated vegetable oil) and GTL (gas-to-liquid) fuelsRefer to guidelines for successful application. Please consult your Cat dealer or "Caterpillar Machine Fluids Recommendations" (SEBU6250) for details.
**For use of blends higher than 20% biodiesel, consult your Cat dealer.*
***Tailpipe greenhouse gas emissions from lower-carbon intensity fuels are essentially the same as traditional fuels.*

Air Conditioning System

- The air conditioning system on this machine contains the fluorinated greenhouse gas refrigerant R134a (Global Warming Potential = 1430). The system contains 0.85 kg (1.9 lb) of refrigerant which has a CO₂ equivalent of 1.216 metric tonnes (1.340 tons).

Paint

- Based on best available knowledge, the maximum allowable concentration, measured in parts per million (PPM), of the following heavy metals in paint are:
 - Barium < 0.01%
 - Cadmium < 0.01%
 - Chromium < 0.01%
 - Lead < 0.01%

Sound Performance

ISO 6395:2008 (external) – 99 dB(A)

ISO 6396:2008 (inside cab) – 71 dB(A)

- Hearing protection may be needed when operating with an open operator station and cab (when not properly maintained or doors/windows open) for extended periods or in a noisy environment.

Oils and Fluids

- Caterpillar factory fills with ethylene glycol coolants. Cat Diesel Engine Antifreeze/Coolant (DEAC) and Cat Extended Life Coolant (ELC) can be recycled. Consult your Cat dealer for more information.
- Cat Bio HYDO™ Advanced is an EU Ecolabel approved biodegradable hydraulic oil.
- Additional fluids are likely to be present, please consult the Operations and Maintenance Manual or the Application and Installation guide for complete fluid recommendations and maintenance intervals.

Features and Technology

- The following features and technology may contribute to fuel savings and/or carbon reduction. Features may vary. Consult your Cat dealer for details.
 - Advanced hydraulic systems balance power and efficiency
 - Smart mode matches machine power to digging requirements automatically
 - Automatic engine idle shutdown system reduces idle hours
 - Cut maintenance costs up to 25% with extended service intervals
 - Programmable high-efficiency cooling fans run only when needed
 - The latest hydraulic oil filter provides longer life with a 3,000-hour replacement interval

For more complete information on Cat products, dealer services, and industry solutions, visit us on the web at www.cat.com

© 2023 Caterpillar
All rights reserved

Materials and specifications are subject to change without notice. Featured machines in photos may include additional equipment. See your Cat dealer for available options.

CAT, CATERPILLAR, LET'S DO THE WORK, their respective logos, "Caterpillar Corporate Yellow", the "Power Edge" and Cat "Modern Hex" trade dress as well as corporate and product identity used herein, are trademarks of Caterpillar and may not be used without permission. VisionLink is a trademark of Caterpillar Inc., registered in the United States and in other countries.

AEXQ3032-03 (09-2023)
Replaces AEXQ3032-02
Build Number: 07G
(Afr-ME, SE Asia)

