

# 992

## WHEEL LOADER



---

**Net Power:** 607 kW (814 hp)  
**Operating Weight:** 105 882 kg (233,430 lb)  
**Bucket Capacities:** 11.5-24.5 m<sup>3</sup> (15-32 yd<sup>3</sup>)






CAT® WHEEL LOADERS

---

**LEADING  
THE WAY  
IN LOADING**

---



**CAT® WHEEL LOADERS ARE SOME OF THE MOST PRODUCTIVE MACHINES IN YOUR OPERATION — WORKING WHEREVER YOU WANT, WHENEVER YOU WANT THEM.**

Built for efficiency, they give you the mobility and flexibility you need to optimize your loading and hauling operation and lower your overall costs. You count on them to boost your productivity — and your profitability.

That's why we make sure Cat wheel loaders not only help you meet your productivity targets, but exceed them. They deliver optimized power for fast cycle times and continuously high bucket fill factors on every dig cycle. They have the capability to quickly dig through material and the power to lift full buckets. They're proven to deliver industry-leading availability, working around the clock to keep production moving. And they come with a variety of ground engaging tools to help you make the most effective use of your machine, no matter the conditions on your site.

When they're not loading material, their versatility and mobility makes Cat wheel loaders valuable support machines. And with industry-leading service life and uptime, they'll keep your operation productive for years to come.



# CAT 992

## WHEEL LOADER

### **SETTING THE STANDARD. THEN RAISING THE BAR.**

The Cat 992 Large Wheel Loader has set the standard in its size class for more than 50 years, delivering industry-leading productivity, unparalleled reliability and long life. Today's 992 raises the bar—significantly increasing efficiency, boosting productivity with no increase in fuel usage, and ensuring you get maximum value from your investment.

Compared to the 992K, the new 992 is up to 48% more efficient and 32% more productive, thanks to higher payload for improved pass match, increases in rimpull and breakout force, and an optimized linkage design. Extended component replacement intervals plus increased filter and turbo life help reduce maintenance costs. These improvements—and many more—combine to provide significant savings over the life of the machine for the lowest owning and operating costs in the industry.

The new 992 helps operators work more comfortably and productively, with safer access and egress, increased visibility, familiar controls, and a next-generation cab that creates a technology-enabled, high-efficiency operator experience. And it's factory-ready for new technologies that increase performance and efficiency, enhance safety and improve machine health.

With both standard and high-lift configurations, the 992 offers the ideal pass match for fleets of Cat 775, 777 and 785 trucks.

---

## UP TO 32% MORE PRODUCTIVE

- » Higher rated payload
- » 9.5% more rimpull
- » 20% more breakout force
- » Up to 10% increase in bucket fill factor

---

## UP TO 10% LESS MAINTENANCE COST

- » 20% increase in component life
- » Tire slip prevention
- » Automatic retarding controls

---

## UP TO 48% MORE EFFICIENT

- » Increased productivity with zero increase in fuel burn

---

## CONFIDENT & EMPOWERED OPERATORS

- » New Autodig Components
- » Operator Coaching
- » Electro-hydraulic force feedback steering
- » 10% greater visibility
- » 50% increase in leg room
- » 3 large, color LED display screens

---

*All information is in comparison to the Cat 992K.*



# LOWER COSTS

## WITH THE HIGH PRODUCTIVITY LEADER

The Cat 992 Wheel Loader meets your demand for greater productivity by delivering more: More payload. More power. More performance. And more profitability.

The 992 moves significantly more material than its predecessor, for significantly less cost. Efficiency enhancements help you get more done in less time, with less fuel — every hour, every shift, every day.

UP TO 32% MORE  
PRODUCTIVE  
=  
MORE TONS MOVED

20% INCREASE IN  
COMPONENT LIFE  
=  
10% LESS  
MAINTENANCE COSTS

UP TO 48% MORE  
EFFICIENT  
=  
LESS FUEL COST

**992 =**  
**LOWER COST PER TON**



## TIRE SLIP & TIRE SET

The Tire Slip Prevention feature reduces rimpull when there is less downforce on the tire and increases rimpull when there is more downforce on the tire—providing maximum rimpull when you can use it. Tire Set automatically applies a lift command at the optimal time to increase traction on the tire, allowing for an increase in usable rimpull. These features improve tire life, productivity and efficiency by automating the most difficult parts of the dig cycle in all digging conditions—in both tough digging and re-handled material.

## LIFT STALL PREVENTION

Lift Stall Prevention automatically applies the impeller clutch when necessary to prevent hydraulic stall when lifting up through the face. This improves productivity and efficiency by keeping the lift motion continuous, without excessive use of the impeller clutch.

## FAST CYCLES

The 992's Positive Flow Control Hydraulic System boosts efficiency with concurrent pump and valve control. By optimizing pump control, hydraulic oil flow is proportionate to implement lever movement. Fast, productive cycles are enabled by four electronically controlled, fully variable piston pumps. The system also increases bucket feel and control and delivers consistent performance and efficiency with lower system heat.

## ADVANCED TECHNOLOGIES

992 systems work hard to save you fuel through advanced technologies. The on-demand throttle feature enables maximum productivity and efficiency, with the option of using Horsepower Plus Mode. Utilizing the on-demand throttle, operators maintain normal operation with the left pedal and implements while the 992 manages the engine speed.

## OPTIMIZED LINKAGE DESIGN

The 992 features an all-new Z-bar linkage that is optimized for performance and efficiency using multi-disciplinary design optimization. In addition, an automatic lubrication system features a robust control system and guarding.

## PAYLOAD OVERLOAD PREVENTION

Payload Overload Prevention gives you the confidence to use a large enough bucket to achieve the target pass match—and therefore productivity—across a density range, without introducing the risk of overload. The overload value can be adjusted based on your target payload to any value using the service password. This feature can be configured to either stop or slow the lift arms when the overload value is exceeded.

## 992 VS. PREVIOUS MODEL

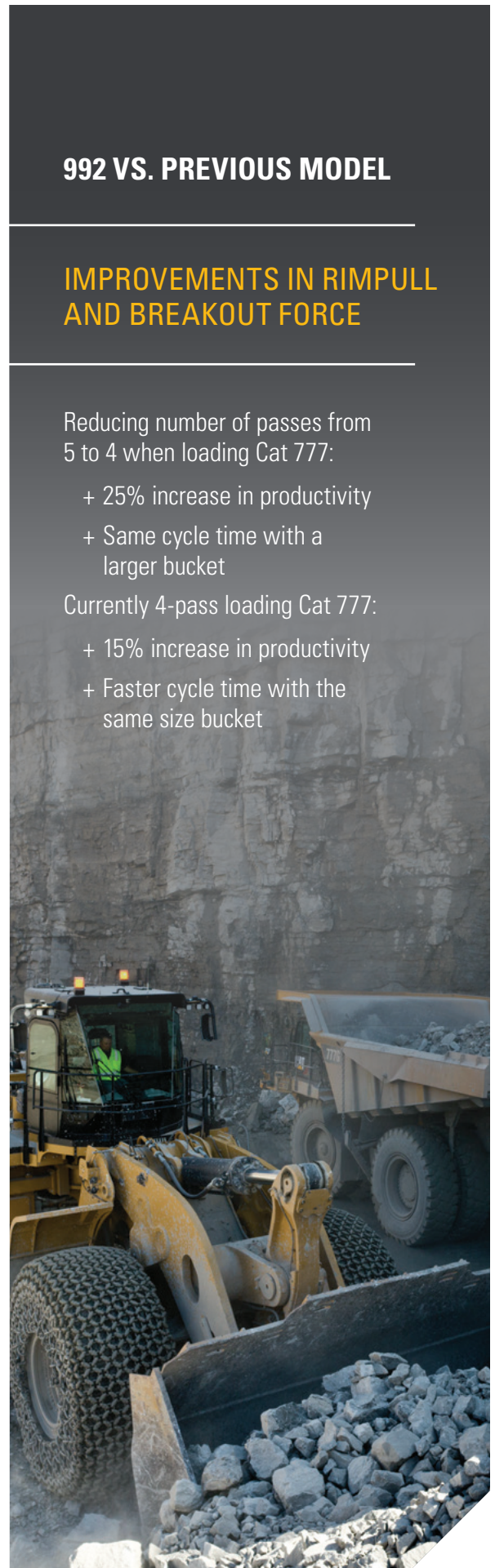
### IMPROVEMENTS IN RIMPULL AND BREAKOUT FORCE

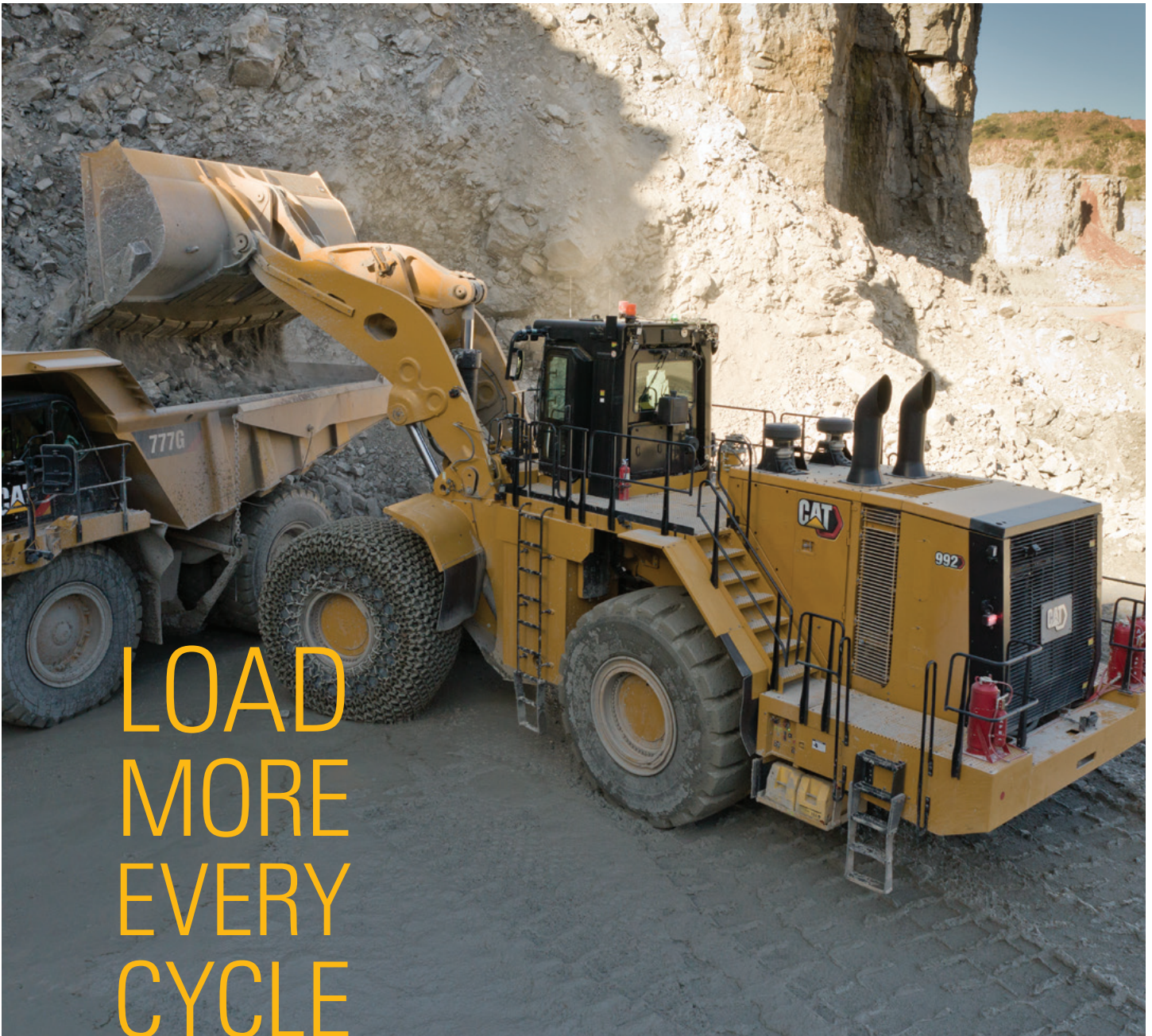
Reducing number of passes from 5 to 4 when loading Cat 777:

- + 25% increase in productivity
- + Same cycle time with a larger bucket

Currently 4-pass loading Cat 777:

- + 15% increase in productivity
- + Faster cycle time with the same size bucket





# LOAD MORE EVERY CYCLE

## **BIGGER PAYLOAD**

The new 992 may not be bigger than its predecessor — but its payload is. Because the machine is heavier, it provides increased stability for a wider bucket capacity range that allows for a 4-pass match to a 90.7-tonne (100-ton) truck in all applications.

## **BETTER DIGGING**

The 992 delivers 20% more breakout force compared to previous models, with no increase in cycle time. This increase combines with a 9.5% boost in rimpull and increased traction to make the 992 an excellent digger.



## SUPERIOR LOADING

The 992 is available with Cat Performance Series Buckets, which represent a unique loading system that delivers optimum machine performance in production-oriented applications like truck loading, stockpiling and load-and-carry.


These buckets deliver:

- + Easier, faster loading — even by less-experienced operators
- + Significantly increased fill factors, resulting in fewer passes per truck and more loads per day
- + Increased material retention inside the bucket
- + Enhanced sight lines to the pile and into the bucket
- + Larger bucket volume for increased payload
- + Better bucket and machine stability due to the payload being lower and closer to the machine



## MORE DURABLE ENGINE

The 992 is the first Cat large wheel loader to be powered by the new C32B engine, which has been improved for increased durability.



## GREATER STABILITY

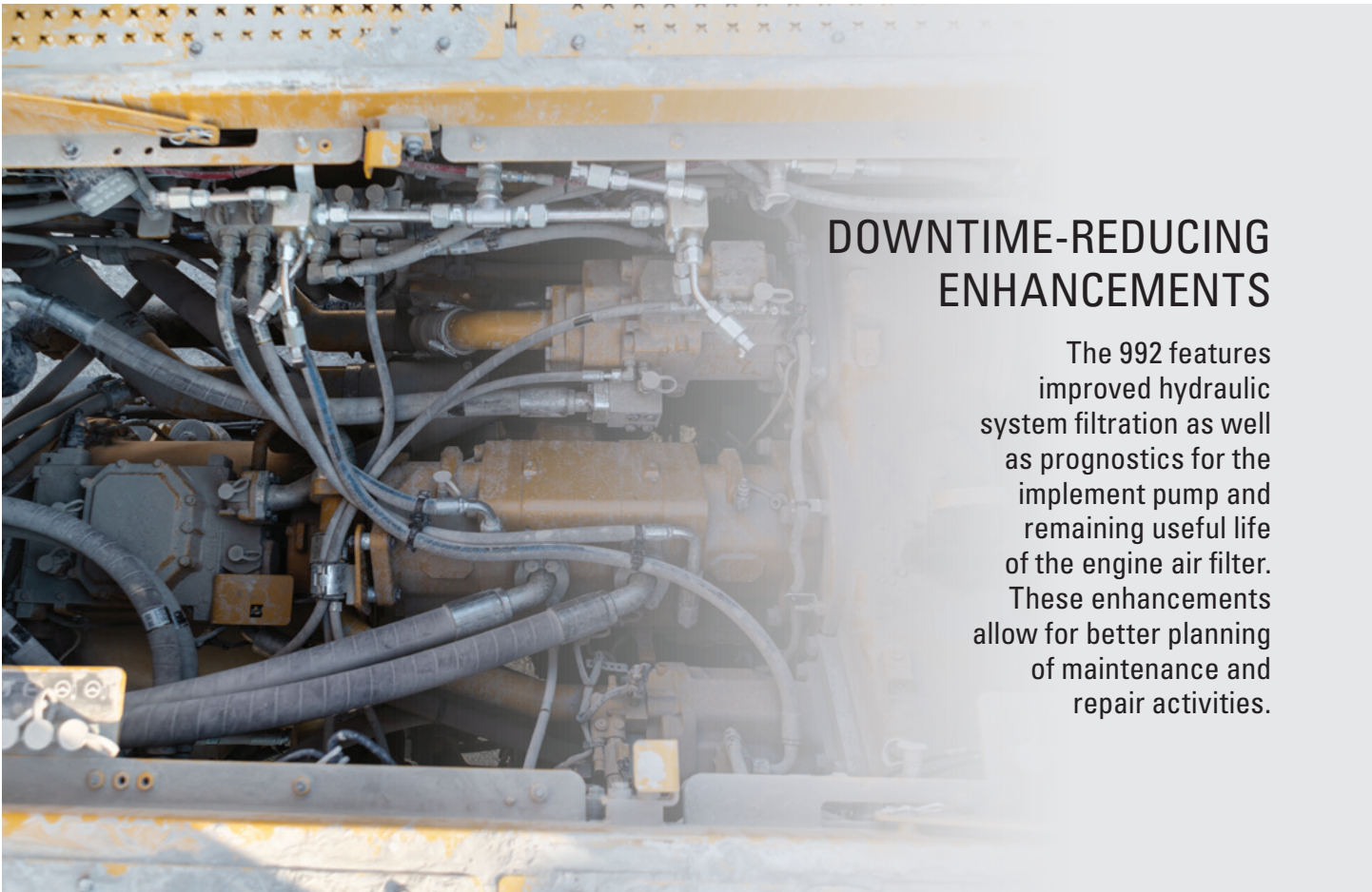
The 992 delivers greater stability, thanks to an increase in static tipping load and greater tipping-to-weight ratio. Fore-to-aft stability has been increased by moving the fuel tank from the bumper area to the middle of the loader. These improvements help operators be more confident — and productive.



## SPEND MORE TIME LOADING & LESS TIME SERVICING

The 992 was designed to reduce the time you spend on regular maintenance procedures, reducing maintenance costs up to 10%. The standard VIMS™ monitoring system delivers critical health and payload information, keeping performance at optimum levels and allowing advanced troubleshooting and planning to lower maintenance costs.

- + Ground-level or platform access for all filters and grouped service points enable safe and convenient service.
- + Front walk-around enables easier window cleaning.
- + A standard, comprehensive filtration system maintains clean fluids to enable high component reliability.
- + A 20% increase in component life means greater component rebuild intervals.
- + Swing-out doors on both sides of the engine compartment provide easy access to important daily service checks.
- + Remote Flash capabilities reduce downtime by providing immediate access to the latest software updates.
- + The VIMS system reduces downtime by sending notifications that allow operators and technicians to resolve problems before failure.
- + Improved access to the cooling package makes cleaning faster and easier.
- + High-pressure screening system prevents catastrophic system damage in the event of a hydraulic component failure.
- + Ecology drains make service easier and help prevent spills.
- + Modular design allows for improved access for engine and pump drive service.
- + All routine service is located on the left side.
- + The automatic lubrication system greases the linkage, hitch, steering and axle trunnion bearings.
- + Electronic pressure control of the automatic lubrication system eliminates pressure adjustment and monitors grease thickness for temperature compatibility.
- + Axle oil cooler was moved to a lower debris area.
- + Fuel lines are rerouted through the engine to mitigate fuel gelling risk.



## DOWNTIME-REDUCING ENHANCEMENTS

The 992 features improved hydraulic system filtration as well as prognostics for the implement pump and remaining useful life of the engine air filter. These enhancements allow for better planning of maintenance and repair activities.



## SERVICE STATION

The service station provides easy access to functions such as coolant and oil as well as level indicators. The service station features a Cat battery charging connector and indicator lights for full fuel tanks. An alarm sounds when the stairs are lowered. In the new 992, the service center has been relocated from the right articulation area to the left bumper area.



## KEEP OPERATORS COMFORTABLE & PRODUCTIVE

We understand that the most important factor in your wheel loader's effectiveness is the performance of its operator. To help make their workday as productive as possible, we've incorporated productivity, safety and comfort features into the all-new 992 operator cab.

### DESIGNED FOR CONFIDENCE

---

Confident loader operation starts with precise machine control enabled by the 992's load-sensing electro-hydraulic force feedback steering system. The system helps operators achieve precise positioning for easy loading in tight areas with 40 degrees of steering articulation. Integrated steering and transmission control functions enhance comfort.

### DESIGNED FOR COMFORT

---

The 992 operator environment includes dozens of features designed to enhance comfort and decrease fatigue, such as reduced vibration, low sound levels and automatic temperature controls. Electro-hydraulic speed-sensing steering with force feedback provides shift-long comfort. We've increased leg room in all directions and increased the width by the operator's knees. The pressurized cab features a Next Gen Seat with 9-inch travel, active cooling and heating, adjustable lumbar support, seat cushion tilt adjustment, and air-adjustable bolsters on the seat and backrest. The cab also includes a larger trainer seat with optional suspension.

## DESIGNED FOR PRODUCTIVITY

The 992's electro-hydraulic force feedback steering system combines directional selection, gear selection and steering into a single lever — for maximum responsiveness and control. A simple side-to-side motion turns the machine right or left, and the finger-controlled gear selection is easy to operate and minimizes operator movements.

Low-effort integrated controls make cycles smoother and faster while reducing operator fatigue. The next generation implement control pod maintains the familiar single axis lever while adding an implement joystick control. Implement pods feature keypads that provide convenient access to commonly used functions.

Electro-hydraulic controls help operators work more efficiently and productively. The soft detent controls are easy to use, and electronically controlled hydraulic cylinder stops boost comfort. Operators can conveniently set automatic implement kickouts from inside the cab.



## DESIGNED FOR EFFICIENCY

The 992's next generation cab creates a technology-enabled, high-efficiency operator experience. The cab features large, easy-to-read, color displays that provide access to the Electronic Operation & Maintenance Manual.

Operator coaching and assist features take efficiency and productivity to the next level. Operator coaching helps empower operators to exceed productivity and efficiency targets by measuring and providing feedback to reinforce proper operating techniques. New Autodig Components offer automation features that provide additional improvements in efficiency.

- + New Autodig Components boost efficiency and reduce tire wear by automating critical parts of the digging cycle.
- + Payload Overload Prevention inhibits severe payloads from being raised to full truck height. The feature can be set to stop or slow down the lift function when a configurable payload is exceeded.





# FOCUS ON SAFETY

From slip-resistant surfaces and guard rails to state-of-the-art object detection technologies, the 992 is infused with features to help both operators and service personnel feel safe and confident on the job. We've improved access and egress, maximized visibility and made it possible to perform more service from the ground.


## MAXIMIZED VISIBILITY

The 992 is designed for visibility, with a taller windshield that provides a 25% increase in glass surface area for a better view to the bucket. The 992 comes with a standard rear-view camera, and optional Detect 270-degree cameras for safer, more confident machine operation.



## SAFER ACCESS AND EGRESS

An integrated powered access system allows easier access to the primary stairs by improving ingress and egress to and from the rear platform. For hanging steps, we've made it possible to adjust the lowest rung. Wide stairs are at a 45-degree angle for easy access and feature full handrails on each side. Stairs may be raised and lowered from cab level or the ground. Wide walkways with non-skid surfaces and integrated lockout/tagout points are designed into the service areas.



## THE RIGHT LOADER FOR YOUR APPLICATION

---

The 992 offers a number of options to expand its application range and versatility, making it the ideal loading tool no matter the site conditions.

---

A high ambient package is available to equip the loader for operation in temperatures as high as 55 degrees C / 131 degrees F. The standard cooling package (up to 43 degrees C / 109.4 degrees F) offers improved cooling compared to the previous model. A standard demand fan improves efficiency and cooling performance.

The 992 is also ideal for cold weather applications, with a cooling fan bypass (recommended below -29 degrees C / -20 degrees F); 120V or 240V coolant heating elements and a fuel heater (recommended in conditions ranging from -18 to -30 degrees C / 0 to -22 degrees F; 240V engine oil (recommended below -18 degrees C / 0 degrees F); and heated mirrors.





---

## PERFORMANCE SERIES BUCKETS

New Performance Series Buckets in a wide range of capacities are optimized for the 992 linkage kinematics. The new bucket design has an extended floor, larger radius and angled side bars for fast loading, larger bottom box section for increased strength, high fill factors and good material retention. In addition, a taller side plate with a level top surface improves operator visibility to the bucket from the cab.

Fill factors are up to 115% so your operators can get the job done and move on to other tasks. Fast load cycles and fewer trips mean less wear and tear on your machine. Buckets come in different capacities and widths to fit your loading and carrying needs.

### Z-BAR LIMESTONE BUCKET

This bucket is used in high-abrasion production applications like face loading limestone and other rock, and trucking a wide range of quarry materials. The newly designed Z-bar limestone bucket features an increased shell thickness (+25%) and increased plate thickness (+16%) for longer fatigue life, side bar protectors, a bolt-on rear wear plate, and a weld-on center wear plate.

### HEAVY-DUTY ROCK BUCKETS

These buckets are used in applications like face loading tightly compacted pit materials or handling materials of moderate abrasion and high impact.

### COAL BUCKETS

Coal buckets are built for light density non-abrasive materials

### IRON ORE BUCKETS

These buckets are used in extremely aggressive applications like face loading iron ore. They are built for high abrasion and moderate impact, leaving a smooth floor when finished.

---

## LOW TO MODERATE DIGGING RESISTANCE APPLICATIONS

The 992 Wheel Loader is approved for higher payloads in low to moderate digging resistance applications. Increased payload is intended for rehandled material in the ROM pad area or stockpile material, such as coal. In these applications, 992 standard lift payload has been increased from 25.5 tons to 30 tons (23.1 tonnes to 27.2 tonnes). High lift payload has been increased from 22.5 tons to 27 tons (20.4 tonnes to 24.5 tonnes). Please contact your local dealer to determine if your application is suitable for this increased rated payload.



---

## GROUND ENGAGING TOOLS

Cat Ground Engaging Tools (GET) for the 992 protect expensive components, help you get the most out of your machine's performance and reduce your operating costs. Cat GET feature CapSure™ Retention Technology, which simplifies component replacement with hammerless retention for fast, easy and safe installation. CapSure tips, shrouds and sidebar protectors are easily locked and unlocked with a 180-degree turn of a 3/4-inch drive ratchet.

# A WHEEL LOADER YOU CAN COUNT ON

## ROBUST STRUCTURES

The 992 features highly durable structures that achieve multiple lifecycles and withstand the toughest loading conditions.

We've improved non-engine end frame durability by using structural castings at the high stress locations where the lift arm and front axle mount — improving stiffness and stress transition. We've increased overall weight and frame stiffness, and the outer plate now supports the linkage pins, eliminating the cantilevered pin design.

Engine end frame durability has also been enhanced. We've improved the axle cutout by increasing section height and adding a double rail. The upper hitch design incorporates improvements made to other new large wheel loaders. And the rear trunnion axle bolts are now centered with respect to the rail section.

Another key to maximum uptime and productivity is the 992's field-proven lift arms, which provide excellent visibility to the bucket edges and work area through the Z-bar design. Loads are efficiently transmitted by the solid steel lift arms and reinforced pin joint bores.



## ENHANCED POWERTRAIN

The 992 features a number of powertrain improvements that help increase life and boost machine availability.

Enhancements include:

- + 20% increase in Planned Component Replacement (PCR) interval of drivetrain components
- + Increase in axle housing size, which enabled the elimination of the brake anchor and integration of brakes into the housing
- + 23% increase in oscillation joint diameter, which greatly increases surface area and reduces bearing wear
- + Increased hardness on Output Transfer Gears (OTG)
- + New C32B engine for improved durability

## BUILT TO BE REBUILT

The 992 is one of the most rebuilt products in the Cat machine lineup. The frame, powertrain, engine and components are all built to be rebuilt—using new, remanufactured or rebuilt parts and components—so you can take advantage of multiple lives of like-new performance at a fraction-of-new price. Reused or remanufactured components can deliver a cost savings ranging from 40%-70%.



# GAIN AN EDGE

## WITH TECHNOLOGY SOLUTIONS



FLEET



TERRAIN



DETECT



HEALTH



COMMAND

Whether you want to address a single challenge or make step changes in the safety, efficiency, productivity and overall costs of your operation, Cat MineStar™ has a solution for you. Fleet management, guidance technologies, safety offerings and machine health applications allow significant improvements in your operations and maintenance organizations. Cat MineStar provides the most comprehensive suite of mining technology products in the industry. It consists of a number of configurable capability sets that allow you to scale the system to your mine-site needs.

## HEALTH

Cat MineStar Health delivers critical event-based machine condition and operating data for your 992 — and your entire fleet. It includes comprehensive equipment health and asset monitoring capabilities, with a wide range of diagnostic, analytic and reporting tools.

## OBJECT DETECTION

Mobile equipment operators need to be keenly aware of their environment, especially when putting their equipment into motion. Cat MineStar Object Detection combines radar and camera systems to warn operators about light vehicles or stationary hazards within the immediate vicinity of their machines. Available for the 992, the system improves operator awareness and enhances safety all around your site.

Object Detection is designed to increase safety and visibility during machine startup, initial movement and always in reverse. When radars are active, the system alarms only when the wheel loader is in gear and in the direction of a detected object. The radars are always active in reverse. Once the wheel loader reaches a speed threshold or distance traveled (customer-configured option), the radars enter a standby state. The system is configurable for continuous and discrete alarming methods.

## TERRAIN FOR LOADING

Mine site output depends on efficient loading and hauling. MineStar Terrain for loading makes those operations more productive while providing accurate feedback to key personnel. It shows wheel loader operators the type of material and the exact volume that is being loaded into trucks and crushers. Real-time feedback on payloads and design plan progress helps managers track materials and plan future operations. It increases productivity and accuracy, reduces rework, enhances ore control and improves shift-to-shift operator performance.



## INTEGRATED ELECTRONICS

The Cat 992 is integrated with electronics that provide flexible levels of information to both the site and the operator. This integration creates a smart machine and more informed operator, maximizing the productivity of both.

### INFORMATION DISPLAY

An upgraded touchscreen information display provides intuitive operation and easy navigation. It keeps operators informed about machine systems to decrease service time.

### CAT PRODUCT LINK™

Product Link takes the guesswork out of asset management by providing remote access to information through the easy-to-use VisionLink® interface. You'll be able to stay informed on machine systems and diagnostic codes; track utilization, fuel usage and payload summaries; and have access to machine location, service meter hours and reporting status.

### VITAL INFORMATION MANAGEMENT SYSTEM (VIMS)

VIMS allows you to connect directly to the machine for access to a wide range of sensor information and enhanced machine data. You can create productivity reports with payload and work cycle segmentation; identify operator training needs through productivity data; access detailed data logging of machine parameters and diagnostic codes; and track machine sensor information with trend analysis and histograms to monitor machine health.

# MINING — FOR A — **BETTER WORLD**

Governments and regulatory agencies mandate that you establish and follow environmentally sound policies and practices as you meet the demand for mined materials. We're focused on doing our part to make sure our machines help you meet those regulations. Every piece of Cat equipment is designed to be better and do better. Because the better we mine, the better the world can be.

At Caterpillar, we continue to research alternative energy sources such as biofuels and liquefied natural gas and power options like electrification to find new ways to reduce emissions. In addition, we preserve raw materials, conserve energy and reduce emissions through the Cat Reman program, which returns end-of-life components to like-new condition.

We've designed the 992 to be more efficient and use less fuel, which reduces engine emissions and carbon footprint. Engine Idle Shutdown can help you save fuel by avoiding unnecessary idling. Fluids are better controlled through use of Cat anti-drain filter housings and component ecology drains. You can reduce waste, save energy and lower your overall costs by retrofitting your wheel loader with new features, and by rebuilding when it reaches the end of its life.





## PARTNERS IN YOUR PERFORMANCE

Our commitment to your success doesn't end when your Cat 992 begins loading overburden or ore. We immediately start looking for ways to make your wheel loader work more efficiently, safely and productively. From addressing performance issues, to training operators and technicians, to calibrating onboard technologies — our support of your loader productivity is ongoing.

Caterpillar and Cat dealer personnel will partner with you on site to improve the performance not only of your loaders, but of your overall loading and hauling operation. You'll have access to parts and service, and technicians who are focused on helping you optimize repairs to keep machines productive. And we help with training to ensure your operators have the skills and knowledge they need to work as efficiently and productively as possible.

We also work alongside you to ensure you achieve maximum value throughout the life of your equipment. Together with our Cat dealer network, we customize service offerings to provide a maintenance solution that fits your operation — whether you want to perform the majority of service yourself, or you're looking for an onsite partner to manage your maintenance organization. We're also consultants who can help you make smart decisions about buying, operating, maintaining, repairing, rebuilding and replacing equipment.

### YOUR PARTNER FOR THE COMPLETE EQUIPMENT LIFECYCLE

No one knows more about how to get the most from a piece of Cat equipment than your local Cat dealer. This one-of-a-kind, on-the-ground support network delivers expert service, integrated solutions, after-sales support, fast and efficient parts fulfillment, world-class rebuild and remanufacturing capabilities, and more.

Cat dealers operate as nearly 200 local businesses — each one fully embedded in and committed to the geographic area it serves. That means you work with people you know, who know your business, and who respond on your timeframe.

BETTER  
LOADING  
BETTER  
HAULING  
**BETTER  
BOTTOM  
LINE**

With a broad lineup of wheel loaders and a truck for every site or application — no matter the size class or drive system — Caterpillar delivers a complete loading and hauling solution that delivers the lowest cost per ton.

Trucks and loaders are ideally matched to optimize the loading and hauling cycle. From iron to engines, hydraulics to electronics, software to hardware, transmissions to ground engaging tools — systems are integrated and work together to deliver optimized performance and a better bottom line.







**PASS MATCH**

**992**

---

**775**



---

**3**

---

**777**



---

**4**

---

**785**



---

**6\*-7**

*\*with material handler package*

# TECHNICAL SPECIFICATIONS

See [cat.com](http://cat.com) for complete specifications.

| ENGINE   |  |                         |  |
|--|--|-------------------------|--|
| Engine Model                                     | Cat® C32B  |                         |  |
| Emissions  | U.S. EPA Tier 4 Final,<br>U.S. EPA Tier 2 Equivalent |                         |  |
| Rated Speed                                      | 1,750 rpm  |                         |  |
| Gross Power – SAE J1995 @ 1,750 rpm              |  |                         |  |
| Tier 4/HRC (Highly Regulated Country) – Standard | 671 kW   | 900 hp                  |  |
| Tier 4/HRC – High Ambient                        | 699 kW   | 937 hp                  |  |
| Tier 2/LRC (Less Regulated Country) – Standard   | 676 kW   | 907 hp                  |  |
| Tier 2/LRC – High Ambient                        | 704 kW   | 944 hp                  |  |
| Gross Power – ISO 14396 @ 1,750 rpm              |  |                         |  |
| Tier 4/HRC – Standard                            | 659 kW   | 884 hp                  |  |
| Tier 4/HRC – High Ambient                        | 687 kW   | 921 hp                  |  |
| Tier 2/LRC – Standard                            | 666 kW   | 893 hp                  |  |
| Tier 2/LRC – High Ambient                        | 694 kW   | 931 hp                  |  |
| Net Power – SAE J1349 @ 1,750 rpm                |  |                         |  |
| Tier 4/HRC – Standard                            | 607 kW   | 814 hp                  |  |
| Tier 4/HRC – High Ambient                        | 607 kW   | 814 hp                  |  |
| Tier 2/LRC – Standard                            | 614 kW   | 823 hp                  |  |
| Tier 2/LRC – High Ambient                        | 614 kW   | 823 hp                  |  |
| Bore   | 145 mm   | 5.7 in                  |  |
| Stroke   | 162 mm   | 6.4 in                  |  |
| Displacement                                     | 32.1 L   | 1,963.5 in <sup>3</sup> |  |
| Peak Torque – SAE J1995                          |  |                         |  |
| Tier 4/HRC – Standard @ 1,200 rpm                | 4765 N·m   | 3,514 lbf·ft            |  |
| Tier 4/HRC – High Ambient @ 1,300 rpm            | 4820 N·m   | 3,555 lbf·ft            |  |
| Tier 2/LRC – Standard @ 1,200 rpm                | 4796 N·m   | 3,537 lbf·ft            |  |
| Tier 2/LRC – High Ambient @ 1,350 rpm            | 4841 N·m   | 3,570 lbf·ft            |  |

## AIR CONDITIONING SYSTEM

The air conditioning system on this machine contains the fluorinated greenhouse gas refrigerant R134a or R1234yf. See the label or instruction manual for identification of the gas. The system contains 2.0 kg of refrigerant which has a CO<sub>2</sub> equivalent of 2.860 metric tonnes.

| OPERATING SPECIFICATIONS                     |                          |                       |  |
|--|--------------------------|-----------------------|--|
| Operating Weight                             | 105 882 kg               | 233,430 lb            |  |
| Rated Payload – Standard                     | 23.1 tonnes              | 25.5 tons             |  |
| Rated Payload – Standard (Material Handler)  | 27.2 tonnes              | 30 tons               |  |
| Rated Payload – High Lift                    | 20.4 tonnes              | 22.5 tons             |  |
| Rated Payload – High Lift (Material Handler) | 24.5 tonnes              | 27 tons               |  |
| Bucket Capacity Range                        | 11.5-24.5 m <sup>3</sup> | 15-32 yd <sup>3</sup> |  |
| Cat Truck Match – Standard                   | 775/777/785              |                       |  |
| Cat Truck Match – High Lift                  | 777/785                  |                       |  |

## TRANSMISSION

|                          |                          |          |  |
|--------------------------|--------------------------|----------|--|
| Transmission Type        | Cat Planetary Powershift |          |  |
| Forward 1                | 7 km/h                   | 4.3 mph  |  |
| Forward 2                | 11.9 km/h                | 7.4 mph  |  |
| Forward 3                | 20.5 km/h                | 12.7 mph |  |
| Direct Drive – Forward 1 | Disabled                 | Disabled |  |
| Direct Drive – Forward 2 | 12.9 km/h                | 8.0 mph  |  |
| Direct Drive – Forward 3 | 22.6 km/h                | 14.0 mph |  |
| Reverse 1                | 7.5 km/h                 | 4.7 mph  |  |
| Reverse 2                | 13.0 km/h                | 8.1 mph  |  |
| Reverse 3                | 22.4 km/h                | 13.9 mph |  |
| Direct Drive – Reverse 1 | 8.0 km/h                 | 5.0 mph  |  |
| Direct Drive – Reverse 2 | 14.2 km/h                | 8.8 mph  |  |
| Direct Drive – Reverse 3 | 24.7 km/h                | 15.3 mph |  |

## HYDRAULIC SYSTEM – LIFT/TILT

|                                  |                              |             |  |
|----------------------------------|------------------------------|-------------|--|
| Lift/Tilt System – Circuit       | Positive Flow Control        |             |  |
| Lift/Tilt System – Pumps         | Variable Displacement Piston |             |  |
| Maximum Flow @ 2,165 rpm         | 950 L/min                    | 250 gal/min |  |
| Relief Valve Setting – Lift/Tilt | 34 500 kPa                   | 5,000 psi   |  |
| Lift Cylinder – Bore             | 235.0 mm                     | 9.3 in      |  |
| Lift Cylinder – Stroke           | 1613 mm                      | 63.5 in     |  |
| Tilt Cylinder – Bore             | 292.1 mm                     | 11.5 in     |  |
| Tilt Cylinder – Stroke           | 1055 mm                      | 41.5 in     |  |

# STANDARD AND OPTIONAL EQUIPMENT

Standard and optional equipment may vary. Consult your Cat dealer for details..

| POWER TRAIN   |          |          |
|---|----------|----------|
|   | Standard | Optional |
| Engine, C32B  | x        |          |
| Fuel priming pump (electric)                                | x        |          |
| Ground-level engine shutdown                                | x        |          |
| Engine air intake (above hood) precleaner                   | x        |          |
| Aluminum Modular Radiator (AMR)                             | x        |          |
| Automatic, ether starting aid                               | x        |          |
| Electronic throttle lock                                    | x        |          |
| Impeller Clutch Torque Converter (ICTC) with lock-up clutch | x        |          |
| Rimpull control system                                      | x        |          |
| Planetary powershift, 3F/3R electronic control transmission | x        |          |
| Delayed engine shutdown                                     | x        |          |
| Oil-cooled, multi-disc, service brakes                      | x        |          |
| Electro-hydraulic parking brake                             | x        |          |
| Auto retarding controls                                     | x        |          |
| Advanced auto retarding controls with engine brake          |          | x        |
| Brake temp estimator  | x        |          |
| Autoshift   | x        |          |

| LINKAGE   |          |          |
|---|----------|----------|
|   | Standard | Optional |
| Standard lift (23 tonnes/25.5 tons face, 27.2 tonnes/30 tons loose) | x        |          |
| High lift (20.5 tonnes/22.5 tons face, 24.5 tonnes/27 tons loose)   |          | x        |

| EFFICIENCY  |          |          |
|---|----------|----------|
|   | Standard | Optional |
| Variable displacement implement pumps                                   | x        |          |
| Variable displacement load-sensing steering                             | x        |          |
| Variable displacement cooling fan pump                                  | x        |          |
| Torque converter lock-up clutch   | x        |          |
| Bucket float  | x        |          |
| Automatic bucket controls:<br>+ Lift kickout<br>+ Return-to-dig kickout | x        |          |
| Default on-demand throttle (economy mode) with HP+ mode button          | x        |          |
| Engine idle shutdown  | x        |          |

| MACHINE CONTROL AND GUIDANCE   |          |          |
|--|----------|----------|
|  | Standard | Optional |
| Cat Payload with Overload Prevention   |          | x        |
| MineStar Health ready  | x        |          |
| MineStar GUIDE ready   |          |          |
| MineStar Edge ready  |          |          |
| New Autodig Components:<br>+ Tire slip prevention<br>+ Lift stall prevention<br>+ Tire set |          | x        |
| Operator coaching  |          | x        |



# 992 WHEEL LOADER

For more complete information on Cat products, dealer services and industry solutions, visit us at [www.cat.com](http://www.cat.com)

Materials and specifications are subject to change without notice. Featured machines in photos may include additional equipment. See your Cat dealer for available options.

© 2025 Caterpillar. All Rights Reserved. CAT, CATERPILLAR, LET'S DO THE WORK, their respective logos, "Caterpillar Corporate Yellow", the "Power Edge" and Cat "Modern Hex" trade dress as well as corporate and product identity used herein, are trademarks of Caterpillar and may not be used without permission.

AEHQ8384-03  
Replaces AEHQ8384-02  
Build number: 12A

