


RELEASE NOTES



CAT® INSPECT



CAT® INSPECT RELEASE NOTES

August 2023

Cat Inspect

Cat Inspect is an easy-to-use application that allows users to download and complete Caterpillar and user-defined inspections with the option to include additional information like images, videos, comments, and ratings. Completed inspection details are easily retrieved from the streamlined web portal for follow up and opportunity management.

SUMMARY

ANNOUNCEMENTS:

- (1) Cat Inspect Mobile will move off the My.Cat.Com fleet list
 - a. My.Cat.Com (MCC) will retire given the rollout of the new VisionLink® Solution. This is tentatively scheduled for September. The final retirement date will be communicated upon completion of all migration activities.
- (2) The My.Cat.Com link to create generic QR codes will no longer function following MCC retirement
 - a. Cat Inspect has been utilizing Cat Helios's fleet list since Mobile version 4.3.31, which was released in early June. Users on version 4.3.30 or older of Cat Inspect Mobile will no longer see their fleet list after the MCC retirement. Please make sure you are using version 4.3.31 or newer of Cat Inspect.

Cat Inspect Mobile (Released on August 23, 2023)

- 1) Auto population of all relevant/retrievable inspection header fields from QR code
- 2) Auto population of all relevant/retrievable inspection header fields based on serial number entry
- 3) Customer UCID/Name Field
- 4) Modification to the numbering format for questions and categories

Cat Inspect Web (Released on August 16, 2023)

- 1) Auto population of all relevant/retrievable inspection header fields based on serial number entry
- 2) Customer UCID/Name Field
- 3) Modification to the numbering format for questions and categories
- 4) Ability to allow non-required default headers to require answers when performing inspection
- 5) Ability to regenerate a PDF in a different language

MOBILE NEW FEATURES & ENHANCEMENTS

1. Auto population of all relevant/retrievable inspection header fields from QR code

When an Enterprise QR Code is scanned in Cat Inspect Mobile, the app will try to retrieve all relevant header fields (asset & customer) based on the Serial Number. Users will be able to confirm if the data found can be imported or not.



Example Enterprise QR Code

2. Auto population of all relevant/retrievable inspection header fields based on serial number entry

When users enter a Serial Number, they have the option to auto populate relevant fields of the inspection headers by selecting the "Autofill" icon seen in the screenshot below. Users will be able to confirm if the data found can be imported or not.

10:13 ◀ Search 5G% 🔋

◀ Customer & Asset Info

Make *
CATERPILLAR +

Product Family *
BACKHOE LOADERS +

Model *
Enter model

Serial Number *
EAT00233 **Autofill**

Service Meter Unit *
+

Service Meter Value *
Enter Service Meter Value

Asset ID
Enter Asset ID ↻

General Info Comments

3. Customer UCID/Name Field

Previously, Cat Inspect displayed the Customer Name and Customer Number as separate fields with free text entry. The Customer Name and Number fields have been merged into 1 field called Customer UCID/Name. Furthermore, dealer users will be able to search and select from a dropdown the customer they are performing the inspection for. Users are still able to manually enter Customer Name and UCID if they select "Other". If a valid Serial Number was entered, the list will show an option to select based on S/N. Please note that this field is still optional.

10:31 5G

< Customer & Asset Info

Customer Info ↻

Customer UCID/Name
Select Customer

Customer Phone
Enter customer phone

Email
Enter email

Work Order
Enter work order

Additional Emails +

Additional Email
Enter email

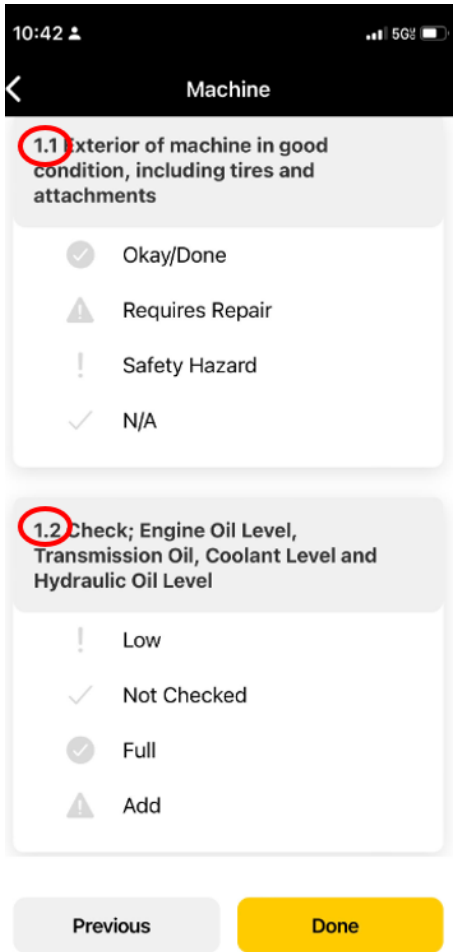
General Info Comments

4. Modification to the numbering format for questions and categories

The numbering of questions on Cat Inspect Mobile is now consistent with that of Cat Inspect Web. This is reflected when performing an inspection.

Format:

- X.X.X (X)
 - Category - first digit
 - Question - second digit
 - Sub Question - third digit
 - Duplicate dynamic question – fourth digit in parenthesis



WEB NEW FEATURES & ENHANCEMENTS

1. Auto population of all relevant/retrievable inspection header fields based on serial number entry

When users enter a Serial Number, they have the option to auto populate relevant fields of the inspection headers by selecting the “+” icon seen in the screenshot below. Users will be able to confirm if the data found can be imported or not.

CUSTOMER AND ASSET DETAILS

Equipment Information

Make

CATERPILLAR

Asset ID

Serial Number *

EAT00233

Autofill customer and asset information



Service Me

2. Customer UCID/Name Field



Previously, Cat Inspect displayed the Customer Name and Customer Number as separate fields with free text entry. The Customer Name and Number fields have been merged into 1 field called Customer UCID/Name. Furthermore, dealer users will be able to search and select from a dropdown a customer the inspection is for. Users are still able to manually enter Customer Name and UCID if they select "Other". If a valid Serial Number was entered, the list will show an option to select based on S/N. Please note that this field is still optional.

Perform Inspection [Help Center](#)

CUSTOMER/ASSET DETAILS QUESTIONS SUBMIT

Model * Location

Customer Information

Customer UCID/Name → Customer Phone
Clear

Customer Email Work Order

Additional Email
1.

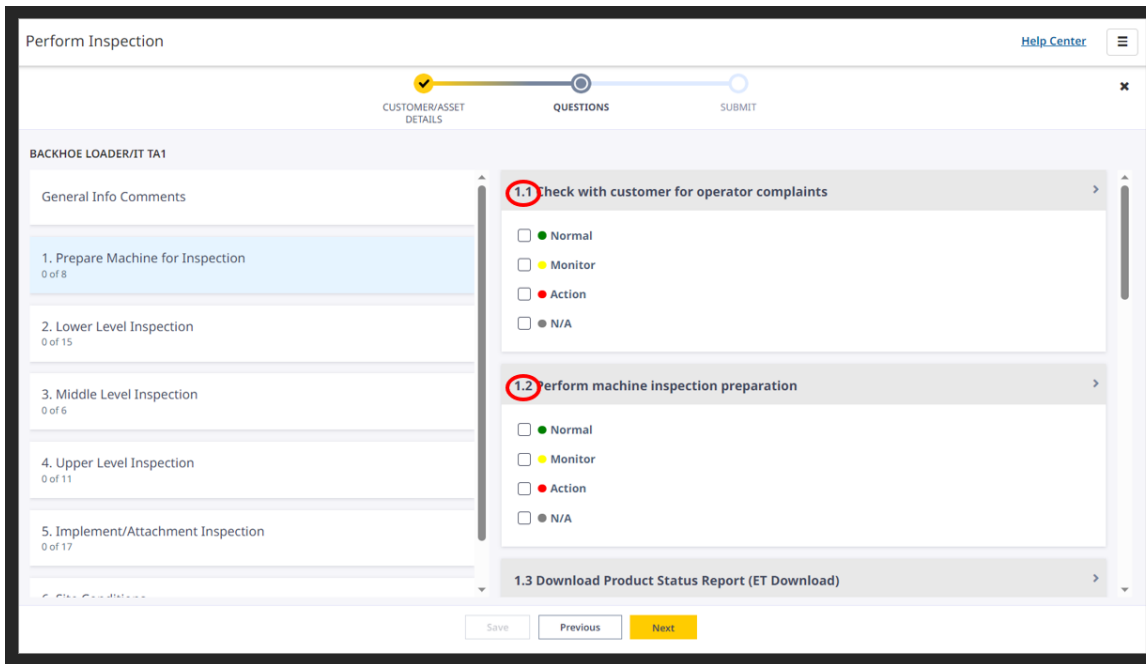
Previous Next

3. Modification to the numbering format for questions and categories

The Numbering of questions on Cat Inspect Web is now consistent with that of Cat Inspect Mobile. This is reflected when performing an inspection.

Format:

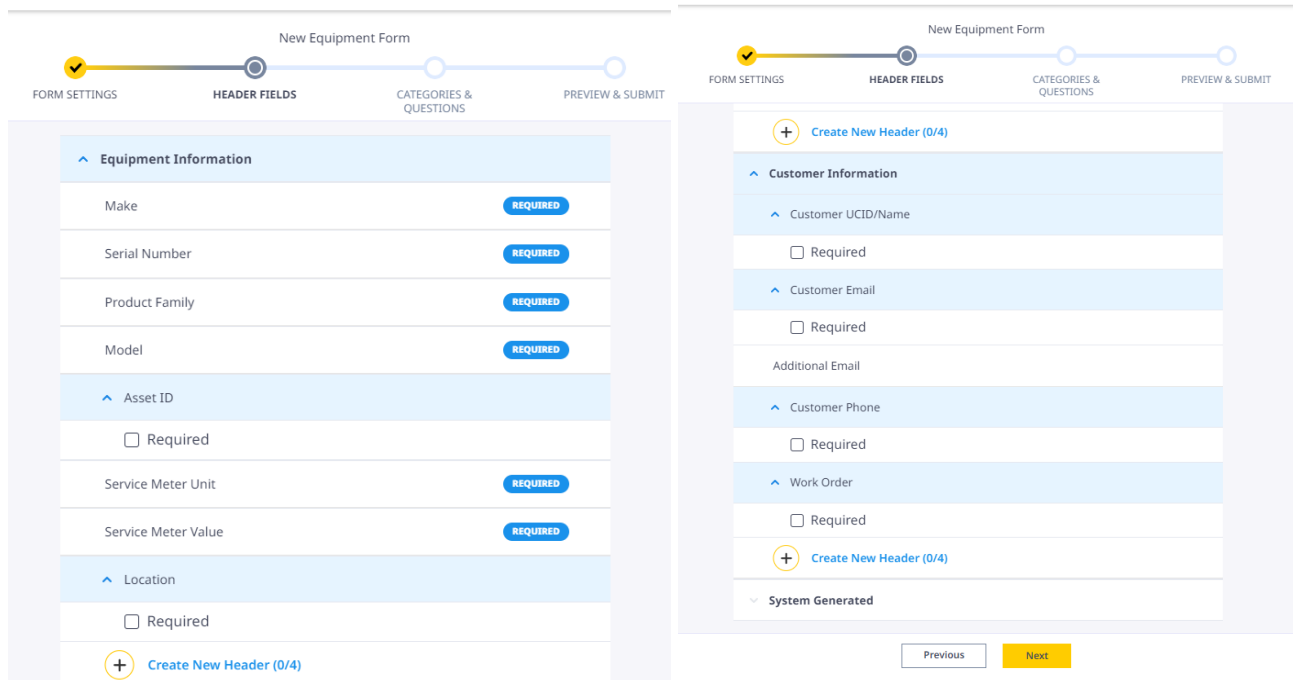
- X.X.X (X)
 - Category - first digit
 - Question - second digit
 - Sub Question - third digit
 - Duplicate dynamic question – fourth digit in parenthesis



4. Ability to allow non-required default headers to require answer when performing inspection

Form Authors now have the capability to make additional default headers required when someone is performing the inspection.

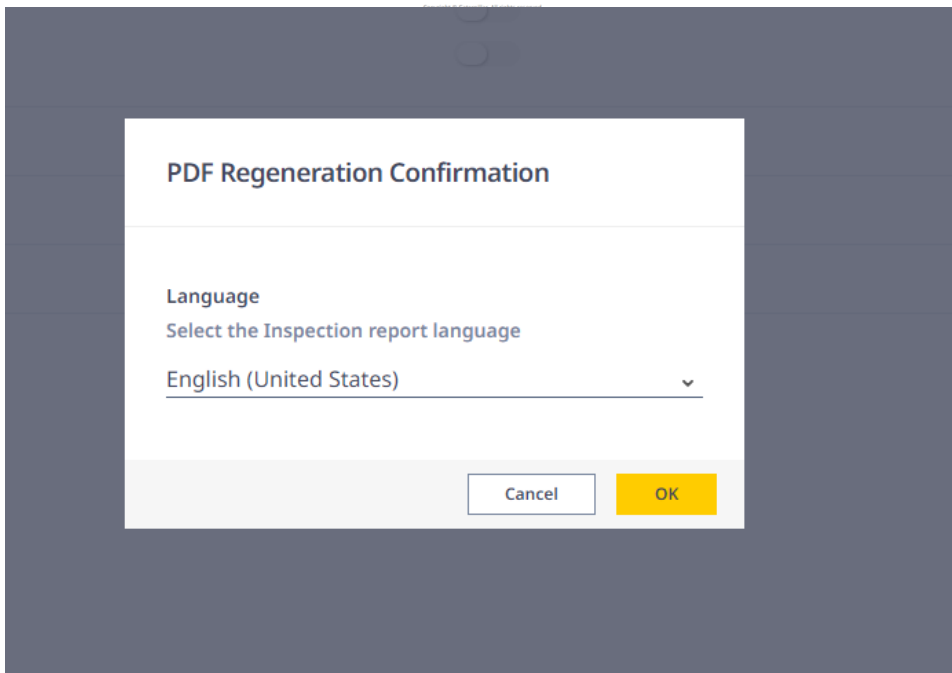

This includes the following fields: Asset ID, Location, Customer UCID/Name, Customer Email, Customer Phone, Work Order



5. Ability to regenerate a PDF in a different language

If issues are seen on the generated PDF file when inspection was completed, please navigate to the inspection details page and select "Regenerate PDF" from the Actions menu dropdown. Furthermore, you will have the option

to regenerate the PDF in another language (please note that this will not translate the user entered content of the form).



BUG FIXES

Web/Mobile

- Limit added to number of photos that can be added from gallery at one time from Gallery to 5.
 - To mitigate blank out issue seen when adding photos from Gallery
- Fix to QR Code scan when extra space is found
- Fix to required custom header fields issue

COMING **SOON**



Here is a preview of some new features to expect in our upcoming release schedule:

- Serial Number entry screen when performing an inspection
- Auto capture of location information (if enabled by user)