

2023 BUYERS' GUIDE

GOVERNMENTAL SOLUTIONS

A CATERPILLAR PUBLICATION SERVING GOVERNMENTAL AGENCIES



2023 BUYERS'
GUIDE

CATERPILLAR®



WELCOME TO THE 2023 GOVERNMENTAL SOLUTIONS BUYERS' GUIDE

Buying heavy equipment for a governmental agency can be a time-consuming, complicated task, and it can be challenging to stay on top of the latest information. When others count on you to procure equipment and contracts that maximize your budget, you need resources that help you make informed decisions.

This 32-page guide provides critical information for purchasing managers, elected officials and public works superintendents to help make an informed decision when it comes to acquiring equipment. The expanded **Governmental Solutions Buyers' Guide** highlights the efficient application of heavy equipment and the type of work performed by each machine type.

The **2023 Buyers' Guide** provides a basic description of governmental agency responsibilities and the ways various pieces of equipment serve constituents' needs. Roadways, snow and ice removal, solid waste disposal, forestry services, underground utilities, parks and recreation, disaster recovery and power generation are among the topics addressed. Equipment types and attachments commonly utilized in each application category are featured.

On pages 16-28, you'll find more in-depth information about key equipment types that are associated with typical governmental agency applications. Along with key features and benefits, new and recently improved models are also highlighted. Work tool attachments that make Cat machines more versatile and productive to unlock the full potential of your fleet are featured on pages 24-25.

Elsewhere, you can read about how Caterpillar's cooperative purchasing options provide the best value for your money, as they save time and take the total cost of ownership into account. Also, the guide details key support capabilities available through Cat dealers, including: operator training, Job Site solutions, safety services, Cat Financial, The Cat Rental Store, Customer Value Agreements, parts availability, and shop and field services.

If you have any questions or need additional information about any of the machines, programs or services featured in the **2023 Buyers' Guide**, please contact our dealership at your convenience. ☎

GOVERNMENTAL SOLUTIONS

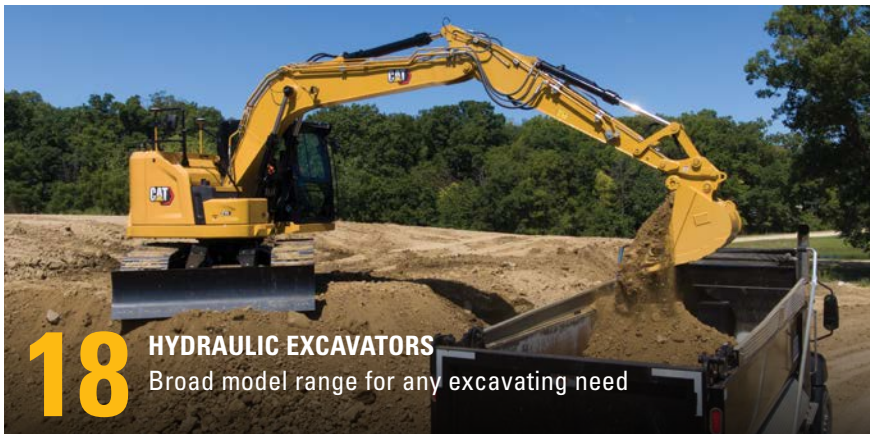
2023 BUYERS' GUIDE



21 SKID STEER & COMPACT TRACK LOADERS
Maximize undercarriage life in tough applications



16 MOTOR GRADERS
Power and precision for all grading jobs



18 HYDRAULIC EXCAVATORS
Broad model range for any excavating need

CONTENTS

APPLICATIONS

| | |
|---|----|
| Road Construction, Maintenance & Repair | 4 |
| Landfill Solid Waste Disposal | 5 |
| Solid Waste Transfer Stations | 6 |
| Green Waste & Composting | 7 |
| Underground Utilities | 8 |
| Forestry Services | 9 |
| Parks & Recreation | 10 |
| Education | 11 |
| Snow & Ice Removal | 12 |
| Disaster Recovery | 13 |
| Power Generation | 14 |
| Co-op Purchasing Programs | 15 |

MACHINES

| | |
|------------------------------------|----|
| Motor Graders | 16 |
| Dozers | 17 |
| Hydraulic Excavators | 18 |
| Wheel Loaders | 19 |
| Backhoe Loaders | 20 |
| Skid Steer & Compact Track Loaders | 21 |
| Paving Machines | 22 |
| Wheeled Excavators | 23 |
| Attachments | 24 |
| Transfer Station & MRF Machines | 26 |
| Landfill Machines | 27 |
| Telehandlers & Track Loaders | 28 |

DEALER SUPPORT

| | |
|---|----|
| Operator Training, Job Site Solutions & Cat Safety Services | 29 |
| Equipment Financing | 30 |
| Dealer Support | 31 |

Governmental Solutions is published by High Velocity Communications Inc. on behalf of Caterpillar and your Cat Dealer. Publisher, Tim O'Brien • Editor, John Rondy • Creative Director, Jay Blazek • Director of Client Services, Kelly Pemper. Every attempt has been made to ensure specifications are accurate. Because specifications are subject to change without notice, check with us, your Cat Dealer, for the latest equipment information. Some photography provided courtesy of Caterpillar Inc. High Velocity Communications Inc., 1720 Dolphin Drive, Suite D, Waukesha, WI 53186-1489. Phone (262) 544-8600. Please submit address corrections and changes via e-mail to: Kelly@HighVelocityCommunications.com. © 2023 High Velocity Communications Inc. Printed in the U.S.A. **Volume 23 Number 1 Buyers' Guide.** © 2023 Caterpillar. All Rights Reserved. CAT, CATERPILLAR, LET'S DO THE WORK, their respective logos, "Caterpillar Yellow", the "Power Edge" and Cat "Modern Hex" trade dress as well as corporate and product identity used herein, are trademarks of Caterpillar and may not be used without permission. VisionLink® is a trademark of Trimble Navigation Limited, registered in the United States and in other countries.

CAT.COM/GOVERNMENTAL

Includes complete specifications for all machines. Check this out and more at **Cat.com/governmental.**

- UP TO 10% FUEL SAVINGS.
- USE ECO MODE WITHOUT LOSS OF PRODUCTIVITY.

ROAD CONSTRUCTION, MAINTENANCE & REPAIR

Governmental agencies engage in a wide range of road projects focused on safety and providing a smooth traffic flow. Road maintenance, repair and new construction are typical responsibilities. Activities include pothole filling, broken pavement replacement, curb-and-gutter repairs, asphalt patching, and paving/repaving projects. For unpaved, rural roads, assignments include grading, rebuilding and compacting gravel driving surfaces, crown building, ditch shaping/cleaning to facilitate water runoff.



MOTOR GRADERS All Models

Attachments

- Moldboards (Blades)
- Cutting Edges
- Scarifiers
- Rippers
- Straight Blade



DOZERS Small/Medium/Large

Attachments

- General Purpose/Specialty Blades
- Rippers
- Winches
- Precision GPS Blade Control



SKID STEER LOADERS & COMPACT TRACK LOADERS

All Models

Attachments

- Cold Planers
- Plate Compactors
- Brooms
- Hydraulic Hammers
- Drum Compactor
- Pallet Forks



WHEELED EXCAVATORS All Models

Attachments

- Wide Range of Bucket Types/Sizes



ASPHALT PAVING EQUIPMENT All Models

- Asphalt Pavers & Screeds
- Asphalt Compactors: Tandem Vibratory, Utility & Pneumatic
- Cold Planers/Milling Machines
- Soil Reclaimers/Stabilizers/Rotary Mixers
- Vibratory Soil Compactors



BACKHOE LOADERS All Models

Attachments

- Front (Bucket End)
- Wide Range of Bucket Types/Sizes
 - Broom
 - Pallet Forks
- Rear (Backhoe End)
- Wide Range of Bucket Types/Sizes
 - Thumb
 - Hydraulic Hammers
 - Plate Compactors
 - Cold Planers



WHEEL LOADERS Compact/Small/Medium

Attachments

- Wide Range of Bucket Types/Sizes
- Broom
- Pallet Forks
- Fusion Coupler



HYDRAULIC EXCAVATORS Mini, Small, Medium & Large

Attachments

- Wide Range of Bucket Types/Sizes
- Bucket Thumbs
- Hydraulic Hammers
- Grapples
- Shears
- Cold Planers
- Plate Compactors
- Tiltrotators

LANDFILL SOLID WASTE DISPOSAL

Landfill construction includes building access roads, excavating multiple cells in preparation for solid waste disposal, stockpiling cover material, installing cell liners, and contouring the overall landfill site and each cell for drainage compliance. Landfill operation involves ongoing haul road maintenance, spreading and compacting the solid waste, spreading and compacting daily cover material to maximize waste storage in each cell, and sealing each cell by spreading a thicker top layer of cover material in preparation for future use.



LANDFILL COMPACTORS All Models

Attachments

- Straight Blade
- Semi U-Blade
- U-Blade
- Push & Doze Bucket
- Choice of Tips & Compaction Wheels



DOZERS D5, D6, D6 XE, D7, D8, D9

Attachments

- Landfill Blade
- Front & Rear Debris Striker Bars
- Tank Guarding – Fuel, DEF, Hydraulics
- Tilt Cylinder Guarding



TRACK LOADERS 953, 963, 973

Attachments

- Waste Handling Bucket
- All-Purpose Bucket
- Tamp & Clamp Bucket
- Utility Grapple Bucket
- High-Dump Bucket
- Fusion Coupler
- Carriage & Pallet Forks
- Angle Broom & Sweeper-Collector



HYDRAULIC EXCAVATORS Mini, Small, Medium & Large

Attachments

- Thumb
- Trash Grapple
- Sorting Grapple
- Orange Peel Grapple
- Clamshell Bucket



WHEELED EXCAVATORS All Models

Attachments

- Thumb
- Trash Grapple
- Sorting Grapple
- Orange Peel Grapple
- Clamshell Bucket



ARTICULATED TRUCKS All Models

Technology

- Cat ProductLink™
- Cat Production Measurement
- Cat Detect with Stability Assist

- IMPROVED GUARDING.
- UP TO 12% LESS MAINTENANCE.
- ENHANCED OPERATOR COMFORT.



SOLID WASTE TRANSFER STATIONS

Transfer stations receive municipal solid waste that is mostly destined for landfill disposal. The waste is unloaded onto the transfer station floor from multiple-route collection vehicles or containers. Some sorting may be required to remove waste that isn't landfill qualified. The acceptable waste is then reloaded into high-volume, longer-distance transfer vehicles that transport the solid waste to landfills for final disposal.



- 30% LOWER ENGINE SPEED REDUCES FUEL BURN.
- MORE REFINED CONTROL WITH CONSISTENT AND PREDICTABLE STOPPING DISTANCES.



COMPACT, SMALL & MEDIUM WHEEL LOADERS
920, 938M, 930M, 950M, 966, 972

Attachments

- High Dump Bucket
- High-Capacity, Low Material Density Waste Bucket
- Push and Doze Bucket
- Tamp & Clamp Bucket



MATERIAL HANDLERS
MH3022, MH3024, MH3026

Attachments

- Sorting Grapple
- Trash Grapple
- Orange Peel Grapple
- Rotating Beacon



WHEELED EXCAVATORS
All Models

Attachments

- High-Capacity, Low-Material-Density Bucket
- Front-Scoop Bucket
- Sorting Grapple
- Dozer-Style, Clean-up Blade

- MATCH MACHINE SIZE AND BUCKET TO VOLUME.
- VERSATILITY TO MATCH MATERIAL HANDLING NEEDS.



GREEN WASTE & COMPOSTING

Green waste consists of any organic waste that can be composted. Usually containing high concentrations of nitrogen, green waste is used to increase the efficiency of many composting operations and is very useful as a soil additive to sustain local nutrient cycling. Machine applications include unloading, stockpiling and frequent mixing/re-handling of materials to facilitate the composting process, plus loading of customers' trucks with finished compost product.



MINI EXCAVATORS
305 CR, 306 CR, 307.5, 308 CR, 309 CR, 310

Attachments

- High Capacity, Low-Material-Density Buckets
- Quick Coupler
- Thumbs
- Auger
- Hammer
- Grapples



SKID STEER LOADERS
226D3, 232D3, 236D3, 242D3, 246D3, 262D3, 272D3

Attachments

- High Capacity, Low-Material-Density Buckets
- Multi-Purpose Bucket
- Industrial Grapple Bucket
- Brooms



WHEEL LOADERS & TRACK LOADERS

Wheel – 938M, 950M, 966, 972, 980, 982

Track – 953, 963, 973K

Attachments

- High Dump Bucket
- High-Capacity, Low-Material-Density Waste Bucket
- Tamp & Clamp Bucket
- Trash Grapple
- Loader Rakes

UNDERGROUND UTILITIES

Underground utility lines include water, sewer, electric, gas, telephone, fiber optics and Internet cables. Machinery applications involve trench excavating and truck loading of spoil material for original installation, repair and replacement. Other Job Site activities include pipe unloading and handling, trench backfilling with gravel, crushed stone and dirt, compacting fill material, and seeding-sodding.



- TECHNOLOGY IMPROVES PRODUCTIVITY.
- POWERFUL HYDRAULICS, IMPROVED SWING TORQUE.
- UP TO 25% LOWER MAINTENANCE COSTS.



SKID STEER LOADERS & COMPACT TRACK LOADERS

All Models

Attachments

- Trenchers
- Utility Grapple Forks
- Vibratory Drum Compactor



BACKHOE LOADERS

All Models (includes 415 IL)

Attachments

- Wide Choice of Excavating Buckets
- Hydraulic Hammers
- Thumbs
- Plate Compactor



HYDRAULIC EXCAVATORS

All Compact & Small Models

Attachments

- Wide Choice of Excavating Buckets
- Plate Compactor
- Hydraulic Hammers
- Tiltrotators



UTILITY COMPACTORS

CB2.5, CB2.7, CB2.9, CB4.0, CB34B

Benefits

- Simple to Operate
- Designed for Rental
- Technology Ready

- 15% MORE SPACE FOR OPERATOR COMFORT.
- IMPROVED PERFORMANCE-TUNED SUSPENSION.
- SMART TECHNOLOGY TO AUTOMATE COMPLEX ATTACHMENTS.



FORESTRY SERVICES

Many governmental agencies, especially in larger municipalities, have a dedicated forestry department. Responsibilities typically include planning, planting, watering and trimming the complete range of trees and bushes. Some even establish and maintain their own centralized nursery operation. Heavy machinery and specialized attachments facilitate planting, mulching, watering, trimming, tree and brush removal/disposal, powerline maintenance, and construction of fire breaks.



BACKHOE LOADERS All Models (includes 415 IL)

Attachments

- Bucket
- Box Blade Scarifier
- Material Handler Arms



SKID STEER LOADERS & COMPACT TRACK LOADERS

All Models

Attachments

- Auger
- Brushcutter
- Mulcher
- Stump Grinder



WHEEL LOADERS

914, 920

Attachments

- Grapple Bucket
- Pallet Forks

PARKS & RECREATION

Municipal crews perform maintenance tasks such as mowing parks, greenways, cemetery, and boulevards using mowers and string trimmers. Other activities include planting, light earthmoving, landscaping, load and carry operations and truck loading. May also include playground construction and trail installation.



SKID STEER LOADERS & COMPACT TRACK LOADERS

All Models

Attachments

- Wide Range of Bucket Types/Sizes
- Auger
- Mulcher
- Stump Grinder
- Trencher
- Rakes
- Brushcutters
- Utility Grapple Forks



BACKHOE LOADERS

All Models (includes 415 IL)

Attachments

- Wide Range of Bucket Types/Sizes
- Material Handling Arm
- Forks
- Rippers



UTILITY COMPACTORS

CB2.5, CB2.7, CB2.9, CB4.0, CB34B

Benefits

- Simple to Operate
- Designed for Rental
- Technology Ready



- 30% ADDITIONAL CAPACITY IN NEW LINE OF BUCKETS.
- SMART TECHNOLOGY TO AUTOMATE COMPLEX ATTACHMENTS.
- REDESIGNED, MORE COMFORTABLE CAB.

EDUCATION

Whether contracted, partially owned or rented, a wide range of equipment and attachments is utilized on the campuses of educational institutions to maintain existing facilities or build new structures. Machine categories typically include skid steer loaders, compact track loaders, backhoe loaders, wheel loaders and hydraulic excavators.



SKID STEER LOADERS & COMPACT TRACK LOADERS

All Models

Attachments

- Wide Range of Bucket Types/Sizes
- Plate Compactors
- Brooms
- Hydraulic Hammers
- Pallet Forks



BACKHOE LOADERS

All Models

Attachments

Front (Bucket End)

- Wide Range of Bucket Types/Sizes
- Broom
- Pallet Forks

Rear (Backhoe End)

- Wide Range of Bucket Types/Sizes
- Thumb
- Hydraulic Hammers
- Plate Compactors



DOZERS

Small/Medium

Attachments

- General Purpose/Specialty Blades
- Rippers
- Winches
- Precision GPS Blade Control



WHEEL LOADERS

Compact/Small/Medium

Attachments

- Wide Range of Bucket Types/Sizes
- Broom
- Pallet Forks
- Fusion Coupler



HYDRAULIC EXCAVATORS

All Compact, Small & Medium

Attachments

- Wide Choice of Excavating Buckets
- Plate compactor

- LARGER CAB, GREATER VISIBILITY.
- UP TO 10% LOWER FUEL CONSUMPTION.
- UP TO 25% LOWER MAINTENANCE COSTS.
- UP TO 10% LESS CO₂ EMISSIONS.

- NEW 906 CAB WITH OUTSTANDING VISIBILITY.
- "SHIFT ON GO" HYDROSTATIC TRANSMISSION.
- SEAT-MOUNTED CONTROLS WITH INTEGRATED DISPLAY SCREEN.



SNOW & ICE REMOVAL

Municipal crews plow snow from city streets and along miles of country roads. Governmental agency responsibilities also include plowing and/or blowing snow from sidewalks, parking lots and other municipal facilities. Loading salt and removing snow from large areas such as airports, parks and a wide range of municipal facilities are also important.



BACKHOE LOADERS
All Models (includes 415 IL)

Attachments

- Wide Range of Bucket Types/Sizes
- Snow Plows
- Snow Pushes
- Brooms



SKID STEER LOADERS & COMPACT TRACK LOADERS
All Models

Attachments

- Wide Range of Bucket Types/Sizes
- Snow Plows/Multi V-Plow
- Snow Blowers
- Snow Pushes
- Angle Brooms



WHEEL LOADERS
906, 908, 910, 914, 920

Attachments

- Wide Range of Bucket Types/Sizes
- Snow Plows
- Snow Pushes
- Angle Brooms



MOTOR GRADERS
All Models

Attachments

- Snow Plows
- Snow Wings
- Snow Blowers

DISASTER RECOVERY

Caterpillar and Cat® dealers have extensive experience assisting governmental agencies and first responders cleaning up in the wake of natural disasters. Cleanup from storms, hurricanes and floods can include cutting and removal of downed trees and branches, clearing, pickup and truck loading of storm debris from streets, driveways, parking lots, public areas, and private yards. Plus, provide emergency rental power to municipal facilities. Also, demolish severely damaged buildings when necessary.



RENTAL GENERATORS
Multiple Units of Various kVA Ratings and Configurations



WHEEL LOADERS
Compact/Small/Medium

- Attachments
- Wide Range of Bucket Types/Sizes
 - Broom
 - Pallet Forks
 - Fusion Coupler



HYDRAULIC EXCAVATORS
Mini, Small & Medium

- Attachments
- Thumb
 - Trash Grapple
 - Sorting Grapple
 - Orange Peel Grapple
 - Hammer



WHEELED EXCAVATORS
All Models

- Attachments
- Hydraulic hammers
 - Trash grapple
 - Buckets



SKID STEER LOADERS
All Models

- Attachments
- Buckets
 - Brooms
 - Hydraulic hammers
 - Utility grapple forks



COMPACT TRACK LOADERS
All Models

- Attachments
- Buckets
 - Brooms
 - Hydraulic hammers
 - Utility grapple forks



- UP TO 10% LOWER OWNERSHIP COSTS.
- UP TO 20% MORE PRODUCTIVITY.
- EXCLUSIVE CAT FEATURES IN A MINI EXCAVATOR.



POWER GENERATION

Generator sets provide prime and standby power for wastewater facilities. Diesel generators are utilized by municipalities for back up power to buildings and other critical functions. Biogas derived from landfills fuels gas generator sets that produce electric power. Rental power is utilized whenever temporary mobile power is needed.



GENERATOR SETS

All GC Models

Benefits

- GC Models save up to 14% installed space
- Reliability tested for 500 hours
- Scalable System



STANDBY GENERATORS

All diesel retail models, 3400 & 3500 series

Benefits

- Over 1,000 hours continuous runtime
- Remote Monitoring
- Seamless Design



LARGE GENERATOR SETS

Prime Power (Gas) G3508, G3512, G3516H, G3520

Benefits

- Runs on wide range of fuels
- Ready to accept 100% blockload
- Flexible packaging options



RENTAL GENERATORS

All Models

Benefits

- Durable design
- Sound attenuated
- User-friendly interface

COOPERATIVE PURCHASING WITH CATERPILLAR

Every governmental agency faces resource constraints. Budgets are tight and the workload never quits. If you're responsible for procuring heavy equipment under these conditions, it's hard to be successful on the job.

Cooperative purchasing can help.

WHY COOPERATIVE PURCHASING?

Cooperative contracts help you get the equipment you need quickly and better manage your budget, so you never have to compromise on machines and service.

SAVE TIME

Improve procurement efficiency so you can put new equipment to work faster.

CONTROL COSTS

Don't spend valuable budget dollars soliciting bids, reviewing proposals and awarding contracts.

MANAGE RISK

Avoid unexpected repair costs and other budget surprises that may arise when you buy the low-bid option.

LIFE CYCLE COST CALCULATION

It's important to evaluate equipment purchases from a total cost perspective, as purchase price is just one small component. Choosing the low bid can actually cost more in the long run. Here is one well-accepted method to determine total cost:

INITIAL PURCHASE PRICE

- Trade-In
- + Maintenance
- + Repairs
- + Fuel and inputs
- Resale value

TOTAL COST OF OWNERSHIP

TAKE YOUR PICK

Caterpillar is pleased to make our equipment available through the cooperative purchasing contract with OMNIA Partners, NASPO or Sourcewell. Get the assets you need to be more successful when you buy or rent Cat® products using one of these agreements:



OMNIA PARTNERS CONTRACT #212816

New equipment, parts, service, rental, used equipment and related services.

SOURCEWELL CONTRACT #032119-CAT

New equipment, parts & service

SOURCEWELL CONTRACT #060122-CAT

New Paving Equipment, parts & service

SOURCEWELL CONTRACT #062320-CAT

Rental, Used equipment & related services

SOURCEWELL CONTRACT #092222-CAT

Backup power systems and services

NASPO VALUEPOINT CONTRACT #OK-SW-192

Construction equipment and warranty work with replacement parts


MORE THAN NEW MACHINES AND ATTACHMENTS

Cooperative purchasing contracts often go beyond machines to include the parts and service you need to keep your operation running smoothly. With Caterpillar, you'll have access to:



Service

Whether a machine needs routine maintenance or an unplanned repair, Cat dealers are well equipped to meet any service needs.



Parts

Genuine OEM parts are the best option to keep your machines running. Your local Cat dealer can accept POs using your Sourcewell member number.



Rental Equipment

Your Cat dealer has a full line of equipment available to rent for short- or long-term needs. From light towers to wheel loaders, your Cat dealer has you covered.



Used Equipment

A good used machine can be an excellent value. Caterpillar ensures you have access to this buying option if you decide it's right for your agency.

REGISTER TODAY

In just a few minutes, you can register and start reaping the benefits. Participation is free and there is no obligation to purchase. It's the easiest way to take advantage of cooperative purchasing agreements that will save your agency time and money procuring equipment. Participation is available for all government, education and non-profit entities.



omniapartners.com



sourcewell-mn.gov



naspo.org

Succeeding Together

No matter how you define success, we will work to help you achieve it. We invite you to learn more about using cooperative purchasing to achieve your goals.

Your Cat dealer can help determine which contract is right for you and can also provide information about any state and local cooperative purchasing options.



MOTOR GRADERS

120

120 GC

140

140 GC

150

160

14

- Net Power: 139 hp – 238 hp
- Operating Weights: 35,067 lb – 57,250 lb
- Pro Equipment Protection Plan available only for governmental purchases protects select connectivity, technology, powertrain, hydraulics, certain electrical, and other select major components beyond the standard machine warranty.
- Cat® GRADE with 3D for motor graders helps you achieve grade faster with more accuracy, efficiency, and productivity.
- Extended Protection Plan coverage is now available on Cat® Motor Graders already in your fleet. A two-year/2,000-hour Premier extension is offered for machines seven years old and newer.
- Stable Blade is an industry-exclusive, patented technology that detects machine bounce, and automatically reduces machine speed as needed before the operator even notices the need.¹ Once stabilized, the machine returns to its original speed without operator intervention.
- Serviceability features unique to Cat models help keep uptime high and performance strong. Cat Top Adjust Drawbar wear inserts provide easy access from the top of the drawbar.² Low-cost, replaceable bronze wear inserts in the lift and centershift cylinder ends help maintain factory tightness.

- Technology packages are available at a wide variety of levels to help meet your agency's needs. Whether operators need a basic indication of slope or accessibility to equip your machine with 2D or 3D machine control and guidance systems, Cat Motor Graders can address your application needs.
- Auto Articulation enables your agency's Cat Motor Graders to articulate automatically when steered, improving performance and maneuverability in tight spaces.³

¹ Stable Blade is not available on the 120 GC and 140 GC

² Top Adjust is not available on the 120 GC and 140 GC

³ Auto articulation is only available on joystick models

Note: Additional features available for most models, consult our dealership for more information.





DOZERS

D1 D6
 D2 D6 XE
 D3 D7
 D4 D8
 D5 D9

Small | D1, D2, D3

- Net Power: 80 hp – 104 hp
- Operating Weights: 17,855 lb – 20,639 lb
- Next Gen small dozers offer improved visibility, grade control and fuel economy to enhance productivity and overall cost savings
- Eco Mode delivers extra fuel savings of up to 20 percent
- Stable Blade Lift and Tilt feature complements operator blade control input, reducing fatigue while increasing productivity in finish-grading applications
- Traction Control with Low Slip mode reduces track slip and undercarriage wear
- Blade Load Monitor provides real-time feedback of current load vs. target load to fully utilize machine capacity benefiting operators of all skill levels. Automatically compensates for ground conditions. This feature is not available indoors or in areas where a GPS signal is not available.
- AutoCarry™ raises and lowers the blade to maximize pushing capability and prevent excessive track slip when pushing heavy loads. Not available indoors or in areas where a GPS signal is not available.
- Scalable 2D and 3D Cat Grade is an optional feature that makes your job up to 39% faster with up to 82% fewer operator inputs and less rework by maintaining blade angles for better surface quality.

Medium | D4, D5, D6, D6 XE, D7

- Net Power: 130 hp – 265 hp
- Operating Weights: 29,259 lb – 65,644 lb
- Revolutionary D6 XE is world's first High Drive, Electric Drive Dozer, delivering constant power to the ground, greater agility and faster cycle times
- D6 XE is up to 35 percent more fuel efficient and up to 50 percent more productive
- Updated GRADE with 3D and Slope Assist helps achieve the best quality results
- Cat D4 increases productivity up to 50 percent with Cat technology and reduces operating costs by improving fuel efficiency/maintenance needs
- Waste handling configurations available from the factory for D5 to the D7

Large | D8, D9

- Net Power: 354 hp – 440 hp
- Operating Weights: 87,600 lb – 110,225 lb
- Optional GRADE with 3D on all models is factory integrated to optimize blade loads





HYDRAULIC EXCAVATORS

Mini | 300.9D, 301.5, 301.7 CR, 301.8, 302 CR, 302.7 CR, 303 CR, 303.5 CR, 304, 305 CR, 306 CR, 307.5, 308 CR, 308 CR VAB, 309 CR, 309 CR VAB, 310

- Net Power: 13 hp – 69.5 hp
- Operating Weights: 2,061 lb – 22,451 lb
- All next gen mini excavators provide improved fuel efficiency, longer maintenance intervals and easy-to-access routine check points that reduce operating costs
- Higher digging forces, faster cycle times and enhanced uphill swing torque improve performance and efficiency
- A comprehensive range of Cat® attachments optimizes performance for any task
- Quiet, spacious cabs and smooth ergonomic controls keep operators comfortable increasing productivity and reducing fatigue
- Technology options Ease of Use and Cat Grade, on select models, simplifies machine operation and enhances productivity for both experienced and novice operators.

Small/Medium/Large | 313, 313 GC, 315, 315 GC, 317, 317 GC, 320, 320 GC, 323, 325, 326, 330, 330 GC, 335, 336, 340, 350, 352

- Net Power: 73 hp – 443 hp
- Operating Weights: 30,400 lb – 113,500 lb
- All models feature:
 - Large, ergonomic, comfortable cab
 - Fuel saving features, longer maintenance intervals, and simplified service points reduce operating costs
 - A full range of Cat® work tools optimizes performance
- Grade, Payload, and E-Fence technologies (standard on most models) boost operator efficiency and improve Job Site productivity
- GC offerings provide job-matched performance and reliability at low-cost-per-hour
- The compact radius models are the ideal choice for working confidently in space-restricted areas like road jobs with lane closures and next to buildings

| | |
|------------|--------|
| 300.9D | 313 GC |
| 301.5 | 315 |
| 301.7 CR | 315 GC |
| 301.8 | 317 |
| 302 CR | 317 GC |
| 302.7 CR | 320 |
| 303 CR | 320 GC |
| 303.5 CR | 323 |
| 304 | 325 |
| 305 CR | 326 |
| 306 CR | 330 |
| 307.5 | 330 GC |
| 308 CR | 335 |
| 308 CR VAB | 336 |
| 309 CR | 340 |
| 309 CR VAB | 350 |
| 310 | 352 |
| 313 | |

WHEEL LOADERS

| | |
|--------|---------|
| 903D | 962 |
| 906 | 966 GC |
| 907 | 966 |
| 908 | 966 XE |
| 910 | 972 XE |
| 914 | 980 |
| 920 | 980 XE |
| 926M | 982 |
| 930M | 982 XE |
| 938M | 986K |
| 950 | 988K |
| 950 GC | 988K XE |

Compact | 903D, 906, 907, 908, 910, 914, 920

- Net Power: 42 hp – 121 hp
- Operating Weights: 9,414 lb – 21,742 lb
- A Cat® C3.6 engine powers the 910, 914 and 920 for greater hp, improved fuel efficiency
- Strong breakout force and dependable performance are built in for fast cycle times
- Superior reach and excellent visibility enable easy, efficient material placement
- Spacious cabs with joystick controls keep operators comfortable all-shift long
- Optional Ride-Control system provides an even more comfortable ride and better material retention over rough terrain
- Skid steer loader-style coupler on the 903D, 906, 907 and 908 enables use of Cat Skid Steer Loader attachments for increased versatility
- Tackle more jobs with one machine using the extensive line of Cat attachments

Small/Medium | 926M, 930M, 938M, 950, 950 GC, 962, 966, 966 GC, 966 XE

- Net Power: 168 hp – 321 hp
- Operating Weights: 28,193 lb – 51,176 lb
- A smooth, hydrostatic transmission automatically adjusts power to the ground
- Large, spacious cabs feature excellent visibility, extremely low sound levels, automatic temperature control and ergonomic seat-mounted joystick controls
- Predictable hydraulic systems sense demand and adjust flow and pressure to match
- Optimized, parallel-lift, Z-bar loader linkage combines powerful digging ability with toolcarrier capabilities for increased performance and versatility
- A new line of optimized Performance Series Buckets and other attachments is available in a Pin-On or Fusion™ Coupler interfaces.
- The 966 GC offers performance combined with the low owning and operating costs making it the perfect choice for your agency.

Medium/Large | 972, 972 XE, 980, 980 XE, 982, 982 XE, 986K, 988K, 988K XE

- Net Power: 339 hp – 538 hp
- Operating Weights: 54,858 lb – 116,362 lb
- The new 988K XE is the first Cat wheel loader featuring a high-efficiency electric drive system, which improves overall efficiency by 25 percent
- XE models deliver up to 25 percent lower maintenance costs and 35 percent better fuel efficiency





BACKHOE LOADERS

Cat® Backhoe Loaders help you complete more work in less time on your Job Sites, with front loader arms that provide improved reach and excavator-style booms that deliver superior digging power. These machines are also extremely versatile with a variety of attachments, so you can go from moving material and digging trenches to breaking up soil or hard surfaces quickly. Because of their relatively small frame size and versatility, Cat Backhoe Loaders are reliable performers that reduce your machine operating costs.

- Net Power: 70 hp – 131 hp
- Digging Depths: 14 ft – 21.4 ft
- Operating Weights: 15,246 lb – 29,321 lb
- 420 XE delivers exceptional performance, increased fuel economy, superior hydraulic system, maximum versatility and updated operator station
- Powerful, load-sensing hydraulic systems provide excellent response for improved hoe and loader productivity and greater bucket breakout force
- Spacious operator station with machine controls at operator’s fingertips and multiple adjustments keep the operator comfortable and productive
- Selectable Power Management Modes not only save fuel, but maintain machine performance
- Industry-leading versatility with an integrated toolcarrier provides a hydraulic coupler and increased loader performance compared to a single-tilt-cylinder loaders, as well as parallel lift
- Air-suspension seat and ergonomic controls provide a comfortable working environment
- Travel speeds up to 25 mph enable faster roading between Job Sites
- Side shift functionality for digging close to walls and in compact areas (models 428, 432 & 434)

| | |
|--------|-----|
| 415 | 428 |
| 415 IL | 432 |
| 416 | 434 |
| 420 | 440 |
| 420 XE | 450 |
| 430 | |





226D3 246D3
 232D3 262D3
 236D3 272D3
 242D3 272D3 XE

SKID STEER & COMPACT TRACK LOADERS

Skid Steer Loaders | 226D3, 232D3, 236D3, 242D3, 246D3, 262D3, 272D3, 272D3 XE

- Gross Power: 67.1 hp – 110 hp
- Rated Operating Capacities: 1,550 lb – 3,700 lb
- Dual direction, self-leveling, return-to-dig, and work tool positioner features
- Automate machine functions help facilitate repetitive tasks such as grading, digging, and loading
- Available high-back, heated, air-ride seats include seat-mounted, adjustable joystick controls
- Sealed and pressurized cabs provide a cleaner, quieter work environment
- Speed Sensitive Ride Control option assures an even smoother ride with better material retention
- Available High-Flow, high-pressure hydraulic systems efficiently run even the most power-hungry attachments

Compact Track Loaders | 239D3, 249D3, 259D3, 279D3, 289D3, 299D3, 299D3 XE

- Gross Power: 67.1 hp – 110 hp
- Rated Operating Capacities: 1,530 lb – 4,340 lb @ 35% tipping load
- Standard, fully independent torsion suspension undercarriage and Speed Sensitive Ride Control option ensure a smoother ride and better material retention
- The dual direction self-leveling, return-to-dig, and worktool positioner features automate machine functions for repetitive grading, digging, and loading tasks
- Industry-leading sealed and pressurized cab option provides a cleaner, quieter work environment
- Available high-back, heated, air-ride seats include seat-mounted, adjustable joystick controls
- Choose 299D3 XE Land Management and Debris Management packages for demanding vegetation-management applications such as mulching, brush-cutting, vegetation control and mowing.



239D3 289D3
 249D3 299D3
 259D3 299D3 XE
 279D3

D3 SERIES HIGHLIGHTS

- Increased door opening angle (up to 40% wider) for easier entry and exit
- Wider-spaced joystick pods deliver an additional 3 inches of space for increased operator comfort.
- SMART Technology enables machines to recognize when a SMART Attachment is connected, tailoring the existing machine controls to the needs of the connected attachment



PAVING MACHINES

Asphalt Pavers | All Models

- The AP455 Mobil-trac™ asphalt paver delivers excellent traction and mobility as well as, easy set-up, and a wide paving range, making it the perfect fit for urban streets, parking lots, rural roads and many other small to intermediate-type applications.
- The single sliding console, easy-viewing display, and unobstructed visibility to the hopper combine to simplify operation.
- The small footprint simplifies maneuverability in tight spaces, while the lighter weight and optimal width accommodates easy transport.
- Configurable screed designs, high transport speeds, and serviceable components provide excellent flexibility.
- High-definition, touchscreen displays with adjustable brightness control for all types of lighting conditions, including direct sunlight.

Asphalt Compactors | All Models

- The CC2.7 GC Tandem Vibratory Roller is a 2.7 metric ton machine with 39-inch drums. It's a versatile machine with a high amplitude and is an excellent match for car parks, shoulders, small parking lots, lane additions, and other similar sized jobs.
- Easy to maintain, has a single point lift for versatile transport, and has custom paint options available.
- Intuitive operator controls, a simple display, and an ergonomic operator station.
- Rocker switches and Cat® gauge cluster with water tank gauge to help make operation easy.
- Optional Compaction Measurement Value (CMV) displayed to the operator for improved compaction performance and consistency.

Cold Planer | All Models

- The PM310, PM312 and PM313 are equipped to deliver efficient production with the milling precision you need to stay competitive. With three milling widths and options available for enhanced versatility, you can customize your machine to suit numerous applications. Whether texturing a road or milling an airport runway, a configuration is available to help you meet your job requirements.
- Ideal for milling imperfections prior to resurfacing, cutting utilities access through pavements as well as removing deteriorated pavement.

For a complete Paving machine product lineup, please visit <https://www.cat.com/pav>.

| | |
|----------|-------------|
| AP400 | CC4.0 |
| AP500 | CB7 |
| AP600 | CB8 |
| AP1000 | CB10 |
| AP455 | CB13 |
| AP555 | CB15 |
| AP655 | CB16 |
| AP1055 | CCS9 COMBI |
| CB1.7 | PM310 TRACK |
| CB1.8 | PM312 TRACK |
| CB2.5 | PM313 TRACK |
| CB2.7 | PM310 WHEEL |
| CB2.9 | PM312 WHEEL |
| CC2.7 | PM313 WHEEL |
| CB2.5 GC | PM620 |
| CB2.7 GC | PM622 |
| CC2.7 GC | PM820 |
| CB4.0 | PM822 |
| CB4.4 | PM825 |



WHEELED EXCAVATORS

M314 M320
M315 M322
M316
M318
M319

- Net Power: 134 hp – 174 hp
- Operating Weights: 39,683 lb – 52,911 lb
- Next Gen lineup offers increased efficiency, improved operator comfort, with lower operating and maintenance costs
- The versatility and mobility of Wheeled Excavators enable you to complete more jobs, in less time, with fewer machines
- Wheeled Excavators can move quickly from job to job eliminating the cost of transporting equipment
- Best-in-class cab offers enhanced visibility. Machines equipped with rear camera that displays on monitor inside cab
- Multiple auxiliary hydraulic options enable use of a wide range of attachments



STRETCH YOUR BUDGET DOLLARS

ONE MACHINE DOES WORK OF MANY

Agency fleet efficiency is improved by pairing the right attachments with the right machines in your fleet. Attachments enable one machine to perform the work of many specialty machines, thereby stretching your equipment capabilities without stretching your available budget.

Cat® Attachments Include:

- Augers
- Backhoes
- Bale Handlers
- Blades
- Brooms
- Brushcutters
- Buckets
- Cold Planers
- Compactors
- Couplers
- Cutters
- Forks
- Grapples
- Hammers
- Lifting Hooks
- Material Handling Arms
- Mixing Buckets
- Mulchers
- Multi Processors
- Plows
- Pulverizers
- Rakes
- Rippers
- Scarifiers
- Shears
- Side Discharge Buckets
- Snow Blowers
- Snow Plows and Pushes
- Stump Grinders
- Thumbs
- Tillers
- Trenchers
- Truss Booms
- Wheel Saws

Consult the equipment experts at our dealership to learn more about the best attachments for your fleet.



Brushcutters



Compactors



Snow Pushes



Tillers



Stump Grinders



Multi Purpose Buckets



Couplers



Brooms



Power Box Rakes



Grapple Rakes



Mulchers



Material Handling Arms



Vibratory Plate Compactors



Snow Blowers



Truss Booms



Augers



Landscape Rakes



Hammers




Flail Mower



Wheel Saws



Trenchers



Cold Planers



TRANSFER STATION & MRF MACHINES

Material Handlers | MH3022, MH3024, MH3026, MH3040

- Net Power: 145 hp – 205 hp
- Operating Weights: 54,000 lb – 84,940 lb
- MH3040 cuts fuel costs by up to 25% and maintenance costs by up to 20%
- The MH3022 is an agile solution for jobs with space constraints, providing the necessary reach for tasks such as indoor sorting and waste handling
- The MH3024 features optimum reach with its long MH front linkage and a choice of undercarriage configurations to complete jobs like waste handling, recycling and bulk material handling
- The MH3026 is the best choice if work requires greater lifting capacities and a larger working envelope
- All models feature continuous top- and side-plate construction throughout boom and stick for greater durability

| | |
|--------|--------|
| MH3022 | 950 GC |
| MH3024 | 962M |
| MH3026 | 966 |
| MH3040 | 966 XE |
| 926M | 972 |
| 930M | 972 XE |
| 938M | 980 |
| 950M | 980 XE |

Small & Medium Wheel Loaders | 926M, 930M, 938M, 950M, 950 GC, 962M, 966, 966 XE, 972, 972 XE, 980, 980 XE

- Net Power: 168 hp – 393 hp
- Operating Weights: 28,193 lb – 66,877 lb
- All M Series machines feature extensive system integration, which reduces emissions and improves performance and fuel economy
- Flexport molded and Brawler “press-on” solid tires prevent unscheduled downtime, while increasing productivity
- Three specially designed waste buckets handle different waste applications
- Waste Handling package includes: heavy guarding, special radiator, reversing fan and engine and cab pre-cleaners—improving uptime, reliability and operator comfort





LANDFILL MACHINES

| | |
|-------|--------|
| D5 | 631 |
| D6 | 637 |
| D6 XE | 651 |
| D7 | 657 |
| D8T | 725 |
| D9 | 730 |
| 816 | 730 EJ |
| 826K | 735 |
| 836 | 740 GC |
| 621 | 740 EJ |
| 623 | 745 |
| 627 | |

Dozers | D5, D6, D6 XE, D7, D8T, D9

- Net Power: 130 hp – 440 hp
- Operating Weights: 29,258 lb – 106,618 lb
- Waste Handler packages help protect machines from damage caused by debris
- Landfill blades and center-hole track shoes optimize Waste Handler performance
- Insulated Clean Emissions Module and thermal shields provide a high level of thermal protection

Landfill Compactors | 816, 826K, 836

- Gross Power: 284 hp – 562 hp
- Operating Weights: 57,345 lb – 123,319 lb
- Comprehensive guarding includes the Cat® Axle Guard system, which protects final drives and wheel rims
- Cat wheels and tips maximize performance and compaction. Choose from paddle tips, plus tips, combination tips or diamond tips
- A variety of blades—Straight, Semi U and U—helps meet diverse cover-material-spreading requirements

Scrapers | 621, 623, 627, 631, 637, 651, 657

- 407 hp – 1,095 hp for tractors (+290 hp for rear engine on tandem models)
- Scraper Capacities: 24 – 44 yd³ (heaped)
- Less steering effort required with the new high-pressure steering system
- Reduce up to 14 individual operator commands per cycle using Sequence Assist (optional attachment)
- Move more material with Advanced Productivity Electronic Control System (APECS), which enables better utilization of engine power and torque

Articulated Trucks | 725, 730, 730 EJ, 735, 740 GC, 740 EJ, 745

- Net Power: 342 hp – 504 hp
- Rated Payloads: 26.5 tons – 45.2 tons
- Articulated trucks are well-suited for placing cover soil. The 730 EJ and 740 EJ feature ejector bodies, which are safer and provide clean load ejection on-the-go.
- All models feature a completely re-engineered cab for improved comfort and ease of operation. This includes Assisted Hoist Control and Cat Detect with Stability Assist system. The quieter cab design lowers inside sound levels by 7dB.



TH255C TL1055
 TL642 TL1255
 TL943



TELEHANDLERS & TRACK LOADERS

Superior design and advanced features combine to give Cat® Telehandlers the best all-around visibility, lift and reach capabilities. Top performance and rugged construction deliver reliability and durability with low operating costs. Designed to meet the varying needs of construction applications, the comprehensive range of standard features and optional equipment extends the scope for wider application flexibility.

- Gross Power: 73.7 hp – 134 hp
- Load Capacities: 5,500 lb – 12,000 lb
- Max Lift Height: 18.37 ft – 54.9 ft
- Excellent visibility with optional peripheral sensors and rearview camera provide operator with confidence for safe, efficient operation
- Single-lever joystick activates all boom functions for easy operation
- Quiet, spacious operating environment with adjustable suspension seat and intuitive controls deliver operator comfort all-shift long
- A variety of attachments is available to equip your telehandler for any task. Fork carriages, buckets, pipe grapples and truss booms are just some of the options available, enabling you to tailor your machine to your agency’s application needs.
- Ground-level access to all daily service points and a side-mounted engine simplifies servicing.

953 963 WH
 963 973K



Track Loaders | 953, 963, 963 WH, 973K

- Net Power: 160 hp – 275 hp
- Operating Weights: 34,594 lb – 63,900 lb
- Increased horsepower enables excellent maneuverability, powerful excavating and efficient truck loading
- Redesigned, ergonomic cabs provide greater operator comfort
- Purpose-built waste handling packages available for the 953 and 963
- Ideal for working in the toughest underfoot conditions on demanding waste-handling, construction and demolition applications

Instructor-Led Operator Training

Heavy equipment operator training conducted by expert instructors on your Job Site or at a Caterpillar Demonstration & Learning Center is invaluable. Operator training courses offer much more than traditional orientation training provided at the time of machine delivery. Your equipment investment pays greater dividends by taking your most-skilled heavy equipment operators and making them even better.

Caterpillar Operator Training eLearning is created for entry-level operators, technicians, equipment owners, and others looking for basic knowledge on heavy equipment safety, pre-operation maintenance, and basic operating procedures. A constantly growing video library can show you everything from basic operation to advanced techniques.

Set in a construction environment, Cat® Simulators teach students a full range of machine operating skill. Cat Simulators feature authentic Cat controls and are the only portable Caterpillar-licensed simulator on the market. 📺



Job Site Solutions

Fleet management is the administration of processes and activities supporting the entire lifecycle of equipment typically used by governmental agencies. To achieve the highest level of productivity, fleet management should begin on day one and continue through day-to-day operation and maintenance, all the way to major repairs and rebuilds. Every decision made during the lifecycle of your equipment has an impact on costs.

Caterpillar Job Site Solutions and our dealership take the complexity out of managing your fleet and providing you with a strategy, intended outcomes and an action plan that meets the unique challenges of your job sites.

We won't just develop a high-performance plan for your site; we'll help execute it. We'll focus on your success, leveraging our respective capabilities to achieve the results you're targeting. We'll make sure your fleet has the right machines, doing the right work to produce quality results at the lowest cost. 📺

CATERPILLAR SAFETY SERVICES

Forward-thinking agencies know that safety is no longer a box-ticking exercise but a true measure of employee engagement and operational excellence that can create a genuine workplace advantage. We work with governmental agencies at every stage in their journey toward safety excellence, helping them make their workplace safer, their team members feel more valued, and their operations more efficient. Whether you're looking to establish a strong foundation for safety excellence, or want to take your safety to the next level, we can help. 📺





EQUIPMENT FINANCING

CAT® FINANCIAL OFFERS FLEXIBLE TERMS

Your agency's goals are always changing, and so are your financial needs. That's why it's good to know all the ways Cat® Financial can help you stay within your budget.

Whether you're buying new equipment, protecting your fleet investment, rationalizing your agency's fleet size or preparing for the future, comprehensive financing and insurance solutions from Cat Financial help you meet your constituents' needs.

With flexible terms, up to 100 percent financing for qualified agencies, non-appropriations clauses and insurance support, Cat Financial is set up to meet the specific needs of governmental agencies—taking the hassle out of acquiring equipment.

Governmental Lease

- Offers special low-interest rates—interest charge is normally less than the total cost of issuing a bond.
- May not require voter approval as with bond issuance.


*May require preapproval


- Allows you to cancel your contract without penalty (on the last day of the appropriations period) if funding is not approved for the following year.

Governmental Tax Lease*

Generally provides lower monthly payments than purchase contracts.

- Enables you to use equipment without any disposal concerns.
- May not require voter approval as with bond issuance.
- Lets you cancel your contract without penalty (on the last day of the appropriations period) if funding is not approved for the following year.

To learn more about your flexible options for quick, no-hassle equipment financing, simply contact our dealership, or go to CatFinancial.com. 



DEALER SUPPORT

INCREASE YOUR AGENCY'S UPTIME

Need something? Whatever your agency's size or location, the product and service experts at our dealership can help you save time, increase productivity, and do your best work. World-class technology and services are customized for your agency's every need, within any budget. Choose from options that range from doing more yourself, or receiving complete support from our team of experts. Let's get it done together.

We have your back


You run more than equipment. You run an entire operation. That's why you can rely on dedicated product support specialists ready to serve you and your team 24/7. Whether you need basic parts, financing or a comprehensive Customer Value Agreement, you can enhance every aspect of your operation—so you can work faster and more efficiently than ever.

Cat Parts, Service & Maintenance

Everything you need to keep your Cat® machines and engines in top shape is one call away. Whether you want Genuine Cat, new Reman or used parts, manuals and resources to handle maintenance and repairs yourself—or prefer to have one of our expert technicians do the work—we make it easy to keep your agency's equipment in top condition. Shop more than 1.4 million parts on Cat.Parts.com, and be assured if we don't have the part in stock, you'll typically receive it the next day.

Quality Service & Repair

The need for equipment repairs can happen at any time. And when it does, resolving your issue ASAP is critical. We perform all types of equipment repairs quickly and efficiently. Our shop services are designed to help you keep costly downtime to a minimum and your agency operating at maximum efficiency.



Our highly-trained, skilled technicians utilize state-of-the-art equipment and tooling to get the job done quickly and efficiently. Our service teams work directly with you to discuss repair options and estimates to meet your specific needs.

Unmatched Field Service

When you need help away from homebase, our service trucks are outfitted with the latest diagnostic and repair technology and dispatched from the nearest location. Our expert technicians are ranked among the most highly skilled in the industry. That means you benefit from accurate, expert diagnosis and repair.

Our goal is to deliver more uptime, so if unexpected downtime occurs, you can be back up and running quickly.

You can count on our dealership's trained parts and service experts to support your agency. Contact us for a no-obligation consultation. ☎

||| EASY TO OWN. READY TO WORK. |||



You make uptime look easy. Your parts arrive to your door. You're ahead on repairs, your crew stays busy and you get the most from your machine investment.

So, how do you do it? How do you keep machine ownership hassle-free? You don't just buy a Cat® machine — you own it with a Cat Customer Value Agreement (CVA). The right parts deliver right on schedule. Planned maintenance keeps service predictable. You're protected from risks of unexpected repairs due to manufacturer defects. And you get it all in one plan, rolled in with your machine payment.

Hassle-free ownership to maximize your machine — and your uptime.

||| **THAT'S A CVA** |||

TALK TO YOUR DEALER TODAY