



323 GX

Hydraulic Excavator

Technical Specifications

Configurations and features may vary by region. Please consult your Cat® dealer for availability in your area.

Table of Contents

Specifications	2
Engine	2
Swing Mechanism	2
Weights	2
Track	2
Drive	2
Hydraulic System	2
Service Refill Capacities	2
Standards	2
Sound Performance	3
Air Conditioning System	3
Operating Weights and Ground Pressures	3
Major Component Weights	4
Dimensions	5
Working Ranges	6
Reach Boom Lift Capacities – Counterweight: 4250 kg (9,370 lb)	7
Bucket Specifications and Compatibility	9
Attachments Offering Guide	9
Standard and Optional Equipment	11
Dealer Installed Kits and Attachments	13
323 GX Environmental Declaration	14

323 GX Hydraulic Excavator Specifications

Engine

Engine Model	Cat® C4.4	
Net Power		
ISO 9249	123.7 kW	166 hp
ISO 9249 (DIN)	168 hp (metric)	
Engine Power		
ISO 14396	129.4 kW	174 hp
ISO 14396 (DIN)	176 hp (metric)	
Bore	105 mm	4 in
Stroke	127 mm	5 in
Displacement	4.4 L	269 in ³
Biodiesel Capability	Up to B20 ⁽¹⁾	

- Cat C4.4 engine emits equivalent to U.S. EPA Tier 3 and EU Stage IIIA.
- Recommended for use up to 4500 m (14,764 ft) altitude with engine power derate above 3000 m (9,842 ft).
- Advertised power is tested per the specified standard in effect at the time of manufacture.
- Net power advertised is the power available at the flywheel when the engine is equipped with fan, air intake system, exhaust system and alternator.
- Engine speed at 2,000 rpm.

⁽¹⁾Cat engines are compatible with diesel fuel blended with the following lower-carbon intensity fuels** up to:

- ✓ 100% biodiesel FAME (fatty acid methyl ester)*
- ✓ 100% renewable diesel, HVO (hydrotreated vegetable oil) and GTL (gas-to-liquid) fuels

Refer to guidelines for successful application. Please consult your Cat dealer or “Caterpillar Machine Fluids Recommendations” (SEBU6250) for details.

*For use of blends higher than 20% biodiesel, consult your Cat dealer.

**Tailpipe greenhouse gas emissions from lower-carbon intensity fuels are essentially the same as traditional fuels.

Swing Mechanism

Swing Speed	11.13 rpm	
Maximum Swing Torque	82 kN·m	60,633 lbf-ft

Weights

Operating Weight (Non-Rollover Protective Structure [Non-ROPS])	21 600 kg	47,600 lb
---	-----------	-----------

- Reach boom, R2.9B1 (9'6") stick, General Duty (GD) 1.19 m³ (1.56 yd³) bucket, 600 mm (24") triple grouser shoes and 4250 kg (9,370 lb) counterweight.

Operating Weight (ROPS)	21 700 kg	47,800 lb
-------------------------	-----------	-----------

- Reach boom, R2.9B1 (9'6") stick, GD 1.19 m³ (1.56 yd³) bucket, 600 mm (24") triple grouser shoes and 4250 kg (9,370 lb) counterweight.

Track

Optional Track Shoes Width	600 mm	24 in
Optional Track Shoes Width	790 mm	31 in
Number of Shoes (each side)	47	
Number of Track Rollers (each side)	7	
Number of Carrier Rollers (each side)	2	

Drive

Gradeability	35° +/-70%	
Maximum Travel Speed	5.7 km/h	3.6 mph
Maximum Drawbar Pull	200 kN	44,917 lbf

Hydraulic System

Main System – Maximum Flow – Implement	429 L/min (214.5 × 2 pumps)	113 gal/min (56.7 × 2 pumps)
Maximum Pressure – Equipment – Normal	35 000 kPa	5,075 psi
Maximum Pressure – Travel	35 000 kPa	5,075 psi
Maximum Pressure – Swing	27 500 kPa	3,988 psi
Boom Cylinder – Bore	120 mm	5 in
Boom Cylinder – Stroke	1260 mm	50 in
Stick Cylinder – Bore	140 mm	6 in
Stick Cylinder – Stroke	1504 mm	59 in
Bucket Cylinder – Bore	120 mm	5 in
Bucket Cylinder – Stroke	1104 mm	43 in

Service Refill Capacities

Fuel Tank Capacity	390 L	103 gal
Cooling System	24.5 L	6.5 gal
Engine Oil	15 L	4 gal
Swing Drive	5.5 L	1.5 gal
Final Drive (each)	4.5 L	1.2 gal
Hydraulic System (including tank)	218 L	57.6 gal
Hydraulic Tank	115 L	30.4 gal

Standards

Brakes	ISO 10265:2008
ROPS*	ISO 12117-2 2008
Cab/Operator Protective Guards (OPG) (optional)	ISO 10262:1998 Level II

*Mandatory in Kingdom of Saudi Arabia; Optional in other regions.

323 GX Hydraulic Excavator Specifications

Sound Performance

Non-ROPS

GB 16710:2010 (external): 105 dB(A)

GB 16710:2010 (inside cab): 80 dB(A)

ROPS

ISO 6395:2008 (external): 103 dB(A)

ISO 6396:2008 (inside cab): 70 dB(A)

- Hearing protection may be needed when operating with an open operator station and cab (when not properly maintained or doors/windows open) for extended periods or in a noisy environment.

Air Conditioning System

The air conditioning system on this machine contains the fluorinated greenhouse gas refrigerant R134a (Global Warming Potential = 1430). The system contains 0.85 kg of refrigerant, which has a CO₂ equivalent of 1.216 metric tonnes.

Operating Weights and Ground Pressures

Base Machine Configurations	600 mm (24 in) Triple Grouser Shoes		790 mm (31 in) Triple Grouser Shoes	
	Weight kg (lb)	Ground Pressure kPa (psi)	Weight kg (lb)	Ground Pressure kPa (psi)
Base Frame with Track Rollers and Carrier Rollers				
4250 kg (9,370 lb) Counterweight + 4.25 m (13'11") Undercarriage Base Machine (non-ROPS)				
Reach Boom + R2.9B1 (9'6") Stick + 1.19 m ³ (1.56 yd ³) GD Bucket + HP tool control lines	21 600 (47,600)	47.4 (6.9)	22 100 (48,700)	36.8 (5.3)
4250 kg (9,370 lb) Counterweight + 4.25 m (13'11") Undercarriage Base Machine (ROPS)				
Reach Boom + R2.9B1 (9'6") Stick + 1.19 m ³ (1.56 yd ³) GD Bucket + HP tool control lines	21 700 (47,800)	47.6 (6.9)	22 200 (48,900)	37.0 (5.4)

All operating weights include a 90% fuel tank with 75 kg (165 lb) operator.

323 GX Hydraulic Excavator Specifications

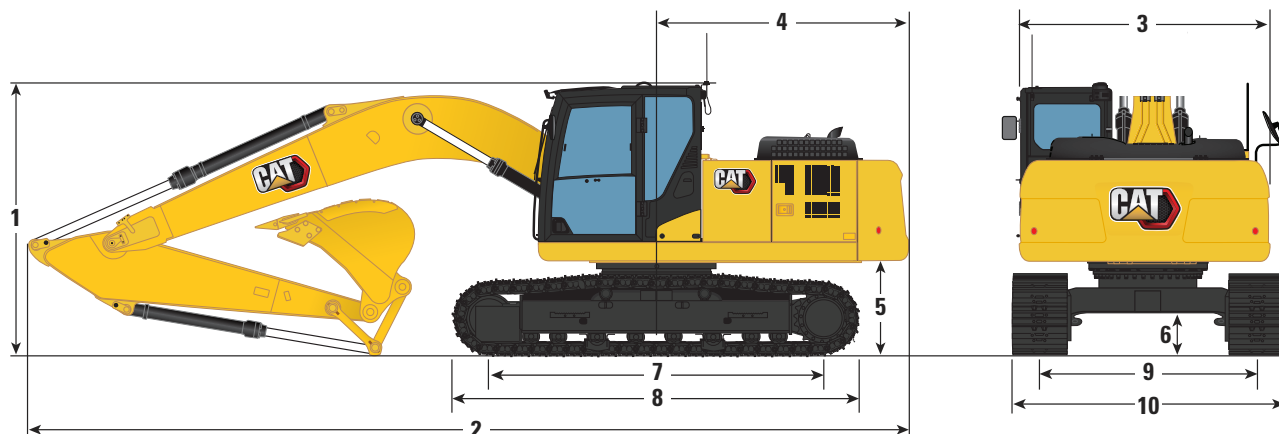
Major Component Weights

	kg	lb
Base Machine without ROPS (with 4250 kg [9,370 lb] counterweight, upper frame, 4.25 m [13'11"] undercarriage with rollers and two boom cylinders – does not include boom, stick, bucket, stick cylinder, bucket cylinder, tracks, 90% fuel tank and 75 kg [165 lb] operator).	14 700	32,410
Base Machine with ROPS (with 4250 kg [9,370 lb] counterweight, upper frame, 4.25 m [13'11"] undercarriage with rollers and two boom cylinders – does not include boom, stick, bucket, stick cylinder, bucket cylinder, tracks, 90% fuel tank and 75 kg [165 lb] operator).	14 850	32,700
Track Shoes:		
600 mm (24") Width, 10 mm (0.39") Thick Triple Grouser Track Shoes	2700	5,960
790 mm (31") Width, 10 mm (0.39") Thick Triple Grouser Track Shoes with Step Extension	3210	7,100
Two Boom Cylinders	360	800
Weight of 90% Fuel Tank and 75 kg (165 lb) Operator	380	840
Counterweight:		
4250 kg (9,370 lb) Counterweight	4250	9,370
Booms (including lines, pins, stick cylinder):		
Reach Boom 5.7 m (18'8")	1690	3,720
High Pressure (HP) Tool Control Lines for Reach Boom 5.7 m (18'8")	80	180
Sticks (including lines, pins, bucket cylinder, bucket linkage):		
Reach Stick R2.9B1 (9'6")	1060	2,340
HP Tool Control Lines for Reach Stick R2.9B1 (9'6")	50	110
Bucket (without linkage, with tips and side cutters):		
1.19 m ³ (1.56 yd ³) GD with Advansys™ Tips	890	1,970

323 GX Hydraulic Excavator Specifications

Dimensions

All dimensions are approximate and may vary depending on bucket selection.



Boom Option

Reach Boom
5.7 m (18'8")

Stick Option

Reach Stick
R2.9B1 (9'6")

1 Machine Height:

Top of Cab Height (non-ROPS)	2960 mm	9'9"
Top of Cab Height (ROPS)	2980 mm	9'10"
Top of OPG Height (non-ROPS)	3100 mm	10'2"
Top of OPG Height (ROPS)	3120 mm	10'3"
Handrail Height	3030 mm	9'11"
With Boom/Stick/Bucket Installed	3130 mm	10'3"
With Boom/Stick Installed	3060 mm	10'0"
With Boom Installed	2960 mm	9'9"

2 Machine Length:

With Boom/Stick/Bucket Installed	9520 mm	31'3"
With Boom/Stick Installed	9510 mm	31'2"
With Boom Installed	8500 mm	27'11"

3 Upperframe Width

2740 mm 9'0"

4 Tail Swing Radius

2830 mm 9'3"

5 Counterweight Clearance

1050 mm 3'5"

6 Ground Clearance

470 mm 1'6"

7 Track Length - Length to Center of Rollers

3450 mm 11'4"

8 Track Length - Crawler Overall Length

4250 mm 13'11"

9 Track Gauge

2380 mm 7'10"

10 Undercarriage Width:

600 mm (24") Shoes	2980 mm	9'9"
790 mm (31") Shoes	3170 mm	10'5"

Bucket Type

GD

Bucket Capacity

1.19 m³ 1.56 yd³

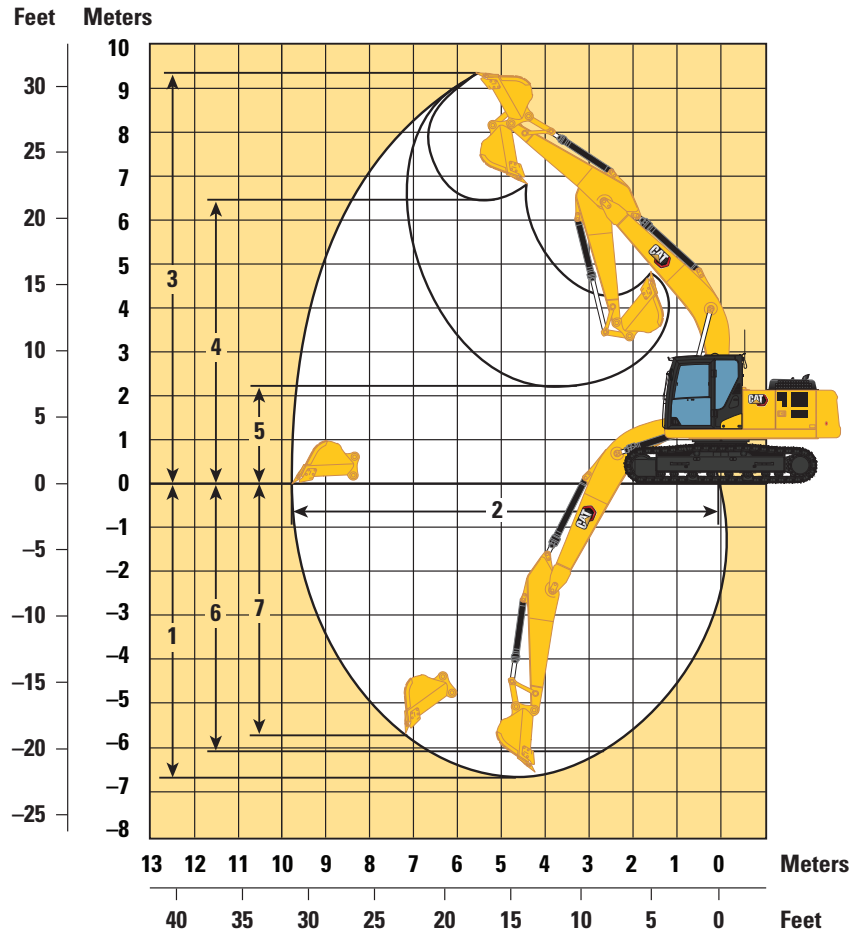
Bucket Tip Radius

1572 mm 5'2"

323 GX Hydraulic Excavator Specifications

Working Ranges

All dimensions are approximate and may vary depending on bucket selection.



Boom Option

Reach Boom
5.7 m (18'8")

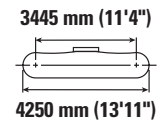
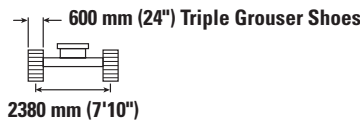
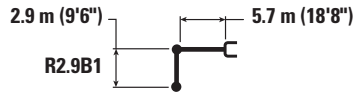
Stick Option

Reach Stick
R2.9B1 (9'6")

1 Maximum Digging Depth	6710 mm	22'0"
2 Maximum Reach at Ground Line	9860 mm	32'4"
3 Maximum Cutting Height	9470 mm	31'1"
4 Maximum Loading Height	6500 mm	21'4"
5 Minimum Loading Height	2180 mm	7'2"
6 Maximum Depth Cut for 2440 mm (8'0") Level Bottom	6020 mm	19'9"
7 Maximum Vertical Wall Digging Depth	5740 mm	18'10"
Minimum Working Equipment Radius	3650 mm	12'0"
Bucket Digging Force (ISO)	140 kN	31,428 lbf
Stick Digging Force (ISO)	107 kN	23,942 lbf
Bucket Type	GD	
Bucket Capacity	1.19 m ³	1.56 yd ³
Bucket Tip Radius	1572 mm	5'2"

323 GX Hydraulic Excavator Specifications

Reach Boom Lift Capacities – Counterweight: 4250 kg (9,370 lb) – without Bucket



		1500 mm/5'0"		3000 mm/10'0"		4500 mm/15'0"		6000 mm/20'0"		7500 mm/25'0"		mm ft/in		
7500 mm 25'0"	kg lb							*4550 *4550				*3900 *8,650	*3900 *8,650	6160 19'9"
6000 mm 20'0"	kg lb							*4950 *10,800	*4950 *10,800			*3600 *7,950	*3600 *7,950	7290 23'9"
4500 mm 15'0"	kg lb							*5450 *11,800	5250 11,250	*5100 *11,150	3700 7,900	*3550 *7,750	3350 7,350	7990 26'1"
3000 mm 10'0"	kg lb					*7950 *17,100	7600 16,400	*6250 *13,500	5000 10,750	5150 11,100	3600 7,750	*3600 *7,950	3050 6,700	8350 27'5"
1500 mm 5'0"	kg lb					*9600 *20,700	7150 15,350	7000 15,100	4750 10,250	5050 10,850	3500 7,500	*3850 *8,450	2950 6,450	8440 27'8"
0 mm 0'0"	kg lb			*6250 *14,300	*6250 *14,300	*10 500 *22,750	6850 14,750	6850 14,700	4600 9,900	4950 10,650	3400 7,300	*4250 *9,350	3000 6,550	8250 27'1"
-1500 mm -5'0"	kg lb	*6650 *14,900	*6650 *14,900	*10 800 *24,450	*10 800 *24,450	10 550 22,650	6800 14,550	6750 14,500	4550 9,750	4950 10,600	3400 7,250	4700 10,350	3250 7,100	7770 25'6"
-3000 mm -10'0"	kg lb	*11 450 *25,650	*11 450 *25,650	*14 050 *30,450	13 200 28,300	*9950 *21,450	6850 14,700	6800 14,600	4550 9,850			5550 12,300	3800 8,400	6940 22'8"
-4500 mm -15'0"	kg lb			*11 200 *23,950	*11 200 *23,950	*8050 *17,100	7050 15,150					*6100 *13,350	5250 11,750	5580 18'0"



ISO 10567:2007



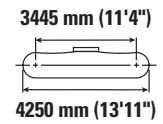
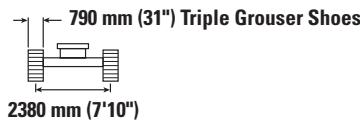
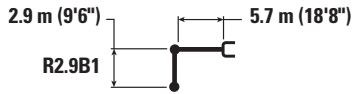
*Indicates that the load is limited by hydraulic lifting capacity rather than tipping load. The above loads are in compliance with hydraulic excavator lift capacity standard ISO 10567:2007. They do not exceed 87% of hydraulic lifting capacity or 75% of tipping load. Weight of all lifting accessories must be deducted from the above lifting capacities. Lifting capacities are based on the machine standing on a firm, uniform supporting surface. The use of a work tool attachment point to handle/lift objects, could affect the machine lift performance.

Lift capacity stays with ±5% for all available track shoes.

Always refer to the appropriate Operation and Maintenance Manual for specific product information.

323 GX Hydraulic Excavator Specifications

Reach Boom Lift Capacities – Counterweight: 4250 kg (9,370 lb) – without Bucket



		1500 mm/5'0"		3000 mm/10'0"		4500 mm/15'0"		6000 mm/20'0"		7500 mm/25'0"		mm ft/in		
7500 mm 25'0"	kg lb							*4550	*4550			*3900 *8,650	*3900 *8,650	6160 19'9"
6000 mm 20'0"	kg lb							*4950 *10,800	*4950 *10,800			*3600 *7,950	*3600 *7,950	7290 23'9"
4500 mm 15'0"	kg lb							*5400 *11,800	5350 11,500	*5100 *11,500	3800 8,100	*3550 *7,750	3400 7,500	7990 26'1"
3000 mm 10'0"	kg lb				*7950 *17,100	7750 16,750	*6250 *13,500	5100 11,000	5300 11,350	3700 7,900	*3600 *7,950	*3100 *6,850	3100 6,850	8350 27'5"
1500 mm 5'0"	kg lb				*9600 *20,700	7300 15,700	*7050 *15,300	4900 10,500	5100 11,100	3500 7,650	*3850 *8,450	3000 6,600	3000 6,600	8440 27'8"
0 mm 0'0"	kg lb			*6250 *14,300	*6250 *14,300	*10 500 *22,750	7000 15,100	7000 15,050	4700 10,150	5100 10,900	3500 7,500	*4250 *9,350	3050 6,700	8250 27'1"
-1500 mm -5'0"	kg lb	*6650 *14,900	*6650 *14,900	*10 800 *24,450	*10 800 *24,450	*10 600 *23,000	6950 14,900	6900 14,850	4650 10,000	5050 10,850	3450 7,450	4800 10,600	3300 7,300	7770 25'6"
-3000 mm -10'0"	kg lb	*11 450 *25,650	*11 450 *25,650	*14 050 *30,450	13 500 28,900	*9950 *21,450	7000 15,050	6950 14,950	4650 10,050			5700 12,600	3900 8,600	6940 22'8"
-4500 mm -15'0"	kg lb			*11 200 *23,950	*11 200 *23,950	*8050 *17,100	7200 15,500					*6100 *13,350	5350 12,050	5580 18'0"



ISO 10567:2007



*Indicates that the load is limited by hydraulic lifting capacity rather than tipping load. The above loads are in compliance with hydraulic excavator lift capacity standard ISO 10567:2007. They do not exceed 87% of hydraulic lifting capacity or 75% of tipping load. Weight of all lifting accessories must be deducted from the above lifting capacities. Lifting capacities are based on the machine standing on a firm, uniform supporting surface. The use of a work tool attachment point to handle/lift objects, could affect the machine lift performance.

Lift capacity stays with ±5% for all available track shoes.

Always refer to the appropriate Operation and Maintenance Manual for specific product information.

323 GX Hydraulic Excavator Specifications

Bucket Specifications and Compatibility

	Linkage	Counterweight						4250 kg (9,370 lb)	
		Width		Capacity		Weight		Reach Boom	
		mm	in	m ³	yd ³	kg	lb	%	
Pin-On (No Quick Coupler)									
General Duty	B	1200	48	1.19	1.56	893	1,969	100	⊙
Maximum load with pin-on (payload + bucket)								kg	3085
								lb	6,801

The above loads are in compliance with hydraulic excavator standard EN474-5:2006+A3:2013, they do not exceed 87% of hydraulic lifting capacity or 75% of tipping capacity with front linkage fully extended at ground line with bucket curled.

Capacity based on ISO 7451:2007.

Bucket weight with General Duty tips.

Maximum Material Density:

⊙ 1800 kg/m³ (3,000 lb/yd³)

Caterpillar recommends using appropriate work tools to maximize the value customers receive from our products. Use of work tools, including buckets, which are outside of Caterpillar's recommendations or specifications for weight, dimensions, flows, pressures, etc. may result in less-than-optimal performance, including but not limited to reductions in production, stability, reliability, and component durability. Improper use of a work tool resulting in sweeping, prying, twisting and/or catching of heavy loads will reduce the life of the boom and stick.

323 GX Hydraulic Excavator Specifications

Attachments Offering Guide

Not all Attachments are available in all regions. Consult your Cat dealer for configurations available in your region.

Match

† Allowed usage on machine less than 50%

PIN-ON ATTACHMENTS

Counterweight		4250 kg (9,370 lb)
Boom Type		Reach Boom
Stick Length		R2.9 m (9'6")
Hydraulic Hammers	H120 GC	✓
	H120 GC S	✓
	H120 S	✓
	H130 S	✓†
Compactors (Vibratory Plate)	CVP110	✓

CW-40S DEDICATED COUPLER ATTACHMENTS

Counterweight		4250 kg (9,370 lb)
Boom Type		Reach Boom
Stick Length		R2.9 m (9'6")
Hydraulic Hammers	H120 GC S	✓†
	H120 S	✓†
	H130 S	✓†
Compactors (Vibratory Plate)	CVP110	✓

CW-40 DEDICATED COUPLER ATTACHMENTS

Counterweight		4250 kg (9,370 lb)
Boom Type		Reach Boom
Stick Length		R2.9 m (9'6")
Hydraulic Hammers	H120 GC	✓†
	H120 GC S	✓†
	H120 S	✓†
	H130 GC S	✓†
	H130 S	✓†
Compactors (Vibratory Plate)	CVP110	✓

323 GX Standard and Optional Equipment

Standard and Optional Equipment

Standard and optional equipment may vary. Consult your Cat dealer for details.

	Standard	Optional		Standard	Optional
BOOMS, STICKS AND LINKAGES			ELECTRICAL SYSTEM		
5.7 m (18'8") Reach boom	✓		Two 950 CCA maintenance-free batteries	✓	
2.9 m (9'6") Reach stick	✓		Electrical disconnect switch	✓	
Bucket linkage with lifting eye, B1 type ⁽¹⁾	✓		LED chassis and cab lights	✓	
Bucket linkage without lifting eye, B1 type ⁽²⁾	✓		LED right-side boom light		✓
CAB			ENGINE		
Sound suppressed cab with viscous mounts	✓		Cat® C4.4 double turbo diesel engine	✓	
High-resolution 203 mm (8") LCD touchscreen monitor	✓		Two selectable modes: Power, Smart	✓	
Mechanical-suspension seat with head rest and arm rest	✓		Up to 4500 m (14,764 ft) altitude capability with derate from 3000 m (9,842 ft)	✓	
51 mm (2") orange seat belt	✓		52° C (125° F) high-ambient cooling capacity	✓	
Auto bi-level air conditioner	✓		-25° C (-13° F) cold start capability	✓	
Keyless push-to-start engine control	✓		Electric fuel priming pump	✓	
Fixed left-side console	✓		Direct drive fan	✓	
1-button joysticks	✓		Two-stage fuel filtration system with water separator and indicator	✓	
3-button joysticks		✓	Sealed double element air filter with pre-cleaner	✓	
Bluetooth radio® with USB/Auxiliary ports	✓		HYDRAULIC SYSTEM		
Bluetooth integrated radio with USB/Aux ports**	✓		Electronic main control valve, hammer ready	✓	
Speakers (mounted rear of cab)	✓		Back-to-back electronic pump	✓	
24V DC outlet	✓		Boom and stick regeneration circuits	✓	
Storage compartments	✓		Automatic hydraulic oil warm up	✓	
Cup holder	✓		Automatic two-speed travel	✓	
70/30 tempered glass windshield	✓		Hammer lines		✓
Rear window emergency exit	✓		Hammer return filter		✓
Radial wiper with washer	✓		High performance hydraulic return filter	✓	
Openable steel hatch	✓				
LED dome light	✓				
Washable floor mat	✓				
CAT TECHNOLOGY					
VisionLink®	✓*				
VisionLink Productivity		✓			
Capability to Remote Flash Cat Product Link™ (telematics only)	✓				

(continued on next page)

*Connect subscription only. Additional subscriptions are available. Contact your Cat dealer for availability.

**Gulf states only

⁽¹⁾All regions except Kingdom of Saudi Arabia

⁽²⁾Kingdom of Saudi Arabia only

323 GX Standard and Optional Equipment

Standard and Optional Equipment *(continued)*

Standard and optional equipment may vary. Consult your Cat dealer for details.

	Standard	Optional		Standard	Optional
SAFETY AND SECURITY			SERVICE AND MAINTENANCE		
Anti-skid plating with countersunk bolts	✓		Grouped engine oil and fuel filters	✓	
OPG with matching lights		✓	Scheduled Oil Sampling (S·O·S SM) ports	✓	
Right-side handrail on fuel/hydraulic tank	✓		Radiator screen		✓
Lockable external tool/storage box	✓		UNDERCARRIAGE AND STRUCTURES		
Ground-level secondary engine shutoff switch	✓		600 mm (24") triple grouser track shoes	✓	
Signaling/warning horn	✓		790 mm (31") triple grouser track shoes		✓
Swing alarm		✓	Grease lubricated track link	✓	
Hydraulic lockout lever	✓		Center track guiding guard	✓	
ROPS ⁽³⁾		✓	Bottom guards	✓	
Rear and right-side-view cameras ⁽⁴⁾		✓	Travel motor guards	✓	
Rearview camera		✓	OPG guard		✓
Right-side edge mirror ⁽³⁾		✓	4250 kg (9,370 lb) counterweight	✓	
Travel alarm		✓	Tie-down points	✓	
Lockable disconnect switch	✓				

⁽³⁾Mandatory in Kingdom of Saudi Arabia; Optional in other regions.

⁽⁴⁾Mandatory for Kingdom of Saudi Arabia; Not available in other regions

Dealer Installed Kits and Attachments

Attachments may vary. Consult your Cat dealer for details.

GUARDS

- 6 mm (0.24") standard swivel guard
- Mesh guard full front (not compatible with cab light cover, rain protector)
- Mesh guard lower half front

SERVICE PART

- Hammer floor pedal kit
- Grease gun holder

323 GX Environmental Declaration

The following information applies to the machine at the time of final manufacture as configured for sale in the regions covered in this document. The content of this declaration is valid as of the date issued; however, content related to machine features and specifications are subject to change without notice. For additional information, please see the machine's Operation and Maintenance Manual.

For more information on sustainability in action and our progress, please visit <https://www.caterpillar.com/en/company/sustainability>.

Engine

- The Cat C4.4 engine emits equivalent to U.S. EPA Tier 3 and EU Stage IIIA.
- Cat engines are compatible with diesel fuel blended with the following lower-carbon intensity fuels** up to:
 - ✓ 100% biodiesel FAME (fatty acid methyl ester)*
 - ✓ 100% renewable diesel, HVO (hydrotreated vegetable oil) and GTL (gas-to-liquid) fuels

Refer to guidelines for successful application. Please consult your Cat dealer or "Caterpillar Machine Fluids Recommendations" (SEBU6250) for details.

**For use of blends higher than 20% biodiesel, consult your Cat dealer.*

***Tailpipe greenhouse gas emissions from lower-carbon intensity fuels are essentially the same as traditional fuels.*

Air Conditioning System

- The air conditioning system on this machine contains the fluorinated greenhouse gas refrigerant R134a (Global Warming Potential = 1430). The system contains 0.85 kg (1.9 lb) of refrigerant which has a CO₂ equivalent of 1.216 metric tonnes (1.340 tons).

Paint

- Based on best available knowledge, the maximum allowable concentration, measured in parts per million (PPM), of the following heavy metals in paint are:
 - Barium < 0.01%
 - Cadmium < 0.01%
 - Chromium < 0.01%
 - Lead < 0.01%

Sound Performance

Non-ROPS

GB 16710:2010 (external) – 105 dB(A)

GB 16710:2010 (inside cab) – 80 dB(A)

ROPS

ISO 6395:2008 (external) – 103 dB(A)

ISO 6396:2008 (inside cab) – 70 dB(A)

- Hearing protection may be needed when operating with an open operator station and cab (when not properly maintained or doors/windows open) for extended periods or in a noisy environment.

Oils and Fluids

- Caterpillar factory fills with ethylene glycol coolants. Cat Diesel Engine Antifreeze/Coolant (DEAC) and Cat Extended Life Coolant (ELC) can be recycled. Consult your Cat dealer for more information.
- Cat Bio HYDO™ Advanced is an EU Ecolabel approved biodegradable hydraulic oil.
- Additional fluids are likely to be present, please consult the Operations and Maintenance Manual or the Application and Installation guide for complete fluid recommendations and maintenance intervals.

Features and Technology

- The following features and technology may contribute to fuel savings and/or carbon reduction. Features may vary. Consult your Cat dealer for details.
 - Smart mode matches machine power to digging requirements automatically
 - Automatic Engine Control reduces engine speed when the machine is not under load to minimize fuel consumption
 - Cut maintenance costs up to 20% with enhanced filters and extended service intervals
 - The latest hydraulic oil filter provides longer life with a 3,000-hour replacement interval – 50% longer than previous filter designs

For more complete information on Cat products, dealer services, and industry solutions, visit us on the web at www.cat.com

© 2024 Caterpillar
All rights reserved

Materials and specifications are subject to change without notice. Featured machines in photos may include additional equipment. See your Cat dealer for available options.

CAT, CATERPILLAR, LET'S DO THE WORK, their respective logos, "Caterpillar Corporate Yellow," the "Power Edge" and Cat "Modern Hex" trade dress as well as corporate and product identity used herein, are trademarks of Caterpillar and may not be used without permission. VisionLink is a trademark of Caterpillar Inc., registered in the United States and in other countries.

AEXQ3544-02 (02-2024)
Replaces AEXQ3544-01
Build Number: 05E
(Afr-ME, Eurasia)

