



966H/972H WHEEL LOADER PARTS REFERENCE GUIDE

LET'S DO THE WORK.™




PROTECT YOUR INVESTMENT WITH GENUINE CAT® PARTS

Thank you for selecting the Cat® 966H/972H wheel loader.

This guide is designed to provide you with a quick reference for the parts and part numbers you need to keep your Cat 966H/972H wheel loader running at peak efficiency.




MAINTENANCE

Proactive preventative maintenance extends the life of your machine and protects your investment. Only Caterpillar knows Cat equipment’s filtration and lubrication requirements and offers parts kits to match your machine’s maintenance cycles.

SCHEDULED MAINTENANCE PARTS	
	GREASES
	PLANNED MAINTENANCE KITS

REPLACEMENT PARTS

Proper maintenance minimizes the need for repair and replacement. In the event that replacement parts are required, the use of genuine Cat parts helps maximize machine performance and maintains high resale value.

WEAR PARTS	
	COMMON GROUND ENGAGING TOOLS
COMMON REPAIR PARTS	
	CAB RELATED
	MIRRORS AND LIGHTS
	OTHER MISCELLANEOUS
OCCASIONAL REPAIR PARTS	
	ENGINE AND ENGINE RELATED COMPONENTS
	MAJOR COMPONENTS

GREASES 966H /972H

Previous Cat Product Name	STANDARD MAINTENANCE GREASES			GREASES FOR UNIQUE APPLICATIONS AND ENVIRONMENTS		
	Cat Ultra5 Moly #1	Cat Ultra5 Moly #2	Cat Advanced 3 Moly	Cat Arctic Platinum	Cat Desert Gold	Cat Multipurpose
Current Cat Product Name	Cat Extreme Application Grease 1	Cat Extreme Application Grease 2	Cat Prime Application Grease	Cat Extreme Application Grease - Arctic	Cat Extreme Application Grease - Desert	Cat Utility Grease
Grade (NLGI)	1	2	2	0	2	2
Melting point (deg C)	>260	>260	260	230	280	260
Ambient Temperature (deg C)	-35 to +40	-30 to +50	-20 to +40	-35 to +40	-30 to +50	-30 to +40
Base Oil Type	Mineral	Mineral	Mineral	Semi-Synthetic	Mineral	Mineral
Color	Dark Gray	Dark Gray	Dark Gray	Dark Grey	Dark Grey	Blue
Cartridge (390 g / 14 oz)	452-5996	452-6001	452-6006	508-2184	452-6016	452-6011
Plastic Pail (5 kg / 11 lb)	-	-	-	-	-	-
Plastic Pail (16 kg / 35 lb)	452-5999	452-6004	452-6009	508-2187	452-6019	452-6014
Keg (55 kg / 120 lb)	452-5998	452-6003	452-6008	508-2186	452-6018	452-6013
Drum (180 kg / 400 lb)	452-5997	452-6002	452-6007	508-2185	452-6017	452-6012



PLANNED MAINTENANCE KITS

WHEEL LOADER		INITIAL 250 HOURS	A					B	
		Transmission oil filter	Engine Oil/Filter Change		Primary Fuel Filter	Secondary Fuel Filter	Transmission Oil Filter	Hydraulic System	Transmission Oil
Sales Model	Serial Number	Filter Element	Filter Element	Oil Qty (L) DEO-ULS™	Water Separator	Filter Element	Filter Element	Filter Element	Oil Qty TDTO (L)
966H	A6D,A6G,RYF,TAL	328-3655	1R-1808	35 L (9.25 US Gal)	326-1644	1R-0762	328-3655	225-4118	44 L (11.6 US Gal)
966H	BS6,BJ6							465-6506	
972H	A7D,A7G,LCC,GTA							225-4118	
972H	NPE,WXZ							465-6506	
Additional Note		–	A 500 service hour engine oil change interval is available, provided that operating conditions and recommended multigrade oil types are met. When these requirements are not met, shorten the oil change interval to 250 service hours, or use an SOS oil sampling and analysis program to determine an acceptable oil change interval.		Filter Seal: 220-8678	–	–	–	–

WHEEL LOADER		C					D	
		Hydraulic Oil	Magnetic Screen Filter Cover Seal	Front Differential Oil Change	Rear Differential Oil Change	Replace Air Conditioning	Hydraulic Tank	Inspection/Lubrication
Sales Model	Serial Number	Oil Qty (L) HYDO Advanced 10	Seal	Oil Qty (L) TDTO	Oil Qty (L) TDTO	A/C Receiver/Dryer	Valve Breather	Inspection/Lubrication
966H	A6D,A6G,RYF,TAL	198L (53.6 US Gal)	8H-7521	64L (16.9 US Gal)	64L (16.9 US Gal)	257-3226	258-2829	Lubricate steering column spline
966H	BS6,BJ6							
972H	A7D,A7G,LCC,GTA							
972H	NPE,WXZ							
Additional Note		203L (47 US Gal) with 3 valve hydraulic system.	–	1U-9891 Noise Reduction Additive	1U-9891 Noise Reduction Additive	–	–	–

WHEEL LOADER		E			F	
		Replace Seat Belt	Replace Cat ELC Extender	Replace Thermostat/Water Temp Regulator		Engine Cooling System Extender Life
Sales Model	Serial Number	Or Every 3 Year	1.5 Containers	Regulator	Seal	Coolant Qty (L) Cat ELC
966H	A6D,A6G,RYF,TAL	236-7019	119-5152	248-5513	224-6361 & 227-5075	Cat ELC
966H	BS6,BJ6	545-9382				
972H	A7D,A7G,LCC,GTA	236-7019				
972H	NPE,WXZ	545-9382				
Additional Note		–	–	Replace All		39L (10.3 US Gal)

WHEEL LOADER		WHEN REQUIRED				
		Replace Engine Air Filter		Replace Cab Air	Replace Battery	Replace Ether Starting Aid Cylinder
Sales Model	Serial Number	Primary	Secondary	Filter	Qty 2	
966H	A6D,A6G,RYF,TAL	245-3818	245-3819	(2) 7X-6041	153-5710	7N-0296
966H	BS6,BJ6					
972H	A7D,A7G,LCC,GTA					
972H	NPE,WXZ					
Additional Note		–	–	–	–	–

PARTS MAINTENANCE KITS						
500	A					
1000	A	B				
1500	A					
2000	A	B	C			
2500	A					
3000	A	B		D		
3500	A					
4000	A	B	C			
4500	A					
5000	A	B				
5500	A					
6000	A	B	C	D	E	
6500	A					
7000	A	B				
7500	A					
8000	A	B	C			
8500	A					
9000	A	B		D		
9500	A					
10000	A	B	C			
10500	A					
11000	A	B				
115000	A					
12000	A	B	C	D	E	F

CAT ADVANSYS™ TIP & ADAPTER SYSTEM

BUILT TO DELIVER MAXIMUM PRODUCTIVITY AND THE LOWEST BUCKET LIFE CYCLE COST IN THE TOUGHEST APPLICATIONS.

Cat Advansys™ is built for machine productivity, balancing tip wear material and penetration requirements. Integrated hammerless retention ensures you are back to work in minutes without a separate retainer.

PERFORMANCE & PRODUCTIVITY

Heavy abrasion and heavy penetration designs have more usable wear material while maintaining profile during the full life of the tip.

EXTEND BUCKET LIFE CYCLE

Adapter design directs material flow over adapter strap, which can extend adapter service life and bucket life cycle.

ENHANCE JOB SITE SAFETY

Hammerless system. A 3/4 inch retainer lock requires no special tools for installation and removal.



BALANCED EDGE SYSTEMS FOR EVERY APPLICATION.

Finding the best solution for your bucket and application is easy with Cat's broad portfolio of edge options. Increase your machine's productivity by reducing operating costs and maintenance interval costs.

We have G.E.T. for your bucket, no matter the application or environment. Maximum wear life and breakage resistance is possible with our steel alloy that can endure 2 times the heat and pressure of traditional cutting edge steel products. Consult your local Cat dealer to help determine the best cutting edge system for your application to give you the lowest cost per hour.

Cat offers a range of work tools including loading and specialty buckets to fit the 966H/972H wheel loader. These tools configure the machine to fit a wide range of applications, giving customers the efficiency and performance they demand. Contact your local Cat sales representative or refer to Parts.Cat.com for additional information.

COMMON GROUND ENGAGING TOOLS 966H/972H

CAT ADVANSYS™

Cutting Edge	119.4" (3032mm)		125.7" (3193mm)	
Full Cutting Edge - Bolt-On				
30mm Bolt-On Cutting Edge				
End	(2) 3G-6395	(2) 3G-6395		
Cutting Edge	(2) 1U-0593	(2) 100-6668		
Plow Bolt	(10) 5P-8823	(12) 5P-8823		
Nut	(10) 3K-9770	(12) 3K-9770		
35mm Bolt-On Cutting Edge Heavy Duty				
Heavy Duty End	–	(2) 167-4030		
Heavy Duty Center	–	(2) 140-6823		
Plow Bolt	–	(12) 5P-8823		
Nut	–	(12) 3K-9770		
Other GET				
Top Mounted Base Edge Ware Plate				
Level Cut End Bit	–	(2) 3G-4285		
Cutting Edge	–	4T-3017		
Plow Bolt	–	(23) 4F-7827		
Nut	–	(23) 2J-3506		
Corner Guard				
Corner Guard Right	253-0064	253-0064		
Corner Guard Left	253-0065	253-0065		
Plow Bolt	(4) 6V-6535	(4) 6V-6535		
Nut	(4) 3K-9770	(4) 3K-9770		
Segments for Use Between Tips				
30mm Bolt-On Segments				
Edge Segment Outer	(2) 308-3054	(2) 308-4322		
Edge Segment Inner	(5) 4T-6699	(5) 100-6666		
Plow Bolt	(14) 5P-8823	(14) 5P-8823		
Nut	(14) 3K-9770	(14) 2J-3506		
35mm Bolt-On Segments				
Corner Guard Right	–	(2) 140-6870		
Corner Guard Left	–	(5) 310-4067		
Plow Bolt	–	(14) 5P-8823		
Nut	–	(14) 3K-9770		
30mm Bolt-On Half Arrow Segments				
Bolt-on Half Arrow	(7) 313-5548	(7) 313-5550		
Plow Bolt	(14) 5P-8823	(14) 5P-8823		
Nut	(14) 3K-9770	(14) 3K-9770		

Adapters	
Center 2 Strap	505-4040
RH 2 Strap	505-4041
LH 2 Strap	505-4042
Flushmount	505-4043
Center Bolt-on	505-4044
RH Bolt-on	505-4045
LH Bolt-on	505-4046
Center Bolt-on	505-4047

Tips	
Heavy Abrasion	505-3911
Heavy Penetration	505-3990
Heavy Duty	505-3996
General Purpose	505-3994
Heavy Duty Long Life (ARM)	505-3993
Leveling Edge Conversion	505-3995



These are common base edge widths, however there may be similar base edges that the parts listed do not fit (contact your dealer)
This is a limited list of GET, other styles and configurations are available (contact your dealer or visit: <https://expert.cat.com/> (CWS required))

CAB RELATED 966H/972H

Description	Prefix	Standard	Reman
Glass-Left Side Rear	All	165-4795	
Glass-Right Side Rear	All	165-4795	
Glass-Front	All	232-1345	
Glass-Front RH	All	232-1344	
Glass-Front LH	All	232-1344	
Glass-Rear	A6D, A6G, RYF, TAL & A7D, A7G, LCC, GTA	165-4799	
	BS6, BJ6 & NPE, WXZ	398-4008	
Glass-Cab Door LH			
Glass-Window Gp -LH Sliding	All	352-4902	
Glass-Window Gp -LH Fixed	All	185-7525	
Glass-Cab Door RH			
Glass-Window Gp-RH Glass-Fixed	All	384-6527	
Glass-Window Gp-RH Glass-Sliding	All	384-6530	
Wiper Blade Assembly Front	All	6V-7419	
Wiper Blade Assembly Rear	All	134-1935	
Seat Belt	A6D, A6G, RYF, TAL & A7D, A7G, LCC, GTA	236-7019	
	BS6, BJ6 & NPE, WXZ	206-1749	
Radio Gp- Assembly	All	9U-2332	

ENGINE AND ENGINE RELATED COMPONENTS

Item	Prefix	Standard	Reman
Water Pump	All	352-0206	10R-2129
Pump-Fuel Priming	All	217-7455	
Pump-Engine Oil	All	233-5220	10R-2296
Pump-fuel Transfer	All	384-8611	20R-1524
Turbocharger	All	247-2957	10R-3596
Starter-Motor	All	363-9839	10R-8909
Pump-Injector	All	249-0712	10R-3147
Engine AR-Complete	BS6, BJ6 & NPE, WXZ	394-6485	10R-9210
	A6D, A6G, RYF, TAL & A7D, A7G, LCC, GTA	20R-1793	
Alternator-Charging	A6D, A6G, RYF, TAL & A7D, A7G, LCC, GTA	561-3000	10R-9096
	BS6, BJ6 & NPE, WXZ	344-5081	20R-0958
Compressor-Refrigerant	All	464-9988	

MAJOR COMPONENTS

Item	Prefix	Standard	Reman
Pump-Gp Piston Steering	All	241-9157	10R-7732
Pump-Gp Piston Implement	All	292-8768	10R-7402
Pump Gp Piston Brake & Hydraulic Fan	All	254-5147	10R-7698
Motor-Fan	All	161-8919	0R-1075
Pump-Motor Gp Secondary Steering	All	275-8544	
Engine Mounted Powertrain Pump	All	241-8686	20R-6493
Transmission AR	All	266-9251	

CYLINDERS & KITS

Item	Pre-fix	Standard	Reman	Cylinder Seal Kit
Cylinder Gp-Tilt	All	356-2219		457-6093
Cylinder Gp-Tilt-High Lift	All	358-5189		313-3829
Cylinder Gp-Steering	All	369-4182	20R-8727	326-0502
Cylinder Gp-Lift-RH	All	242-4274	20R-8711	295-9888
Cylinder Gp-Lift-LH	All	242-4275	20R-8708	295-9888

MIRRORS AND LIGHTS

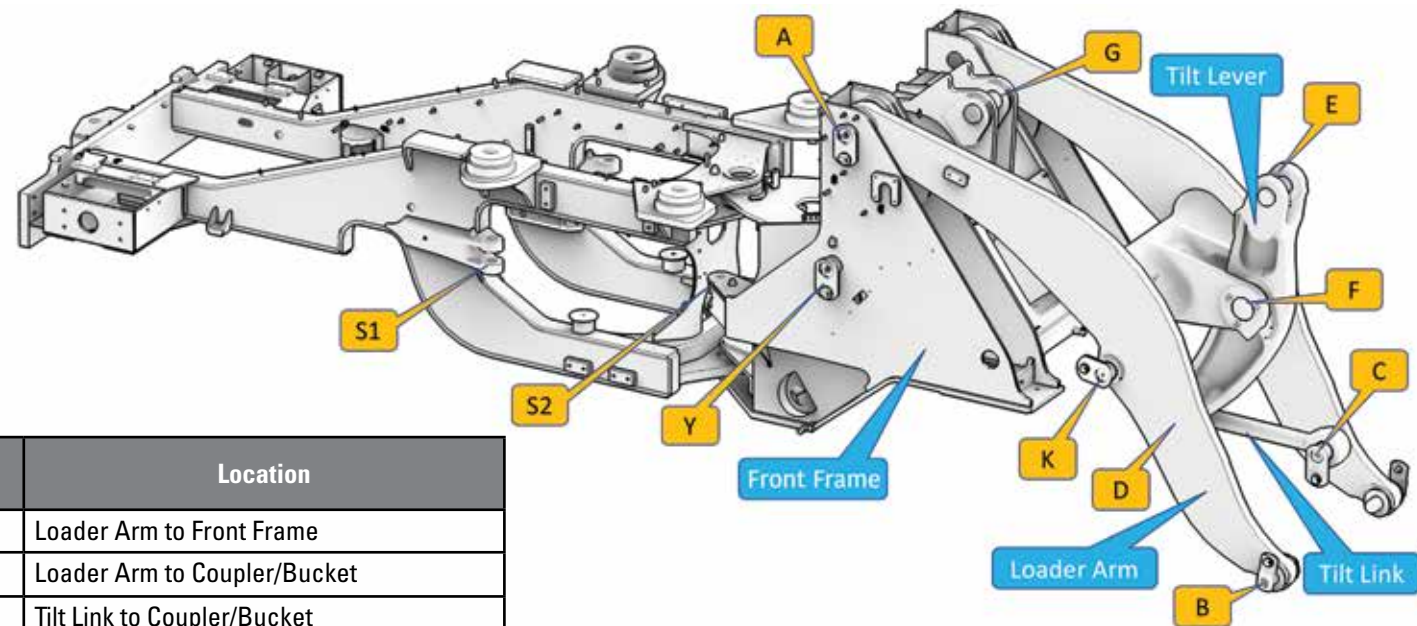
Description	Prefix	Standard	Reman
Mirror			
Mirror Gp -Rear- Exterior Heated	All	221-9264	
Mirror Gp -Rear- Exterior	BS6, BJ6 & NPE, WXZ	185-3874	
Mirror Gp -Rear- Exterior	A6D, A6G, RYF, TAL & A7D, A7G, LCC, GTA	5P-6879	
Lights			
Lamp-Flood Cab Rear (HID)		332-9402	20R-7306
Lamp-Flood Cab Front (HID)		347-9427	20R-7307
Lamp-Flood Cab Rear (Halogen)		219-6487	
Lamp-Flood Cab Front (Halogen)		219-6485	
Lamp-Gp Dome		375-1478	
Lamp-Gp Stop & Trail	All	415-1086	
Lamp-Flood RH	All	219-6485	
Lamp-Flood LH	All	219-6485	
Lamp Gp- Head & Signal RH	All	344-3455	
Lamp Gp- Head & Signal LH	All	344-3456	
Lamp-Gp-Warning Beacon	A6D, A6G, RYF, TAL & A7D, A7G, LCC, GTA	371-2241	
	BS6, BJ6 & NPE, WXZ	378-6901	

OTHER MISCELLANEOUS

Item	Prefix	Standard	Reman
Fuse-15Amp	All	9W-1441	
Fuse-10Amp	All	9W-1442	
Fuse-20Amp	All	9W-1446	
Relay Assembly**	All	149-2612	
Cup Bearing -Tapered Roller Lower Pin Assembly**	All	1B-3934	
Cone Bearing-Tapered Roller Lower Pin**	All	3F-7183	
Cup Bearing -Tapered Roller Upper Pin**	All	7D-8637	
Cone Bearing-Tapered Roller Upper Pin**	All	7D-8636	
Camera**	All	347-1668	
Accumulator-Ride Control	A6D, A6G, RYF, TAL & A7D, A7G, LCC, GTA	348-9285	20R-8274
	BS6, BJ6 & NPE, WXZ	390-4251	
Accumulator-Pilot	All	355-9985	
Accumulator-Brake	All	474-1076	
Driveshaft Yoke	All	560-6407	
Cone Bearing Transfer Gear Output	All	2P-8987	
Cup-Bearing Transfer Gear Output	All	2P-8986	
Bearing Inner Transfer Gear Output	All	7B-3642	
Race-Bearing Outer Transfer Gear Output	All	5P-5411	
Valve Gp-Steering Transfer Gear Output	All	142-3996	
Engine Drain Options	All	238-5080 - Seal 6V-7238 - Valve OR 279-2252 - Seal-O-Ring 9X-6451 - Plug Drain Magnetic	

** For Center Hitch

WHEEL LOADER LINKAGE CONFIGURATION



Pin Name	Location
A	Loader Arm to Front Frame
B	Loader Arm to Coupler/Bucket
C	Tilt Link to Coupler/Bucket
D	Tilt Lever to Tilt Link
E	Tilt Cylinder to Tilt Lever
F	Tilt Lever Pivot
G	Tilt Cylinder to Front Frame
K	Lift Cylinder to Loader Arm
Y	Lift Cylinder to Front Frame
S1	Steering Cylinder to Rear Frame
S2	Steering Cylinder to Front Frame



LINKAGE PIN PART NUMBERS

Sales Model	Prefix	A	B	C	D	E	F	G	K	Y	S1	S2
966H	A6D, A6G, RYF, TAL, BS6, BJ6	(2) 138-6674 Pin Assembly	(2) 7V-6715 Pin Assembly	4V-7099 Pin Assembly	4V-7099 Pin Assembly	4V-7099 Pin Assembly	4V-7101 Pin Assembly	339-9833 Pin Assembly	(2) 4E-3196 Pin Assembly	(2) 138-6685 Pin Assembly	(2) 365-2574 Pin Assembly	(2) 365-2574 Pin Assembly
				285-7953 Pin Assembly		346-1656 Pin Assembly (AUTO)			(2) 330-3047 Pin Assembly (AUTO)		(2) 136-1711 Pin Assembly	
972H	A7D, A7G, LCC, GTA, NPE, WXZ	(2) 138-6674 Pin Assembly	(2) 7V-6715 Pin Assembly	4V-7099 Pin Assembly	4V-7099 Pin Assembly	4V-7099 Pin Assembly	4V-7101 Pin Assembly	339-9833 Pin Assembly	(2) 4E-3196 Pin Assembly	(2) 138-6685 Pin Assembly	(2) 365-2574 Pin Assembly	(2) 136-1711 Pin Assembly
				285-7953 Pin Assembly		346-1656 Pin Assembly (AUTO)			(2) 330-3047 Pin Assembly (AUTO)		(2) 136-1711 Pin Assembly	

BUSHING AND BEARING PART NUMBERS

Sales Model	Prefix	A	B	C	D	E	F	G	K	Y	S1	S2
966H	A6D, A6G, RYF, TAL, BS6, BJ6	2x 4V-8673 Bushing	(2) 4V-8675 Bushing	4V-8520 Bushing	4V-8520 Bushing	9J-7099 Bushing	4V-8519 Bushing	9J-7099 Bushing	(2) 4V-8674 Bushing	(2) 9T-8676 Bearing-sleeve	(2) 9M-1328 Bearing	(2) 364-8483 Bearing
				227-4342 Bushing							(2) 9M-1328 Bearing	(2) 6V-5002 Bearing
972H	A7D, A7G, LCC, GTA, NPE, WXZ	(2) 4V-8673 Bushing	(2) 4V-8675 Bushing	4V-8520 Bushing	4V-8520 Bushing	9J-7099 Bushing	4V-8519 Bushing	9J-7099 Bushing	(2) 4V-8674 Bushing	(2) 9T-8676 Bearing-sleeve	(2) 9M-1328 Bearing	(2) 364-8483 Bearing
			524-1339 Bushing	227-4342 Bushing							(2) 9M-1328 Bearing	(2) 6V-5002 Bearing



Cat Filters Provide Longer Injector Life

Chances are, you don't skip oil changes or regular maintenance on the family car. So why skip planned maintenance on your Cat equipment? Cat fuel filters outperform the competition, with up to 45% longer injector life and up to 80% decreased cost per hour.*



Productivity & Hydraulics Go Hand In Hand

If your hydraulic system isn't performing at peak efficiency, it's robbing your machine of performance. Efficiency losses usually occur slowly and can reach 20% before you detect a problem — that's one day of lost production every week! These losses can also increase your fuel consumption and operating costs.



Need help?

Your local Cat dealer can provide:

- Technical Support
- Customer Value Agreements
- Oil sample analysis
- Parts needed and equipment fit
- Repair financing
- Rental Services

Find your local dealer at www.cat.com today.



LET'S DO THE WORK.™



To buy Cat parts online, visit Parts.cat.com if you have a dealer account or MyParts.cat.com (US only) if you don't yet have an account.

* Visit <https://www.cat.com/filtersandfluids> for more details

AEHJ0207

© 2020 Caterpillar. All Rights Reserved. CAT, CATERPILLAR, LET'S DO THE WORK, their respective logos, "Caterpillar Corporate Corporate Yellow", the "Power Edge" and Cat "Modern Hex" trade dress as well as corporate and product identity used herein, are trademarks of Caterpillar and may not be used without permission.

