



340

Hydraulic Excavator

Technical Specifications

Configurations and features may vary by region. Please consult your Cat® dealer for availability in your area.

Table of Contents

Specifications	2
Engine	2
Swing Mechanism	2
Weights	2
Track	2
Drive	2
Hydraulic System	2
Service Refill Capacities	3
Standards	3
Sound Performance	3
Air Conditioning System	3
Operating Weights and Ground Pressures	4
Major Component Weights	4
Dimensions	5
Working Ranges and Forces	7
HD Reach Boom Lift Capacities	8
Mass Boom Lift Capacities	9
Bucket Specifications and Compatibility	10
Attachments Offering Guide	13
Standard and Optional Equipment	19
Dealer Installed Kits and Attachments	21
Cab Options	22
340 Environmental Declaration	23

340 Hydraulic Excavator Specifications

Engine

Engine Model	Cat® C9.3B	
Net Power		
ISO 9249	258.3 kW	346 hp
ISO 9249 (DIN)	351 PS	
Engine Power		
ISO 14396	259 kW	347 hp
ISO 14396 (DIN)	352 PS	
Bore	115 mm	5 in
Stroke	149 mm	6 in
Displacement	9.3 L	568 in ³

- Meets U.S. EPA Tier 4 Final, EU Stage V, and Japan 2014 (Tier 4 Final) emission standards.
- Recommended for use up to 4500 m (14,760 ft) altitude with engine power derate above 3000 m (9,840 ft).
- Net power is the power available at the flywheel when the engine is equipped with fan, air intake system, exhaust system and alternator with engine speed at 1,900 rpm.
- Cat diesel engines are required to use ULSD (ultra-low sulfur diesel fuel with 15 ppm of sulfur or less) or ULSD blended with the following lower-carbon intensity fuels** up to:
 - ✓ 20% biodiesel FAME (fatty acid methyl ester)*
 - ✓ 100% renewable diesel, HVO (hydrotreated vegetable oil) and GTL (gas-to-liquid) fuels

Refer to guidelines for successful application. Please consult your Cat dealer or “Caterpillar Machine Fluids Recommendations” (SEBU6250) for details.

**Engines with no aftertreatment devices can use higher blends, up to 100% biodiesel (for use of blends higher than 20% biodiesel, consult your Cat dealer).*

***Tailpipe greenhouse gas emissions from lower-carbon intensity fuels are essentially the same as traditional fuels.*

Swing Mechanism

Swing Speed	8.84 rpm	
Maximum Swing Torque	143 kN·m	105,214 lbf·ft

Weights

Operating Weight	39 400 kg	86,800 lb
------------------	-----------	-----------

- Long Wide Undercarriage, Mass Boom, M2.55TB (8'4") Stick, SDV 2.78 m³ (3.64 yd³) Bucket, 600 mm (24") HD Triple Grouser Shoes, 7.56 mt (16,700 lb) Counterweight.

Track

Track Shoes Width	600 mm	24 in
Number of Shoes (each side)	49	
Number of Track Rollers (each side)	8	
Number of Carrier Rollers (each side)	2	

Drive

Maximum Gradeability	35°/70%	
Maximum Travel Speed	4.7 km/h	2.9 mph
Maximum Drawbar Pull	302.3 kN	67,960 lbf

Hydraulic System

Main System – Maximum Flow – Implement	560 L/min (280 × 2 pumps)	148 gal/min (74 × 2 pumps)
Maximum Pressure – Equipment – Implement	35 000 kPa	5,076 psi
Maximum Pressure – Equipment – Lift Mode	38 000 kPa	5,511 psi
Maximum Pressure – Travel	35 000 kPa	5,076 psi
Maximum Pressure – Swing	29 400 kPa	4,264 psi
Boom Cylinder – Bore	150 mm	6 in
Boom Cylinder – Stroke	1440 mm	57 in
Stick Cylinder – Bore	170 mm	7 in
Stick Cylinder – Stroke	1738 mm	68 in
DB Bucket Cylinder – Bore	150 mm	6 in
DB Bucket Cylinder – Stroke	1151 mm	45 in
TB Bucket Cylinder – Bore	160 mm	6 in
TB Bucket Cylinder – Stroke	1356 mm	53 in

340 Hydraulic Excavator Specifications

Service Refill Capacities

Fuel Tank Capacity	600 L	158.5 gal
Cooling System	40 L	10.5 gal
Engine Oil (with filter)	32 L	8.5 gal
Swing Drive	18 L	4.8 gal
Final Drive (each)	8 L	2.1 gal
Hydraulic System (including tank)	373 L	98.5 gal
Hydraulic Tank (including suction pipe)	161 L	42.5 gal
Diesel Exhaust Fluid (DEF) Tank	80 L	21.1 gal

Standards

Brakes	ISO 10265:2008
Cab/Operator Protective Guards (OPG) (optional)	ISO 10262:1998 Level II
Cab/Rollover Protective Structure (ROPS)	ISO 12117-2:2008

Sound Performance

ISO 6395:2008 (external)	106 dB(A)
ISO 6396:2008 (inside cab)	73 dB(A)

- Hearing protection may be needed when operating with an open operator station and cab (when not properly maintained or doors/windows open) for extended periods or in a noisy environment.

Air Conditioning System

The air conditioning system on this machine contains the fluorinated greenhouse gas refrigerant R134a (Global Warming Potential = 1430). The system contains 1.00 kg of refrigerant which has a CO₂ equivalent of 1.430 metric tonnes.

340 Hydraulic Excavator Specifications

Operating Weights and Ground Pressures

Base Machine Configurations	600 mm (24") Triple Grouser HD Shoes	
	Weight	Ground Pressure
Base Frame with HD Track Rollers and Carrier Rollers for Long Wide Undercarriage		
7.56 mt (16,700 lb) Counterweight + Long Wide Undercarriage Base Machine + HD Reach Boom		
HD R3.2 m (10'6") DB Stick, 2.5 m ³ (3.27 yd ³) GD Bucket	38 100 kg (84,000 lb)	71.0 kPa (10.3 psi)
7.56 mt (16,700 lb) Counterweight + Long Wide Undercarriage Base Machine + Mass Boom		
M2.55 m (8'4") TB Stick, 2.78 m ³ (3.64 yd ³) SDV Bucket	39 400 kg (86,800 lb)	73.3 kPa (10.6 psi)

All operating weights include a 90% fuel tank with 75 kg (165 lb) operator.

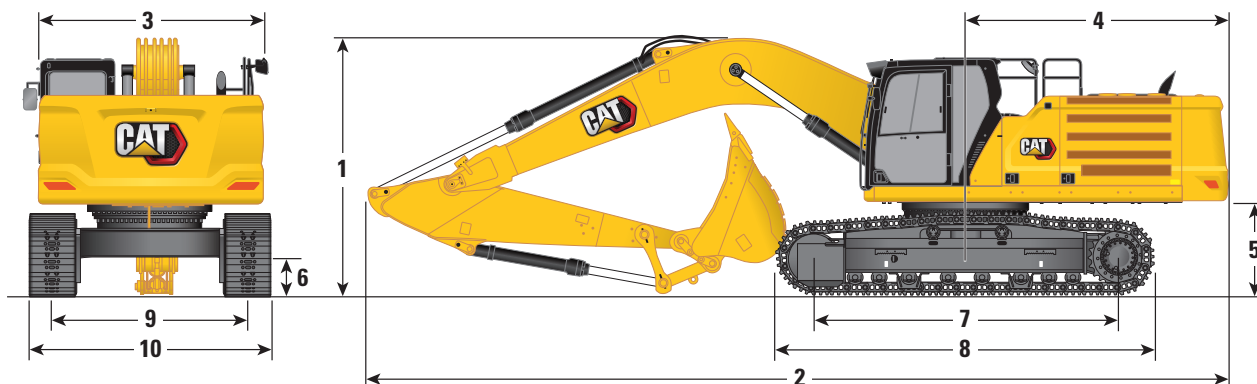
Major Component Weights

	kg	lb
Base Machine with 7.56 mt (16,700 lb) Counterweight, HD Swing Frame, Base Frame with HD Track Rollers and Carrier Rollers for Long Wide Undercarriage	25 590	56,420
Track Shoes:		
600 mm (24") Width, 15.5 mm (0.61") Thick, HD Triple Grouser Track Shoes	4750	10,470
Two Boom Cylinders	670	1,470
Weight of 90% Fuel Tank and 75 kg (165 lb) Operator	550	1,210
Counterweight:		
7.56 mt (16,700 lb) Counterweight	7560	16,670
Swing Frame:		
HD Swing Frame	3260	7,180
Undercarriage:		
Base Frame with HD Track Rollers and Carrier Rollers	8750	19,290
Booms (including lines, pins, stick cylinder):		
HD Reach Boom 6.5 m (21'4")	3650	8,050
Mass Boom 6.18 m (20'3")	3500	7,710
Sticks (including lines, pins, bucket cylinder, bucket linkage):		
HD Reach Stick R3.2DB (10'6")	2030	4,470
Mass Stick M2.55TB (8'4")	2120	4,680
Buckets (without linkage):		
2.5 m ³ (3.27 yd ³) General Duty (GD)	1540	3,380
2.78 m ³ (3.64 yd ³) Severe Duty Excavation (SDV)	2840	6,270
Quick Coupler (QC):		
Pin Grabber QC	700	1,550
CW Dedicated QC	480	1050

340 Hydraulic Excavator Specifications

Dimensions

All dimensions are approximate and may vary depending on bucket selection.



Undercarriage Option	Long Wide Undercarriage	
Boom Options	HD Reach Boom 6.5 m (21'4")	
Stick Options	Reach Stick	
	HD R3.2DB (10'6")	
1 Machine Height:		
Cab Height	3180 mm	10'5"
OPG Height	3330 mm	10'11"
Guardrails/Handrails Height	3180 mm	10'5"
With Boom/Stick/Bucket Installed	3480 mm	11'5"
With Boom/Stick Installed	3330 mm	10'11"
With Boom Installed	2880 mm	9'5"
With Boom/Stick/Bucket Installed (with auxiliary lines)	3530 mm	11'7"
With Boom/Stick Installed (with auxiliary lines)	3410 mm	11'2"
With Boom Installed (with auxiliary lines)	2970 mm	9'9"
2 Machine Length:		
With Boom/Stick/Bucket Installed	11 160 mm	36'7"
With Boom/Stick Installed	11 120 mm	36'6"
With Boom Installed	9960 mm	32'8"
With Boom/Stick/Bucket Installed (with auxiliary lines)	11 160 mm	36'7"
With Boom/Stick Installed (with auxiliary lines)	11 120 mm	36'6"
With Boom Installed (with auxiliary lines)	10 010 mm	32'10"
3 Upperframe Width without Walkways	2970 mm	9'9"
4 Tail Swing Radius	3530 mm	11'7"
5 Counterweight Clearance	1260 mm	4'2"
6 Ground Clearance	510 mm	1'8"
7 Track Length – Length to Center of Rollers	4040 mm	13'3"
8 Track Length	5030 mm	16'6"
9 Track Gauge – Extended	2740 mm	9'0"
10 Track Width/Undercarriage Width (with steps):		
600 mm (24") Shoes	3340 mm	10'11"
Bucket Type		GD
Bucket Capacity	2.50 m ³	3.27 yd ³
Bucket Tip Radius	1760 mm	5.8 ft

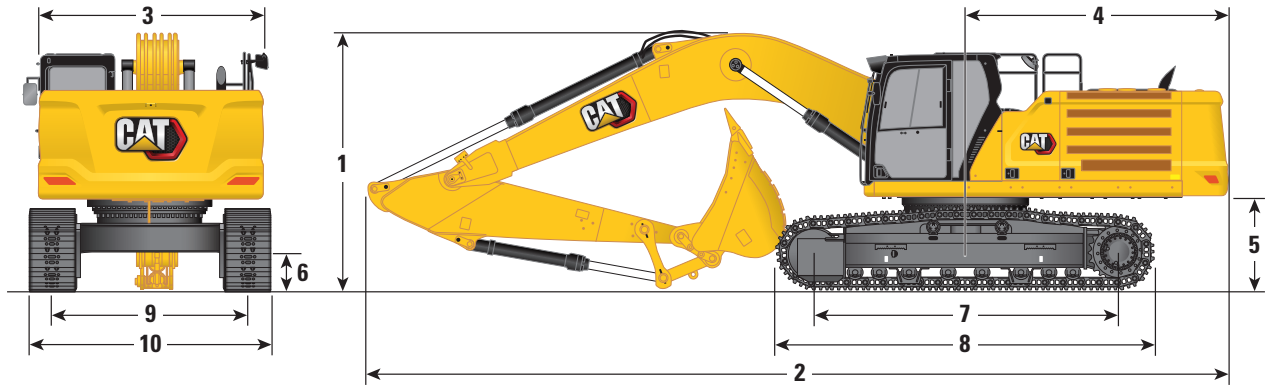
NOTE: Height and length shipping dimensions may vary due to track shoe width and bucket width.

(continued on next page)

340 Hydraulic Excavator Specifications

Dimensions (continued)

All dimensions are approximate and may vary depending on bucket selection.



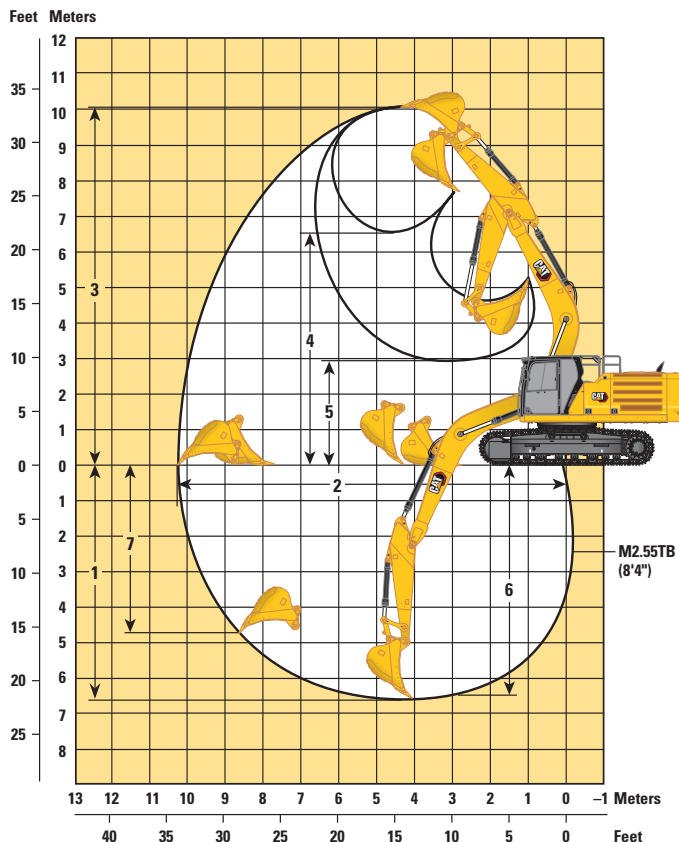
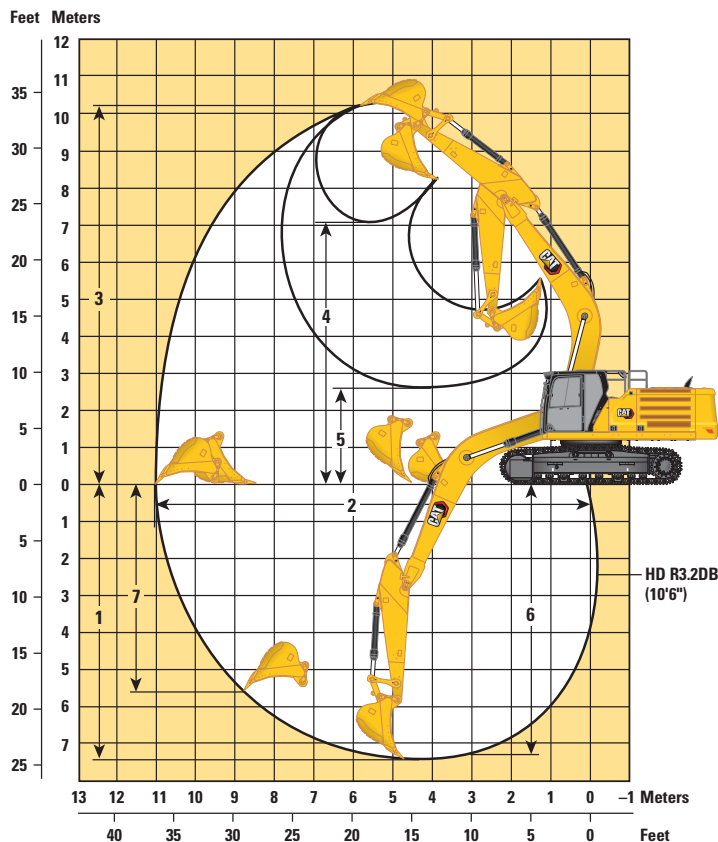
Undercarriage Option	Long Wide Undercarriage	
Boom Options	Mass Boom	
	6.18 m (20'3")	
Stick Options	Mass Stick	
	M2.55TB (8'4")	
1 Machine Height:		
Cab Height	3180 mm	10'5"
OPG Height	3330 mm	10'11"
Guardrails/Handrails Height	3180 mm	10'5"
With Boom/Stick/Bucket Installed	3620 mm	11'11"
With Boom/Stick Installed	3410 mm	11'2"
With Boom Installed	2830 mm	9'3"
With Boom/Stick/Bucket Installed (with auxiliary lines)	3630 mm	11'11"
With Boom/Stick Installed (with auxiliary lines)	3420 mm	11'3"
With Boom Installed (with auxiliary lines)	2900 mm	9'6"
2 Machine Length:		
With Boom/Stick/Bucket Installed	10 890 mm	35'9"
With Boom/Stick Installed	10 830 mm	35'6"
With Boom Installed	9640 mm	31'8"
With Boom/Stick/Bucket Installed (with auxiliary lines)	10 890 mm	35'9"
With Boom/Stick Installed (with auxiliary lines)	10 830 mm	35'6"
With Boom Installed (with auxiliary lines)	9640 mm	31'8"
3 Upperframe Width without Walkways	2970 mm	9'9"
4 Tail Swing Radius	3530 mm	11'7"
5 Counterweight Clearance	1260 mm	4'2"
6 Ground Clearance	510 mm	1'8"
7 Track Length – Length to Center of Rollers	4040 mm	13'3"
8 Track Length	5030 mm	16'6"
9 Track Gauge – Extended	2740 mm	9'0"
10 Track Width/Undercarriage Width (with steps):		
600 mm (24") Shoes	3340 mm	10'11"
Bucket Type	GD	
Bucket Capacity	2.78 m ³	3.64 yd ³
Bucket Tip Radius	1960 mm	6.4 ft

NOTE: Height and length shipping dimensions may vary due to track shoe width and bucket width.

340 Hydraulic Excavator Specifications

Working Ranges and Forces

All dimensions are approximate and may vary depending on bucket selection.



Undercarriage Option

Long Wide Undercarriage

Boom Options

HD Reach Boom
6.5 m (21'4")

Mass Boom
6.18 m (20'3")

Stick Options

Reach Stick

Mass Stick

HD R3.2DB (10'6")

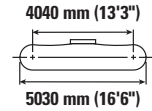
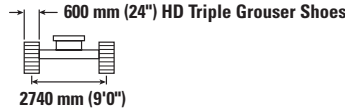
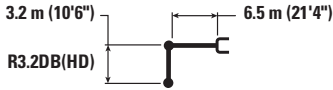
M2.55TB (8'4")

1 Maximum Digging Depth	7480 mm	24'6"	6700 mm	22'0"
2 Maximum Reach at Ground Line	11 020 mm	36'2"	10 330 mm	33'11"
3 Maximum Cutting Height	10 360 mm	34'0"	10 010 mm	32'10"
4 Maximum Loading Height	7120 mm	23'4"	6560 mm	21'6"
5 Minimum Loading Height	2620 mm	8'7"	2870 mm	9'5"
6 Maximum Depth Cut for 2440 mm (8'0") Level Bottom	7320 mm	24'0"	6540 mm	21'5"
7 Maximum Vertical Wall Digging Depth	5550 mm	18'3"	4670 mm	15'4"
Bucket Digging Force (ISO)	209 kN	46,940 lbf	263 kN	59,210 lbf
Stick Digging Force (ISO)	165 kN	37,200 lbf	190 kN	42,780 lbf
Bucket Digging Force (ISO) – auto dig boost	227 kN	50,960 lbf	286 kN	64,290 lbf
Stick Digging Force (ISO) – auto dig boost	180 kN	40,390 lbf	207 kN	46,450 lbf
Bucket Type	GD		SDV	
Bucket Capacity	2.50 m ³	3.27 yd ³	2.78 m ³	3.64 yd ³
Bucket Tip Radius	1760 mm	5.8 ft	1960 mm	6.4 ft

340 Hydraulic Excavator Specifications

HD Reach Boom Lift Capacities – Counterweight: 7.56 mt (16,700 lb) – without Bucket, Heavy Lift: On

Long Wide Undercarriage



		3000 mm/10'0"		4500 mm/15'0"		6000 mm/20'0"		7500 mm/25'0"		9000 mm/30'0"		mm ft/in		
7500 mm 25'0"	kg lb							*8700 *16,300	8350 *16,300			*7350 *16,200	*7350 *16,200	7720 25'0"
6000 mm 20'0"	kg lb							*8800 *19,300	8250 17,750			*7150 *15,700	6550 14,600	8590 28'0"
4500 mm 15'0"	kg lb			*13 450 *28,900	*13 450 *28,900	*10 800 *23,400	*10 800 *23,400	*9450 *20,600	8000 17,250	*8450 18,300	6000 12,600	*7200 *15,800	5850 12,900	9140 29'10"
3000 mm 10'0"	kg lb			*17 050 *36,600	16 250 35,100	*12 500 *27,050	10 700 23,000	*10 350 *22,450	7700 16,600	8500 18,300	5850 12,600	*7450 *16,400	5450 12,050	9410 30'10"
1500 mm 5'0"	kg lb			*19 600 *42,250	15 300 32,900	*14 000 *30,250	10 150 21,900	10 950 23,600	7450 16,000	8350 18,000	5700 12,300	7800 17,150	5350 11,750	9440 30'11"
0 mm 0'0"	kg lb			*20 400 *44,200	14 850 31,950	*14 850 *32,150	9800 21,150	10 750 23,100	7200 15,550	8250 17,750	5600 12,100	8000 17,550	5450 11,950	9220 30'2"
-1500 mm -5'0"	kg lb	*14 100 *31,900	*14 100 *31,900	*20 000 *43,350	14 800 31,750	14 850 31,950	9700 20,850	10 650 22,900	7100 15,350			8600 18,900	5800 12,800	8740 28'7"
-3000 mm -10'0"	kg lb	*22 250 *50,350	*22 250 *50,350	*18 550 *40,150	14 900 32,000	*14 100 *30,500	9700 20,900	10 700 23,000	7150 15,450			9850 *21,850	6650 14,750	7950 25'11"
-4500 mm -15'0"	kg lb	*20 800 *44,850	*20 800 *44,850	*15 700 *33,700	15 200 32,750	*11 900 *25,250	9950 21,450					*10 050 *22,100	8500 19,100	6740 21'10"



ISO 10567:2007



* Indicates that the load is limited by hydraulic lifting capacity rather than tipping load. The above loads are in compliance with hydraulic excavator lift capacity standard ISO 10567:2007. They do not exceed 87% of hydraulic lifting capacity or 75% of tipping load. Weight of all lifting accessories must be deducted from the above lifting capacities. Lifting capacities are based on the machine standing on a firm, uniform supporting surface. The use of a work tool attachment point to handle/lift objects, could affect the machine lift performance.

Lift capacity stays with ±5% for all available track shoes.

Always refer to the appropriate Operation and Maintenance Manual for specific product information.

There may be local regulations and/or government regulations that govern the use of excavators for lifting heavy objects. Obey all local and government regulations.

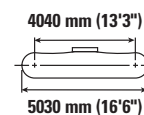
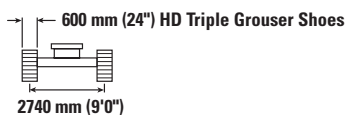
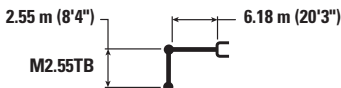
Regional regulations may require the use of an overload warning device and boom and stick lowering control valves during object handling applications.

Contact your Cat dealer for additional information.

340 Hydraulic Excavator Specifications

Mass Boom Lift Capacities – Counterweight: 7.56 mt (16,700 lb) – without Bucket, Heavy Lift: On

Long Wide Undercarriage



		3000 mm/10'0"		4500 mm/15'0"		6000 mm/20'0"		7500 mm/25'0"				mm ft/in
7500 mm 25'0"	kg lb					*10 150 *22,350	*10 150 *22,350			*8950 *19,900	*8950 *19,900	6600 21'3"
6000 mm 20'0"	kg lb					*10 500 *22,850	*10 500 *22,850	*9900	7900	*8550 *18,850	7700 17,200	7600 24'9"
4500 mm 15'0"	kg lb			*14 700 *31,600	*14 700 *31,600	*11 700 *25,300	10 950 23,600	*10 250 *22,300	7750 16,650	*8550 *18,850	6700 14,750	8220 26'10"
3000 mm 10'0"	kg lb			*18 000 *38,700	15 800 34,100	*13 150 *28,450	10 400 22,400	*10 900 *23,650	7500 16,100	*8900 *19,550	6150 13,600	8520 27'11"
1500 mm 5'0"	kg lb			*20 000 *43,200	14 950 32,250	*14 400 *31,100	9900 21,350	10 800 23,200	7250 15,600	8850 19,500	6000 13,200	8550 28'0"
0 mm 0'0"	kg lb			*20 200 *43,800	14 700 31,600	14 850 31,900	9650 20,800	10 600 22,800	7100 15,250	9150 20,150	6150 13,550	8310 27'3"
-1500 mm -5'0"	kg lb	*17 900 *40,650	*17 900 *40,650	*19 200 *41,600	14 700 31,600	*14 500 *31,400	9600 20,650	10 600 22,800	7050 15,250	10 100 22,250	6750 14,900	7770 25'5"
-3000 mm -10'0"	kg lb	*21 950 *47,700	*21 950 *47,700	*16 900 *36,550	14 950 32,100	*12 850 *27,600	9700 20,950			*10 600 *23,350	8100 18,050	6870 22'4"
-4500 mm -15'0"	kg lb			*12 400 *26,150	*12 400 *26,150					*9850 *21,450	*9850 *21,450	5410 17'5"



ISO 10567:2007



* Indicates that the load is limited by hydraulic lifting capacity rather than tipping load. The above loads are in compliance with hydraulic excavator lift capacity standard ISO 10567:2007. They do not exceed 87% of hydraulic lifting capacity or 75% of tipping load. Weight of all lifting accessories must be deducted from the above lifting capacities. Lifting capacities are based on the machine standing on a firm, uniform supporting surface. The use of a work tool attachment point to handle/lift objects, could affect the machine lift performance.

Lift capacity stays with ±5% for all available track shoes.

Always refer to the appropriate Operation and Maintenance Manual for specific product information.

340 Hydraulic Excavator Specifications

Bucket Specifications and Compatibility

	Linkage	Width		Capacity		Weight		Fill %	Long Wide Undercarriage		
		mm	in	m ³	yd ³	kg	lb		7.56 mt (16,700 lb) Counterweight		
									Reach HD	Mass	
										R3.2 (10'6") HD	M2.55 (8'4")
Pin-On (No Quick Coupler)											
General Duty	DB	1650	65	2.12	2.77	1361	3,000	100	●		
	DB	1800	71	2.36	3.09	1465	3,231	100	⊙		
	DB	1750	69	2.50	3.27	1535	3,381	100	⊖		
Heavy Duty	DB	1500	59	1.88	2.46	1653	3,641	100	●		
	DB	1650	65	2.12	2.77	1741	3,834	100	⊙		
	DB	1800	72	2.36	3.08	1774	3,911	100	⊖		
	DB	1750	69	2.50	3.27	1851	4,077	100	⊖		
Severe Duty – V Edge	DB	1500	59	1.91	2.50	1666	3,672	90	●		
	DB	1650	66	2.15	2.81	1802	3,972	90	●		
	DB	1800	71	2.30	3.01	1991	4,385	90	⊙		
General Duty	TB	1800	71	2.60	3.40	2119	4,671	100		⊙	
	TB	2050	81	3.00	3.92	2492	5,488	100		⊖	
Heavy Duty	TB	1750	69	2.50	3.27	2258	4,978	100		⊙	
	TB	1850	72	2.69	3.52	2387	5,262	100		⊖	
	TB	1900	75	2.80	3.66	2548	5,612	100		⊖	
Severe Duty	TB	1600	63	2.20	2.88	2416	5,321	90		●	
	TB	1800	71	2.60	3.40	2618	5,766	90		⊙	
Severe Duty – V Edge	TB	1650	66	2.41	3.15	2367	5,218	90		●	
	TB	1700	67	2.41	3.15	2597	5,720	90		⊙	
	TB	1900	75	2.78	3.64	2844	6,264	90		⊖	
	TB	1900	75	2.80	3.66	2601	5,728	90		⊖	
Extreme Duty – V Edge Power	TB	1850	73	2.50	3.27	2931	6,455	90		⊖	
Maximum load with pin-on (payload + bucket)								kg	5780	6730	
								lb	12,743	14,837	

The above loads are in compliance with hydraulic excavator standard EN474-5:2006 + A3:2013, they do not exceed 87% of hydraulic lifting capacity or 75% of tipping capacity with front linkage fully extended at ground line with bucket curled.

Capacity based on ISO 7451:2007.

Bucket weight with General Duty tips.

Maximum Material Density:

- 2100 kg/m³ (3,500 lb/yd³)
- ⊙ 1800 kg/m³ (3,000 lb/yd³)
- ⊖ 1500 kg/m³ (2,500 lb/yd³)

Caterpillar recommends using appropriate work tools to maximize the value customers receive from our products. Use of work tools, including buckets, which are outside of Caterpillar's recommendations or specifications for weight, dimensions, flows, pressures, etc. may result in less-than-optimal performance, including but not limited to reductions in production, stability, reliability, and component durability. Improper use of a work tool resulting in sweeping, prying, twisting and/or catching of heavy loads will reduce the life of the boom and stick.

(continued on next page)

340 Hydraulic Excavator Specifications

Bucket Specifications and Compatibility (continued)

	Linkage	Width		Capacity		Weight		Fill %	Long Wide Undercarriage	
		mm	in	m ³	yd ³	kg	lb		7.56 mt (16,700 lb) Counterweight	
									Reach HD	Mass
									R3.2 (10'6") HD	M2.55 (8'4")
With Cat Pin Grabber Coupler										
General Duty	DB	1650	65	2.12	2.77	1361	3,000	100	⊙	
	DB	1800	71	2.36	3.09	1465	3,231	100	⊖	
	DB	1750	69	2.50	3.27	1535	3,381	100	○	
Heavy Duty	DB	1500	59	1.88	2.46	1653	3,641	100	⊙	
	DB	1650	65	2.12	2.77	1741	3,834	100	⊖	
	DB	1800	72	2.36	3.08	1774	3,911	100	○	
	DB	1750	69	2.50	3.27	1851	4,077	100	○	
Severe Duty – V Edge	DB	1500	59	1.91	2.50	1666	3,672	90	⊙	
	DB	1650	66	2.15	2.81	1802	3,972	90	⊖	
	DB	1800	71	2.30	3.01	1991	4,385	90	⊖	
General Duty	TB	1800	71	2.60	3.40	2119	4,671	100		○
	TB	2050	81	3.00	3.92	2492	5,488	100		◇
Heavy Duty	TB	1750	69	2.50	3.27	2258	4,978	100		○
	TB	1850	72	2.69	3.52	2387	5,262	100		○
	TB	1900	75	2.80	3.66	2548	5,612	100		◇
Severe Duty	TB	1600	63	2.20	2.88	2416	5,321	90		⊖
	TB	1800	71	2.60	3.40	2618	5,766	90		○
Severe Duty – V Edge	TB	1650	66	2.41	3.15	2367	5,218	90		⊖
	TB	1700	67	2.41	3.15	2597	5,720	90		○
	TB	1900	75	2.78	3.64	2844	6,264	90		◇
	TB	1900	75	2.80	3.66	2601	5,728	90		○
Extreme Duty – V Edge Power	TB	1850	73	2.50	3.27	2931	6,455	90		○
Maximum load with coupler (payload + bucket)								kg	5082	5677
								lb	11,205	12,515

The above loads are in compliance with hydraulic excavator standard EN474-5:2006 + A3:2013, they do not exceed 87% of hydraulic lifting capacity or 75% of tipping capacity with front linkage fully extended at ground line with bucket curled.

Capacity based on ISO 7451:2007.

Bucket weight with General Duty tips.

Maximum Material Density:

- ⊙ 1800 kg/m³ (3,000 lb/yd³)
- ⊖ 1500 kg/m³ (2,500 lb/yd³)
- 1200 kg/m³ (2,000 lb/yd³)
- ◇ 900 kg/m³ (1,500 lb/yd³)

Caterpillar recommends using appropriate work tools to maximize the value customers receive from our products. Use of work tools, including buckets, which are outside of Caterpillar's recommendations or specifications for weight, dimensions, flows, pressures, etc. may result in less-than-optimal performance, including but not limited to reductions in production, stability, reliability, and component durability. Improper use of a work tool resulting in sweeping, prying, twisting and/or catching of heavy loads will reduce the life of the boom and stick.

(continued on next page)

340 Hydraulic Excavator Specifications

Bucket Specifications and Compatibility *(continued)*

	Linkage	Width		Capacity		Weight		Fill	Long Wide Undercarriage		
		mm	in	m ³	yd ³	kg	lb		%	7.56 mt (16,700 lb) Counterweight	
										Reach HD	Mass
									R3.2 (10'6") HD	M2.55 (8'4")	
With CW Quick Coupler											
Heavy Duty	DB CW45	1650	65	2.12	2.77	1703	3,751	100	⊖		
								kg	5305	6235	
Maximum load with coupler (payload + bucket)								lb	11,696	13,746	

The above loads are in compliance with hydraulic excavator standard EN474-5:2006 + A3:2013, they do not exceed 87% of hydraulic lifting capacity or 75% of tipping capacity with front linkage fully extended at ground line with bucket curled.

Capacity based on ISO 7451:2007.

Bucket weight with General Duty tips.

Maximum Material Density:

⊖ 1500 kg/m³ (2,500 lb/yd³)

Caterpillar recommends using appropriate work tools to maximize the value customers receive from our products. Use of work tools, including buckets, which are outside of Caterpillar's recommendations or specifications for weight, dimensions, flows, pressures, etc. may result in less-than-optimal performance, including but not limited to reductions in production, stability, reliability, and component durability. Improper use of a work tool resulting in sweeping, prying, twisting and/or catching of heavy loads will reduce the life of the boom and stick.

340 Hydraulic Excavator Specifications

Attachments Offering Guide

Not all Attachments are available in all regions. Consult your Cat dealer for configurations available in your region.

Match

No Match

PIN-ON ATTACHMENTS

Undercarriage		Long Wide	
Counterweight		7.56 mt (16,700 lb)	
Boom Type		Reach HD	Mass
Stick Length		3.2 m (10'6") HD	2.55 m (8'4")
Hydraulic Hammers	H140 GC	✓	✓
	H140 GC S	✓	✓
	H140 S	✓	✓
	H160 GC	✓	✓
	H160 GC S	✓	✓
	H160 S	✓	✓
	H180 GC	✓	✓
	H180 GC S	✓	✓
	H180 S	✓	✓
Multi-Processors	MP332 Concrete Cutter Jaw	✓	
	MP332 Demolition Jaw	✓	
	MP332 Pulverizer Jaw	✓	
	MP332 Shear Jaw	✓	
	MP332 Tank Shear Jaw	✓	
	MP332 Universal Jaw	✓	
	MP332 Concrete Cutter Jaw-Flat Top	✓	
	MP332 Demolition Jaw-Flat Top	✓	
	MP332 Pulverizer Jaw-Flat Top	✓	
	MP332 Shear Jaw-Flat Top	✓	
	MP332 Tank Shear Jaw-Flat Top	✓	
	MP332 Universal Jaw-Flat Top	✓	

(continued on next page)

340 Hydraulic Excavator Specifications

Attachments Offering Guide *(continued)*

Not all Attachments are available in all regions. Consult your Cat dealer for configurations available in your region.

Match
 No Match
 1800 kg/m³ (3,000 lb/yd³)
 1200 kg/m³ (2,000 lb/yd³)

PIN-ON ATTACHMENTS *(continued)*

Undercarriage		Long Wide	
Counterweight		7.56 mt (16,700 lb)	
Boom Type		Reach HD	Mass
Stick Length		3.2 m (10'6") HD	2.55 m (8'4")
Demolition and Sorting Grapples	G332	✓	
	G345	✓	
	G345 Flat Top	✓	
Mobile Scrap and Demolition Shears	S3035-Flat Top	✓	
Pulverizers	P232 Secondary Pulverizer	✓	✓
	P332 Primary Pulverizer	✓	
	P332 Primary Pulverizer-Flat Top	✓	
Compactors (Vibratory Plate)	CVPI10	✓	✓
Orange Peel Grapples	GSH440-950	●	
	GSH440-1150	●	
	GSH440-1550	●	
	GSH455-1000	●	
	GSH455-1500	○	
	GSH455-2000	○	
	GSH555-1000	●	
	GSH555-1500	○	
	GSM50-1000	●	
	GSM50-1250	○	
	GSM50-1500	○	
	Clamshell Grapples	CTV20-1300	●
CTV20-1500		●	
CTV20-1700		●	
CTV20-1900		○	
CTV20-2300		○	
CTV20-2700			
CTV30-1700		○	
CTV30-1900		○	
CTV30-2300			

(continued on next page)

340 Hydraulic Excavator Specifications

Attachments Offering Guide *(continued)*

Not all Attachments are available in all regions. Consult your Cat dealer for configurations available in your region.

Match

* Working range front only

No Match

CAT PIN GRABBER COUPLER ATTACHMENTS

Undercarriage		Long Wide	
Counterweight		7.56 mt (16,700 lb)	
Boom Type		Reach HD	Mass
Stick Length		3.2 m (10'6") HD	2.55 m (8'4")
Hydraulic Hammers	H140 GC	✓	✓
	H140 GC S	✓	✓
	H140 S	✓	✓
	H160 GC	✓*	✓
	H160 GC S	✓	✓
	H160 S	✓	✓
	H180 GC		✓*
	H180 GC S	✓*	✓
	H180 S	✓*	✓
Multi-Processors	MP332 Concrete Cutter Jaw	✓	
	MP332 Demolition Jaw	✓	
	MP332 Pulverizer Jaw	✓	
	MP332 Shear Jaw	✓	
	MP332 Tank Shear Jaw	✓*	
	MP332 Universal Jaw	✓	
	MP332 Concrete Cutter Jaw-Flat Top	✓	
	MP332 Demolition Jaw-Flat Top	✓*	
	MP332 Pulverizer Jaw-Flat Top	✓*	
	MP332 Shear Jaw-Flat Top	✓	
	MP332 Tank Shear Jaw-Flat Top		
	MP332 Universal Jaw-Flat Top	✓*	
Demolition and Sorting Grapples	G332	✓	
	G345	✓	
	G345 Flat Top	✓	
Mobile Scrap and Demolition Shears	S3035-Flat Top	✓	
Pulverizers	P232 Secondary Pulverizer	✓	✓
	P332 Primary Pulverizer	✓	
	P332 Primary Pulverizer-Flat Top	✓	
Compactors (Vibratory Plate)	CVPI10	✓	✓

(continued on next page)

340 Hydraulic Excavator Specifications

Attachments Offering Guide *(continued)*

Not all Attachments are available in all regions. Consult your Cat dealer for configurations available in your region.

Match
 * Working range front only
 No Match

CW-45s DEDICATED COUPLER ATTACHMENTS

Undercarriage		Long Wide	
Counterweight		7.56 mt (16,700 lb)	
Boom Type		Reach HD	Mass
Stick Length		3.2 m (10'6") HD	2.55 m (8'4")
Hydraulic Hammers	H140 GC	✓	✓
	H140 GC S	✓	✓
	H140 S	✓	✓
	H160 GC	✓	✓
	H160 GC S	✓	✓
	H160 S	✓	✓
	H180 GC		✓
	H180 GC S	✓*	✓
	H180 S	✓*	✓
Multi-Processors	MP332 Concrete Cutter Jaw	✓	
	MP332 Demolition Jaw	✓	
	MP332 Pulverizer Jaw	✓	
	MP332 Shear Jaw	✓	
	MP332 Tank Shear Jaw	✓	
	MP332 Universal Jaw	✓	
	MP332 Concrete Cutter Jaw-Flat Top	✓	
	MP332 Demolition Jaw-Flat Top	✓	
	MP332 Pulverizer Jaw-Flat Top	✓	
	MP332 Shear Jaw-Flat Top	✓	
	MP332 Tank Shear Jaw-Flat Top	✓*	
	MP332 Universal Jaw-Flat Top	✓	
	Demolition and Sorting Grapples	G332	✓
G345		✓	
G345 Flat Top		✓	
Mobile Scrap and Demolition Shears	S3035-Flat Top	✓	
Pulverizers	P232 Secondary Pulverizer	✓	✓
	P332 Primary Pulverizer	✓	
	P332 Primary Pulverizer-Flat Top	✓	
Compactors (Vibratory Plate)	CVPI10	✓	✓

(continued on next page)

340 Hydraulic Excavator Specifications

Attachments Offering Guide *(continued)*

Not all Attachments are available in all regions. Consult your Cat dealer for configurations available in your region.

Match

* Working range front only

No Match

CW-45 DEDICATED COUPLER ATTACHMENTS

Undercarriage		Long Wide	
Counterweight		7.56 mt (16,700 lb)	
Boom Type		Reach HD	Mass
Stick Length		3.2 m (10'6") HD	2.55 m (8'4")
Hydraulic Hammers	H140 GC	✓	✓
	H140 GC S	✓	✓
	H140 S	✓	✓
	H160 GC	✓*	✓
	H160 GC S	✓	✓
	H160 S	✓	✓
	H180 GC		✓
	H180 GC S	✓*	✓
	H180 S	✓*	✓
Multi-Processors	MP332 Concrete Cutter Jaw	✓	
	MP332 Demolition Jaw	✓	
	MP332 Pulverizer Jaw	✓	
	MP332 Shear Jaw	✓	
	MP332 Tank Shear Jaw	✓	
	MP332 Universal Jaw	✓	
	MP332 Concrete Cutter Jaw-Flat Top	✓	
	MP332 Demolition Jaw-Flat Top	✓	
	MP332 Pulverizer Jaw-Flat Top	✓	
	MP332 Shear Jaw-Flat Top	✓	
	MP332 Universal Jaw-Flat Top	✓	
Demolition and Sorting Grapples	G332	✓	
	G345	✓	
	G345 Flat Top	✓	
Mobile Scrap and Demolition Shears	S3035-Flat Top	✓	✓
Pulverizers	P232 Secondary Pulverizer	✓	✓
	P332 Primary Pulverizer	✓	
	P332 Primary Pulverizer-Flat Top	✓	
Compactors (Vibratory Plate)	CVP110	✓	✓

(continued on next page)

340 Hydraulic Excavator Specifications

Attachments Offering Guide *(continued)*

Not all Attachments are available in all regions. Consult your Cat dealer for configurations available in your region.

Match

BOOM-MOUNT

Undercarriage		Long Wide
Counterweight		7.56 mt (16,700 lb)
Boom Type		Reach HD
Mobile Scrap and Demolition Shears	S2070	✓
	S2090	✓
	S3070-Flat Top	✓

Standard and Optional Equipment

Standard and optional equipment may vary. Consult your Cat dealer for details.

	Standard	Optional		Standard	Optional
BOOMS, STICKS AND LINKAGES			ELECTRICAL SYSTEM		
6.18 m (20'3") Mass boom		✓	Maintenance-free 1,000 CCA batteries (×2)	✓	
6.5 m (21'4") HD Reach boom		✓	Maintenance-free 1,000 CCA batteries (×4)		✓
2.55 m (8'4") Mass stick		✓	Centralized electrical disconnect switch	✓	
3.2 m (10'6") HD Reach stick		✓	LED exterior chassis and boom lights	✓	
DB family bucket linkage without lifting eye		✓	Premium surround working lights		✓
TB family bucket linkage without lifting eye		✓	ENGINE		
CAT TECHNOLOGY			115 Amp alternator	✓	
VisionLink®**	✓ ¹		Three selectable modes: Power, Smart, Eco	✓	
Remote Flash	✓ ¹		Auto engine speed control	✓	
Remote Troubleshoot	✓ ¹		52° C (126° F) high-ambient cooling	✓	
Compatibility with radios and base stations from Trimble, Topcon, and Leica	✓		Hydraulic reverse fan		✓
Capability to install 3D grade systems from Trimble, Topcon, and Leica	✓		-18° C (0° F) cold start capability	✓	
Cat Grade 2D		✓	-32° C (-25° F) cold start capability		✓
Cat Grade 2D with Attachment Ready Option (ARO)		✓	Double element air filter with integrated pre-cleaner	✓	
Cat Assist:		✓	Dual stage four micron main filter	✓	
– Grade Assist			10 micron primary filter with water separator	✓	
– Boom Assist			Electric fuel priming pump	✓	
– Bucket Assist			Secure start with PIN code	✓	
– Swing Assist			Remote disable	✓	
– Lift Assist					
Cat Payload:		✓			
– Static weigh					
– Semiautomatic calibration					
– Payload/cycle information					
– USB reporting capability					
Laser catcher		✓			
Work tool recognition (PL161)**	✓				
Work tool tracking (PL161)**	✓				
Cat Tilt Rotator (TRS) Integration		✓			
Operator Coaching		✓			

(continued on next page)

¹Chile only

*Connect subscription only. Additional subscriptions are available. Contact your Cat dealer for availability.

**Requires PL161 attachment locator on work tool and Bluetooth® receiver on machine.

340 Standard and Optional Equipment

Standard and Optional Equipment (continued)

Standard and optional equipment may vary. Consult your Cat dealer for details.

	Standard	Optional		Standard	Optional
HYDRAULIC SYSTEM			SERVICE AND MAINTENANCE		
Boom and stick regeneration circuit	✓		Integrated vehicle health management system	✓	
Electronic main control valve	✓		Grouped engine oil and fuel filters	✓	
Auto dig boost		✓	Scheduled Oil Sampling (S·O·S SM) ports	✓	
Auto heavy lift	✓		QuickEvac™ maintenance ready		✓
Auto hydraulic oil warmup	✓		UNDERCARRIAGE AND STRUCTURES		
Bio hydraulic oil capability	✓		Long wide undercarriage	✓	
Fine swing		✓	Towing eye on base frame	✓	
Reverse swing damping valve	✓		Full-length track guiding guards		✓
Auto swing parking brake	✓		Segmented two-piece track guiding guards		✓
High performance hydraulic return filter	✓		Swivel guard	✓	
Two speed travel	✓		HD bottom guard	✓	
Single one-way circuit with hammer return filter	✓*		HD travel motor guards	✓	
Medium-pressure auxiliary circuit		✓	Grease lubricated track	✓	
Combined two-way circuit with hammer return filter		✓	7.56 mt (16,700 lb) counterweight	✓	
Quick coupler circuit for Cat Pin Grabber		✓	600 mm (24") HD triple grouser track shoes		✓
Hydraulic efficiency monitoring		✓			
SAFETY AND SECURITY					
2D E-Fence:		✓			
– E-ceiling					
– E-floor					
– E-swing					
– E-wall					
– E-cab avoidance					
Auto hammer stop	✓				
Caterpillar One Key security system	✓				
Lockable external tool/storage box	✓				
Lockable door, fuel, and hydraulic tank locks	✓				
Lockable fuel drain compartment	✓				
Service platform with anti-skid plate and recessed bolts	✓				
Travel alarm		✓			
Swing alarm		✓			
Right Hand (RH) handrail and handhold	✓				
Signaling/warning horn	✓				
Ground-level secondary engine shutoff switch	✓				
Lockable disconnect switch	✓				
Rearview and right-hand sideview cameras	✓				
360° visibility		✓			
Operator Protective Guards		✓			
Inspection lighting		✓			

*Standard in Turkey only

Dealer Installed Kits and Attachments

Attachments may vary. Consult your Cat dealer for details.

CAB <ul style="list-style-type: none">• Polycarbonate roof hatch• Left Hand (LH)/RH electrical pedal for tool control• Lower radial wiper	ELECTRICAL <ul style="list-style-type: none">• Premium surround working lights GUARDS <ul style="list-style-type: none">• Side rubber bumper guard• Mesh guard full front• Full protecting vandalism guard	SAFETY AND SECURITY <ul style="list-style-type: none">• Bluetooth receiver kit• Bluetooth key fob• Operator Protective Guards• Cat Detect – People Detection• Cat Command – Remote control kit
--	--	---

340 Cab Options

	Essential	Deluxe
ROPS	●	●
High-resolution 203 mm (8") LCD touchscreen monitor	●	●
High-resolution 254 mm (10") LCD touchscreen monitor	○	○
Auto bi-level air conditioner	●	●
Jog dial and shortcut keys for monitor control	X	●
Keyless push-to-start engine control	●	●
Height-adjustable console	X	●
Tilt-up left-side console	X	●
Air-suspension seat	●	X
Heated air-suspension seat	X	●
51 mm (2") seat belt	●	●
Monitor integrated Bluetooth radio with USB/Auxiliary ports	X	●
Bluetooth radio with USB/Aux ports	●	X
12V DC outlets	X	●
24V DC outlet	●	X
Document storage	X	●
Overhead storage and rear storage with nets	X	●
Beverage holder	●	●
Cup holder	X	●
Openable two-piece front window	●	●
Rear window emergency exit	●	●
Radial wiper with washer	●	●
Openable polycarbonate skylight hatch	X	●
Openable steel hatch	●	X
LED dome light	●	●
Floor welcome light	X	●
Roof sunscreen	X	●
Roller front sunscreen	●	●
Roller rear sunscreen	○	○
Washable floor mat	●	●
Beacon ready	X	●
Cat Stick Steer	○	○
Auxiliary relay	○	○

- Standard
- Optional
- X Not available

The following information applies to the machine at the time of final manufacture as configured for sale in the regions covered in this document. The content of this declaration is valid as of the date issued; however, content related to machine features and specifications are subject to change without notice. For additional information, please see the machine's Operation and Maintenance Manual.

For more information on sustainability in action and our progress, please visit <https://www.caterpillar.com/en/company/sustainability>.

Engine

- The Cat® C9.3B engine meets U.S. EPA Tier 4 Final, EU Stage V, and Japan 2014 emission standards.
 - Cat diesel engines are required to use ULSD (ultra-low sulfur diesel fuel with 15 ppm of sulfur or less) or ULSD blended with the following lower-carbon intensity fuels** up to:
 - ✓ 20% biodiesel FAME (fatty acid methyl ester)*
 - ✓ 100% renewable diesel, HVO (hydrotreated vegetable oil) and GTL (gas-to-liquid) fuelsRefer to guidelines for successful application. Please consult your Cat dealer or “Caterpillar Machine Fluids Recommendations” (SEBU6250) for details.
- **Engines with no aftertreatment devices can use higher blends, up to 100% biodiesel.*
- **Tailpipe greenhouse gas emissions from lower-carbon intensity fuels are essentially the same as traditional fuels.*

Air Conditioning System

- The air conditioning system on this machine contains the fluorinated greenhouse gas refrigerant R134a (Global Warming Potential = 1430). The system contains 1.0 kg (2.2 lb) of refrigerant which has a CO₂ equivalent of 1.430 metric tonnes (1.576 tons).

Paint

- Based on best available knowledge, the maximum allowable concentration, measured in parts per million (PPM), of the following heavy metals in paint are:
 - Barium < 0.01%
 - Cadmium < 0.01%
 - Chromium < 0.01%
 - Lead < 0.01%

Sound Performance

ISO 6395:2008 (external) – 106 dB(A)

ISO 6396:2008 (inside cab) – 73 dB(A)

- Hearing protection may be needed when operating with an open operator station and cab (when not properly maintained or doors/windows open) for extended periods or in a noisy environment.

Oils and Fluids

- Caterpillar factory fills with ethylene glycol coolants. Cat Diesel Engine Antifreeze/Coolant (DEAC) and Cat Extended Life Coolant (ELC) can be recycled. Consult your Cat dealer for more information.
- Cat Bio HYDO™ Advanced is an EU Ecolabel approved biodegradable hydraulic oil.
- Additional fluids are likely to be present, please consult the Operations and Maintenance Manual or the Application and Installation guide for complete fluid recommendations and maintenance intervals.

Features and Technology

- The following features and technology may contribute to fuel savings and/or carbon reduction. Features may vary. Consult your Cat dealer for details.
 - Smart mode matches machine power to digging requirements automatically
 - Eco mode minimizes fuel consumption for light applications
 - One-touch low idle with automatic engine speed control
 - Available Cat technologies improve operator efficiency by up to 45%
 - Cut costs with extended maintenance intervals

For more complete information on Cat products, dealer services, and industry solutions, visit us on the web at www.cat.com

© 2023 Caterpillar
All rights reserved

Materials and specifications are subject to change without notice. Featured machines in photos may include additional equipment. See your Cat dealer for available options.

CAT, CATERPILLAR, LET'S DO THE WORK, their respective logos, "Caterpillar Corporate Yellow," the "Power Edge" and Cat "Modern Hex" trade dress as well as corporate and product identity used herein, are trademarks of Caterpillar and may not be used without permission. VisionLink is a trademark of Caterpillar Inc., registered in the United States and in other countries.

AEXQ3507-02 (10-2023)
Replaces AEXQ3507-01
Build Number: 08C
(Turkey, Chile)

