

Cat[®] D1

MULCHER

FEATURES:

IMPROVED VISIBILITY

- A lower sloping hood line provides improved peripheral vision to the mulching head, allowing the operator to better assess the jobsite.

SEAT MOUNTED CONTROLS

- Mounted on the air suspension seats, these controls isolate the machine vibration from the operator, reducing operator fatigue.

INTUITIVE OPERATOR INTERFACE

- Primary display is a 254 mm (10") touchscreen color monitor with back up camera.

PRESSURIZED CAB

- Heated and air conditioned cab offers comfortable working environment resulting in less operator fatigue and improved productivity.

HINGED RADIATOR GRILL

- Allows for easy clean out of radiator without the need for tools.

TRACTOR PLATFORM

- Balanced and rugged for operating in rough terrain and soft underfoot conditions.

LONG LIFE MULCHING HEAD

- New Cat[®] HM518 mulcher frame is designed for longer life using cladding material in high wear areas.

HYDRAULICALLY CONTROLLED

- Mulcher conveniently operates with a hydraulically operated front door and adjustable push bar.

CLOSED LOOP HYDROSTATIC CIRCUIT

- Delivers efficient, high performance power to the mulcher head, using less pump flow.

REVERSIBLE DRUM

- Easier operation and improved productivity.

DRUM SPEED BAR INDICATOR

- In-cab indicator, aids operator in managing ground speed and overall mulching productivity.

ENGINE

- Cat C3.6 diesel engine meets U.S. EPA Tier 4 Final/EU Stage V emission standards.

UNDERCARRIAGE

- Cat Sealed and Lubricated Track with 406 mm (16 in) or 635 mm (25 in) track shoes provides superior flotation and stability for wide range of operating conditions.

REVERSING FAN

- Auto reversing fan changes air flow direction to purge debris from radiator and enclosures.

TURBINE PRECLEANER

- Improves engine air filter life by removing large debris particles.

IMPROVED FUEL ECONOMY

- The D1 features the lowest fuel consumption in this size class with the same great performance you've come to expect.

D1 Mulcher Specifications

Specifications

Engine

Engine Model	Cat C3.6	
Net Power @ 2,200 rpm		
SAE J1349	77.6 kW	104 hp
ISO 9249/EEC 80/1269	77.6 kW	104 hp
Power Train	Hydrostatic	
Displacement	3.6 L	220 in ³

- Net power is tested per ISO 9249:2007 and SAE J1349:2011 and as advertised is the power available at the flywheel when the engine is equipped with fan, air intake system, exhaust system and alternator.
- All non-road U.S. EPA Tier 4 Final, EU Stage V, Japan 2014 (Tier 4 Final) and Korea Tier 4 Final diesel engines are required to use only Ultra Low Sulfur Diesel (ULSD) fuels containing 15 ppm EPA/10 ppm EU (mg/kg) sulfur or less.

Weights

Operating Weight	10 586 kg	23,338 lb
Operating Weight – LGP	10 981 kg	24,209 lb

- Specifications shown are for machine equipped with mulcher, cab ROPS, back-up alarm, operator, coolant, lubricants and full fuel tank.

Cab

ROPS	ISO 3471:2008	
FOPS	ISO 3449:2005 Level II	

Transmission

Drive Pumps	1	
Track Motors	2	
Relief Valve Settings	48 500 kPa	7,033 psi
Maximum Travel Speed – Forward	9 km/h	5.6 mph
Maximum Travel Speed – Reverse	10 km/h	6.2 mph

Undercarriage

Number of Rollers (each side)	6	
Number of Shoes (each side) – Sealed and Lubricated Track (SALT) Undercarriage	43	
Shoe Width	406 mm	16 in
Shoe Width – LGP	635 mm	25 in
Length of Track on Ground	2248 mm	89 in
Length of Track on Ground – LGP	2248 mm	89 in
Track Gauge	1495 mm	59 in
Track Gauge – LGP	1725 mm	68 in
Ground Pressure	44.5 kPa	6.45 psi
Ground Pressure – LGP	29.9 kPa	4.3 psi

Service Refill Capacities

Fuel Tank	195 L	51.5 gal
Crankcase and Filter	10.5 L	2.8 gal
Final Drives, (each side)	10 L	2.6 gal
Final Drives, LGP (each side)	10 L	2.6 gal
Cooling System	19 L	4.2 gal
Transmission/Hydraulic Tank	90 L	23.8 gal
Diesel Exhaust Fluid (DEF) Tank	19 L	4.9 gal

Hydraulic Controls

Pump Output	65 L/min	17.2 gal/min
Relief Valve Settings	20 600 kPa	2,988 psi

Winch

Weight	610 kg	1,345 lb
Winch Drive	Hydrostatic	
Control	Hydraulic	
Speed	Variable	
Winch Length	705 mm	27.76 in
Overall Width	741 mm	29.2 in
Drum Diameter	254 mm	10 in
Drum Width	274 mm	10.8 in
Throat Clearance	171.5 mm	6.75 in
Rope Diameter – recommended	16 mm	0.63 in
Rope Diameter – optional	19 mm	0.75 in
Drum Capacity – recommended cable	113 m	371 ft
Drum Capacity – optional cable	78 m	256 ft
Maximum Line Pull – bare drum	18 144 kg	40,000 lb
Maximum Line Pull – full drum	11 340 kg	25,000 lb
Maximum Line Speed – bare drum	40 m/min	131 ft/min
Maximum Line Speed – full drum	63 m/min	207 ft/min

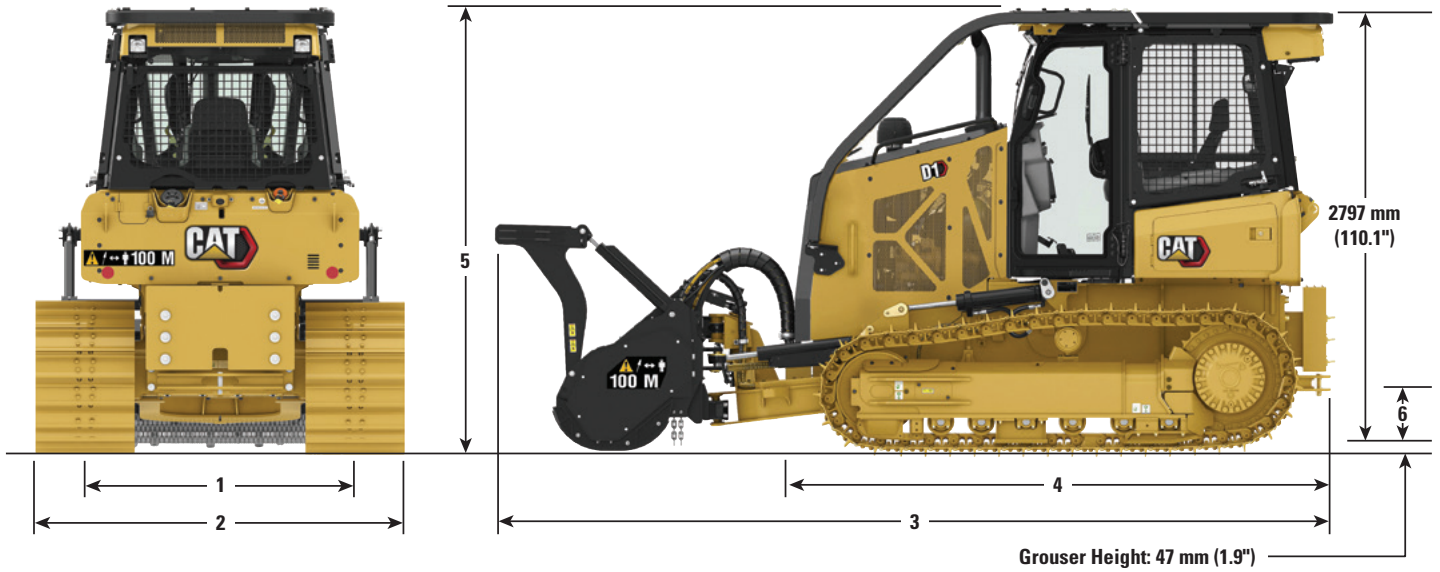
Air Conditioning System

The air conditioning system on this machine contains the fluorinated greenhouse gas refrigerant R134a (Global Warming Potential = 1430). The system contains 1.8 kg of refrigerant which has a CO₂ equivalent of 2.574 metric tonnes.

D1 Mulcher Specifications

Dimensions

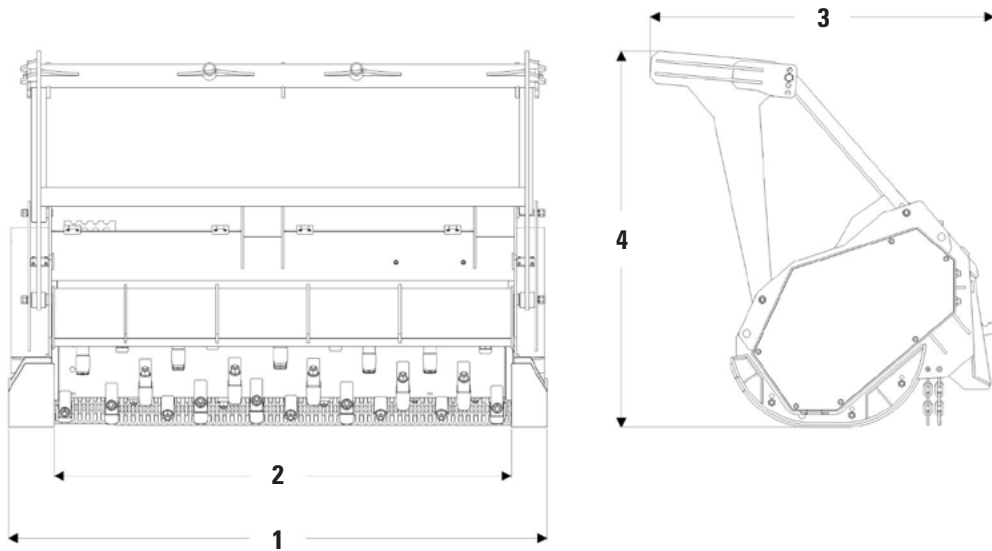
All dimensions are approximate.



	Standard		LGP	
1 Track Gauge	1495 mm	58.9 in	1725 mm	67.9 in
2 Width of Tractor (standard shoes, no mulcher)	1901 mm	74.8 in	2360 mm	92.9 in
3 Overall Length (with blade)	4266 mm	168 in	4255 mm	167.6 in
4 Length of Basic Tractor (without mulcher)	3275 mm	128.9 in	3275 mm	128.9 in
5 Tractor Height	2845 mm	112 in	2763 mm	108.8 in
6 Ground Clearance	332 mm	13 in	332 mm	13 in

D1 Mulcher Specifications

Specifications



HM518

1 Overall Width	2122 mm	84 in
2 Working Width	1822 mm	72 in
3 Length	1354 mm	53 in
4 Overall Height	1480 mm	58 in
Lift Height	787 mm	31 in
Maximum Tilt	368 mm	14.5 in
Maximum Angle (either side)	25°	
Weight	1450 kg	3,197 lb
Drive Method	Polychain belt	
Motor	Closed loop hydrostatic	
Optimum Hydraulic Flow	114 L/min	30 gal/min
Optimum Hydraulic Pressure	407 bar	5900 psi
Drum Speed Range	2,150-2,450 rpm	
Fixed Teeth Per Drum	38	

D1 Mulcher Specifications



HM518 Mulcher




Single bolt carbide tooth retention



Sweeps and screens



Mounting point same as blade



72 inch drum



Bolt-on wear plates



Drum direction and speed bar



Rear guard and counterweight



Pressure gauge with color bars

D1 Mulcher Standard Equipment

Standard Equipment

Standard equipment may vary. Consult your Cat dealer for details.

ELECTRICAL

- Alternator, 150 Amp, heavy duty
- Alarm, backup
- Batteries, heavy duty, maintenance free, 1,000 CCA
- Diagnostic connector
- Horn, electric
- Four integrated front halogen lights, two rear halogen
- Starter, electric, 12 volt heavy duty

OPERATOR ENVIRONMENT

- ROPS/FOPS cab
- Cab, polycarbonate windows and air conditioning
- Seat, air suspended, cloth
- Seatbelt, retractable 76 mm (3 in)
- Foot pads, dash
- Primary display, 254 mm (10") touchscreen color monitor with back up camera
- Electronic Monitoring System with:
 - Gauges for engine coolant temperature, hydraulic oil temperature and fuel level
 - Travel speed limiter, electronic
 - Engine RPM and gear display
 - Hour meter, electric
 - Engine air cleaner service indicator, electronic
 - Water-in-fuel indicator, electronic
 - Mulcher drum speed and direction bar
- Slope Indicate
- Throttle switch, rotary
- Controls, seat mounted, fore/aft adjustment
- Armrests, adjustable
- Mirror, rearview, inside
- Single pedal combining deceleration and braking functions
- Independent forward/reverse speed settings
- Power port, 12 volt
- Coat hook
- Storage compartment
- Cup holder
- Floor mat, rubber, heavy duty

MULCHER HYDRAULICS

- Hydraulics, 4 valve (for use with retrieval winch or ripper)
- Load sensing hydraulics
- Single lever, three function control
- Hydraulic pump and oil
- Closed-loop hydrostatic circuit
- Axial Piston variable displacement pump and motor

POWER TRAIN

- Cat C3.6 diesel engine
- Turbocharged aftercooled
- Aluminum bar plate cooling system (radiator, power train)
- Air cleaner with precleaner, automatic dust ejection and under-hood intake
- Automatic traction control
- Drive, auxiliary
- Dual path, closed-loop hydrostatic transmission
- Electric fuel pump
- Fuel/water separator
- Reversing fan

UNDERCARRIAGE

- SALT Undercarriage
- 6 roller track frame
- Track rollers, lifetime lubricated
- Carrier rollers
- Track adjusters, hydraulic
- Guards, front/rear guiding

OTHER STANDARD EQUIPMENT

- Cat Product Link™ PL641 Cellular
- C-Frame, VPAT, hydraulic cylinders and lines
- Lockable engine enclosures
- Front pull device
- Ecology drains (engine, power train and implement oil and engine coolant)
- Scheduled oil sampling ports (engine, power train implement oil)
- Vandalism protection
- Hinged radiator grill
- Rearview camera

ANTIFREEZE

- Extended life coolant, -37° C (-35° F)

GUARDS

- Guard, track guiding, center
- Screen, rear, cab
- Screen, side, cab
- Sweeps, front
- Sweeps, rear
- Heavy duty crankcase guard

Optional Equipment

Optional equipment may vary. Consult your Cat dealer for details.

OPERATOR STATION

- Radio, AM/FM, Bluetooth®

BLADES

- VPAT XL blade
- VPAT LGP blade
- VPAT Intermediate blade

LIGHTS

- Four integrated front LED lights, two rear LED

REAR ATTACHMENTS

- Counterweight, rear
- Winch, retrieval

STARTING AIDS

- Heater, engine, coolant, 120 volt
- Starting aid, ether

ANTIFREEZE

- Extended life coolant, -50°C (-58°F)

FIELD INSTALLED ATTACHMENT

- Winch, retrieval

D1 Mulcher

For more complete information on Cat products, dealer services, and industry solutions, visit us on the web at www.cat.com

© 2022 Caterpillar
All rights reserved

Materials and specifications are subject to change without notice. Featured machines in photos may include additional equipment. See your Cat dealer for available options.

CAT, CATERPILLAR, LET'S DO THE WORK, their respective logos, "Caterpillar Corporate Yellow," the "Power Edge" and Cat "Modern Hex" trade dress as well as corporate and product identity used herein, are trademarks of Caterpillar and may not be used without permission.

AEHQ8397-01 (02-2022)
Replaces AEHQ8397
Build Number: 12A
(North America and Europe)

