

CAT® INSPECT RELEASE NOTES

July 12, 2022

Cat Inspect

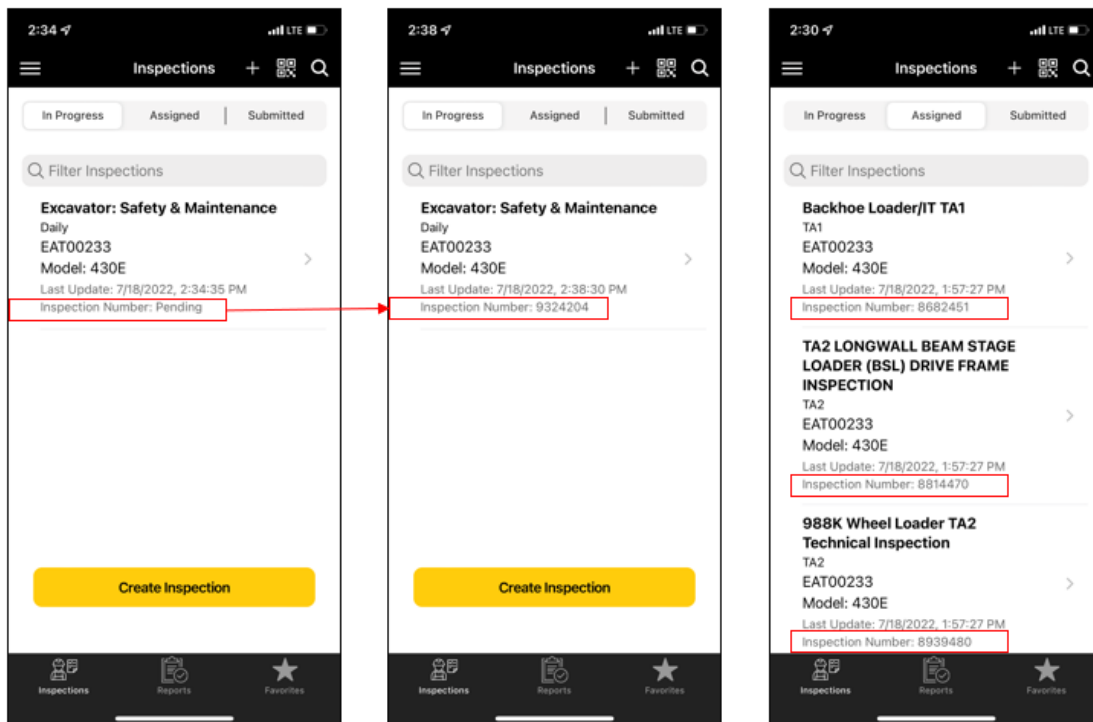
Cat Inspect is an easy-to-use application that allows users to download and complete Caterpillar and user-defined inspections with the option to include additional information like images, videos, comments, and ratings. Completed inspection details are easily retrieved from the streamlined web portal for follow up and opportunity management.

NEW FEATURES & ENHANCEMENTS

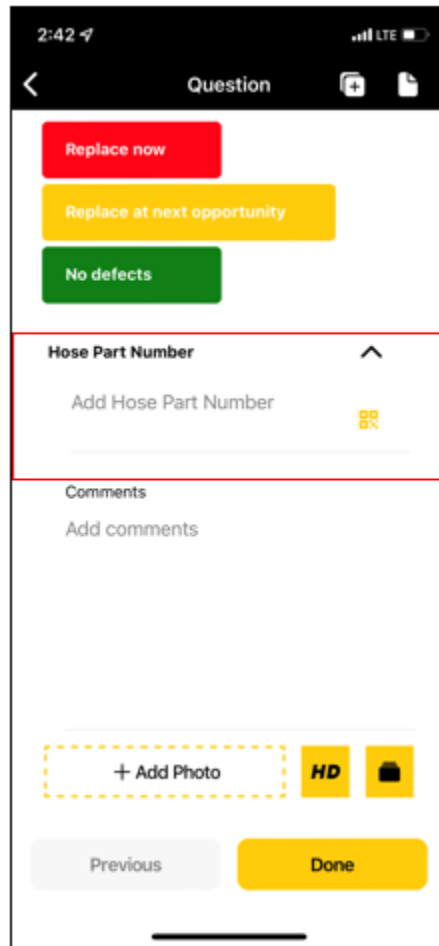
Cat Inspect Mobile (Release Date: July 19, 2022)

1. Inspection Number added to Inspection preview screen.

The Inspection Number has been added to the inspection details view on the “In Progress”, “Assigned”, and “Submitted” screens to assist both the end user and the Cat Inspect technical support team. An inspector will see a status of “Pending” when the inspection is in the process of syncing to the web. When fully synced, the Inspection Number will be displayed in addition to the “Last Update” information. The on-screen inspection number will also help Cat Digital Support provide timely resolution to users who experience issues with an inspection.



2. **Update question attribute user experience to match inspections form definitions.** (*Question Attribute Example. Also refer to the Web release notes below for more information on question attributes*)



NEW FEATURES & ENHANCEMENTS

Cat Inspect Web (July 12, 2022)

1. Improved Question Attribute user experience when creating forms

What is a question attribute?

Question attributes are additional input fields that support the top-level question. They are like sub-questions which were designed to capture measurements, but attributes offer additional flexibility in how a question within a form can be designed to enable better data collection. Attributes were originally introduced in May of 2021 and now provide the form Author a better user experience with improved design, updated field labeling and additional tooltips. Mouse over each tool tip to learn more about each aspect of a question attribute.

^ Add Attributes

Question attributes are additional input fields that support the top-level question. They are like sub-questions which were designed to capture measurements, but attributes offer additional flexibility in how a question within a form can be designed.

Attribute ID * (Not displayed to user) ✕

PN i

Attribute Name * (Is displayed to user) i

Part Number i

Attribute Name is the text the inspector will see in the mobile and web app.

Default Value * i

Display Attribute Name and Default Value during inspection i

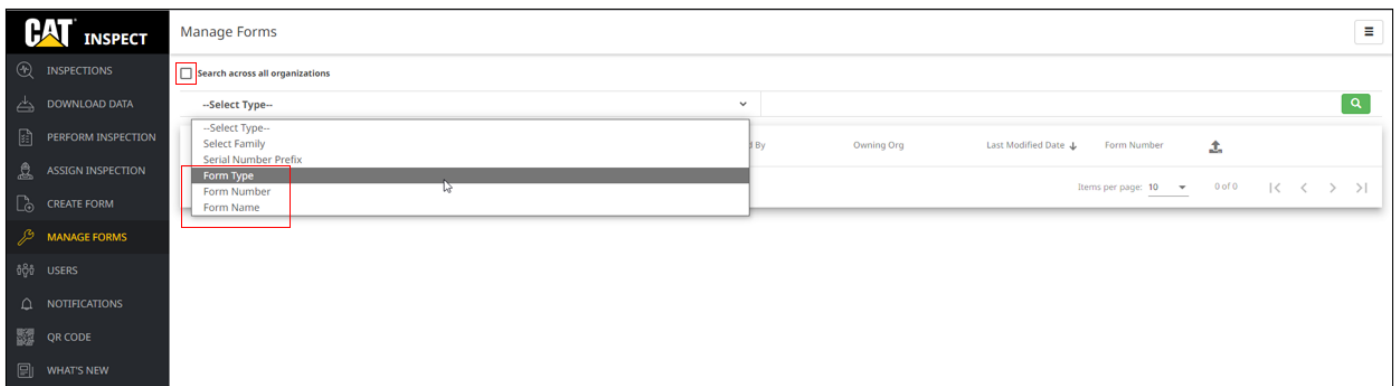
User can edit value field i

User response for value field is required i

Accept QR code i

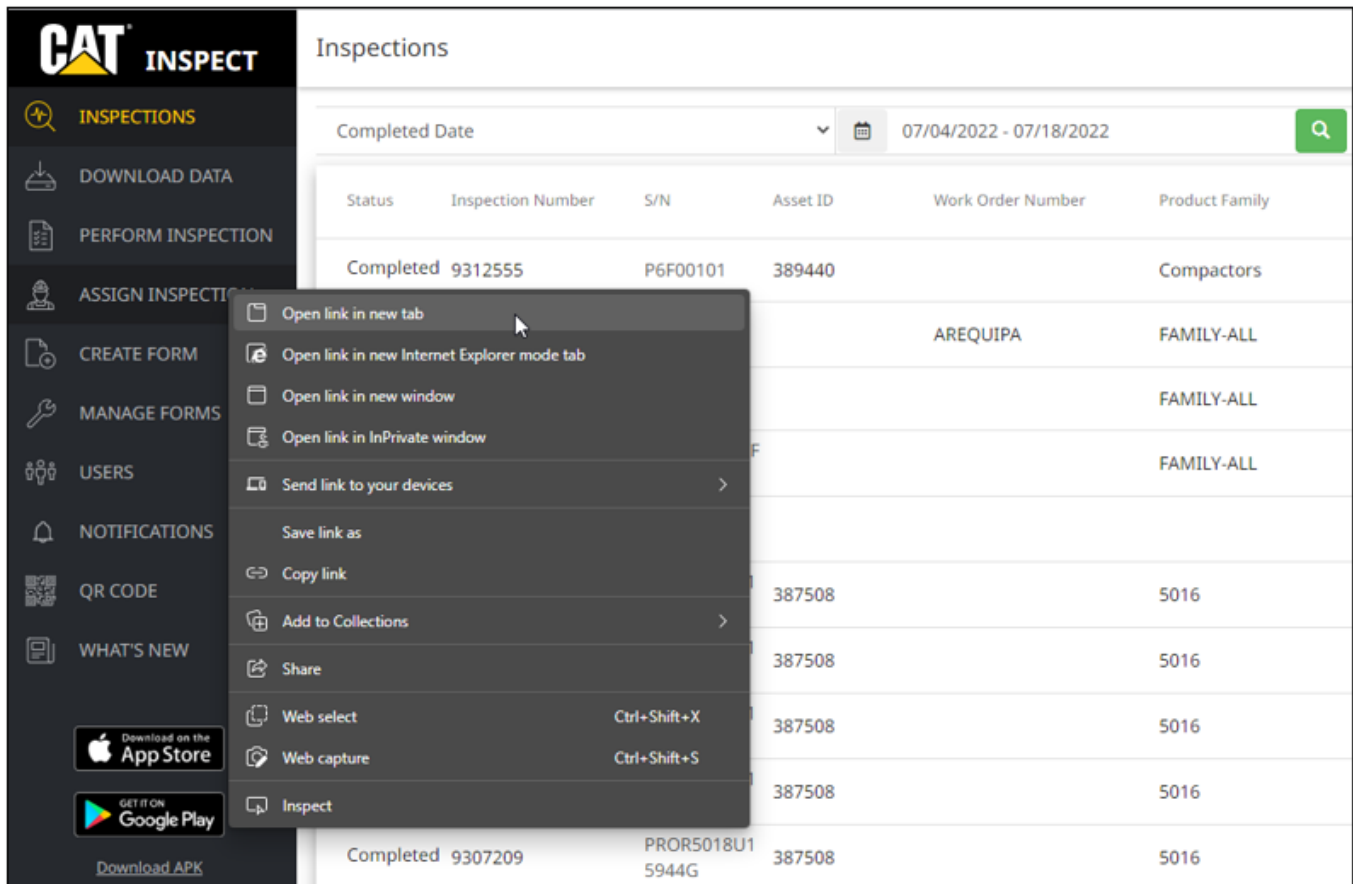
2. Improved search features added to the Manage Forms menu.

New search options have been added to the Manage Forms menu, including “Form Type”, “Form Name” and “Form Number” making it easier to locate specific forms. Searching by Form Type allows a user to see inspection templates across all Product Families.



3. Right click to open a new window from main navigation menu.

Web users can now right-click on any of the main menu options to open a new window. This allows a user, for example, to search for forms in one window using the Manage Forms menu and assign an inspection in another window using the Assign Inspection menu.



4. Main navigation menu has been re-ordered for better user experience.

FIXES

1. **Web:** Various bug fixes and minor enhancements.
2. **Web:** Removed some redundant modal windows to clean up user experience.
3. **Mobile:** Various syncing improvements for submitting inspections.
4. **Mobile:** Various bug fixes and minor enhancements.

COMING SOON

Here is a preview of some new features to expect in our upcoming release schedule:

- A new Cat Inspect API (Application Program Interface) will be made available on the Digital Marketplace
- Form authors can add custom header fields to an inspection form
- Organizational managed questions responses (options sets).