

# COMMAND

REMOTE CONTROL  
CONSOLE AND STATION



# CAT<sup>®</sup> COMMAND REMOTE CONTROL

SAFE. EFFICIENT. PRODUCTIVE.

Operating near cliff faces or high walls. Working on unstable surfaces or steep slopes. Moving hazardous materials. Any of these situations can put operators at risk. Even traveling to a remote jobsite poses its own safety issues.

Cat<sup>®</sup> Command helps address all of these challenges by enabling equipment operators to work outside the machine.



## IN THE FIELD OR OFF SITE

### COMMAND HELPS OPERATORS WORK SAFELY

It's a sophisticated remote control system that takes operators off the machine and away from potential dangers when working with hazardous materials or in unsafe conditions. Plus, it maintains the option to utilize other advanced control technologies such as Cat Grade.

Once operators become familiar with the feel of the remote control system, they can operate as efficiently, accurately, and confidently as in the cab. In fact, because they experience dramatically less noise and no vibration, operators can work efficiently for longer periods of time with less fatigue.

# TWO SYSTEMS TO MATCH JOB NEEDS

## CAT COMMAND CONSOLE

Portable, lightweight system allows the user to work outside of the cab while remaining on site and in direct visual contact with the machine.

- + Ideal for short-term and emergency use.
- + Requires no on-site communications infrastructure.



Excavator Console



Dozer and Wheel Loader Console

## CAT COMMAND STATION

Enables the operator to work remotely in a seated indoor “virtual cab” located on site or many miles away.

- + Helps reduce operator fatigue with a comfortable working environment.
- + High quality video delivers a clear view of the work area.



## SAFETY COMES FIRST

Allows operators to work away from hazardous conditions, dust, noise, and vibration. Eliminates risk of an operator being injured climbing on or off the machine.

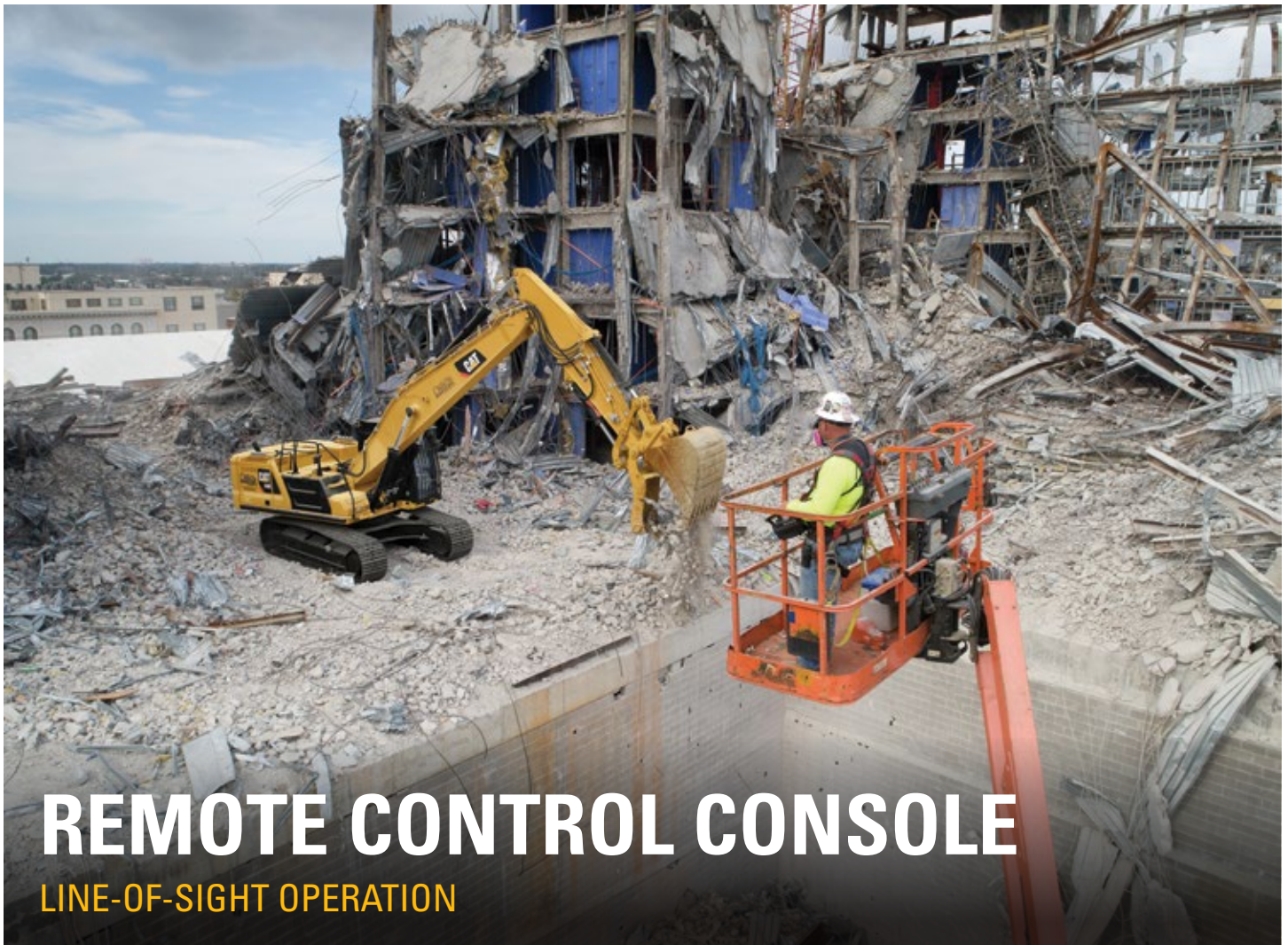
## OPERATION IS SIMPLE AND FAMILIAR

Easy to learn and use. Common jobs like trenching and foundation work in hazardous areas become safer for operators – without sacrificing control or accuracy.

## FLEET INTEGRATION IS EASY

Your Cat dealer can install Command on a wide range of new Cat dozers, excavators, and wheel loaders.






# REMOTE CONTROL CONSOLE

## LINE-OF-SIGHT OPERATION

### LINE-OF-SIGHT

- + Remote control functions deliver smooth and precise machine control.
- + Provides line-of-sight operation from up to 400 meters (1,312 ft) away.
- + Operator inputs are sent to the machine via a dedicated radio transmitter/receiver link for real-time implement control.
- + The machine will shut down if the controller is tipped more than 45 degrees; this feature was designed in the case of the operator tripping or falling.



Excavator Console

### CAT COMMAND CONSOLE

- + Ergonomic controls provide complete access to all machine functions.
- + Integrated electronics provide nearly the same response as if operating from the cab.
- + Console LED display delivers comprehensive equipment status information.
- + Console comes with batteries, charger, and shoulder harness.

# REMOTE OPERATING STATION

## NON-LINE-OF-SIGHT OPERATION



- + Provides a comfortable, indoor environment with familiar controls.
- + Operators can switch between machines, changing jobsites with no downtime.
- + Controls deliver virtually the same response time as in the cab, maintaining precise control of all machine applications.
- + Enables trainers to stand beside an operator without noise or movement.

**CAT COMMAND STATION** includes universal controls and an ergonomic design for long-term operation.

## DISPLAY OPTIONS



### STANDARD

- + Television Size: 43-50" (110 cm-130 cm)
  - Not Included
- + Television Interface: TV Wall Mount
  - Not Included
- + Touch Screen Size: 22" (56 cm)
  - Not Included
- + Touch Screen Mount: Dynamic Arm
  - Included



### OPTIONAL

- + Secondary Site Television Size: 43-50" (110 cm-130 cm)
  - Not Included
  - Optional Dual Interface Bracket
- + Secondary Touch Screen Size 22" (56 cm)
  - Not Included
- + Touch Screen Size: 22" (56 cm)
  - Not Included
  - Optional Dynamic Arm



### CONFIGURABLE

- + Remove Mounting Mast
- + Wall Mount Any Size TV

## STATION CONTROLS



### PEDALS

- + Adjustment Range: 3" (7.5 cm)

### JOYSTICKS

- + Adjustment Range: 7" (17.5 cm)
- + ISO/SAE Pattern Configurable

### SEAT

- + Adjustment Range: 9" (23 cm)
- + Recline Adjustment Range: 35°
- + Lumbar Adjustments: Five Positions
- + Headrest: Adjustable
- + Seat Material: Cloth
- + Operator Presence Switch

### SWITCHES

- + Station Power
- + Park Lock
- + Implement Lock
- + Remote Shutdown Switch

### STORAGE

- + Mouse Pad Area
- + Keyboard Shelf
- + Two Cup Holders
- + Storage Tray
- + Cell Phone/Tablet Holder

# FULLY INTEGRATED REMOTE CONTROL SOLUTION



Cat Command Console and Cat Command Station controls are fully integrated with the machine's electronic and hydraulic systems.

- + Ground-level switch toggles between manual and remote operation.
- + Can be installed on many existing Cat dozers, excavators, and wheel loaders.


# COMMAND REMOTE CONTROL

## HOW IT WORKS

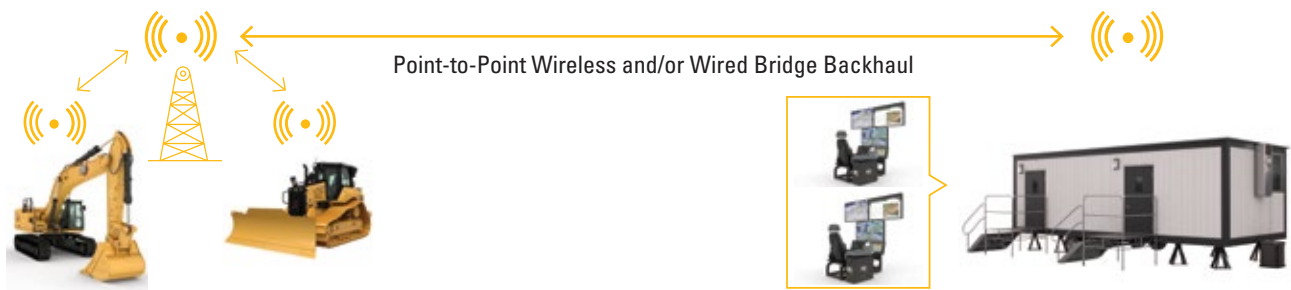
### LINE-OF-SIGHT




### POINT-TO-POINT COMMUNICATION



### SINGLE ACCESS POINT



### MULTIPLE ACCESS POINT/MACHINE ROAMING



## COMMAND STATION OPERATION IS INTUITIVE AND PRECISE

Operating from the Command Station is remarkably similar to running a machine from the cab. Multiple monitor views show everything the operator needs to see, including additional views that they can't get from the cab.

## SMOOTH BOOM, STICK, AND IMPLEMENT CONTROL

The control layout of the Command Station mirrors what operators will find in most Cat equipment. Controls are familiar and precise, reflecting what is happening on the machine in the field.



## REAL-TIME MACHINE STATUS INFORMATION

Along with the exterior camera views, the Command Station monitors provide essential machine status information in real time, such as fuel usage engine speed, travel mode and more, plus information from other Cat technologies such as Cat Grade.

**"WE HAD A VISION OF BEING ABLE TO MAKE A SAFER, MORE EFFICIENT, AND MORE COST-EFFECTIVE ENVIRONMENT."**

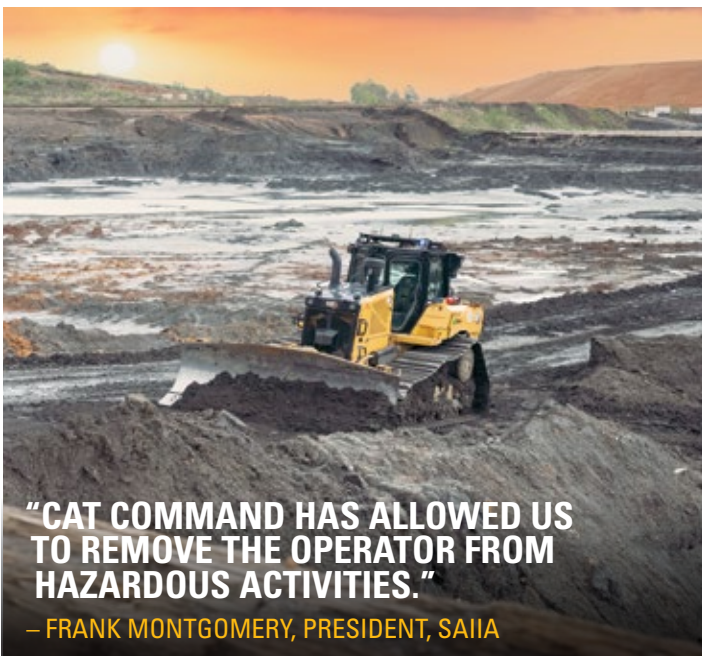
– JEFF MORTON, VICE PRESIDENT OF FINANCIAL PLANNING AND ANALYSIS, ASSOCIATED TERMINALS



## REMOTE CONTROL IN ACTION

**Associated Terminals, a cargo handling and logistics company with facilities along the Gulf Coast of Louisiana (USA), is using Cat Command Stations to run wheel loaders and excavators.**

Eliminating the need for people to work in potentially dangerous situations – such as running a machine in the cargo hold of a barge – operators now work from the company's headquarters. They can switch between multiple machines in different locations from the same Command Station, in some cases hundreds of miles apart.



**"CAT COMMAND HAS ALLOWED US TO REMOVE THE OPERATOR FROM HAZARDOUS ACTIVITIES."**

– FRANK MONTGOMERY, PRESIDENT, SAIIA

**SAIIA, an industrial/heavy civil contractor in northern Alabama (USA), is using three Cat Command Stations and a Command Console around an ash pond site. The materials around these ponds can be unpredictable, especially during rainy conditions.**

Operators control Cat excavators and dozers from inside a heated office trailer. Along with the comfortable work space, they appreciate not having to walk through muddy conditions or risk getting their vehicles stuck on the way to their machines.

# STANDARD & OPTIONAL EQUIPMENT

Standard and optional equipment may vary. Consult your Cat dealer for details.

## COMMAND STATION (NON-LINE OF SIGHT)

MACHINE BASE KIT	STANDARD	OPTIONAL
Mode Indicator Lights	●	
RC/Manual Mode Switch	●	
Electronic Control Modules, Harnesses, Brackets, Fuses, Relays	●	

MACHINE VISION AND COMMUNICATIONS	STANDARD	OPTIONAL
HD Cameras	●	
Microphone	●	
ECMs, Harnesses, Brackets	●	
Machine Radio Installation Kit	●	
Machine Radio, Antennas	○	

STATION DISPLAY SETUP	STANDARD	OPTIONAL
Machine Vision Television	○	
– Tilt Mount and Cables	○	
Operation Info Touch Screen	○	
– Dynamic Mount Arm	●	
– Cables	○	
Site Camera Television	○	
– Tilt Mount and Cables	○	
Secondary Touch Screen (Ex. Cat Payload)		○
– Dynamic Mount Arm		●
– Cables		○
Configurable 3rd Television		○
– 3rd Television Bracket		●
– Television Tilt Mount and Cables		○
Configurable	●	
– Remove Mounting Mast		
– Wall Mount Any Size TV		

STATION CONTROLS AND ERGONOMICS	STANDARD	OPTIONAL
Pedals	●	
– Adjustment Range: 3" (7.5 cm)	●	
Joysticks	●	
– Adjustment Range: 7" (17.5 cm)	●	
Seat	●	
– Adjustment Range: 9" (23 cm)	●	
– Recline Adjustment Range: 35°	●	
– 5 Lumbar Positions	●	
– Adjustable Headrest	●	
– Cloth Seat	●	
– Operator Presence Sensor	●	
Switches	●	
– Station Power Switch (Lockable)	●	
– Park Brake Switch	●	
– Implement Lock Switch	●	
– Fire Suppression Enable Switch	●	
– Remote Shutdown Switch	●	
Storage	●	
– Mouse Pad Area	●	
– Keyboard Shelf	●	
– Two Cup Holders	●	
– Storage Tray	●	
– Phone/Tablet Holder	●	

● – Caterpillar supplied equipment  
○ – Cat dealer or customer supplied equipment

(Continued on next page)

# STANDARD & OPTIONAL EQUIPMENT

Standard and optional equipment may vary. Consult your Cat dealer for details.

## COMMAND STATION (NON-LINE OF SIGHT)

STATION MODULAR STRUCTURE	STANDARD	OPTIONAL
Detachable Display Mounting Mast	●	
Two-Piece Rigid Frame	●	
Detachable Cat Electronics Enclosure	●	

STATION POWER AND CONNECTIVITY	STANDARD	OPTIONAL
Personal Computers	○	
– Personal Computer for Machine Vision and Interface	○	
– Personal Computer for Site Camera and Cat Productivity	○	
– Wireless Keyboard/Mouse	○	
AC-to-DC Power Supply (24VDC, 10A)	○	
AC Power Strip Extension	○	
Caterpillar Validated Ethernet Switch	○	
4 × Ethernet Cables	○	
2 × Power Cables	○	

SITE COMMUNICATIONS	STANDARD	OPTIONAL
Site Access Point – Manages wireless communication with the machine	○	
Site Backhaul – Manages communication between the Station and Access Point		○
Site Camera – Operator can monitor site-level hazards	○	

A-STOP	STANDARD	OPTIONAL
Handheld Transmitter		●
Machine Receiver		●
– Harness, Brackets, Hardware		●

## COMMAND CONSOLE (LINE OF SIGHT)

STATION CONTROLS AND ERGONOMICS	STANDARD	OPTIONAL
Mode Indicator Lights	●	
RC/Manual Mode Switch	●	
Electronic Control Modules, Harnesses, Brackets, Fuses, Relays	●	
Console Control	●	
– Batteries, Charger, Shoulder Harness, RFID Chip	●	
Machine Receiver	●	
– Harness, Brackets, Hardware	●	

● – Caterpillar supplied equipment  
○ – Cat dealer or customer supplied equipment

Cat Command availability may vary by region and model. Consult your Cat dealer for details.

For more complete information on Cat products, dealer services and industry solutions, visit us on the web at [www.cat.com](http://www.cat.com)

© 2022 Caterpillar. All Rights Reserved.

Materials and specifications are subject to change without notice. Featured machines in photos may include additional equipment. See your Cat dealer for available options.

CAT, CATERPILLAR, LET'S DO THE WORK, VisionLink, their respective logos, "Caterpillar Corporate Yellow," the "Power Edge" and Cat "Modern Hex" trade dress as well as corporate and product identity used herein, are trademarks of Caterpillar and may not be used without permission.

[www.cat.com](http://www.cat.com) [www.caterpillar.com](http://www.caterpillar.com)

PEHJ0740-03  
(N Am, S Am, Japan,  
Eur, Aus-NZ)

