



336/336 GC
LARGE HYDRAULIC EXCAVATOR
PARTS REFERENCE GUIDE
SERIAL NUMBER PREFIX: DKS, GDY, SP9, JFW

LET'S DO THE WORK.™




PROTECT YOUR INVESTMENT WITH GENUINE CAT® PARTS

Thank you for selecting the Cat® Large Hydraulic Excavators.

This guide is designed to provide you with a quick reference for the parts and part numbers you need to keep your Cat® large hydraulic excavator running at peak efficiency. Always read and understand the machine's Operation and Maintenance Manual prior to performing any type of maintenance.

MAINTENANCE

Proactive preventative maintenance extends the life of your machine and protects your investment. Only Caterpillar knows Cat equipment's filtration and lubrication requirements and offers parts kits to match your machine's maintenance cycles.



SCHEDULED MAINTENANCE PARTS	
	GREASES
	PLANNED MAINTENANCE

REPLACEMENT PARTS




Proper maintenance minimizes the need for repair and replacement. In the event that replacement parts are required for this product, Caterpillar recommends using original Caterpillar® replacement parts. Other parts may not meet certain original equipment specifications.

WEAR PARTS
GROUND ENGAGING TOOLS
REPAIR PARTS
CAB ACCESSORIES
MIRRORS AND CAMERAS
LIGHTS
FASTENER, O-RING, AND WASHER GENERAL USE KITS
BATTERIES
ACCESS DOORS
BUMPER
UNDERCARRIAGE
ENGINE COMPONENTS
PUMPS AND MOTORS
LINKAGE
LINKAGE PINS, BEARINGS, AND HARDWARE

GREASES 336 / 336 GC

Previous Cat Product Name	STANDARD MAINTENANCE GREASES			GREASES FOR UNIQUE APPLICATIONS AND ENVIRONMENTS		
	Cat Ultra5 Moly #1	Cat Ultra5 Moly #2	Cat Advanced 3 Moly	Cat Arctic Platinum	Cat Desert Gold	Cat Multipurpose
Current Cat Product Name	Cat Extreme Application Grease 1	Cat Extreme Application Grease 2	Cat Prime Application Grease	Cat Extreme Application Grease - Arctic	Cat Extreme Application Grease - Desert	Cat Utility Grease
Grade (NLGI)	1	2	2	0	2	2
Melting Point C° (F°)	260 (500)	260 (500)	260 (500)	230 (446)	280 (536)	260 (500)
Ambient Temperature C° (F°)	35 to +40 (-31 to +104)	-30 to +50 (-22 to +122)	-20 to +40 (-4 to +104)	35 to +40 (-31 to +104)	-30 to +50 (-22 to +122)	-20 to +1100 (-4 to +2012)
Base Oil Type	Mineral	Mineral	Mineral	Semi-Synthetic	Mineral	Mineral
Color	Dark Gray	Dark Gray	Dark Gray	Dark Grey	Dark Grey	Blue
Cartridge (390 g / 14 oz)	452-5996	452-6001	452-6006	508-2184	452-6016	452-6011
Plastic Pail (5 kg / 11 lb)	-	-	-	-	-	-
Plastic Pail (16 kg / 35 lb)	452-5999	452-6004	452-6009	508-2187	452-6019	452-6014
Keg (55 kg / 120 lb)	452-5998	452-6003	452-6008	508-2186	452-6018	452-6013
Drum (180 kg / 400 lb)	452-5997	452-6002	452-6007	508-2185	452-6017	452-6012
						

PLANNED MAINTENANCE

LARGE EXCAVATOR		Initial 500 hours						
		Engine		Final Drive	Swing Drive			
Sales Model	Serial Number Prefix	Filter Element	Oil Quantity - Gallon (Liter) DEO-ULSTM	Oil Quantity, Each - Gallon (Liter) TDTO	Oil Quantity - Gallon (Liter) TDTO			
336	DKS	500-0483	8.5 (32)	2.1 (8)	4.8 (18)			
	GDY							
	SP9							
336 GC	JFW	322-3155	6.6 (25)					
LARGE EXCAVATOR		Every 1,000 Hours						
		Engine	Swing Drive Oil	Fuel				
Sales Model	Serial Number Prefix	Filter Element	Oil Quantity - Gallon (Liter) DEO-ULSTM	Oil Quantity - Gallon (Liter) TDTO	Fuel/Water Separator Element	Secondary Element		
336	DKS	500-0483	8.5 (32)	4.8 (18)	523-4987	434-3928		
	GDY							
	SP9							
336GC	JFW	322-3155	6.6 (25)			509-5694		
LARGE EXCAVATOR		Every 2,000 Hours						
		Fuel Tank						
Sales Model	Serial Number Prefix	Fuel Tank Cap						
336	DKS	350-7735						
	GDY							
	SP9							
336GC	JFW							
LARGE EXCAVATOR		Every 3,000 Hours						
		Hydraulic System						
Sales Model	Serial Number Prefix	Hydraulic Return Filter						
336	DKS	590-9787						
	GDY10545-99999							
	GDY00001-GDY10544							
	SP9							
336 GC	JFW00001-JFW10264	491-5241						
	JFW10265-99999	590-9787						
LARGE EXCAVATOR		Every 5,000 Hours						
		Hydraulic Pump Coupling Oil	Diesel Exhaust Fluid (DEF) System					
Sales Model	Serial Number Prefix	Oil Quantity - Gallon (Liter) DEO or DEO-ULSTM 10W-30	DEF Injector	DEF Injector Gasket	DEF Pump Filter			
336	DKS	0.17 (0.65)	485-9751	418-2073	378-3187			
	GDY		Not Applicable					
	SP9							
336 GC	JFW							
LARGE EXCAVATOR		Every 6,000 Hours						
		Engine Coolant						
Sales Model	Serial Number Prefix	Cat® ELC Coolant Extender						
All	All	119-5152						
LARGE EXCAVATOR		Every 10,000 Hours*						
		Diesel Exhaust Fluid (DEF) System						
Sales Model	Serial Number Prefix	DEF Tank Filter	DEF Manifold Filter					
336	DKS	584-8137 (Standard) 584-8142 (High Debris)	506-5818					

*Not applicable to JFW, GDY, SP9 serial number prefix

PLANNED MAINTENANCE

LARGE EXCAVATOR		As-Needed and High Interval Parts						
		Engine Air		Cabin Air		Hydraulic System		Engine Crankcase
Sales Model	Serial Number Prefix	Primary Element	Secondary Element	Fresh Air Element	A/C Recirculating Air Filter	Oil Quantity - Gallons (Liter) HYDO Advanced	Tank Breather Element	Breather
336	DKS	496-9841	496-9842	580-5439	500-0957	42.5 (161)	522-1451	582-6323
	GDY							
	SP9							
336 GC	JFW	496-9845	496-9846					380-9615



GROUND ENGAGING TOOLS (GET)

China	Heavy Duty J Series			General Duty J Series*			CAT® Advansys™		
Description	J400	J460	J550	J400	J460	J550	Advansys 100	Advansys 110	Advansys 130
Penetration Plus	168-1409	159-0459	159-0559	389-5745	389-5747	-	505-4103	505-4113	381-4089
General Duty	7T-3402	9W-8452	9W-8552	-	-	-	505-4106	505-4116	381-4088
Heavy Duty	-	-	-	-	-	-	505-4002	505-4012	368-3791
Heavy Duty Long Life (ARM)	-	-	-	-	-	-	505-4003	505-4013	368-3857
Leveling Edge Conversion (LEC)	-	-	-	-	-	-	505-4005	-	-
Wide	107-3400	107-3450	107-3550	-	-	-	505-4100	505-4110	381-4091
Penetration	6Y-7409	9W-8459	9W-8559	-	-	-	505-4101	505-4111	381-4093
Penetration Long Life (ARM)	124-7409	116-7459	113-0559	-	-	-	505-4102	505-4112	368-3858
Spike	159-0400	159-0450	159-0550	-	-	-	505-4104	505-4114	381-4090
Double Spike	135-9408	138-6458	222-7553	-	-	-	505-4105	505-4115	381-4092
Long, Standard	-	-	-	449-2164	449-2167	539-5707	-	-	-
Long, Heavy	-	-	-	389-5744	389-5746	-	-	-	-
Rock Chisel	-	-	-	539-5651	539-5652	539-5706	-	-	-
Pin	116-7408	114-0468	107-3378	-	-	-	-	-	-
Retainer	116-7409	107-3469	107-8559	-	-	-	-	-	-
Retention Kit (Includes Pin and Retainer)	-	-	-	539-5746	539-5756	597-6190	-	-	-

*General Duty tips are for low impact applications only.

North America	Heavy Duty J Series			General Duty J Series*		K Series			CAT® Advansys™		
Description	J400	J460	J550	J400	J460	K100	K110	K130	Advansys 100	Advansys 110	Advansys 130
Penetration Plus	168-1409	159-0459	159-0559	389-5745	389-5747	475-5494	467-9823	467-9813	505-4103	505-4113	381-4089
General Purpose	7T-3402	9W-8452	9W-8552	-	-	475-5497	467-9824	470-7978	505-4106	505-4116	381-4088
Heavy Duty	-	-	-	-	-	-	467-9821	467-9815	505-4002	505-4012	368-3791
Heavy Duty Long Life (ARM)	-	-	-	-	-	-	472-7763	472-7765	505-4003	505-4013	368-3857
Leveling Edge Conversion (LEC)	-	-	-	-	-	-	-	-	505-4005	-	-
Wide	107-3400	107-3450	107-3550	-	-	475-5498	470-7986	470-7979	505-4100	505-4110	381-4091
Penetration	6Y-7409	9W-8459	9W-8559	-	-	475-5493	467-9822	470-7975	505-4101	505-4111	381-4093
Penetration Long Life (ARM)	124-7409	116-7459	113-0559	-	-	475-5502	472-7764	472-7766	505-4102	505-4112	368-3858
Spike	159-0400	159-0450	159-0550	-	-	475-5495	470-7972	470-7976	505-4104	505-4114	381-4090
Double Spike	135-9408	138-6458	222-7553	-	-	475-5496	470-7973	470-7977	505-4105	505-4115	381-4092
Long	-	-	-	449-2164	449-2167	-	-	-	-	-	-
Long, Heavy	-	-	-	389-5744	389-5746	-	-	-	-	-	-
Rock Chisel	-	-	-	-	-	-	-	-	-	-	-
Pin	116-7408	114-0468	107-3378	116-7408	114-0468	-	-	-	-	-	-
Retainer	116-7409	107-3469	107-8559	116-7409	107-3469	220-9090	286-2110	220-9130	-	-	-
Slag Retainer	-	-	-	-	-	-	309-1119	2322139	-	-	-

*General Duty tips are for low impact applications only.

South America	Heavy Duty J Series			General Duty J Series*			K Series			CAT® Advansys™		
Description	J400	J460	J550	J400	J460	J550	K100	K110	K130	Advansys 100	Advansys 110	Advansys 130
Penetration Plus	168-1409	159-0459	159-0559	389-5745	389-5747	-	475-5494	467-9823	467-9813	505-4103	505-4113	381-4089
General Duty	7T-3402	9W-8452	9W-8552	-	-	-	475-5497	467-9824	470-7978	505-4106	505-4116	381-4088
Heavy Duty	-	-	-	-	-	-	475-5492	467-9821	467-9815	505-4002	505-4012	368-3791
Heavy Duty Long Life (ARM)	-	-	-	-	-	-	475-5501	472-7763	472-7765	505-4003	505-4013	368-3857
Leveling Edge Conversion (LEC)	-	-	-	-	-	-	475-5503	-	-	505-4005	-	-
Wide	107-3400	107-3450	107-3550	-	-	-	475-5498	470-7986	470-7979	505-4100	505-4110	381-4091
Penetration	6Y-7409	9W-8459	9W-8559	-	-	-	475-5493	467-9822	470-7975	505-4101	505-4111	381-4093
Penetration Long Life (ARM)	124-7409	116-7459	113-0559	-	-	-	475-5502	472-7764	472-7766	505-4102	505-4112	368-3858
Spike	159-0400	159-0450	159-0550	-	-	-	475-5495	470-7972	470-7976	505-4104	505-4114	381-4090
Double Spike	135-9408	138-6458	222-7553	-	-	-	475-5496	470-7973	470-7977	505-4105	505-4115	381-4092
Long, Standard	-	-	-	449-2164	449-2167	597-6192**	-	-	-	-	-	-
Long, Heavy	-	-	-	389-5744	389-5746	-	-	-	-	-	-	-
Rock Chisel	-	-	-	539-5748**	539-5758**	597-6191**	-	-	-	-	-	-
Pin	116-7408	114-0468	107-3378	116-7408	114-0468	-	-	-	-	-	-	-
Retainer	116-7409	107-3469	107-8559	116-7409	107-3469	-	220-9090	286-2110	220-9130	-	-	-
Slag Retainer	-	-	-	-	-	-	-	309-1119	2322139	-	-	-

* General Duty tips are for low impact applications only.

** Pins and Retainers included in these serviceable Tip Kits.

CAB ACCESSORIES

Sales Model	Serial Number Prefix	Description	Part Number
336	DKS, GDY, SP9	Cab Door	553-9987
		Handrail, Platform	538-8843
		Cab Windows (Rear and Sides)	477-7564
		Cab Windows (Front Upper and Front Lower)	477-7563
		Cab Window (Front Upper, Tempered)	553-9988
		Cab Window (Front Upper, Laminated)	562-5655
		Cab Sun Screen (Overhead)	487-6672
		Cab Sun Screen (Rear Window)	488-6450
	DKS, SP9	Cab Roof Hatch	487-6639
	GDY		528-3289
	DKS, GDY, SP9	Window Wiper (Upper)	486-5407
		Window Wiper (Lower)	526-8598
	DKS	Window Wiper (Front, Parallel)	486-5410
	DKS, GDY, SP9	Falling Objects Guard (Overhead and Front)	486-5378
		Horn, Electric (High and Low Tones)	490-2682
		Handrail	498-7499
	DKS	Handrail, Platform	510-3132
		Step	350-6344
	DKS, GDY, SP9	Visor	541-3433
		Seat Belt	526-8600
		Seat Armrests (Right and Left)	487-6659
		Air Conditioner and Mount	488-6600
		Cabin Air Duct (Upper)	487-7003
		Cabin Air Duct (Side)	487-6665
		Cup Holder	488-6534
		Floor Mats	484-8025
		Dome Light, Cab Interior	431-9515
		Foot Light, Cab Interior	528-0022

Sales Model	Serial Number Prefix	Description	Part Number
336 GC	JFW	Cab Door	553-9987
		Cab Windows (Door)	538-8843
		Cab Windows (Rear and Sides)	477-7564
		Cab Windows (Front Upper and Front Lower)	477-7563
		Cab Window (Front Upper, Tempered)	553-9988
		Cab Window (Front Upper, Laminated)	562-5655
		Cab Sun Screen (Overhead)	487-6672
		Cab Sun Screen (Rear Window)	488-6450
		Cab Roof Hatch Kit	528-3289
		Window Wiper (Upper)	486-5407
		Window Wiper (Lower)	526-8598
		Falling Objects Guard (Overhead and Front)	486-5378
		Horn, Electric (High and Low Tones)	490-2682
		Handrail	498-7499
		Handrail, Platform	510-3132
		Step	350-6344
		Seat Belt	526-8600
		Seat Armrests (Right and Left)	487-6658
		Air Conditioner and Mount	488-6600
		Cabin Air Duct (Upper)	487-7003
Cabin Air Duct (Side)	487-6665		
Cup Holder	488-6534		
Floor Mats	484-8025		
Foot Lighting, Cab Interior	528-0022		



MIRRORS AND CAMERAS

Sales Model	Serial Number Prefix	Description	Part Number
336	DKS, GDY, SP9	Mirror (Rear View)	327-6552
		Mirror (Side View)	548-0293
		Camera and Mirror (Rear View)	512-1338
		Camera and Mounting (Right Side)	502-7217
		Camera and Mounting (Left Side)	502-7218
		Camera and Mounting (Front)	502-7174
		Camera, Mounting and Guard for FOGs (Front)	554-3616
	DKS, GDY	Grade Control Monitor and Mounting	593-8077
		Grade Control Monitor Wiring	511-9452
336 GC	JFW	Mirror (Rear View)	327-6552
		Mirror (Side View)	548-0293
		Camera and Mirror (Rear View)	512-1338
		Camera and Mounting (Right)	502-7217

LIGHTS

Sales Model	Serial Number Prefix	Description	Part Number	
336	DKS, GDY, SP9	LED Flood Lighting, Cab	524-8314	
		LED Flood Lighting, Cab (for FOGs)	577-3857	
		Flood Lighting, Cab	554-3615	
		Flood Lighting, Cab	555-9458	
		Flood Lighting, Cab (Right and Left with Visor)	577-8973	
		Flood Lighting, Mass Boom (Right)	577-6896	
		Flood Lighting, Mass Boom (Left)	502-7187	
		Flood Lighting, Reach Boom (Right)	577-6895	
		Flood Lighting, Reach Boom (Left)	502-7186	
		Flood Light, Chassis (Side)	577-6874	
		Flood Light, Chassis (Front)	511-0961	
		DKS, GDY	Flood Lights, Rear Work	592-1071
			Flood Lights, Rear Work	578-1238
	336 GC	JFW	LED Flood Lighting, Cab	524-8314
			LED Flood Lighting, Cab (for FOGs)	577-3857
Flood Lighting, Cab			554-3615	
Flood Lighting, Mass Boom (Right)			577-6896	
Flood Lighting, Reach Boom (Right)			577-6895	
Flood Lighting, Reach Boom (Left)			502-7186	
Flood Light, Chassis (Side)			577-6874	
Flood Light, Chassis (Front)			511-0961	
Flood Lights, Rear Work	577-6554			

FASTENER, O-RING AND WASHER GENERAL USE KIT

Sales Model	Serial Number Prefix	Description	Part Number
All	All	Fastener Kit	178-2211
		Washer Kit	606-0849
		O-Ring Kit	603-3605

BATTERIES

Sales Model	Serial Number Prefix	Description	Part Number	Quantity
336	DKS, GDY, SP9	Standard	263-9574	2
336 GC	JFW			
336	DKS, GDY, SP9	Premium, Maintenance-Free	9X-3404	2
336 GC	JFW			

ACCESS DOORS

Sales Model	Serial Number Prefix	Description	Part Number
ALL	ALL	Engine Hood	548-0331
		Pump Compartment	547-4745
		Air Cleaner and Battery	548-8355
		Radiator	548-0199

BUMPERS

Sales Model	Serial Number Prefix	Description	Part Number
ALL	ALL	Engine Hood	548-0331
		Pump Compartment	547-4745
		Air Cleaner and Battery	548-8355
		Radiator	548-0199
Sales Model	Serial Number Prefix	Description	Part Number
ALL	ALL	Front Bumper	487-6760

UNDERCARRIAGE

Sales Model	Serial Number Prefix	Rollers	Sprockets	Steel Track Assembly	Steel Track Shoe
336	DKS (North America Models)	300-4545 Track Carrier 428-8691 Single Flange	6Y-5685	524-3171 600mm, Triple Grouser Greased Lubricated Track	524-3181 (Link Assembly) 524-3186 (Shoe) 301-2299 (Bolt) 150-4742 (Nut)
				524-3169 600mm, Triple Grouser Greased Lubricated Track Heavy-Duty	524-3181 (Link Assembly) 524-3184 (Shoe) 301-2299 (Bolt) 150-4742 (Nut)
		300-4545 Track Carrier 487-8695 Single Flange		524-3173 700mm, Triple Grouser Greased Lubricated Track	524-3181 (Link Assembly) 524-3188 (Shoe) 301-2299 (Bolt) 150-4742 (Nut)
				524-3175 850mm, Triple Grouser Greased Lubricated Track	524-3181 (Link Assembly) 524-3183 (Shoe) 301-2299 (Bolt) 150-4742 (Nut)
	GDY (China Models)	300-4545 Track Carrier 487-8695 Single Flange		556-7263 600mm, Triple Grouser Greased Lubricated Track	524-3181 (Link Assembly) 556-7262 (Shoe) 301-2299 (Bolt) 150-4742 (Nut)
				524-3169 600mm, Triple Grouser Greased Lubricated Track Heavy-Duty	524-3181 (Link Assembly) 524-3184 (Shoe) 301-2299 (Bolt) 150-4742 (Nut)
				524-3169 600mm, Triple Grouser Greased Lubricated Track Heavy-Duty	524-3181 (Link Assembly) 524-3184 (Shoe) 301-2299 (Bolt) 150-4742 (Nut)
	SP9 (South America Models)	300-4545 Track carrier 491-3844 Single Flange		524-3170 600mm, Triple Grouser Greased Lubricated Track Heavy-Duty	524-3181 (Link Assembly) 524-3185 (Shoe) 301-2299 (Bolt) 150-4742 (Nut)
				524-3171 600mm, Triple Grouser Greased Lubricated Track	524-3181 (Link Assembly) 524-3186 (Shoe) 301-2299 (Bolt) 150-4742 (Nut)
		300-4545 Track Carrier 487-8695 Single Flange		524-3173 700mm, Triple Grouser Greased Lubricated Track	524-3181 (Link Assembly) 524-3188 (Shoe) 301-2299 (Bolt) 150-4742 (Nut)
300-4545 Track Carrier 491-3844 Single Flange	556-7263 600mm, Triple Grouser Greased Lubricated Track		524-3181 (Link Assembly) 556-7262 (Shoe) 301-2299 (Bolt) 150-4742 (Nut)		
	JFW (China Models)	300-4545 Track Carrier 491-3844 Single Flange	524-3169 600mm, Triple Grouser Greased Lubricated Track Heavy-Duty	524-3181 (Link Assembly) 524-3184 (Shoe) 301-2299 (Bolt) 150-4742 (Nut)	

PUMPS AND MOTORS


Sales Model	Serial Number Prefix	Main Pump (includes Head Pumps)		Head Pumps		Swing Motor			Travel Motor		
		New	Quantity	New	Quantity	New	Reman	Quantity	New	Reman	Quantity
336	SP9	568-3007	1	551-1135 (driven) 551-1136 (drive)	1 each	560-4745	20R-9953	1	591-8316	11R-1021	1
	1 each				1						
	1 each				1						
336 GC	JFW	568-3006	1		1 each						1



ENGINE COMPONENTS

Sales Model	Serial Number Prefix	Starter		Alternator			Water Pump		Fuel Injector Pump			Turbocharger		Fuel injector		
		New	Quantity	New	Reman	Quantity	New	Quantity	New	Reman	Quantity	New	Quantity	New	Reman	Quantity
336	SP9	349-6554	1	344-5081	20R-0958	1	557-9567	1	490-5709	20R-9482	1	575-9942	1	510-1695	20R-9485	6
	GDY	349-6555	1									528-1450	1			
	DKS	349-6554	1									528-1451	1			
336 GC	JFW	488-2807	1				485-4895	1	375-2647	20R-4562	1	435-4500	1	396-9626	20R-4561	6

LINKAGE PINS



LINKAGE PINS

Sales Model	Serial Number Prefix	Configuration			PT1	PT2	PT3	PT4	PT5	PT6	PT7	PT8	PT9	PT10	PT12
		Linkage Type	Boom Type	Stick Type	Boom Foot	Boom Cylinder Rod End	Stick Cylinder Head End	Boom Nose or Stick Pivot	Stick Cylinder Rod End	Bucket Cylinder Head End	Idler Link Stick End	Stick Nose	Bucket Cylinder Rod End	Power Link Bucket End	Boom Cylinder Head End
336	GDY	TB Family	Long	Reach	324-0941 Pin	192-8321 Pin	504-7576 Pin	596-3892 Pin	113-2963 Pin	51-3299 Pin	510-2276 Pin	235-7636 Pin	510-2278 Pin	235-7642 Pin	117-5435 Pin (Quantity 2)
		DB Family	Short	Mass				566-5370 Pin	148-3386 Pin	148-3386 Pin	504-2109 Pin	251-2552 Pin	504-2110 Pin	251-2558 Pin	
	DKS	DB	Long Reach	Reach				596-3892 Pin	113-2963 Pin	51-3299 Pin	504-2113 Pin	371-5555 Pin	504-2114 Pin	371-5557 Pin	
		TB	Mass	Mass				566-5370 Pin	148-3386 Pin	148-3386 Pin	510-2276 Pin	235-7636 Pin	510-2278 Pin	235-7642 Pin	
	SP9	DB Family	Grade Control, Heavy Duty	DB Family				596-3892 Pin	113-2963 Pin	51-3299 Pin	504-2109 Pin	251-2552 Pin	504-2110 Pin	251-2558 Pin	
		TB Family	Mass	Mass, TB Family				566-5370 Pin	148-3386 Pin	148-3386 Pin	510-2276 Pin	251-2552 Pin	504-2110 Pin	251-2558 Pin	
336 GC	JFW	TB Family	Long	Mass	324-0941 Pin	192-8321 Pin	504-7576 Pin	596-3892 Pin	148-3386 Pin	148-3386 Pin	235-7628 Pin	235-7636 Pin	235-7639 Pin	235-7642 Pin	
		TB Family Without Lifting Eye	Grade Control	Reach				566-5370 Pin			510-2276 Pin		510-2278 Pin		
		DB Family	Long	Reach				596-3892 Pin	113-2963 Pin	51-3299 Pin	189-3922 Pin		251-2552 Pin		251-2557 Pin

BUSHINGS

BUSHINGS																		
Sales Model	Serial Number Prefix	Configuration			PT1	PT2	PT3	PT4	PT5	PT6	PT7	PT8	PT9	PT10	PT12			
		Linkage Type	Boom Type	Stick Type												Boom Foot	Boom Cylinder Rod End	Stick Cylinder Head End
336	GDY	TB Family	Long	Reach	504-7628 Bushing (Quantity 2)	504-7629 Bushing (Quantity 2)	504-7630 Bushing	504-7628 Bushing (Quantity 2)	504-7630 Bushing	504-7638 Bushing	462-2005 Bushing (Quantity 2)	517-5959 Bushing (Quantity 2)	462-2008 Bushing (Quantity 3)	462-2006 Bushing (Quantity 2)	504-7634 Bushing (Quantity 2)			
		DB Family	Short	Mass						517-5957 Bushing Sleeve	504-7632 Bushing (Quantity 2)	504-7633 Bushing (Quantity 2)	504-7634 Bushing (Quantity 2) 504-7633 Bushing	489-3008 Bushing (Quantity 2)				
	DKS	DB Family	Long Reach	Reach					504-7630 Bushing (Quantity 2)	504-7630 Bushing (Quantity 2)	504-7638 Bushing (Quantity 2)	462-2005 Bushing (Quantity 2)	517-5959 Bushing (Quantity 2)	462-2008 Bushing (Quantity 3)		462-2006 Bushing (Quantity 2)	348-0787 Bushing (Quantity 2) 504-7633 Bushing	228-5615 Bushing (Quantity 2)
		TB Family	Mass	Mass					504-7630 Bushing (Quantity 2)	504-7638 Bushing (Quantity 2)	504-7632 Bushing (Quantity 2)	504-7633 Bushing (Quantity 2)	504-7634 Bushing (Quantity 2) 504-7633 Bushing (Quantity 2)	489-3008 Bushing (Quantity 2)				
	SP9	DB Family	Grade Control, Heavy Duty	DB Family					504-7630 Bushing	517-5957 Bushing (Quantity 2)	462-2005 Bushing (Quantity 2)	517-5959 Bushing (Quantity 2)	462-2008 Bushing (Quantity 3)	462-2006 Bushing (Quantity 2)				
		TB Family	Mass	Mass, TB Family					517-5957 Bushing Sleeve									
336 GC	JFW	TB Family	Long	Mass	504-7630 Bushing	504-7630 Bushing	504-7630 Bushing	192-8321 Pin	504-7638 Bushing	462-2005 Bushing (Quantity 2)	517-5959 Bushing (Quantity 2)	462-2008 Bushing (Quantity 3)	462-2006 Bushing (Quantity 2)					
		TB Family Without Lifting Eye	Grade Control	Reach				504-7630 Bushing						504-7632 Bushing (Quantity 2)	504-7633 Bushing (Quantity 2)	504-7634 Bushing (Quantity 2) 504-7633 Bushing	489-3008 Bushing (Quantity 2)	
		DB Family	Long	Reach				504-7630 Bushing	504-7632 Bushing (Quantity 2)	504-7633 Bushing (Quantity 2)	504-7634 Bushing (Quantity 2) 504-7633 Bushing	489-3008 Bushing (Quantity 2)						

GREASE FITTINGS AND SEALS

GREASE FITTINGS AND SEALS															
Sales Model	Serial Number Prefix	Configuration			PT1	PT2	PT3	PT4	PT5	PT6	PT7	PT8	PT9	PT10	PT12
		Linkage Type	Boom Type	Stick Type											
336	GDY	TB Family	Long	Reach	166-1498 Seal (Quantity 2)	166-1497 Seal (Quantity 4)	166-1495 Seal (Quantity 2)	166-1498 Seal (Quantity 2)	166-1495 Seal (Quantity 2)	166-1494 Seal (Quantity 2)	166-1494 Seal (Quantity 2) 5B-0651 Grease Fitting	166-1497 Seal (Quantity 2) 367-8470 O-Ring (Quantity 2)	166-1496 Seal (Quantity 6)	166-1496 Seal (Quantity 2) 367-8468 O-Ring (Quantity 2)	166-1496 Seal (Quantity 4)
		DB Family	Short	Mass						166-1495 Seal (Quantity 2)	235-7679 Seal (Quantity 2)	166-1496 Seal (Quantity 2) 367-8469 O-Ring (Quantity 2)		166-1495 Seal (Quantity 2) 367-8468 O-Ring (Quantity 2)	
	DKS	DB	Long Reach	Reach						166-1494 Seal (Quantity 2)	3B-8489 Grease Fitting	166-1496 Seal (Quantity 2) 367-8469 O-Ring (Quantity 2)		166-1496 Seal (Quantity 2) 367-8468 O-Ring (Quantity 2)	
		TB	Mass	Mass						166-1495 Seal (Quantity 2)	166-1494 Seal (Quantity 2) 5B-0651 Grease Fitting	166-1497 Seal (Quantity 2) 367-8470 O-Ring (Quantity 2)		166-1496 Seal (Quantity 2) 367-8468 O-Ring (Quantity 2)	
	SP9	DB Family	Grade Control, Heavy Duty	DB Family						166-1494 Seal (Quantity 2)	235-7679 Seal (Quantity 2) 3B-8489 Grease Fitting	166-1496 Seal (Quantity 2) 367-8469 O-Ring (Quantity 2)		166-1495 Seal (Quantity 2) 367-8468 O-Ring (Quantity 2)	
		TB Family	Mass	Mass, TB Family						166-1495 Seal (Quantity 2)	166-1494 Seal (Quantity 2) 5B-0651 Grease Fitting	166-1497 Seal (Quantity 2) 367-8470 O-Ring (Quantity 2)		166-1496 Seal (Quantity 2) 367-8468 O-Ring (Quantity 2)	
336 GC	JFW	TB Family	Long	Mass	166-1498 Seal (Quantity 2)	166-1497 Seal (Quantity 4)	166-1495 Seal (Quantity 2)	166-1498 Seal (Quantity 2)	192-8321 Pin	166-1494 Seal (Quantity 2)	166-1494 Seal (Quantity 2) 5B-0651 Grease Fitting	166-1497 Seal (Quantity 2) 367-8470 O-Ring (Quantity 2)	166-1496 Seal (Quantity 2) 367-8468 O-Ring (Quantity 2)		
		TB Family Without Lifting Eye	Grade Control	Reach					166-1494 Seal (Quantity 2)		235-7679 Seal (Quantity 2) 5B-0651 Grease Fitting	166-1496 Seal (Quantity 4) 367-8469 O-Ring (Quantity 2)		166-1495 Seal (Quantity 2) 367-8468 O-Ring (Quantity 2)	
		DB Family	Long	Reach					166-1495 Seal (Quantity 2)	235-7679 Seal (Quantity 2) 5B-0651 Grease Fitting	166-1496 Seal (Quantity 4) 367-8469 O-Ring (Quantity 2)	166-1495 Seal (Quantity 2) 367-8468 O-Ring (Quantity 2)			

RETENTION HARDWARE

RETENTION HARDWARE																				
Sales Model	Serial Number Prefix	Configuration			PT1	PT2	PT3	PT4	PT5	PT6	PT7	PT8	PT9	PT10	PT12					
		Linkage Type	Boom Type	Stick Type	Boom Foot	Boom Cylinder Rod End	Stick Cylinder Head End	Boom Nose or Stick Pivot	Stick Cylinder Rod End	Bucket Cylinder Head End	Idler Link Stick End	Stick Nose	Bucket Cylinder Rod End	Power Link Bucket End	Boom Cylinder Head End					
336	GDY	TB Family	Long	Reach	324-0938 Plate 447-1709 Bolt (Quantity 2) 451-2175 Washer (Quantity 2) 436-0262 Shim (Quantity 2) 212-2841 Shim (Quantity 2)	591-3501 Spacer (Quantity 2) 41-5005 Plate (Quantity 2) 451-2180 Bolt (Quantity 6) 451-2175 Washer (Quantity 6) 166-1489 Shim (Quantity 2)	093-0366 Spacer 093-0349 Washer 453-2844 Bolt 451-2176 Washer 166-1489 Shim	571-3444 Plate 447-1709 Bolt (Quantity 2) 451-2175 Washer (Quantity 2) 147-3957 Shim 166-1490 Shim (Quantity 2) 093-0074 Shim	093-0366 Spacer 453-2844 Bolt 451-2176 Washer 093-0349 Washer 166-1487 Shim (Quantity 2)	093-0363 Spacer 453-2844 Bolt 451-2176 Washer 093-0349 Washer	490-1046 Plate 447-1707 Bolt (Quantity 3) 453-5032 Washer (Quantity 3) 510-2280 Spacer	453-2854 Bolt 451-2177 Washer	490-1047 Plate 447-1707 Bolt (Quantity 3) 453-5032 Washer (Quantity 3) 510-2281 Spacer	453-2854 Bolt 451-2177 Washer 201-2771 Washer	453-2844 Bolt (Quantity 2) 451-2176 Washer (Quantity 2) 096-6467 Washer (Quantity 2) 093-0364 Spacer (Quantity 2) 166-1488 Shim (Quantity 4) 093-0090 Shim (Quantity 4) 133-2427 Shim (Quantity 2)					
		DB Family	Short	Mass						093-0366 Spacer 453-2844 Bolt 451-2176 Washer 093-0349 Washer 201-3003 Spacer (Quantity 2)	186-5649 Bolt 451-2184 Nut (Quantity 2)		201-2836 Bolt 451-2185 Nut (Quantity 2) 166-1488 Shim (Quantity 2)	453-2845 Bolt 451-2176 Washer 093-0349 Washer						
	DKS	DB	Long Reach	Reach			093-0363 Spacer 453-2844 Bolt 451-2176 Washer 093-0349 Washer			186-5649 Bolt 451-2184 Nut (Quantity 2) 504-2111 Spacer	166-1488 Shim (Quantity 2) 201-2836 Bolt 451-2185 Nut (Quantity 2) 504-2112 Spacer		093-0349 Washer 451-2176 Washer 453-2845 Bolt							
		TB	Mass	Mass			093-0366 Spacer 453-2844 Bolt 451-2176 Washer 093-0349 Washer 201-2003 Spacer (Quantity 2)			490-1046 Plate 447-1707 Bolt (Quantity 3) 453-5032 Washer (Quantity 3) 510-2280 Spacer	490-1047 Plate 447-1707 Bolt (Quantity 3) 453-5032 Washer (Quantity 3) 510-2281 Spacer		453-2854 Bolt 451-2177 Washer 201-2771 Washer							
	SP9	DB Family	Grade Control, Heavy Duty	DB Family			093-0363 Spacer 453-2844 Bolt 451-2176 Washer			186-5649 Bolt 451-2184 Nut (Quantity 2) 504-2111 Spacer	166-1488 Shim (Quantity 2) 201-2836 Bolt 451-2185 Nut (Quantity 2) 504-2112 Spacer		093-0349 Washer 451-2176 Washer 453-2845 Bolt							
		TB Family	Mass	Mass, TB Family			093-0366 Spacer 453-2844 Bolt 451-2176 Washer 093-0349 Washer 201-2003 Spacer (Quantity 2)			490-1046 Plate 447-1707 Bolt (Quantity 3) 453-5032 Washer (Quantity 3) 510-2280 Spacer	490-1047 Plate 447-1707 Bolt (Quantity 3) 453-5032 Washer (Quantity 3) 510-2281 Spacer		453-2854 Bolt 451-2177 Washer 201-2771 Washer							
	336 GC	JFW	TB Family	Long			Mass			093-0366 Spacer 093-0349 Washer 453-2844 Bolt 451-2176 Washer 166-1489 Shim	324-0938 Plate 447-1709 Bolt (Quantity 2) 451-2175 Washer (Quantity 2) 147-3957 Shim 166-1490 Shim (Quantity 2) 093-0074 Shim		093-0363 Spacer 453-2844 Bolt 451-2176 Washer 093-0349 Washer	093-0363 Spacer 453-2844 Bolt 451-2176 Washer 093-0349 Washer		490-1046 Plate 447-1707 Bolt (Quantity 3) 453-5032 Washer (Quantity 3)	490-1046 Plate 447-1407 Bolt (Quantity 3) 453-5032 Washer (Quantity 3)	453-2854 Bolt 451-2177 Washer 201-2771 Washer	490-1047 Plate 447-1707 Bolt (Quantity 3) 453-5032 Washer (Quantity 3)	453-2845 Bolt 451-2176 Washer 093-0349 Washer
			TB Family Without Lifting Eye	Grade Control			Reach							093-0363 Spacer 453-2844 Bolt 451-2176 Washer 093-0349 Washer		186-5649 Bolt 451-2184 Nut (Quantity 2)			201-2836 Bolt 451-2185 Nut (Quantity 2) 166-1488 Shim (Quantity 2)	
DB Family			Long	Reach																



Cat Filters Provide Longer Injector Life

Chances are, you don't skip oil changes or regular maintenance on the family car. So why skip planned maintenance on your Cat equipment? Cat fuel filters outperform the competition, with up to 45% longer injector life and up to 80% decreased cost per hour.*



Productivity and Hydraulics Go Hand In Hand

If your hydraulic system isn't performing at peak efficiency, it's robbing your machine of performance. Efficiency losses usually occur slowly. These losses can also increase your fuel consumption and operating costs.



Need help?

Your local Cat dealer can provide:

- Technical Support
- Customer Value Agreements
- Oil sample analysis
- Parts needed and equipment fit
- Repair financing
- Rental Services

Find your local dealer at www.cat.com today.



LET'S DO THE WORK.™



To buy Cat parts online, visit Parts.cat.com.

PEDJ0122
(Global)

© 2022 Caterpillar. All Rights Reserved. CAT, CATERPILLAR, LET'S DO THE WORK, their respective logos, "Caterpillar Corporate Corporate Yellow", the "Power Edge" and Cat "Modern Hex" trade dress as well as corporate and product identity used herein, are trademarks of Caterpillar and may not be used without permission.

