



966 GC WHEEL LOADER PARTS REFERENCE GUIDE

LET'S DO THE WORK.™



PROTECT YOUR INVESTMENT WITH GENUINE CAT® PARTS


Thank you for selecting the Cat® 966 GC wheel loader.

This guide is designed to provide you with a quick reference for the parts and part numbers you need to keep your Cat 966 GC wheel loader running at peak efficiency.

MAINTENANCE

Proactive preventative maintenance extends the life of your machine and protects your investment. Only Caterpillar knows Cat equipment's filtration and lubrication requirements and offers parts kits to match your machine's maintenance cycles.

SCHEDULED MAINTENANCE PARTS

	GREASES
	PLANNED MAINTENANCE KITS


REPLACEMENT PARTS

Proper maintenance minimizes the need for repair and replacement. In the event that replacement parts are required, the use of genuine Cat parts helps maximize machine performance and maintains high resale value.


WEAR PARTS

	COMMON GROUND ENGAGING TOOLS
--	-------------------------------------

COMMON REPAIR PARTS

	CAB RELATED
	MIRRORS AND LIGHTS
	OTHER MISCELLANEOUS

OCCASIONAL REPAIR PARTS

	ENGINE AND ENGINE RELATED COMPONENTS
	MAJOR COMPONENTS

GREASES 966 GC

Previous Cat Product Name	STANDARD MAINTENANCE GREASES			GREASES FOR UNIQUE APPLICATIONS AND ENVIRONMENTS		
	Cat Ultra5 Moly #5	Cat Ultra5 Moly #5	Cat Advanced 3 Moly #3	Cat Arctic Platinum	Cat Desert Gold	Cat Multipurpose
Current Cat Product Name	Cat Extreme Application Grease 1	Cat Extreme Application Grease 2	Cat Prime Application Grease	Cat Extreme Application Grease – Arctic	Cat Extreme Application Grease – Desert	Cat Utility Grease
Grade (NLGI)	1	2	2	0	2	2
Melting point (deg C)	260	260	260	230	280	260
Ambient Temperature (deg C)	-35 to +40	-30 to +50	-20 to +40	-50 to +20	-20 to +60	-30 to +40
Base Oil Type	Mineral	Mineral	Mineral	Semi-Synthetic	Mineral	Mineral
Color	Dark Gray	Dark Gray	Dark Gray	Dark Gray	Dark Gray	Blue
Cartridge (390 g / 14 oz)	452-5996	452-6001	452-6006	508-2184	452-6016	452-6011
Plastic Pail (5 kg / 11 lb)	–	–	–	–	–	–
Plastic Pail (16 kg / 35 lb)	452-5999	452-6004	452-6009	508-2187	452-6019	452-6014
Keg (55 kg / 120 lb)	452-5998	452-6003	452-6008	508-2186	452-6018	452-6013
Drum (180 kg / 400 lb)	452-5997	452-6002	452-6007	508-2185	452-6017	452-6012



PLANNED MAINTENANCE KITS – SGW

Wheel Loader		Initial 250 Hours		Every 500 Hours				Every 1,000 Hours	
		Transmission Oil Filter	Engine Oil/Filter Change		Primary Fuel Filter	Secondary Fuel Filter	Transmission Oil Filter	Hydraulic System	Transmission Oil
Sales Model	Serial Number	Filter Element	Filter Element	Oil Qty (L) DEO-ULS™	Water Separator	Filter Element	Filter Element	Filter Element	Oil Qty (L)
966 GC	SGW	328-3655 (UHE 338-3540)	500-0483	25	500-0481	500-0480 (Qty 2)	328-3655 (UHE 338-3540)	126-1818	50

Wheel Loader		Every 2,000 Hours				Every 3,000 Hours			
		Fuel Tank Cap	Hydraulic Tank	Front Differential Oil Change		Rear Differential Oil Change		Hydraulic System	
Sales Model	Serial Number	Filter Element	Breather Element	Oil Qty (L) TDTO	Additive	Oil Qty (L) TDTO	Additive	Oil Qty (L) TDTO	
966 GC	SGW	350-7735	312-2684	57	1U-9891 (1 per differential)	57	1U-9891	206	

Wheel Loader		Every 5,000 Hours	Every 6,000 Hours		Every 12,000 Hours					
		Refrigerant Dryer	Cat ELC® Extender	Cat ELC® Extender	Cat ELC® Premix		Cat ELC® Extender		Cooling Conditioner	
Sales Model	Serial Number		0.9 Liter	3.8 Liters	5 Liters	20 Liters	210 Liters	0.9 Liters	3.8 Liters	74 ml
966 GC	SGW	450-6492	119-5152	210-0786	205-6611	205-6612	205-6613	119-5152	210-1786	369-0805

Up to 12,000 hours (or 6 years) drain interval with an addition of Cat extender at 6,000 hours and yearly S•O•SSM coolant sampling analysis.

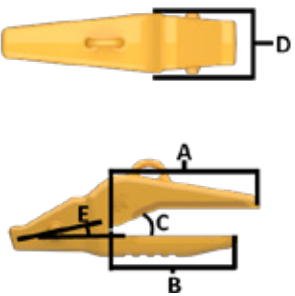
Wheel Loader		When Required											
		Engine Air Filter	Engine Air Filter	Batteries	Belt	Cab		Engine Thermostat	Ether Starting Aid	Fuel Tank Cap	Fuel Tank Cap	Seat Belt	
Sales Model	Serial Number	Primary Element	Secondary Element	Qty 2	Sepentine	Fresh Air Filter	Recirculation Filter		Cylinder		Filter	2 inch	3 inch
966 GC	SGW	245-3818	245-3819	153-5700	374-8491	290-2288	290-2287	326-3561	7N-0296	357-7399	350-7735	206-1749	206-1750








Wheel Loader		When Required (cont'd)			
		Fuel Tank	Powertrain Oil System	Radiator Cap	Screen
Sales Model	Serial Number	Strainer	Breather		Hydraulic Tank
966 GC	SGW	9P-7121	9G-5127	539-1538	9T-9227 (QTY 2)

S•O•S SM Supplies		
Bottle Assembly (S•O•S SM) - 4 oz	Bottle Assembly (S•O•S SM) - 2.5 oz	Cap & Probe Group (S•O•S SM)
169-7372	169-7373	177-9343

See NEHP6013 S•O•SSM Analysis Products Datasheet for additional information.

COMMON GROUND ENGAGING TOOLS 966 GC

ADAPTERS									
TYPE	Part Number	Edge Thickness	A (mm)	B (mm)	C (deg)	D (mm)	E (deg)	Weight (kg)	Notes
Center 2 Strap	505-4040	40	245.5	170.5	22.5	104	15	15.31	
RH 2 Strap	505-4041	40	245.5	170.5	22.5	104	15	15.32	
LH 2 Strap	505-4042	40	245.5	170.5	22.5	104	15	15.32	
Flushmount	505-4043	32-45	269.7	N/A	22.5	102	15	15.89	
Center Bolt-on	505-4044	40	298	298	22.5	130	15	19.61	
RH Bolt-on	505-4045	40/32	N/A	N/A	22.5	NA	15	28.06	
LH Bolt-on	505-4046	40/32	N/A <td N/A	22.5	130	15	28.06		
Center Bolt-on	505-4047	32	285.2	285.2	22.5	122	15	22.1	

TIPS							
TYPE	Part	Dimensions (mm)			Weight (kg)	Notes	
		A	B	C			
	Heavy Abrasion 505-3991	311	128	104	13.48	 <p>Overall Width 113.4 mm</p>	
	Heavy Penetration 505-3990	311	60	104	12.94		
	Heavy Duty 505-3996	307	68	104	10.23		
	General Purpose 505-3994	295	50	104	8.811		
	Heavy Duty Long Life (ARM) 505-3993	307	68	104	10.6		
	Leveling Edge Conversion 505-3995	182	91	104	7.23	The black areas in the pictures of the tips is where the ARM will be applied.	

CAT ADVANSYS™ TIP & ADAPTER SYSTEM

BUILT TO DELIVER MAXIMUM PRODUCTIVITY AND THE LOWEST BUCKET LIFE CYCLE COST IN THE TOUGHEST APPLICATIONS.

Cat Advansys™ is built for machine productivity, balancing tip wear material and penetration requirements. Integrated hammerless retention ensures you are back to work in minutes without a separate retainer.

PERFORMANCE & PRODUCTIVITY

Heavy abrasion and heavy penetration designs have more usable wear material while maintaining profile during the full life of the tip.

EXTEND BUCKET LIFE CYCLE

Adapter design directs material flow over adapter strap, which can extend adapter service life and bucket life cycle.

ENHANCE JOBSITE SAFETY

Hammerless system. A 3/4 inch retainer lock requires no special tools for installation and removal.



BALANCED EDGE SYSTEMS FOR EVERY APPLICATION.

Finding the best solution for your bucket and application is easy with Cat's broad portfolio of edge options. Increase your machine's productivity by reducing operating costs and maintenance interval costs.

We have G.E.T. for your bucket, no matter the application or environment. Maximum wear life and breakage resistance is possible with our steel alloy that can endure 2 times the heat and pressure of traditional cutting edge steel products. Consult your local Cat dealer to help determine the best cutting edge system for your application to give you the lowest cost per hour.

Cat offers a range of work tools including loading and specialty buckets to fit the 966 GC wheel loader. These tools configure the machine to fit a wide range of applications, giving customers the efficiency and performance they demand. Contact your local Cat sales representative or refer to Parts.Cat.com for additional information.

CAB RELATED 966 GC

Description	Standard
Glass (Lower Door)	371-6088
Glass (Front)	545-7382
Glass (Rear)	390-6088
Glass (Front LH Side)	545-7383
Glass (Front RH Side)	545-7384
Glass (Rear LH Side)	390-6086
Glass (Rear RH Side)	390-6087
Glass (LH Side-Sliding)	491-4995
Glass (LH Side-Fixed)	392-3985
Glass (RH Side-Sliding)	491-4996
Glass (RH Side-Fixed)	394-5939
Radio – AM/FM	462-9618
Radio Antenna	9U-2331
Seat Belt	2 inch 206-1749 3 inch 206-1750
Wiper Blade Assembly (Front)	425-0078
Wiper Blade Assembly (Rear)	425-0081

MIRRORS AND LIGHTS 966 GC

Mirrors	Part Number
Mirror – Rear View	372-8075

Lights	Part Number
Warning Beacon	377-4057
Flood – Non-Roading	325-4471
Headlight and Signal	344-3456
Flood – Rear	505-8916
Flood	219-6487
Head – Front	505-8918

ENGINE & ENGINE RELATED COMPONENTS 966 GC

966 GC	Engine	Water Pump	Engine Oil Pump	Fuel Injector Pump	Turbocharger	Fuel Injector	Alternator	Starter Motor
New	565-4493	557-9567	423-4722	490-5709	559-0877	510-1695	344-5081	349-6536
Reman			10R-6398				20R-0958	

MAJOR COMPONENTS 966 GC

966 GC	Fan Motor (Reversing)	Fan Pump	Implement Pump	Steering Pump	PT Oil Pump	Transmission
New	542-7629	542-7630	506-0392	525-9137	241-8686	546-5528
Reman					20R-6493	

OTHER MISCELLANEOUS 966 GC

Description	Standard	Part Number
Camera	Rear	347-1668
Tilt Kick Out Switch		425-7391
Lift Kick Out Switch		425-7391
Bucket Linkage Flag Pin		7V-6715
Sleeve Bearing	For bucket pin	524-1339
Visor Group – Cab	Front	391-5308
Visor Group – Cab	Rear	391-5330
Breaker Assembly	15A	280-2709
Breaker Assembly	25A	280-2711
Relay Assembly		248-2841
Fuse	10A	113-8490
Fuse	15A	113-8491
Fuse	20A	113-8492
Ladder Group	Left	454-7800
Step Group	Left	545-7792
Step Group	Left Rear	534-2973
Ladder Group	Right	454-7800
Step Group	Right	545-7792
Compressor Group		501-1179

LET'S DO THE WORK.™

AEXQ3089

July 2020

© 2020 Caterpillar. All Rights Reserved. CAT, CATERPILLAR, LET'S DO THE WORK, their respective logos, "Caterpillar Corporate Yellow," the "Power Edge" and Cat "Modern Hex" trade dress, as well as corporate and product identity used herein, are trademarks of Caterpillar and may not be used without permission.

