



# 950 GC WHEEL LOADER PARTS REFERENCE GUIDE

**LET'S DO THE WORK.™**



# PROTECT YOUR INVESTMENT WITH GENUINE CAT® PARTS


Thank you for selecting the Cat® 950 GC wheel loader.

This guide is designed to provide you with a quick reference for the parts and part numbers you need to keep your Cat 950 GC wheel loader running at peak efficiency.

## MAINTENANCE

Proactive preventative maintenance extends the life of your machine and protects your investment. Only Caterpillar knows Cat equipment's filtration and lubrication requirements and offers parts kits to match your machine's maintenance cycles.

### SCHEDULED MAINTENANCE PARTS

	<b>GREASES</b>
	<b>PLANNED MAINTENANCE KITS</b>


## REPLACEMENT PARTS

Proper maintenance minimizes the need for repair and replacement. In the event that replacement parts are required, the use of genuine Cat parts helps maximize machine performance and maintains high resale value.


### WEAR PARTS

	<b>COMMON GROUND ENGAGING TOOLS</b>
--	-------------------------------------

### COMMON REPAIR PARTS

	<b>CAB RELATED</b>
	<b>MIRRORS AND LIGHTS</b>
	<b>OTHER MISCELLANEOUS</b>

### OCCASIONAL REPAIR PARTS

	<b>ENGINE AND ENGINE RELATED COMPONENTS</b>
	<b>MAJOR COMPONENTS</b>
	<b>FILTER UPGRADES</b>
	<b>CAT® GENERAL DUTY PARTS</b>

## GREASES 950 GC

Previous Cat Product Name	STANDARD MAINTENANCE GREASES			GREASES FOR UNIQUE APPLICATIONS AND ENVIRONMENTS		
	Cat Ultra5 Moly #1	Cat Ultra5 Moly #2	Cat Advanced 3 Moly	Cat Arctic Platinum	Cat Desert Gold	Cat Multipurpose
Current Cat Product Name	Cat Extreme Application Grease 1	Cat Extreme Application Grease 2	Cat Prime Application Grease	Cat Extreme Application Grease - Arctic	Cat Extreme Application Grease - Desert	Cat Utility Grease
<b>Grade (NLGI)</b>	1	2	2	0	2	2
<b>Melting point (deg C)</b>	>260	>260	260	230	280	260
<b>Ambient Temperature (deg C)</b>	-35 to +40	-30 to +50	-20 to +40	-35 to +40	-30 to +50	-30 to +40
<b>Base Oil Type</b>	Mineral	Mineral	Mineral	Semi-Synthetic	Mineral	Mineral
<b>Color</b>	Dark Gray	Dark Gray	Dark Gray	Dark Gray	Dark Gray	Blue
<b>Cartridge (390 g / 14 oz)</b>	452-5996	452-6001	452-6006	508-2184	452-6016	452-6011
<b>Plastic Pail (5 kg / 11 lb)</b>	-	-	-	-	-	-
<b>Plastic Pail (16 kg / 35 lb)</b>	452-5999	452-6004	452-6009	508-2187	452-6019	452-6014
<b>Keg (55 kg / 120 lb)</b>	452-5998	452-6003	452-6008	508-2186	452-6018	452-6013
<b>Drum (180 kg / 400 lb)</b>	452-5997	452-6002	452-6007	508-2185	452-6017	452-6012



# PLANNED MAINTENANCE KITS – M5T

Wheel Loader		Initial 500 Hours		Every 500 Hours					Every 1,000 Hours
		Transmission Oil Filter	Engine Oil/Filter Change		Primary Fuel Filter	Secondary Fuel Filter	Inline Fuel Filter	Hydraulic Oil Filter	Transmission Oil Filter
Sales Model	Serial Number	Filter Element	Filter Element	Oil Qty (L) DEO-ULS™	Water Separator	Filter Element	Filter Element	Filter Element	Filter Element
950 GC	M5T	341-6643	462-1171	15.8	479-4131	360-8960	525-6206	465-6506	341-6643

Wheel Loader		Every 2,000 Hours							Every 3,000 Hours	
		Front Differential Oil Change		Rear Differential Oil Change		Transmission Oil	Fumes Disposal Filter	Fuel Tank Cap Filter	Hydraulic Tank Breather	Hydraulic Oil
Sales Model	Serial Number	Oil Qty (L) TDTO	Additive	Oil Qty (L) TDTO	Additive	(L)	Filter Element	Filter Element		Oil Qty (L)
950 GC	M5T	39.5	1U-9891 (1 per differential)	37.5	1U-9891 (1 per differential)	45	339-1048	350-7735	258-2829	190

Wheel Loader		Every 5,000 Hours			Every 6,000 Hours		Every 10,000 Hours		Every 12,000 Hours					
		Refrigerant Dryer	DEF		Cat ELC® Extender	Cat ELC® Extender	DEF Manifold		Cat ELC® Premix			Cat ELC® Extender		Cooling Conditioner
Sales Model	Serial Number		Injector	Pump Filter	0.9 Liter	3.8 Liters	Standard Filter	High Debris Filter	5 Liters	20 Liters	210 Liters	0.9 Liters	3.8 Liters	74 ml
950 GC	M5T	450-6492	460-9257	378-3187	119-5152	210-0786	425-0385, 453-1604	495-1028	205-6611	205-6612	205-6613	119-5152	210-1786	369-0805

Up to 12,000 hours (or 6 years) drain interval with an addition of Cat extender at 6,000 hours and yearly S•O•S<sup>SM</sup> coolant sampling analysis.

Wheel Loader		When Required							
		Engine Air Filter		Batteries	Belt	Cab			Ether Starting Aid
Sales Model	Serial Number	Primary Element	Secondary Element		Sepentine	Fresh Air Filter	Recirculation Filter	Cylinder	
950 GC	M5T	557-1433	337-0790	153-5710 (HD)	350-8742	290-2288	290-2287	7N-0296	

Wheel Loader		When Required (cont'd)			
		Fuel Tank	Air Conditioner Dryer	Radiator Cap	Screen
Sales Model	Serial Number	Strainer			Hydraulic Tank
950 GC	M5T	9P-7121	450-6492	332-4175	387-6169

S•O•S <sup>SM</sup> Supplies		
Bottle Assembly (S•O•S <sup>SM</sup> ) - 4 oz	Bottle Assembly (S•O•S <sup>SM</sup> ) - 2.5 oz	Cap & Probe Group (S•O•S <sup>SM</sup> )
169-7372	169-7373	177-9343

See NEHP6013 S•O•S<sup>SM</sup> Analysis Products Datasheet for additional information.

# PLANNED MAINTENANCE KITS – M5K

Wheel Loader		Initial 500 Hours		Every 250 Hours			Every 500 Hours			Every 1,000 Hours
		Transmission Oil Filter		Engine Oil/Filter Change			Primary Fuel Filter	Secondary Fuel Filter	Transmission Oil Filter	Hydraulic Oil Filter
Sales Model	Serial Number	Filter Element		Filter Element	Oil Qty (L) DEO-ULS™	Water Separator	Filter Element	Filter Element		(L)
950 GC	M5K	341-6643		462-1171	15.8	439-5037	360-8960 (QTY 2)	341-6643	465-6506	45

Wheel Loader		Every 2,000 Hours				Every 3,000 Hours		Every 5,000 Hours	
		Front Differential Oil Change		Rear Differential Oil Change		Fuel Tank Cap Filter	Hydraulic Oil		Refrigerant Dryer
Sales Model	Serial Number	Oil Qty (L) TDTO	Additive	Oil Qty (L) TDTO	Additive	Filter Element	(L)		
950 GC	M5K	39.5	1U-9891	37.5	1U-9891	350-7735	190		450-6492

Wheel Loader		Every 6,000 Hours			Every 12,000 Hours				
		Cat ELC® Extender	Cat ELC® Extender	Cat ELC® Premix		Cat ELC® Extender		Cooling Conditioner	
Sales Model	Serial Number	0.9 Liter	3.8 Liters	5 Liters	20 Liters	210 Liters	0.9 Liters	3.8 Liters	74 ml
950 GC	M5K	119-5152	210-0786	205-6611	205-6612	205-6613	119-5152	210-1786	369-0805

Up to 12,000 hours (or 6 years) drain interval with an addition of Cat extender at 6,000 hours and yearly S•O•S<sup>SM</sup> coolant sampling analysis.

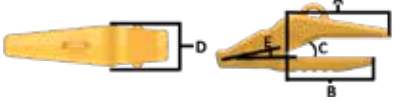
Wheel Loader		When Required									
		Engine Air Filter	Engine Air Filter	Batteries	Belt	Cab		Ether Starting Aid	Filter	Fuel Tank Cap	Fuel Tank Cap
Sales Model	Serial Number	Primary Element	Secondary Element		Serpentine	Fresh Air Filter	Recirculation Filter	Cylinder	Ether Start		Filter Element
950 GC	M5K	245-6375	245-6376	153-5710 (HD)	338-0499	290-2288	290-2287	7N-0296	358-4889	349-7059	350-7735






Wheel Loader		When Required (cont'd)			
		Fuel Tank	Air Conditioner Dryer	Radiator Cap	Screen
Sales Model	Serial Number	Strainer			Hydraulic Tank
950 GC	M5K	9P-7121	450-6492	332-4175	387-6169



S•O•S <sup>SM</sup> Supplies		
Bottle Assembly (S•O•S <sup>SM</sup> ) - 4 oz	Bottle Assembly (S•O•S <sup>SM</sup> ) - 2.5 oz	Cap & Probe Group (S•O•S <sup>SM</sup> )
169-7372	169-7373	177-9343

See NEHP6013 S•O•S<sup>SM</sup> Analysis Products Datasheet for additional information.

## COMMON GROUND ENGAGING TOOLS 950 GC

ADAPTERS									
TYPE	Part Number	Edge Thickness	A (mm)	B (mm)	C (deg)	D (mm)	E (deg)	Weight (kg)	Notes
Flushmount	505-4030	25-38	235.5	NA	22.5	92	15	10.11	
Center Bolt-on	505-4029	32	290	290	22.5	108	15	15.1	
RH Bolt-on	505-4032	32/35	NA	NA	22.5	NA	15	20.53	
LH Bolt-on	505-4033	32/35	NA	NA	22.5	NA	15	20.53	
Center Bolt-on	505-4034	25	236.1	236.1	22.5	108	15	14.25	

TIPS									
TYPE	Part	Dimensions (mm)			Weight (kg)	Notes			
		A	B	C					
	Heavy Abrasion	505-3981	284	110	91.5	9.795			
	Heavy Penetration	505-3980	301	49	91.5	9.837			
	Heavy Duty	505-3982	288	55	91.5	7.89			
	General Purpose	505-3984	266	49	91.5	6.744			
								Overall Width 113.4 mm	

	Heavy Duty Long Life (ARM)	505-3983	288	55	91.5	8.19	<p>The black areas in the pictures of the tips is where the ARM will be applied.</p>
	Leveling Edge Conversion	505-3985	169	83.2	91.5	5.77	



## CAT ADVANSYS™ TIP & ADAPTER SYSTEM

BUILT TO DELIVER MAXIMUM PRODUCTIVITY AND THE LOWEST BUCKET LIFE CYCLE COST IN THE TOUGHEST APPLICATIONS.

Cat Advansys™ is built for machine productivity, balancing tip wear material and penetration requirements. Integrated hammerless retention ensures you are back to work in minutes without a separate retainer.

### PERFORMANCE & PRODUCTIVITY

Heavy abrasion and heavy penetration designs have more usable wear material while maintaining profile during the full life of the tip.

### EXTEND BUCKET LIFE CYCLE

Adapter design directs material flow over adapter strap, which can extend adapter service life and bucket life cycle.

### ENHANCE JOB SITE SAFETY

Hammerless system. A 3/4 inch retainer lock requires no special tools for installation and removal.



## BALANCED EDGE SYSTEMS FOR EVERY APPLICATION.

Finding the best solution for your bucket and application is easy with Cat's broad portfolio of edge options. Increase your machine's productivity by reducing operating costs and maintenance interval costs.

We have G.E.T. for your bucket, no matter the application or environment. Maximum wear life and breakage resistance is possible with our steel alloy that can endure 2 times the heat and pressure of traditional cutting edge steel products. Consult your local Cat dealer to help determine the best cutting edge system for your application to give you the lowest cost per hour.

Cat offers a range of work tools including loading and specialty buckets to fit the 950 GC wheel loader. These tools configure the machine to fit a wide range of applications, giving customers the efficiency and performance they demand. Contact your local Cat sales representative or refer to [Parts.Cat.com](http://Parts.Cat.com) for additional information.

## CAB RELATED 950 GC

Description	Standard	Notes
Glass (Front)	545-7382	
Glass (Front-LH)	545-7383	
Glass (Front-RH)	545-7384	
Glass (Rear)	390-6088	
Glass (Rear-LH)	390-6086	
Glass (Rear-RH)	390-6087	
Glass (Heated Rear Window)	394-5950	M5K Only
Glass (Front)	390-6075	M5K Only
Glass (Front-LH)	390-6076	M5K Only
Glass (Front-RH)	390-6077	M5K Only
Glass (LH Sliding)	491-4995	
Glass (LH Fixed)	392-3985	
Glass (RH Sliding)	491-4996	
Glass (RH Fixed)	394-5939	
Glass (Lower Door)	371-6088	
AC Compressor	464-9988	
Radio (AM/FM)	462-9618	
Radio Antenna	9U-2331	
Radio Antenna Mount	9U-4431	
Front Wiper Blade	425-0078	
Rear Wiper Blade	425-0081	
Seat Belt	206-1750 (3 inch)	206-1749 (2 inch)
Front/Rear Sun Visor	392-5588	

## MIRRORS AND LIGHTS 950 GC

Mirrors	Part Number
Mirror (M5T) – Exterior	372-8075
Mirror (M5K) – Exterior	463-4837

Lights	Part Number
Warning Beacon	371-2241
Roading Lights; Machine RH; Traffic RH	344-3455
Roading Lights; Machine LH; Traffic RH	344-3456
Roading Lights; Machine RH; Traffic LH	344-3457
Roading Lights; Machine LH; Traffic LH	344-3458
Rear Stop and Tail	415-1086
Work Lights	219-6487

## OTHER MISCELLANEOUS 950 GC

Description	Notes	Part Number
Cap Assembly – DEF	DEF Tank Cap	398-2993
Padlock	Cat Lock	246-2641
Ladder Group	Left	392-3755
Step Group	Left and Right	392-3760
Ladder Group	Right	392-3762
Step Group	Rear	392-3760
Camera	Rear	541-5197
Tilt Kick Out Switch		425-7391
Lift Kick Out Switch		425-7391
Flag Pin	Bucket Linkage Pin	5V-1511
Sleeve Bearing	For Bucket Linkage Pin	387-5919
Breaker Assembly	30A	139-4724
Breaker Assembly	25A	280-2711
Breaker Assembly	20A	288-3687
Relay Assembly		248-2841
Fuse	10A	113-8490
Fuse	15A	113-8491
Fuse	20A	113-8492

## ENGINE & ENGINE RELATED COMPONENTS 950 GC

M5T	Engine	Water Pump	Engine Oil Pump	Fuel Injector Pump	Fuel Transfer Pump	Turbo-charger	Fuel Injector	Alternator	Starter Motor
New	471-8442	397-5682 (Kit)	374-7136	368-9041	446-5411	556-7936 & 457-3636	370-7282	352-4700	424-6652
Reman	–	–	–	20R-4782	–	–	20R-2478	20R-0959	–

M5K	Engine	Water Pump	Engine Oil Pump	Fuel Injector Pump	Fuel Transfer Pump	Turbo-charger	Fuel Injector	Alternator	Starter Motor
New	393-4097*	485-4895 (Kit)	420-0454	375-2647	–	435-4501	396-9626	344-5081	424-6652
Reman	–	–	–	20R-4562	–	–	20R-4561	20R-0958	–

\*393-4097 is the Standard Engine Arrangement

## MAJOR COMPONENTS 950 GC

M5T	Fan Motor (Reversing)	Implement Pump	Steering Pump	PT Oil Pump	Torque Converter	Transmission	Pump Group-DEF
New	338-2913	367-8077	367-8078	423-9984	510-7484	476-1295	485-9753
Reman	–	20R-7879	20R-7880	–	–	–	20R-4050

M5K	Fan Motor (Reversing)	Implement Pump	Steering Pump	PT Oil Pump	Torque Converter	Transmission	Pump Group-DEF
New	338-2913	367-8077	367-8078	423-9984	510-7484	396-5175	–
Reman	–	20R-7879	20R-7880	–	–	–	–

## FILTER UPGRADES 950 GC

Part Name	Standard Part #	Upgrade Part #	Notes
Engine Air Filter (Primary)	557-1433	577-1438	Ultra High Efficiency
Engine Air Filter (Primary)	557-1433	518-1709	Landfill
Cab Recirculation Filter	290-2287	348-3432	Activated Carbon

# CAT® GENERAL DUTY PARTS 950 GC

## The Right Aftermarket Parts for Your Machine and Budget

Get the right fit for your machine and budget with Cat® General Duty parts. This line of heavy equipment parts for your Cat machines strike the right balance between convenience and reliability at a more affordable price.

Description	Part Number	General Duty Part Number
<b>Implements</b>		
Pin Assembly	310-1899	393-0932
Pin Assembly	4E-3196	361-1697
Pin Assembly	4E-3197	374-6507
Bushing	4V-8520	307-1527
Bushing	4V-8674	307-1529
Pin Assembly	5V-1508	361-1703
Pin Assembly	5V-1511	418-1945
Seal-Lip Type	7K-9212	513-7995
<b>Powertrain</b>		
Cup-Bearing	030-0060	415-1926
Cone-Bearing	030-0061	418-9605
Piston	114-1071	388-6583
Cone-Bearing	1J-4757	374-1840
Bushing	213-1365	330-9256
Ring-Seal	265-5287	472-8028
Ball Bearing	2D-5658	301-4628
Cup-Bearing	2D-9454	415-1914
Cone-Bearing	2D-9455	415-1915
Cup-Bearing	2P-1373	382-5075
Cup-Bearing	2P-8986	415-1912
Cone-Bearing	2P-8987	374-1845
Seal-Lip Type	3K-0158	513-2466
Cone-Bearing	6Y-2539	464-4050
Cup-Bearing	6Y-2540	434-8985
Cone-Bearing	7J-8210	423-6987
Bearing-Roller	8E-5380	491-2038
Pinion-Differential Bevel (10 Teeth)	8R-1703	521-6888
Gear-Differential Bevel (16 Teeth)	8R-1704	521-6889
Spool-Selector	9W-6097	491-2040

**LET'S DO THE WORK.™**

AEXQ2138-01  
(APD, China, EAME, Japan, Latin America, North America, Russia)  
June 2021

© 2021 Caterpillar. All Rights Reserved. CAT, CATERPILLAR, LET'S DO THE WORK, their respective logos, "Caterpillar Corporate Yellow," the "Power Edge" and Cat "Modern Hex" trade dress, as well as corporate and product identity used herein, are trademarks of Caterpillar and may not be used without permission.

