

CAT® C3.6

EU STAGE V/U.S. EPA TIER 4 FINAL/JAPAN 2014 (TIER 4 FINAL)

55-106 kW (74-142 HP) @ 2200 RPM

INDUSTRIAL ENGINE



The Cat® C3.6 industrial diesel engines offer the ideal balance of compact size, reliability, and performance. This engine is offered in ratings ranging up to 106 kW (142 hp) @ 2200 rpm.

The C3.6 is designed to meet the needs of many industries and applications, including agricultural tractors, aircraft ground support, bore/drill rigs, chippers/grinders, compactors/rollers, compressors, forestry and irrigation equipment.



FEATURES AND BENEFITS

RELIABLE, QUIET AND DURABLE POWER

Global manufacturing capability and processes coupled with proven technologies and extensive field validation assure reliability and durability in tough non-road applications.

LOW COST MAINTENANCE

Worldwide service delivers ease of maintenance and simplifies the servicing routine. Capable of optimal oil change intervals of 500 hours. The S•O•SSM program is available from your Cat® dealer to determine oil change intervals and provide optimal performance.

GLOBAL CAT® DEALER PRODUCT SUPPORT

World-class product support offered through a superior dealer service network, Customer Support Agreements (CSA) and Extended Service Coverage (ESC).

SPECIFICATION

Cylinders	4
Displacement, liters (in ³)	3.6 (219.7)
Aspiration	Turbocharged aftercooled
Bore and stroke, mm (in)	98 x 120 (3.85 x 4.72)
Maximum power, kW (hp)	106 (142)
Rated speed, rpm	2000-2200
Maximum torque, Nm (lb ft) @ rpm	566 (418) @ 1500
Combustion system	Direct injection
Weight, kg (lb)	372 (820)
Rotation (viewed from flywheel)	Anti-clockwise

For additional information on all your power requirements, visit www.cat-industrial.com

All information in this document is substantially correct at time of printing and may be altered subsequently. Photographs are for illustrative purposes only and may not reflect final specification. Final weight and dimensions will depend on completed specification. Information subject to selected configuration, and subject to change without notice. Engine power measured per ISO 14396:2002

LEHH0581-02 (02-22)

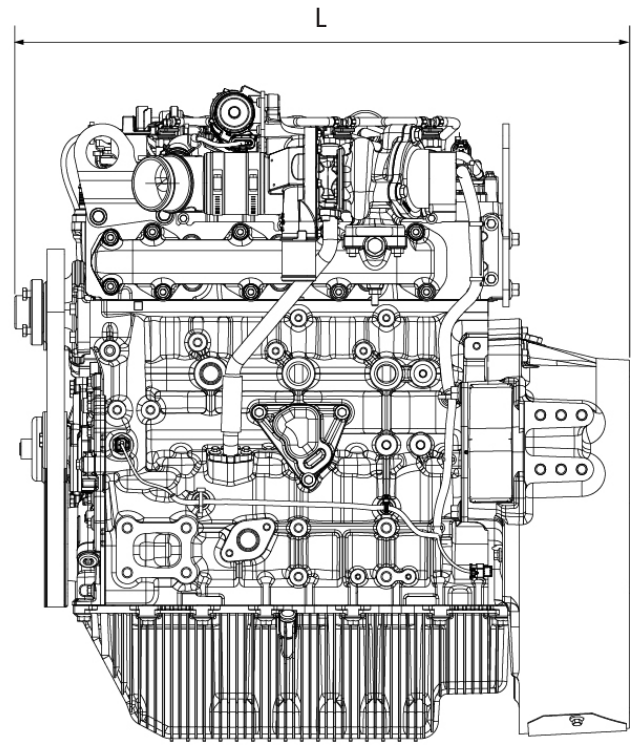
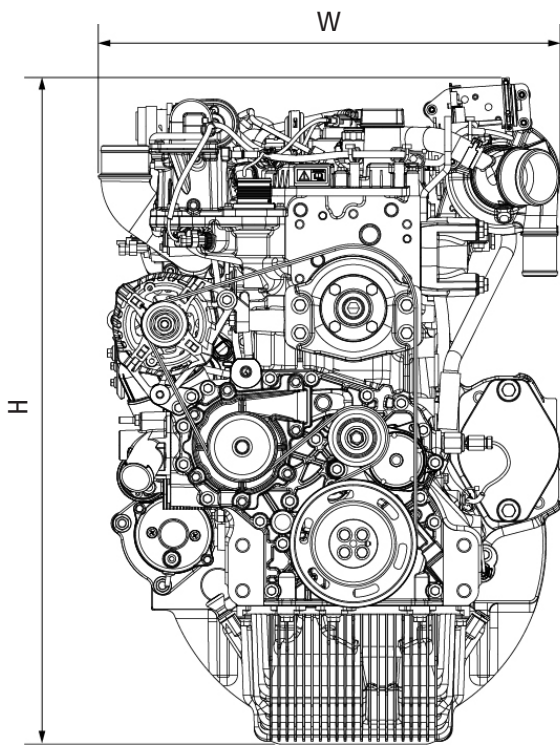
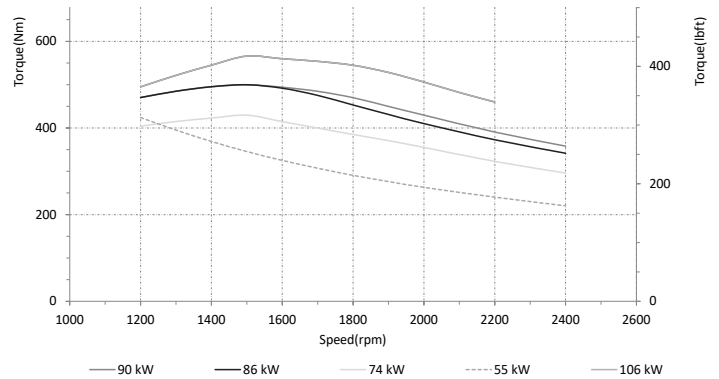
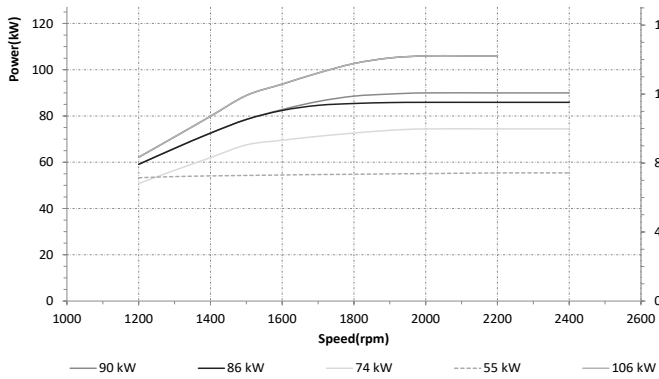
© 2022 Caterpillar. All Rights Reserved. CAT, CATERPILLAR, LET'S DO THE WORK, their respective logos, "Caterpillar Corporate Yellow", the "Power Edge" and Cat "Modern Hex" trade dress as well as corporate and product identity used herein, are trademarks of Caterpillar and may not be used without permission.

CAT® C3.6

EU STAGE V/U.S. EPA TIER 4 FINAL/JAPAN 2014 (TIER 4 FINAL)

55-106 KW (74-142 HP) @ 2200 RPM

INDUSTRIAL ENGINE



	3.6 L
Length, mm (in)	667 (26.3)
Width, mm (in)	564 (22.2)
Height, mm (in)	787 (31.0)
Weight, kg (lb)	372 (820)

For additional information on all your power requirements, visit www.cat-industrial.com

All information in this document is substantially correct at time of printing and may be altered subsequently. Photographs are for illustrative purposes only and may not reflect final specification. Final weight and dimensions will depend on completed specification. Information subject to selected configuration, and subject to change without notice. Engine power measured per ISO 14396:2002

LEHH0581-02 (02-22)

© 2022 Caterpillar. All Rights Reserved. CAT, CATERPILLAR, LET'S DO THE WORK, their respective logos, "Caterpillar Corporate Yellow", the "Power Edge" and Cat "Modern Hex" trade dress as well as corporate and product identity used herein, are trademarks of Caterpillar and may not be used without permission.