



Operation and Maintenance Manual

Product Link® PLG641, PLG641V2, and PLG601 for Generator Systems

PL6 1-UP (Machine Control
& Guidance Products)

Language: Original Instructions



Scan to access the latest service information, purchase additional media, and buy genuine Cat® parts.



Important Safety Information

Most accidents that involve product operation, maintenance and repair are caused by failure to observe basic safety rules or precautions. An accident can often be avoided by recognizing potentially hazardous situations before an accident occurs. A person must be alert to potential hazards, including human factors that can affect safety. This person should also have the necessary training, skills and tools to perform these functions properly.

Improper operation, lubrication, maintenance or repair of this product can be dangerous and could result in injury or death.

Do not operate or perform any lubrication, maintenance or repair on this product, until you verify that you are authorized to perform this work, and have read and understood the operation, lubrication, maintenance and repair information.

Safety precautions and warnings are provided in this manual and on the product. If these hazard warnings are not heeded, bodily injury or death could occur to you or to other persons.

The hazards are identified by the "Safety Alert Symbol" and followed by a "Signal Word" such as "DANGER", "WARNING" or "CAUTION". The Safety Alert "WARNING" label is shown below.



The meaning of this safety alert symbol is as follows:

Attention! Become Alert! Your Safety is Involved.

The message that appears under the warning explains the hazard and can be either written or pictorially presented.

A non-exhaustive list of operations that may cause product damage are identified by "NOTICE" labels on the product and in this publication.

Caterpillar cannot anticipate every possible circumstance that might involve a potential hazard. The warnings in this publication and on the product are, therefore, not all inclusive. You must not use this product in any manner different from that considered by this manual without first satisfying yourself that you have considered all safety rules and precautions applicable to the operation of the product in the location of use, including site-specific rules and precautions applicable to the worksite. If a tool, procedure, work method or operating technique that is not specifically recommended by Caterpillar is used, you must satisfy yourself that it is safe for you and for others. You should also ensure that you are authorized to perform this work, and that the product will not be damaged or become unsafe by the operation, lubrication, maintenance or repair procedures that you intend to use.

The information, specifications, and illustrations in this publication are on the basis of information that was available at the time that the publication was written. The specifications, torques, pressures, measurements, adjustments, illustrations, and other items can change at any time. These changes can affect the service that is given to the product. Obtain the complete and most current information before you start any job. Cat dealers have the most current information available.

NOTICE

When replacement parts are required for this product Caterpillar recommends using original Caterpillar® replacement parts.

Other parts may not meet certain original equipment specifications.

When replacement parts are installed, the machine owner/user should ensure that the machine remains in compliance with all applicable requirements.

In the United States, the maintenance, replacement, or repair of the emission control devices and systems may be performed by any repair establishment or individual of the owner's choosing.

Table of Contents

Foreword 4

Safety Section

Safety Signs and Labels..... 5

General Hazard Information..... 6

Operation Section

Operation..... 7

Regulatory Compliance Information

Radio Frequency Components 8

Index Section

Index..... 14

Foreword

Literature Information

This manual should be stored in the operator's compartment in the literature holder or seat back literature storage area.

This manual contains safety information, operation instructions, and maintenance recommendations.

Some photographs or illustrations in this publication show details or attachments that can be different from your product.

Continuing improvement and advancement of product design might have caused changes to your product which are not included in this publication. Read, study and keep this manual with the product.

Whenever a question arises regarding your product, or this publication, please consult your Cat dealer for the latest available information.

Safety

The safety section lists basic safety precautions. In addition, this section identifies the text and locations of warning signs and labels used on the machine.

Operation

The operation section is a reference for the new operator and a refresher for the experienced operator. This section includes a discussion of gauges, switches, product controls, attachment controls, and programming information.

Photographs and illustrations guide the operator through correct procedures of checking, starting, operating and stopping the product.

Operating techniques outlined in this publication are basic. Skill and techniques develop as the operator gains knowledge of the product and its capabilities.

Maintenance

The maintenance section is a guide to equipment care.

Safety Section

i08118663

Safety Signs and Labels

SMCS Code: 7606

WARNING

Do not operate or work on this equipment unless you have read and understand the instructions and warnings in the Operation and Maintenance Manuals. Failure to follow the instructions or heed the warnings could result in injury or death. Contact your Caterpillar dealer for replacement manuals. Proper care is your responsibility.

WARNING

Improper operation of an access platform could result in injury or death. Operators must carry out their duties properly and follow all instructions and guidelines given for the machine and access platform.

WARNING

Accidental engine starting can cause injury or death to personnel working on the equipment.

To avoid accidental engine starting, disconnect the battery cable from the negative (-) battery terminal. Completely tape all metal surfaces of the disconnected battery cable end in order to prevent contact with other metal surfaces which could activate the engine electrical system.

Turn the battery disconnect switch to the OFF position and lockout the battery disconnect switch with a safety lock.

Place a Special Instruction, SEHS7332, "Do Not Operate" tag at the start switch and battery disconnect location to inform personnel that the machine is being worked on.

Safety Messages

The warning film in Illustration 1 can be found in a location such as the dash or control panel. The warning film is clearly visible to the operator during the normal operation of the equipment.




Illustration 1

g06553526

Film

WARNING

This equipment is equipped with a Cat® Product Link communication device. When electric detonators are being used for blasting operations, radio frequency devices can cause interference with electric detonators for blasting operations which can result in serious injury or death. The Product Link communication device should be deactivated within the distance mandated under all applicable national or local regulatory requirements. In the absence of any regulatory requirements Caterpillar recommends the end user perform their own risk assessment to determine safe operating distance.

The blast site is defined as the area that handles explosive material during loading. Included is the perimeter that is formed by the loaded blast holes.

If required, the following are suggested methods to disable the Caterpillar Product Link communication device:

- Disconnect the Caterpillar Product Link communication device from the main power source. This action is performed by disconnecting the wiring harness at the Product Link radio.

Other Films

The film in Illustration 2 can be found in a location such as the dash or control panel. The warning film is clearly visible to the operator during the normal operation of the equipment.




Illustration 2

g06553500

The film in Illustration 2 is intended to inform the operator that the equipment is equipped with a wireless transmitting device. Therefore, data concerning this equipment, the condition of the equipment, and the operation of the equipment is being transmitted by the Caterpillar Product Link communication device to Caterpillar and is communicated to customers and Caterpillar dealers by the user interface. The data is used to serve the customer better and to improve upon Caterpillar products and services. Transmission of information using a Caterpillar Product Link communication device is subject to legal requirements that may vary from location to location.

Refer to the Operation and Maintenance Manual, M0075640, "Operation" and the Operation and Maintenance Manual, M0075640, "Regulatory Compliance" section for additional information.

i06790240

General Hazard Information

SMCS Code: 7606

WARNING

Do not operate or work on this equipment unless you have read and understand the instructions and warnings in the Operation and Maintenance Manuals. Failure to follow the instructions or heed the warnings could result in injury or death. Contact your Caterpillar dealer for replacement manuals. Proper care is your responsibility.

Foreword

This document is a supplement to the Operation and Maintenance Manual for the equipment. Permanently attach this document to the Operation and Maintenance Manual for the equipment.

Introduction

This document provides information about the operation of the Caterpillar Product Link communication device .

Operation of the equipment and the maintenance of the equipment must not occur unless the instructions and warnings in the Operation and Maintenance Manual for the equipment have been read and the instructions and the warnings are understood. The contents of this document must be understood before the equipment that is equipped with the Caterpillar Product Link communication device is operated.

Operation Section

Operation

i08118597

System Overview

SMCS Code: 7606

The PLG641, PLG641V2, and the PLG601 should be mounted in a secure location to prevent unauthorized access to the device.

The Cat Product Link communication device utilizes cellular and/or satellite technology to communicate equipment information. This information is communicated to Cat, Cat dealers, and Cat customers. The Cat Product Link communication device contains a Global Positioning System (GPS) satellite receiver.

The capability of two-way communication between the equipment and a remote user is available with the Cat Product Link communication device. The remote user can be a dealer or a customer.

Note: All Product Link devices must be located more than 200 mm (7.87 inch) from the machine operator to comply with FCC Regulations for RF human body safety.

Data Broadcasts

Data concerning this equipment, the condition of the equipment, and the operation of the equipment is being transmitted by the Cat Product Link communication device to Cat and is communicated to customers and Cat dealers by the user interface. The data is used to serve the customer better and to improve upon Cat products and services. The information transmitted may include: equipment serial number, equipment location, and operational data, including but not limited to: fault codes, emissions data, fuel usage, service meter hours, software, and hardware version numbers and installed attachments.

Cat and/or Cat dealers may use this information for various purposes. Refer to the following list for possible uses:

- Providing services to the customer and/or the equipment
- Checking or maintaining Product Link system
- Monitoring the health or performance of the equipment
- Helping maintain the equipment and/or improve the efficiency of the equipment
- Evaluating or improving Cat products and services

- Complying with legal requirements and valid court orders
- Performing market research
- Offering the customer new products and services

Caterpillar may share some or all the collected information with Caterpillar affiliated companies, dealers, and authorized representatives. Caterpillar will not sell or rent collected information to any other third party and will exercise reasonable efforts to keep the information secure. Caterpillar recognizes and respects customer privacy. For more information, please contact your local Cat dealer.

Operation in a Blast Site for Product Link Radios

WARNING

This equipment is equipped with a Cat® Product Link communication device. When electric detonators are being used for blasting operations, radio frequency devices can cause interference with electric detonators for blasting operations which can result in serious injury or death. The Product Link communication device should be deactivated within the distance mandated under all applicable national or local regulatory requirements. In the absence of any regulatory requirements Caterpillar recommends the end user perform their own risk assessment to determine safe operating distance.

If required, the following suggested method is used to disable the Cat Product Link communication device:

- Disconnect the Cat Product Link communication device from the main power source. This action is performed by disconnecting the wiring harness at the Product Link radio.

Regulatory Compliance Information

Radio Frequency Components

i08470735

Product Link (PLG601 - If Equipped)

SMCS Code: 7490; 7606

Table 1

Model	Cat Part Number
PLG601	N/A

NOTICE

The transmission of information using a Cat Product Link communication device is subject to legal requirements. The legal requirements may vary from location to location, including, but not limited to, radio frequency use authorization. The use of a Cat Product Link communication device must be limited to those locations where all legal requirements for the use of the Cat Product Link communication device and communication network have been satisfied.

If equipment outfitted with the Cat Product Link communication device is located in or relocated to a location where (i) legal requirements are not satisfied or (ii) transmitting or processing of such information across multiple locations would not be legal, Caterpillar disclaims any liability related to such failure to comply, and Caterpillar may discontinue the transmission of information from that equipment.

Consult your Cat dealer with any questions that concern the operation of the Product Link system in a specific country.

Reference: Refer to the Operation and Maintenance Manual of your product for additional information.

Certification Notices

Canada Notice to Users

This device complies with Industry Canadas license exempt RSSs. Operation is subject to the following two conditions:

- This device may not cause interference
- This device must accept any interference, including interference that may cause undesired operation of the device.

FCC Notice

This device complies with part 15 of the FCC rules. Operation is subject to the following two conditions:

- This device may not cause harmful interference.
- This device must accept any interference received, including interference that may cause undesired operation.

This equipment has been tested and found to comply with limits for a class B digital device, pursuant to part 15 of the FCC rules. These limits are designed to provide reasonable protection against harmful interference in a residential installation. This equipment generates, uses, and can radiate radio frequency energy and, if not installed and used in accordance with the instructions, may cause harmful interference to radio communications. However, there is no guarantee that interference will not occur in a particular installation. If this equipment does cause harmful interference to radio or television reception, which can be determined by turning the equipment off and on, the user is encouraged to try to correct the interference by one or more of the following measures:

- Reorient or relocate the receiving antenna
- Increase the separation between the equipment and receiver
- Connect the equipment into an outlet on a circuit different from that to which the receiver is connected
- Consult the dealer or an experienced radio/tv technician for help

Changes or modifications to this device without the express approval of Caterpillar may void the users authority to use this device.

i08470736

Product Link (PLG641 - If Equipped)

SMCS Code: 7490; 7606

Table 2

Model	Cat Part Number
PLG641	491 - 7590

NOTICE

The transmission of information using a Cat Product Link communication device is subject to legal requirements. The legal requirements may vary from location to location, including, but not limited to, radio frequency use authorization. The use of a Cat Product Link communication device must be limited to those locations where all legal requirements for the use of the Cat Product Link communication device and communication network have been satisfied.

If equipment outfitted with the Cat Product Link communication device is located in or relocated to a location where (i) legal requirements are not satisfied or (ii) transmitting or processing of such information across multiple locations would not be legal, Caterpillar disclaims any liability related to such failure to comply, and Caterpillar may discontinue the transmission of information from that equipment.

Consult your Cat dealer with any questions that concern the operation of the Product Link system in a specific country.

Reference: Refer to the Operation and Maintenance Manual of your product for additional information.

sDoC

(Simplified Declaration of Conformity)

European Union

Caterpillar Inc. 100 NE Adams Peoria, IL
61529 USA

Hereby, Caterpillar Inc. declares this radio equipment is in compliance with directive "2014/53/EU". The full text of the European Declaration of Conformity is available at the following web address:

<https://www.cat.com/radio-compliance>

Caterpillar suggests that the Declaration of Conformity is obtained shortly after purchase.

Specifications
WARNING

This equipment is equipped with a Cat® Product Link communication device. When electric detonators are being used for blasting operations, radio frequency devices can cause interference with electric detonators for blasting operations which can result in serious injury or death. The Product Link communication device should be deactivated within the distance mandated under all applicable national or local regulatory requirements. In the absence of any regulatory requirements Caterpillar recommends the end user perform their own risk assessment to determine safe operating distance.

The following Cat Product Link communication device specifications are provided to aid in conducting any related hazard assessment and to ensure compliance with all local regulations:

Table 3

Radio Transmitter Specifications		
Radio Model	Transmitter Frequency Range	Transmitter Power
PLG641	824 MHz - 849 MHz	0.5W typical, 2W max
	880 MHz - 915 MHz	
	1710 MHz - 1755 MHz	
	1850 MHz - 1910 MHz	
	1920 MHz - 1980 MHz	
	2110 MHz - 2170 MHz	

Table 4

Operating Voltage and Current Draw		
Model	Voltage Range	Maximum Current Draw
PLG641	9 - 32V	500mA

Certification Notices**Canada Notice to Users**

This device complies with Industry Canada license exempt RSSs. Operation is subject to the following two conditions:

- This device may not cause interference.
- This device must accept any interference, including interference that may cause undesired operation of the device.

FCC Notice

This device complies with part 15 of the FCC rules. Operation is subject to the following two conditions:

- This device may not cause harmful interference.
- This device must accept any interference received, including interference that may cause undesired operation.

This equipment has been tested and found to comply with limits for a class B digital device, pursuant to part 15 of the FCC rules. These limits are designed to provide reasonable protection against harmful interference in a residential installation. This equipment generates, uses, and can radiate radio frequency energy and, if not installed and used in accordance with the instructions, may cause harmful interference to radio communications. However, there is no guarantee that interference will not occur in a particular installation. If this equipment does cause harmful interference to radio or television reception, which can be determined by turning the equipment off and on, the user is encouraged to try to correct the interference by one or more of the following measures:

- Reorient or relocate the receiving antenna
- Increase the separation between the equipment and receiver
- Connect the equipment into an outlet on a circuit different from that to which the receiver is connected
- Consult the dealer or an experienced radio/tv technician for help

Changes or modifications to this device without the express approval of Caterpillar may void the users authority to use this device.

i08470742

Product Link (PLG641V2 - If Equipped)

SMCS Code: 7490; 7606

Table 5

Model	Cat Part Number
PLG641V2	569-3109

NOTICE

The transmission of information using a Cat Product Link communication device is subject to legal requirements. The legal requirements may vary from location to location, including, but not limited to, radio frequency use authorization. The use of a Cat Product Link communication device must be limited to those locations where all legal requirements for the use of the Cat Product Link communication device and communication network have been satisfied.

If equipment outfitted with the Cat Product Link communication device is located in or relocated to a location where (i) legal requirements are not satisfied or (ii) transmitting or processing of such information across multiple locations would not be legal, Caterpillar disclaims any liability related to such failure to comply, and Caterpillar may discontinue the transmission of information from that equipment.

Consult your Cat dealer with any questions that concern the operation of the Product Link system in a specific country.

Reference: Refer to the Operation and Maintenance Manual of your product for additional information.

sDoC

(Simplified Declaration of Conformity)

European Union



Caterpillar Inc. 100 NE Adams Peoria, IL
61529 USA

Hereby, Caterpillar Inc. declares this radio equipment is in compliance with directive "2014/53/EU". The full text of the European Declaration of Conformity is available at the following web address:

<https://www.cat.com/radio-compliance>

Great Britain



Caterpillar Inc. 100 NE Adams Peoria, IL
61529 USA

Hereby, Caterpillar Inc. declares this radio equipment is in compliance with the relevant statutory requirements. The full text of the Great Britain Declaration of Conformity is available at the following web address:

<https://www.cat.com/radio-compliance>

Caterpillar suggests that the Declaration of Conformity is obtained shortly after purchase.

Specifications

WARNING

This equipment is equipped with a Cat® Product Link communication device. When electric detonators are being used for blasting operations, radio frequency devices can cause interference with electric detonators for blasting operations which can result in serious injury or death. The Product Link communication device should be deactivated within the distance mandated under all applicable national or local regulatory requirements. In the absence of any regulatory requirements Caterpillar recommends the end user perform their own risk assessment to determine safe operating distance.

The PLG641V2 communication device specifications are provided to aid in conducting any related hazard assessment and to ensure compliance with all local regulations:

Table 6

Radio Transmitter Specifications		
Radio Model	Transmitter Frequency Range	Transmitter Power
PLG641V2	824 MHz - 849 MHz (Uplink)	6W max
	869 MHz - 894 MHz (Downlink)	
	1710 MHz - 1755 MHz (Uplink)	
	1850 MHz - 1910 MHz (Uplink)	
	1930 MHz - 1990 MHz (Downlink)	
	2110 MHz - 2115 MHz (Downlink)	

Certification Notices

Canada Notice to Users

This device complies with Industry Canada license exempt RSSs. Operation is subject to the following two conditions:

- This device may not cause interference
- This device must accept any interference, including interference that may cause undesired operation of the device.

This device has been designed to operate with the antenna(s) listed below:

Antennas for Use:

- 588 - 9248 Antenna As Hard Mount

- 589 - 1358 Antenna As Adhesive Mount

FCC Notice

This device complies with part 15 of the FCC rules. Operation is subject to the following two conditions:


- This device may not cause harmful interference.
- This device must accept any interference received, including interference that may cause undesired operation.

This equipment has been tested and found to comply with limits for a class B digital device, pursuant to part 15 of the FCC rules. These limits are designed to provide reasonable protection against harmful interference in a residential installation. This equipment generates, uses, and can radiate radio frequency energy and, if not installed and used in accordance with the instructions, may cause harmful interference to radio communications. However, there is no guarantee that interference will not occur in a particular installation. If this equipment does cause harmful interference to radio or television reception, which can be determined by turning the equipment off and on, the user is encouraged to try to correct the interference by one or more of the following measures:

- Reorient or relocate the receiving antenna
- Increase the separation between the equipment and receiver
- Connect the equipment into an outlet on a circuit different from that to which the receiver is connected
- Consult the dealer or an experienced radio/tv technician for help

Changes or modifications to this device without the express approval of Caterpillar may void the users authority to use this device.

Certification Markings

 **Argentina – This device is approved for use in Argentina. Certificate ID: EX-2020-35132502- -APN-REYS#ENACOM. CT:24771.200529172806.92**

 **Australia – This device is approved for use in Australia.**

Bahrain – This device is approved for use in Bahrain. Approval No.: APV-TAC-0520-TRM-17

Belize – This device is approved for use in Belize. PUC IDENTIFIER: PUC/CI/0732020/BZE

Benin – This device is approved for use in Benin. Approval Dossier No.: DAERT-2020-05-29GJO-MCMVM-1WCGO

Bolivia – This device is approved for use in Bolivia. Certificate ID: ATT-DJ-RA-H-TL LP 396/2020

Botswana – This device is approved for use in Botswana. Type Approval Certificate No.: BOCRA/TA/2020/5704



Brunei – This device is approved for use in Brunei. Certificate ID: DTA-006448

Burkina Faso – This device is approved for use in Burkina Faso. Approval Certificate No.: 000106/ARCEP/SG/DGSN

Cambodia – This device is approved for use in Cambodia. TRC ID: 0193-2020-41V2



Chile – This device is approved for use in Chile. SUBTEL No. 266708 de 23.10.202

Colombia – This device is approved for use in Colombia. CRC Settlement No.: 2020512830

Congo, The Republic of – This device is approved for use in The Republic of Congo. Certificate No.: 100/ARPCE-DG/DAJI/DRSCE/20

Ecuador – This device is approved for use in Ecuador. Certificate ID: ARCOTEL-2020-029365

Ethiopia – This device is approved for use in Ethiopia. ECA/TA/No: 1847/2020

Gambia – This device is approved for use in Gambia. Type Approval No.: TA-0001343

Ghana – This device is approved for use in Ghana. NCA Product ID: SRO-1M- 7E4-X85



Hong Kong – This device is approved for use in Hong Kong. Certification No: HK0012002324

Ivory Coast (Cote D'Ivoire) – This device is approved for use in Ivory Coast. Certificate No.: 3216/DG/DRCT/DCO/SHO

Maldives – This device is approved for use in Maldives. Type Approval Certificate No.: CAM-TAC2020-22

Mali – This device is approved for use in Mali. Certificate No.: 2020-05-050/AMRTP-P

Mauritania – This device is approved for use in Mauritania. Certificate ID: 0794/ARE/2020

Morocco – This device is approved for use in Morocco. Certificate ID: ANRT/DTEC/DAA/SAG/APP/OR/304/2020

Namibia – This device is approved for use in Namibia. Type Approval ID: 2020/8119

Niger – This device is approved for use in Niger. Certificate No.: HOMO-0043/ARCEP/DG/2020

Nigeria – This device is approved for use in Nigeria. NCC ID No. NCC/TSNI/WN/TA/CERT/3576/2020

Peru – This device is approved for use in Peru. Certificate ID: TRFM47740



Philippines – This device is approved for use in Philippines. Type Approval Certificate ID: ESD-CPE-2003586

Qatar – This device is approved for use in Qatar. Type Approval ID: CRA/SM/2020/S-0004608

Senegal – This device is approved for use in Senegal. Certificate ID: 071514/AG/ER



South Africa – This device is approved for use in South Africa. Certificate ID: TA 2020/6287

South Sudan – This device is approved for use in South Sudan. Type Approval Certificate No.: RSS/NCA/TA/2018/5/145



Thailand – This device is approved for use in Thailand. Certificate ID: B38497-20

Togo – This device is approved for use in Togo. Certificate No.: N03/20

Turkey – This device is approved for use in Turkey. Certificate ID: 32423510-254.01-E.4034

UAE – This device is approved for use in UAE. Certificate ID: ER88893/20



United States – This device is approved for use in the United States. FCC ID: QIPPLS8-USR4

Uruguay – This device is approved for use in Uruguay. Certificate ID: VU20200515-005117

Product and Dealer Information

Note: For product identification plate locations, see the section "Product Identification Information" in the Operation and Maintenance Manual.

Delivery Date: _____

Product Information

Model: _____

Product Identification Number: _____

Engine Serial Number: _____

Transmission Serial Number: _____

Generator Serial Number: _____

Attachment Serial Numbers: _____

Attachment Information: _____

Customer Equipment Number: _____

Dealer Equipment Number: _____

Dealer Information

Name: _____ Branch: _____

Address: _____

Dealer Contact

Phone Number

Hours

Sales: _____

Parts: _____

Service: _____

M0075640
©2021 Caterpillar
All Rights Reserved

CAT, CATERPILLAR, LET'S DO THE WORK, their respective logos, "Caterpillar Corporate Yellow", the "Power Edge" and Cat "Modern Hex" trade dress as well as corporate and product identity used herein, are trademarks of Caterpillar and may not be used without permission.

