



# BACKHOE LOADER CENTER PIVOT MODELS PARTS REFERENCE GUIDE

416, 420, 430

SERIAL NUMBER PREFIX: L8P, L9P, L8T, L9T, L8W

**LET'S DO THE WORK.™**






# PROTECT YOUR INVESTMENT WITH GENUINE CAT® PARTS

Thank you for selecting the Cat® Backhoe Loader.

This guide is designed to provide you with a quick reference for the parts and part numbers you need to keep your Cat Backhoe Loader operating at peak efficiency.

## MAINTENANCE

Proactive preventative maintenance extends the life of your machine and protects your investment. Only Caterpillar knows Cat equipment’s filtration and lubrication requirements and offers parts kits to match your machine’s maintenance cycles.

SCHEDULED MAINTENANCE PARTS	
	GREASES
	PLANNED MAINTENANCE KITS

## REPLACEMENT PARTS

Proper maintenance minimizes the need for repair and replacement. In the event that replacement parts are required, the use of genuine Cat parts helps maximize machine performance and maintains high resale value.

WEAR PARTS	SALES MODEL	SERIAL NUMBER PREFIX
GROUND ENGAGING TOOLS	416	L8P, L9P
WEARPADS AND SHIMS		
REPAIR PARTS	420	L8T, L9T
BATTERY		
ENGINE PARTS		
MIRRORS, LIGHTS AND FUSES		
CAB GLASS	430	L8W
ENHANCEMENT PARTS		
QUICK DISCONNECTS		
LINKAGE PIN AND BEARING PARTS		

# GREASES

	STANDARD MAINTENANCE GREASES			GREASES FOR UNIQUE APPLICATIONS AND ENVIRONMENTS
Previous Cat Product Name	Cat Ultra5 Moly #1	Cat Ultra5 Moly #2	Cat Advanced 3 Moly	Hammer Paste
Current Cat Product Name	Cat Extreme Application Grease 1	Cat Extreme Application Grease 2	Cat Prime Application Grease	
Grade (NLGI)	1	2	2	2
Melting Point C° (F°)	>260 (>500)	>260 (>500)	260 (500)	230 (446)
Ambient Temperature C° (F°)	-35 to +40 (-31 to +104)	-30 to +50 (-22 to +122)	-20 to +40 (-4 to +104)	-20 to +1100 (-4 to +2012)
Base Oil Type	Mineral	Mineral	Mineral	Mineral
Color	Dark Gray	Dark Gray	Dark Gray	Bronze
Cartridge (390 g / 14 oz)	452-5996	452-6001	452-6006	130-6951 (standard) 317-8491 (autolube)
Plastic Pail (5 kg / 11 lb)	—	—	—	133-8807
Plastic Pail (16 kg / 35 lb)	452-5999	452-6004	452-6009	—
Keg (55 kg / 120 lb)	452-5998	452-6003	452-6008	—
Drum (180 kg / 400 lb)	452-5997	452-6002	452-6007	—



# PLANNED MAINTENANCE KITS

Backhoe Loader		Engine Oil/Filter Change		Engine Air Filter		Primary Element (applicable serial effectivity)
		Filter Element	Oil Qty L (US Gal) DEO	Primary Element	Secondary Element	
Sales Model	Serial Number Prefix					
416	L8P / L9P	7W-2326	8.8 (2.3)	528-0585	346-6688	1R-1804
420	L8T / L9T					
430	L8W					

Backhoe Loader		Front Differential Oil Change		Front Final Drive Oil Change (each side)		Rear Differential Oil Change		F
		Oil Qty L (US Gal) MTO	O-Ring	Oil Qty L (US Gal) MTO	O-Ring	Oil Qty L (US Gal) MTO	O-Ring	
Sales Model	Serial Number Prefix							
416	L8P / L9P	11 (2.9)	9R-3176 (QTY 2)	0.75 (0.2)	9R-3176	17.3 (4.5)	2M-9780 (QTY 2)	
420	L8T / L9T							
430	L8W							

Backhoe Loader		D (3000 hours)					C
		Belt (Serpentine)		Hydraulic Oil Change	Hydraulic Tank		
Sales Model	Serial Number Prefix	No A/C	With A/C	Oil Qty Hydo Advance L (US Gal)	Breather	No A/C Qty	
416	L8P / L9P	390-0532	390-0536	41 (10.8)	9R-9925	20 (5)	
420	L8T / L9T						
430	L8W						

		Parts Maintenance Kits			
Machine Hours	500	A			
	1000	A	B		
	1500	A			
	2000	A	B		
	2500	A			
	3000	A	B	D	

		Parts Maintenance Kits			
Machine Hours	3500	A			
	4000	A	B		
	4500	A			
	5000	A	B		
	5500	A			
	6000	A	B	D	

		Parts Maintenance Kits			
Machine Hours	6500	A			
	7000	A	B		
	7500	A			
	8000	A	B		
	8500	A			
	9000	A	B	D	

A (500 hours)				
Fuel Filter Change		Cabin Air		Transmission Filter Change
number	Secondary Element (applicable serial number effectivity)	Fresh Air Element	Recirculating Element	Filter Element
	441-5111 (L8P) 460-0310 (L9P)	417-8134	211-2660	471-7003
	441-5111 (L8T) 460-0310 (L9T)			
	441-5111			

B (1000 hours)					
Hydraulic Filter Change			Transmission Oil Change		Transmission
Filter Element	Seal (Housing)	Seal (Plug)	Oil Qty L (US Gal) TDTO	Seal	Breather
362-1163	526-0891	2M-9780	15 (3.9) manual	238-5080 manual	9G-5127 manual
			15 (3.9) manual 19 (5) powershift	238-5080 manual 5P-6718 powershift	9G-5127 manual 7T-3251 powershift

E (12000 hours)	
Cooling System Coolant (ELC) Change	
Qty L (US Gal)	With A/C Qty L (US Gal)
13	22 (5.8)



Parts Maintenance Kits					
Machine Hours	9500	A			
	10000	A	B		
	10500	A			
	11000	A	B		
	11500	A			
	12000	A	B	D	E


# COMMON GROUND ENGAGING TOOLS

Loader		
Description (Width)	Qty	Part Number
Edge Group – Bolt-On (2262 mm)		9R-5321
Cutting Edge	2	9W-8215
Hex Head Nut	8	4K-0367
Washer Hard	8	8T-4122
Plow Bolt	8	3F-5108
Edge Group – Bolt-On (2406 mm)		9R-5320
Cutting Edge	2	118-7110
Hex Head Nut	8	4K-0367
Washer Hard	8	8T-4122
Plow Bolt	8	3F-5108
Edge Group – Bolt-On (2434 mm)		220-4758
Cutting Edge	2	220-4691
Hex Head Nut	8	4K-0367
Washer Hard	8	8T-4122
Plow Bolt	8	3F-5108
Edge Group – Bolt-On (2434 mm)		9R-7948
Cutting Edge	2	9U-9665
Hex Head Nut	12	4K-0367
Plow Bolt	12	3F-5108
Cutting Edge MP (2262 mm)	1	233-3757
Cutting Edge MP (2406 mm)	1	233-0859
Cutting Edge MP (2434 mm)	1	515-9970
Cutting Edge MP (2434 mm)	1	517-1305
Tooth Group – Uni		9R-5866
Unitooth Tip	8	135-8203
Hex Head Nut	16	4K-0367
Plow Bolt	16	4F-3657


Hoe	
Description	Part Number
<b>Diagonal Retention System (DRS230)</b>	
Retainer	201-1239
Pin – GET	500-0269
Diagonal Pin Adapter	
Adapter (25 mm for Rock Buckets)	201-1234
Adapter (20 mm)	201-1235
Adapter (25 mm for Soil Buckets)	253-0234
Tip	
Penetration	208-5235
Chisel	208-5232
Soil Digging	208-5234
Long	208-5236
Twin Sharp	208-5237
Sharp	208-5239
Wide	208-5240
Cutting Edge	
Cutting Edge (1200 mm)	311-6221
Cutting Edge (1500 mm)	311-9239
Cutting Edge (1800 mm)	556-3598



# BATTERY

Backhoe Loader		Battery	Part Number	
Sales Model	Serial Number Prefix			
416	L8P / L9P	Standard	230-6368	
420	L8T / L9T			
430	L8W			

# WEARPADS AND SHIMS

Location	Part Number	
Stabilizer (Rock Guard Option)		
Pad	188-3953	
Extendable Stick		
Pad (Side)	233-5169	
Shim (0.25 mm)	293-9884	
Shim (0.5 mm)	233-5166	
Shim (1 mm)	293-9882	
Shim (2 mm)	233-5167	
Pad (Head - Wedge)	289-9426	
Pad (Nose - Wedge)	217-1577	
Shim (1 mm)	287-5667	
Pad (Top)	226-9764	

# MIRRORS, LIGHTS AND FUSES

Mirrors		Part Number	Lights	Lamp Type	Part Number
Rearview	External	180-0448	Flood Lamp (Front and Rear) Long Range	Halogen Light	214-2969
Bracket	Right	382-2497		Halogen Bulb	9W-0607
Bracket	Left	382-2498	Flood Lamp (Front and Rear) Wide Range	Halogen Light	214-2968
Rear View	Internal	472-9218		Halogen Bulb	9W-0607
Rear View	External Rear	220-4050	Flood Lamp LED (Front and Rear) Wide Range		479-8445
Fuses		Part Number	Lamp Signal (Stop, Tail and Turn) (Rear)	Lamp Assembly	336-9096
3 Amp Mini	395-9584	Halogen Bulb (Stop)		7S-1800	
10 Amp	9W-1442	Halogen Bulb (Signal)		9W-3326	
10 Amp Mini	113-8490	Lens		352-4645	
15 Amp	9W-1441		Lamp Signal (Stop, Tail and Turn) LED (Rear)		387-6627
15 Amp Mini	113-8491		Lamp Signal (Turn) (Front)	Lamp Assembly	449-3759
20 Amp	9W-1446		Dome Lamp	Lamp Assembly	426-0976
25 Amp	1Q-1905		Lamp 12V (Dome)	Lamp	210-8754
30 Amp	192-7727		Beacon (Warning) Strobe Light	Roof Mounted	140-3668
40 Amp	232-6313		Beacon (Rotating Warning)	Roof Mounted	180-3664
50 Amp	418-0363			Halogen Bulb	9X-8118
			Beacon (Rotating Warning)	Roof Mounted	309-1325
				Halogen Bulb	9X-8118

# ENGINE PARTS

Backhoe Loader				Engine	Long Block	Alternator	
Sales Model	Serial Number Prefix	Engine Gross Power Rating*	Emissions				
416	L9P	68.5 kW (92 hp)	U.S. EPA Tier 2 /EU Stage II	556-7913	20R-4053	383-2557	236
	L8P			521-6420			
	L9P	70 kW (94 hp)	U.S. EPA Tier 3/ EU Stage IIIA	556-7899	-		
	L8P			521-6422			
420	L9T	74.5 kW (100 hp)	Tier 2/Stage II	556-7885	20R-4053	383-2557	23
	L8T			521-6421			
	L9T		Tier 3/Stage IIIA	556-7905	-		
	L8T			521-6423			
430	L8W		Tier 3/Stage IIIA	521-6423			

\*ISO14396

# CAB GLASS

Position	Part Number	Sales Model	Serial Number Prefix
Windscreen (Top)	382-2342	All	All
Windscreen (Bottom Right)	382-2344		
Windscreen (Bottom Left)	382-2343		
Left Door (Top)	382-2261		
Left Door (Bottom)	382-2263		
Right Door (Top)	382-2274		
Right Door (Bottom)	382-2269		
Left Rear (Top)	382-2249		
Left Rear (Bottom)	382-2310		
Right Rear (Top)	382-2250		
Right Rear (Bottom)	382-2311		
Rear Glass (Top Section)	579-4824		
Rear Glass (Bottom Section)	545-6550		



Part Number / Reman								
Fuel Injector		Fuel Injection Pump		Water Pump	Starting Motor		Turbocharger	
36-1674	20R-0471	249-9226	10R-9721	354-1672	143-0539	0R-4316	237-3786	10R-9577
315-3381		326-8993	20R-4832	355-2252	303-5795		315-9721	20R-4005
36-1674	20R-0471	236-8228		354-1672	143-0539		237-3786	10R-9577
315-3381		326-9147	20R-6819	355-2252	303-5795		326-9153	—



## QUICK DISCONNECTS

Get the most out of your Cat Backhoe Loader with a wide range of hydraulic work tool attachments that can be easily interchanged with Quick Disconnects. Contact your Cat dealer for a complete list of all available attachments.

Function	Twist to connect – Connect under pressure			
	Male	Cap	Female	Cap
Loader	439-1589	471-1018	439-1588	471-1017
Hoe	439-1591		439-1590	



# FRONT LOAD – 6-BAR LOADER LINKAGE STANDARD COUPLER

Linkage Pins							
Sales Model	Serial Number Prefix	A	B Arm	B Coupling	C Arm	C	
416	L8P	341-6152 Pin	546-6477 Pin (QTY 2)	–	360-2823 Pin Assembly		
	L9P		–	563-2216 Pin Assembly		360-	
420	L9T		–	–	542-7723 Pin Assembly (QTY 2)	–	54-
	L8T		546-6477 Pin (QTY 2)	–	–	360-2823 Pin Assembly	
430	L8W		–	–	–	–	

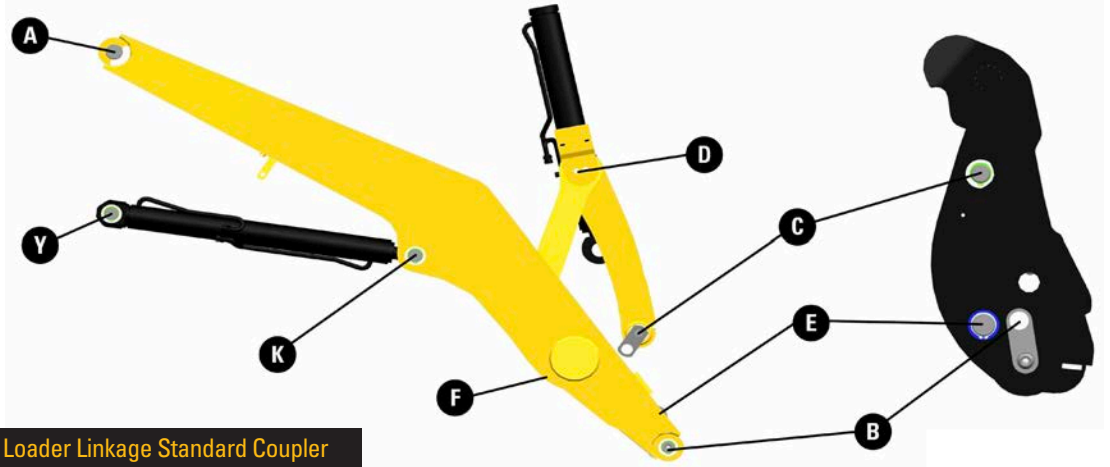
Bearings						
Sales Model	Serial Number Prefix	B Arm	C Arm	D	E Arm	F
416	L8P, L9P	9R-0411 Bushing (QTY 4)	9R-5828 Bushing (QTY 2)	531-3531 Bearing (QTY 4) 362-5025 Bushing (QTY 2)	362-5027 Bushing (QTY 2)	362-
420	L9T, L8T					
430	L8W					

Seals and Grease Fittings				
Sales Model	Serial Number Prefix	B Arm	B Coupling	
416	L8P	3B-8489 Grease Fitting (QTY 2)	–	
420	L9T	–	3B-8489 Grease Fitting (QTY 2)	
	L8T	3B-8489 Grease Fitting (QTY 2)	–	

Retention Hardware						
Sales Model	Serial Number Prefix	A	B Arm	B Coupling	C Arm	C
416	L8P	372-5024 Plate (QTY 2) 8T-4139 Bolt (QTY 4) 8T-4223 Washer (QTY 4) 128-7903 Spacer (QTY 2) 128-7905 Spacer (QTY 2)	111-4337 Washer (QTY 6) 6V-3213 Retaining Ring (QTY 4) 9R-0158 Washer (QTY 4) 363-2856 Shim (QTY 2) 363-2855 Shim (QTY 3)	–	8T-4956 Bolt 7X-0618 Washer 361-7826 Tube 9R-0158 Washer (QTY 4)	
	L9P			563-2268 Pin 563-2269 Ring		8T- 329-33
420	L9T	372-5024 Plate (QTY 2) 8T-4139 Bolt (QTY 4) 8T-4223 Washer (QTY 4) 128-7903 Spacer 128-7905 Spacer (QTY 3)	–	7X-0590 Washer (QTY 2) 8T-4956 Bolt (QTY 2) 363-2855 Shim (QTY 8) 363-2856 Shim (QTY 6)	–	545-512 545-51 6V-834
	L8T	372-5024 Plate (QTY 2) 8T-4139 Bolt (QTY 4) 8T-4223 Washer (QTY 4) 128-7903 Spacer (QTY 2) 128-7905 Spacer (QTY 2)	111-4337 Washer (QTY 6) 6V-3213 Retaining Ring (QTY 4) 9R-0158 Washer (QTY 4) 363-2856 Shim (QTY 2) 363-2855 Shim (QTY 3)	–	8T-4956 Bolt 7X-0618 Washer 361-7826 Tube 9R-0158 Washer (QTY 4)	
430	L8W	372-5024 Plate (QTY 2) 8T-4139 Bolt (QTY 4) 8T-4223 Washer (QTY 4) 128-7903 Spacer 128-7905 Spacer (QTY 3)	–	–	–	

Coupling	D	E Arm	E Coupling	F	K	Y
-	361-0415 Trunnion	364-3011 Pin Assembly	-	360-2822 Pin	362-3269 Pin (Right) 362-3270 Pin (Left)	360-2816 Pin (QTY 2)
361-1110 Pin		-	132-3778 Pin			
364-1534 Pin		-	544-1533 Pin			
-		364-3011 Pin Assembly	-			

K	Y
362-5024 Bushing (QTY 2)	362-5024 Bushing (QTY 2)

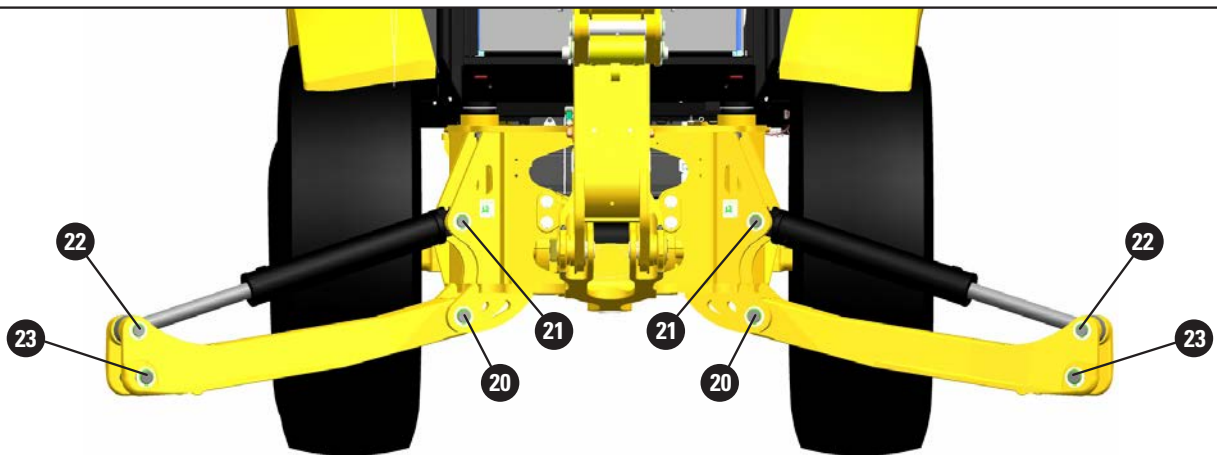


Front Load - 6-Bar Loader Linkage Standard Coupler

Coupling	D	E Arm	E Coupling	F	K	Y
-	358-1472 Spacer (QTY 2) 101-0117 Plate 362-1201 Plate 8T-4121 Washer (QTY 4) 8T-4137 Bolt (QTY 4)	7X-0618 Washer 9R-1502 Washer 8T-4956 Bolt	-	111-4337 Washer (QTY 5) 6V-3213 Retaining Ring (QTY 2) 9R-0158 Washer (QTY 2) 231-7499 Washer (QTY 4) 361-7826 Tube	373-8390 Shim (QTY 6) 7X-0542 Washer (QTY 7) 6V-4364 Retaining Ring (QTY 4)	6V-7744 Lock Nut (QTY 2) 105-3479 Bolt (QTY 2) 373-8390 Shim (QTY 4) 6V-4364 Retaining Ring (QTY 2) 7X-0542 Washer (QTY 6)
8T-5412 Bolt 8T-4956 Nut (QTY 2)		-	8T-6685 Bolt 8T-4133 Nut (QTY 2)			
2 Washer (QTY 2) 23 Shim (QTY 3) 4 Retaining Ring (QTY 2)		-	111-4337 Washer (QTY 6) 6V-3213 Retaining Ring (QTY 2) 9R-0158 Washer (QTY 4) 231-7499 Washer (QTY 4) 361-7826 Tube			
-		7X-0618 Washer 9R-1502 Washer 8T-4956 Bolt	-			

# CENTER PIVOT STABILIZERS

Linkage Pins		20	21	22	23
Sales Model	Serial Number Prefix				
416	L8P, L9P	374-7900 Pin (QTY 2)	376-7520 Pin (QTY 2)	380-9478 Pin (QTY 2)	238-9546 Shaft (QTY 2)
420	L8T, L9T				
430	L8W				
Bearings		20	21	22	
Sales Model	Serial Number Prefix				
416	L8P, L9P	9R-0411 Bushing (QTY 4)	9R-0321 Bushing (QTY 4)	9R-0321 Bushing (QTY 4)	
420	L8T, L9T				
430	L8W				
Retention Hardware		20	21	22	23
Sales Model	Serial Number Prefix				
416	L8P, L9P	111-4337 Washer (QTY 2) 6V-3213 Retaining Ring (QTY 4) 9R-0158 Washer (QTY 12)	119-4594 Washer (QTY 2) 6V-8144 Retaining Ring (QTY 4) 9R-0109 Washer (QTY 8)	6V-8144 Retaining Ring (QTY 4) 9R-0109 Washer (QTY 8)	6V-3213 Retaining Ring (QTY 4) 9R-0158 Washer (QTY 14)
420	L8T, L9T				
430	L8W				



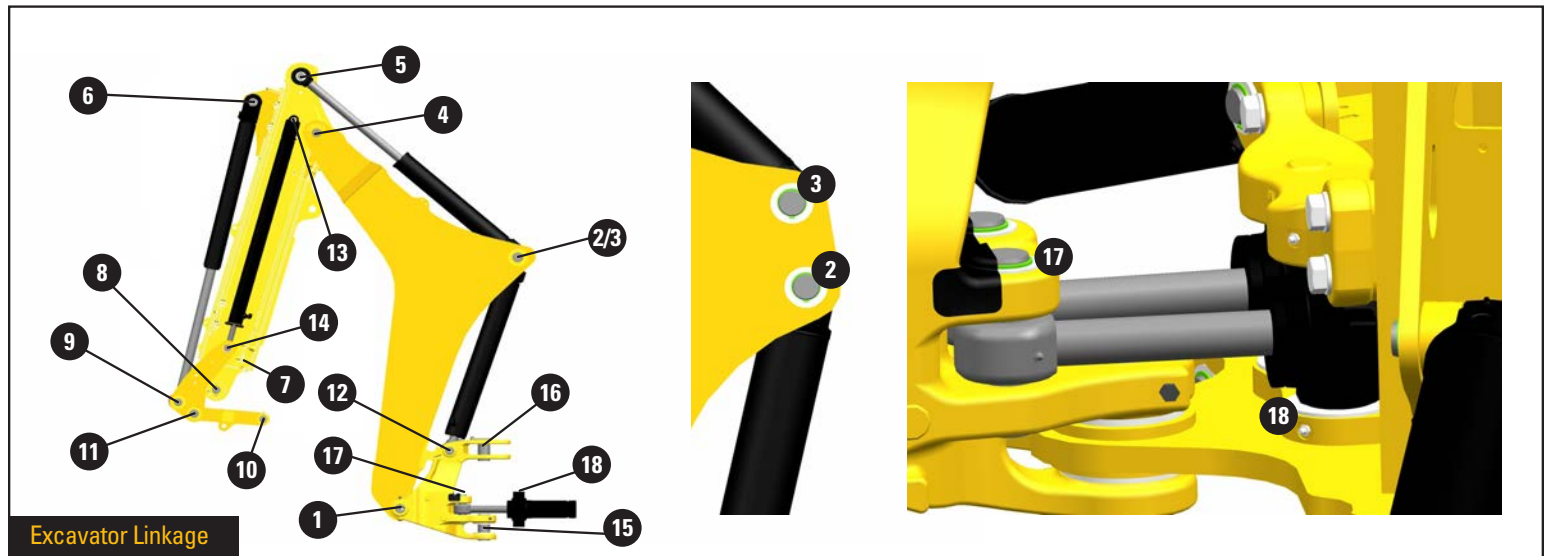
Center Pivot Stabilizers



# EXCAVATOR LINKAGE

## Linkage Pins

Sales Model	Serial Number Prefix	Stick Type Standard Stick: Areas 4,5,6,7 Extendable Stick: Areas 4,5,6,7,13 and 14	Linkage Type (Pts 7,8,9,10 & 11)	1	2	4	5	6	7	8	9
416	L8P, L9P	Standard	Fabricated	237-5330 Pin (QTY 2)	445-5660 Pin	473-0239 Pin Assembly	213-6714 Pin	213-6696 Pin	213-6697 Pin	154-5280 Pin	154-5280 Pin
		Extendable						220-1019 Pin	220-1018 Pin		
420	L9T, L8T	Standard	Fabricated	237-5330 Pin (QTY 2)	426-0422 Pin	473-0238 Pin Assembly	213-6695 Pin	213-6696 Pin	213-6697 Pin	154-5280 Pin	154-5280 Pin
		Extendable						220-1019 Pin	220-1018 Pin		
430	L8W	Standard	Fabricated	130-2533 Pin (QTY 2)	213-6717 Pin	213-6728 Pin Assembly	213-6728 Pin	213-6696 Pin	213-6697 Pin	154-5280 Pin	154-5280 Pin
		Extendable- 16 Ft						220-1019 Pin	220-1018 Pin		



	10	11	12	13	14	15	16	17	18
78 Pin	154-5279 Pin	213-6698 Pin	209-6850 Pin Assembly	-	-	341-9483 Pin	341-9484 Pin Assembly	341-9488 Pin (QTY 2)	381-8085 Cylinder Assembly 381-8086 Cylinder Assembly
				214-6143 Pin	220-1018 Pin				
				-	-				
				214-6143 Pin	220-1018 Pin				
			213-6709 Pin Assembly	-	-				
				214-6143 Pin	220-1018 Pin				



# EXCAVATOR LINKAGE

## Bearings

Sales Model	Serial Number Prefix	Stick Type Standard Stick: Areas 4,5,6,7 Extendable Stick: Areas 4,5,6,7,13 and 14	Linkage Type (Pts 7,8,9,10 & 11)	1	2	3	4	5	6
416	L8P, L9P	Standard	Fabricated	209-6181 Bushing (QTY 2) 237-0944 Bushing (QTY 2) 278-5454 Bushing (QTY 2)	214-3855 Bearing (QTY 2)	214-2255 Bushing (QTY 2)	9R-0170 Bushing (QTY 2)	9R-3092 Bushing (QTY 2)	
		Extendable							
420	L9T, L8T	Standard	Fabricated		212-8960 Bearing (QTY 2)	215-1906 Bushing (QTY 2)	213-6683 Bushing (QTY 2)	213-6682 Bushing (QTY 2)	9R-0139 Bushing (QTY 2)
		Extendable							
430	L8W	Standard	Fabricated	217-1460 Bushing (QTY 2) 236-8158 Bushing (QTY 2) 278-5455 Bushing (QTY 2)	220-1013 Bearing (QTY 2) 250-1563 Bearing (QTY 2)	217-6046 Bushing (QTY 2)	213-6715 Bushing (QTY 2)	213-6719 Bushing (QTY 2)	
		Extendable - 16 Ft							

## Seals and Grease Fittings

Sales Model	Serial Number Prefix	1	2	3
416	L8P, L9P			
420	L9T, L8T	3B-8489 Grease Fitting (QTY 2)	6V-9746 Seal-O-Ring	6V-8398 Seal-O-Ring
430	L8W			



7	8	9	10	11	12	15	16	17	18
9R-0162 Bushing (QTY 2) 213-6687 Bushing (QTY 2)	9R-0162 Bushing (QTY 2)	9R-0162 Bushing (QTY 4)	213-6703 Bearing (QTY 2)	9R-0170 Bushing (QTY 4)	326-3362 Bushing	220-1013 Bushing	220-1013 Bushing	213-6702 Bushing (QTY 4) 274-4274 Bushing (QTY 2)	9T-2883 Bushing (QTY 4) 9R-4110 Bushing (QTY 2) 1G-8169 Bushing (QTY 2)
286-7166 Bushing (QTY 2) 213-6687 Bushing (QTY 2)									
9R-0162 Bushing (QTY 2) 213-6687 Bushing (QTY 2)									
286-7166 Bushing (QTY 2) 213-6687 Bushing (QTY 2)									
9R-0162 Bushing (QTY 2) 213-6687 Bushing (QTY 2)									
213-6687 Bushing (QTY 2) 286-7166 Bushing (QTY 2)					250-1561 Bushing (QTY 2)				

7	15	16
3B-8489 Grease Fitting (QTY 2)	3B-8489 Grease Fitting	3B-8489 Grease Fitting

# EXCAVATOR LINKAGE

## Retention Hardware

Sales Model	Serial Number Prefix	Stick Type Standard Stick: Areas 4,5,6,7 Extendable Stick: Areas 4,5,6,7,13 and 14	Linkage Type (Pts 7,8,9,10 & 11)	1	2	4	5	6	7	8	
416	L8P	Standard	Fabricated	6V-7687 Lock Nut (QTY 2)	176-0626 Washer (QTY 4)  375-1442 Retaining Ring (QTY 2)	286-3086 Spacer (QTY 3)  473-0240 Plate (QTY 2)	6V-4364 Retaining Ring (QTY 2)	6V-8344 Retaining Ring (QTY 2) 9R-1502 Washer (QTY 6)	6V-4364 Retaining Ring (QTY 2) 9R-1510 Washer (QTY 2) 220-7108 Washer (QTY 2)	9R-1510 Washer (QTY 5) 3B-5319 Cotter Pin (QTY 2)	
		Extendable						6V-8344 Retaining Ring (QTY 2) 9R-5238 Spacer (QTY 6)	6V-4364 Retaining Ring (QTY 2) 9R-1510 Washer (QTY 3) 220-7108 Washer (QTY 2)		
	L9P	Standard	Fabricated					9R-1510 Washer (QTY 4)	6V-8344 Retaining Ring (QTY 2) 9R-1502 Washer (QTY 6)		6V-4364 Retaining Ring (QTY 2) 9R-1510 Washer (QTY 4) 220-7108 Washer (QTY 2)
		Extendable						8T-4192 Bolt 8T-4895 Washer	6V-8344 Retaining Ring (QTY 2) 9R-5238 Spacer (QTY 6)		6V-4364 Retaining Ring (QTY 2) 9R-1510 Washer (QTY 2) 220-7108 Washer (QTY 2)
420	L9T, L8T	Standard	Fabricated	8T-7930 Bolt (QTY 2)	9R-0481 Washer (QTY 4) 095-7950 Retaining Ring (QTY 2)	9R-8292 Spacer (QTY 3) 473-0240 Plate (QTY 2)	375-1442 Retaining Ring (QTY 2) 215-9690 Washer (QTY 4)	6V-8344 Retaining Ring (QTY 2) 9R-1502 Washer (QTY 2)	6V-4364 Retaining Ring (QTY 2) 9R-1510 Washer (QTY 4) 220-7108 Washer (QTY 2)	220-7108 Washer (QTY 2)	
		Extendable		8T-4192 Bolt 8T-4895 Washer	6V-8344 Retaining Ring (QTY 2) 9R-5238 Spacer (QTY 6)	6V-4364 Retaining Ring (QTY 2) 9R-1510 Washer (QTY 3) 220-7108 Washer (QTY 2)					
430	L8W	Standard	Fabricated	8C-3114 Ring Retaining (QTY 2)	254-7211 Plate (QTY 4)	286-3088 Spacer (QTY 3)	095-7950 Ring Retaining (QTY 2)	6V-8344 Ring Retaining (QTY 2) 9R-1502 Washer (QTY 4)	6V-4364 Ring Retaining (QTY 2) 9R-1510 Washer (QTY 4) 220-7108 Washer (QTY 2)	220-7108 Washer (QTY 2)	
		Extendable			9R-0481 Washer (QTY 4)		6V-8344 Ring Retaining (QTY 2) 9R-5238 Spacer (QTY 6)	6V-4364 Ring Retaining (QTY 2) 9R-1510 Washer (QTY 3) 220-7108 Washer (QTY 2)			

9	10	11	12	13	15	16	17	18
				-				
				1L-3768 Retaining Ring (QTY 2) 111-9251 Washer (QTY 2) 233-5169 Pad (QTY 4) 233-5166 Shim (QTY 16) 233-5167 Shim (QTY 4) 293-9882 Shim (QTY 8) 293-9884 Shim (QTY 8)				
				-				
6V-4364 Retaining Ring (QTY 2) 9R-1510 Washer (QTY 6)	9R-0158 Washer (QTY 7) 3B-5319 Cotter Pin (QTY 2) 111-4337 Washer (QTY 4)	6V-8344 Retaining Ring (QTY 2) 9R-1502 Washer (QTY 6) 210-1707 Shim (QTY 2)	8T-4139 Bolt 8T-4821 Washer 9R-7882 Spacer	1L-3768 Retaining Ring (QTY 2) 111-9251 Washer (QTY 2) 233-5169 Pad (QTY 4) 233-5166 Shim (QTY 16) 233-5167 Shim (QTY 4) 293-9882 Shim (QTY 8) 293-9884 Shim (QTY 8)	6V-7687 Lock Nut 8T-7930 Bolt 280-7732 Washer (QTY 2)	136-1122 Spacer 8T-4139 Bolt 8T-4821 Washer	6V-4364 Retaining Ring (QTY 4) 7X-0542 Washer (QTY 2) 465-3495 Guard	9R-0481 Washer (QTY 2)
				-				
				1L-3768 Retaining Ring (QTY 2) 111-9251 Washer (QTY 2) 233-5169 Pad (QTY 4) 233-5166 Shim (QTY 16) 233-5167 Shim (QTY 4) 293-9882 Shim (QTY 8) 293-9884 Shim (QTY 8)				
				-				
				1L-3768 Ring Retaining (QTY 2) 111-9251 Washer (QTY 2) 233-5169 Pad (QTY 4) 233-5166 Shim (QTY 16) 233-5167 Shim (QTY 4) 293-9882 Shim (QTY 8) 293-9884 Shim (QTY 8)				



**LET'S DO THE WORK.™**

AEXQ3351-00  
(South America)

June 2021

© 2021 Caterpillar. All Rights Reserved. CAT, CATERPILLAR, LET'S DO THE WORK, their respective logos, "Caterpillar Corporate Yellow," the "Power Edge" and Cat "Modern Hex" trade dress, as well as corporate and product identity used herein, are trademarks of Caterpillar and may not be used without permission.

