



M317

Wheeled Excavator

Technical Specifications

Configurations and features may vary by region. Please consult your Cat® dealer for availability in your area.

Table of Contents

Specifications	2
Engine	2
Drive	2
Service Refill Capacities	2
Swing Mechanism	2
Undercarriage	2
Operating Weights	2
Major Component Weights	3
Hydraulic System	3
Tires	3
Dozer Blade	4
Vibration Levels	4
Standards	4
Sound Performance	4
Air Conditioning System	4
Dimensions	5
Undercarriage Dimensions	6
Working Ranges	7
Lift Capacities – Variable Adjustable Boom	8
Bucket Specifications and Compatibility	12
Attachments Offering Guide	16
Standard and Optional Equipment	21
Dealer Installed Kits and Attachments	23
Cab Options	24
M317 Environmental Declaration	25

M317 Wheeled Excavator Specifications

Engine

Engine Model	Cat® C4.4	
Engine Power		
ISO 14396	110 kW	148 hp
ISO 14396 (DIN)	150 mhp (PS)	
Net Power		
ISO 9249	105 kW	141 hp
ISO 9249 (DIN)	143 mhp (PS)	
Bore	105 mm	4.1 in
Stroke	127 mm	5.0 in
Displacement	4.4 L	268.5 in ³
Biodiesel Capability	Up to B20 ⁽¹⁾	
Number of Cylinders	4	

- Meets EU Stage V emission standards.
- Advertised power is tested per the specified standard in effect at the time of manufacture.
- Net power advertised is the power available at the flywheel when engine is equipped with fan, air cleaner, CEM exhaust gas aftertreatment, alternator, and cooling fan running at intermediate speed.
- Recommended for use up to 3000 m (9,843 ft) altitude with engine power derate above 3000 m (9,843 ft).
- Rated speed 2,200 rpm.

⁽¹⁾Cat diesel engines are required to use ULSD (ultra-low sulfur diesel fuel with 15 ppm of sulfur or less) or ULSD blended with the following lower-carbon intensity fuels** up to:

- ✓ 20% biodiesel FAME (fatty acid methyl ester)*
- ✓ 100% renewable diesel, HVO (hydrotreated vegetable oil) and GTL (gas-to-liquid) fuels

Refer to guidelines for successful application. Please consult your Cat dealer or “Caterpillar Machine Fluids Recommendations” (SEBU6250) for details.

**Engines with no aftertreatment devices can use higher blends, up to 100% biodiesel (for use of blends higher than 20% biodiesel, consult your Cat dealer).*

***Tailpipe greenhouse gas emissions from lower-carbon intensity fuels are essentially the same as traditional fuels.*

Drive

Forward/Reverse		
1st Gear	10 km/h	6.2 mph
2nd Gear	35 km/h	21.7 mph
Creeper Speed		
1st Gear	5.5 km/h	3.4 mph
2nd Gear	15 km/h	9.3 mph
Drawbar Pull	104 kN	23,380 lbf
Maximum Gradeability at (19 000 kg/41,890 lb)	65%	

Service Refill Capacities

Fuel Tank (total capacity)	290 L	76.6 gal
Diesel Exhaust Fluid Tank	20 L	5.3 gal
Cooling System	24 L	6.3 gal
Engine Oil	13 L	3.4 gal
Hydraulic Tank	121 L	32.0 gal
Hydraulic System (including tank)	280 L	74 gal
Rear Axle Housing (differential)	14 L	3.7 gal
Front Steering Axle (differential)	10.5 L	2.8 gal
Final Drive (each)	2.5 L	0.7 gal
Powershift Transmission	2.5 L	0.7 gal

Swing Mechanism

Maximum Swing Speed	9.4 rpm	
Maximum Swing Torque	42 kN·m	31,080 lbf-ft
Maximum Towable Trailer Mass	8000 kg	17,640 lb

Undercarriage

Ground Clearance	360 mm	14.2 in
Maximum Steering Angle	35°	
Oscillation Axle Angle	± 8.5°	
Minimum Turning Radius		
Outside of Tire	6600 mm	21.6 ft
Outside of Tire (plastic fender)	7900 mm	25.9 ft
End of Variable Adjustable Boom	7100 mm	23.3 ft

Operating Weights*

Minimum	17 200 kg	37,920 lb
Maximum	19 950 kg	43,980 lb
Typical Configurations:		
Variable Adjustable Boom**		
Rear Blade Only	17 700 kg	39,020 lb
Blade and Outriggers	19 200 kg	42,330 lb
Front and Rear Outriggers	19 400 kg	42,770 lb

*Operating weight includes full fuel tank, operator, GD bucket, and dual pneumatic tires. Weight varies depending on configuration.

**Typical configurations include 2.5 m (8'2") stick and 4300 kg (9,460 lb) counterweight.

M317 Wheeled Excavator Specifications

Major Component Weights

Boom (including VA and stick cylinder, pins and standard hydraulic lines)		
5.2 m (17'1") Variable Adjustable Boom	2200 kg	4,850 lb
Sticks (including cylinder, bucket linkage, pins and standard hydraulic lines)		
2.2 m (7'3") Stick	790 kg	1,740 lb
2.5 m (8'2") Stick	810 kg	1,790 lb
Counterweight		
4300 kg (9,460 kg) Counterweight	4300 kg	9,460 lb
Undercarriage (including axles, standard tires and steps)		
Rear (radial) Blade	4470 kg	9,850 lb
Rear (radial) Blade – Wide Axle	4555 kg	10,040 lb
Rear Blade	4960 kg	10,930 lb
Rear Blade – Wide Axle	5045 kg	11,120 lb
Rear Blade – Trailer	4470 kg	9,850 lb
Rear Blade Parallel	4500 kg	9,920 lb
Rear Blade Parallel with Trailer	5025 kg	11,076 lb
Front Blade/Rear Outrigger – Trailer	6030 kg	13,293 lb
Front Blade/Rear Outrigger	5965 kg	13,150 lb
Rear Blade/Front Outrigger	5965 kg	13,150 lb
Rear Outrigger/Front Outrigger	6150 kg	13,560 lb
Buckets		
CW Bucket GD 1200 mm (47"), 0.91 m ³ (1.19 yd ³)	650 kg	1,430 lb
Pin-On Bucket GD 1200 mm (47"), 0.91 m ³ (1.19 yd ³)	680 kg	1,500 lb
Quick Couplers		
CW30 Dedicated Quick Coupler	220 kg	490 lb
Pin Grabber Quick Coupler	300 kg	660 lb

Hydraulic System

Maximum Pressure – Implement Circuit		
Normal	35 000 kPa	5,076 psi
Heavy Lift	37 000 kPa	5,366 psi
Travel Circuit	35 000 kPa	5,076 psi
Maximum Pressure – Auxiliary Circuit		
High Pressure	35 000 kPa	5,076 psi
Medium Pressure	17 000 kPa	2,466 psi
Swing Mechanism	33 000 kPa	4,786 psi
Maximum Flow		
Implements	254 L/min	67 gal/min
Travel Circuit	200 L/min	53 gal/min
Auxiliary Circuit		
High Pressure	250 L/min	66 gal/min
Medium Pressure	55 L/min	15 gal/min
Swing Mechanism	98 L/min	26 gal/min
Cylinders		
Boom Cylinder (VA) – Bore	115 mm	0'5"
Boom Cylinder (VA) – Stroke	954 mm	3'2"
VAB Cylinder – Bore	140 mm	0'6"
VAB Cylinder – Stroke	743 mm	2'5"
Stick Cylinder – Bore	115 mm	0'5"
Stick Cylinder – Stroke	1147 mm	3'9"
Bucket Cylinder – Bore	100 mm	0'4"
Bucket Cylinder – Stroke	1055 mm	3'6"

Tires

Standard	10.00-20 (dual pneumatic)
Optional	315/70R22.5 (dual pneumatic spacerless) 445/70/R19.5 TL XF (single pneumatic) 300-80-22.5 (dual pneumatic, spacerless)

M317 Wheeled Excavator Specifications

Dozer Blade

Blade Type	Parallel	
Width	2540 mm	8'4"
Blade Roll-Over Height	570 mm	1'10"
Blade Total Height	610 mm	2'0"
Maximum Lowering Depth From Ground	130 mm	0'5"
Maximum Raising Height Above Ground	495 mm	1'7"
Blade Type	Radial	
Width	2540 mm	8'4"
Blade Roll-Over Height	540 mm	1'9"
Blade Total Height	580 mm	1'11"
Maximum Lowering Depth From Ground	120 mm	0'5"
Maximum Raising Height Above Ground	475 mm	1'7"

Vibration Levels

Maximum Hand/Arm (ISO 5349-2001)	<2.5 m/s ²	<8.2 ft/s ²
Maximum Whole Body (ISO/TR 25398:2006)	<0.5 m/s ²	<1.6 ft/s ²
Seat Transmissibility Factor (ISO 7096:2020-spectral class EM6)	<0.7	

Standards

Brakes	ISO 3450:2011
Cab/Rollover Protective Structure (ROPS)	ISO 12117-2:2008
Operator Protective Guards (OPG) (optional)	ISO 10262:1998 Level II
Cab/Sound Levels	Meets appropriate standards as listed below

Sound Performance

ISO 6396:2008 internal	70 dB(A)
ISO 6395:2008 external	100 dB(A)

- External Sound – The labeled spectator sound power level represents the Guaranteed Value per 2000/14/EC amended by 2005/88/EC, when properly equipped, and is measured according to the test procedures and conditions specified in ISO 6395:2008. The measurements were conducted at 70% of the maximum engine cooling fan speed.
- Internal Sound – The operator sound pressure level is measured according to the test procedures and conditions specified in ISO 6396:2008 for a cab offered by Caterpillar, when properly installed and maintained and tested with the door and windows closed. The measurements were conducted at 70% of the maximum engine cooling fan speed.
- Hearing protection may be needed when operating with an open operator station and cab (when not properly maintained for doors/windows open) for extended periods or in noisy environment(s).

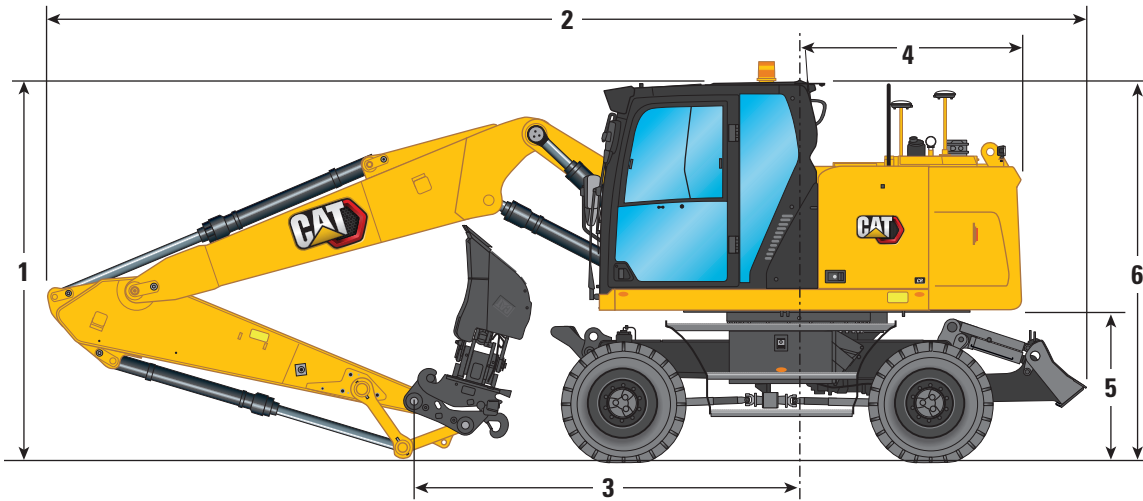
Air Conditioning System

The air conditioning system on this machine contains the fluorinated greenhouse gas refrigerant R134a (Global Warming Potential = 1430). The system contains 1.0 kg of refrigerant, which has a CO₂ equivalent of 1.43 metric tonnes.

M317 Wheeled Excavator Specifications

Dimensions

All Dimensions are approximate. Values are with 10.00-20 Dual Pneumatic Tires.



Boom Option

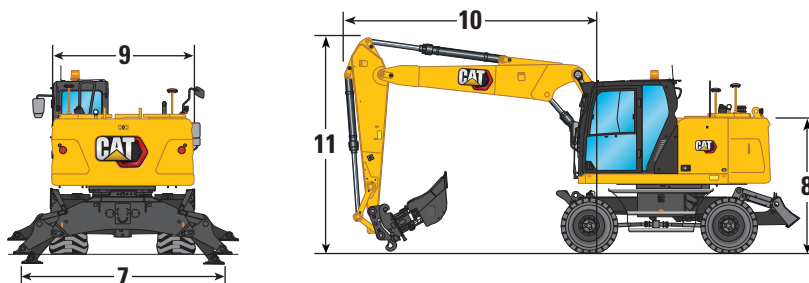
Variable Adjustable Boom 5.2 m (17'1")

Stick Options

2.2 m (7'3")

2.5 m (8'2")

1 Shipping Height		
With Operator Protective Guard (highest point between boom and cab)	3320 mm (10'11")	3320 mm (10'11")
Without OPG	3230 mm (10'7")	3250 mm (10'8")
2 Shipping Length	8720 mm (28'7")	8720 mm (28'7")
3 Support Point	3860 mm (12'8")	3520 mm (11'7")
4 Tail Swing Radius	1850 mm (6'1")	1850 mm (6'1")
5 Counterweight Clearance	1300 mm (4'3")	1300 mm (4'3")
6 Cab Height		
No OPG	3200 mm (10'6")	3200 mm (10'6")
With OPG	3320 mm (10'11")	3320 mm (10'11")
Overall Machine Width		
Width with Outriggers on Ground	3820 mm (12'6")	3820 mm (12'6")
Width with Outriggers Up	2540 mm (8'4")	2540 mm (8'4")
Width with Blade	2540 mm (8'4")	2540 mm (8'4")
Width with Blade (wide axles)	2750 mm (9'0")	2750 mm (9'0")
7 Width with Outriggers Fully Down	3650 mm (12'0")	3650 mm (12'0")
8 Enclosure Height (doors)	2500 mm (8'2")	2500 mm (8'2")
9 Upperframe Width	2540 mm (8'4")	2540 mm (8'4")
Roading Position		
10 Steering Wheel to Linkage in Roading Position	3210 mm (10'6")	3210 mm (10'6")
11 Height in Roading Position	3980 mm (13'1")	3980 mm (13'1")



M317 Wheeled Excavator Specifications


Undercarriage Dimensions

All Dimensions are approximate. Values are with 10.00-20 Dual Pneumatic Tires.

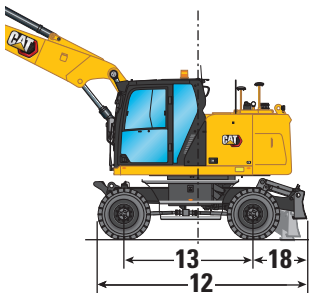
Undercarriage	Rear Blade – Parallel*	Rear Blade – Radial	Rear Blade/ Front Outrigger	Rear Outrigger/ Front Blade	Rear Outrigger/ Front Outrigger
12 Overall Undercarriage Length	4440 mm (14'7")	4360 mm (14'4")	5050 mm (16'7")	5050 mm (16'7")	4955 mm (16'3")
13 Wheel Base	2700 mm (8'10")	2550 mm (8'4")	2700 mm (8'10")	2700 mm (8'10")	2700 mm (8'10")
14 Swing Bearing Center to Rear Axle	1250 mm (4'1")	1100 mm (3'7")	1250 mm (4'1")	1250 mm (4'1")	1250 mm (4'1")
Swing Bearing Center to Rear Axle (wide axles)	1250 mm (4'1")	1100 mm (3'7")	—	—	—
15 Swing Bearing Center to Front Axle	1450 mm (4'9")	1450 mm (4'9")	1450 mm (4'9")	1450 mm (4'9")	1450 mm (4'9")
16 Rear Axle to Rear Outrigger (mid)	—	—	—	830 mm (2'9")	830 mm (2'9")
17 Front Axle to Front Outrigger (mid)	—	—	875 mm (2'10")	—	875 mm (2'10")
18 Rear Axle to Parallel Blade (end)	1200 mm (3'11")	—	1200 mm (3'11")	—	—
Rear Axle to Radial Blade (end)	—	1275 mm (4'2")	—	—	—
Front Axle to Parallel Blade (end)	—	—	—	1245 mm (4'1")	—
19 Maximum Outrigger Depth	—	—	120 mm (0'5")	120 mm (0'5")	120 mm (0'5")
20 Blade Width (standard axles)	2540 mm (8'4")	2540 mm (8'4")	2540 mm (8'4")	2540 mm (8'4")	—
Blade Width (wide axles)	2750 mm (9'0")	2740 mm (9'0")	2750 mm (9'0")	2750 mm (9'0")	—
Maximum Blade Depth Below Ground	130 mm (0'5")	120 mm (0'5")	130 mm (0'5")	130 mm (0'5")	—
Ground Clearance					
Lowest Step Clearance	405 mm (1'4")	405 mm (1'4")	405 mm (1'4")	405 mm (1'4")	405 mm (1'4")
21 Outrigger Clearance	325 mm (1'1")	325 mm (1'1")	325 mm (1'1")	325 mm (1'1")	325 mm (1'1")
22 Blade Clearance (parallel)	495 mm (1'7")	—	495 mm (1'7")	495 mm (1'7")	—
Blade Clearance (radial)	—	475 mm (1'7")	475 mm (1'7")	475 mm (1'7")	—
23 Axle Clearance	360 mm (1'2")	360 mm (1'2")	360 mm (1'2")	360 mm (1'2")	360 mm (1'2")

*Blade rear, trailer dimensions are equal to the dimensions for rear blade parallel.

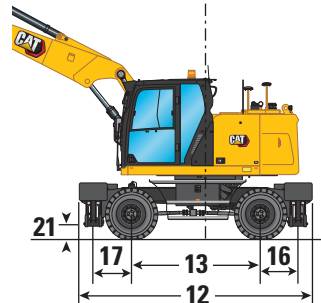
Maximum tire clearance with outrigger fully down



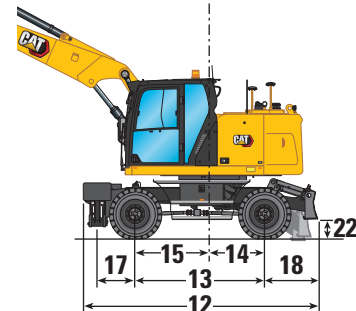
Undercarriage with dozer only



Undercarriage with 2 sets of outriggers



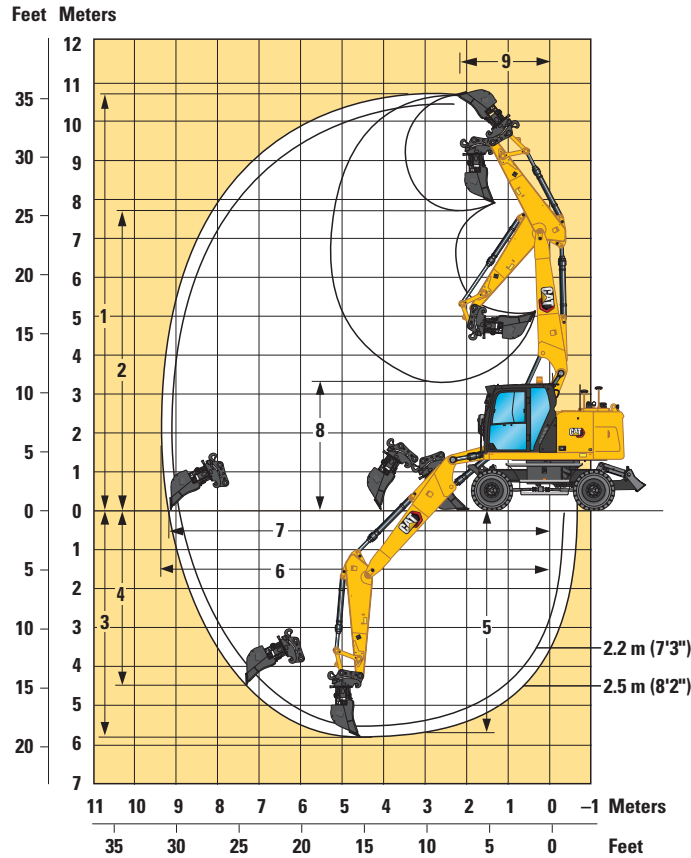
Undercarriage with 1 set of outriggers and dozer



M317 Wheeled Excavator Specifications

Working Ranges

All Dimensions are approximate. Values are with 10.00-20 Dual Pneumatic Tires.



Boom Option	Variable Adjustable Boom 5.2 m (17'1")	
	2.2 m (7'3")	2.5 m (8'2")
Stick Options		
1 Maximum Cutting Height	10 520 mm (34'6")	10 740 mm (35'3")
2 Maximum Loading Height	7560 mm (24'10")	7770 mm (25'6")
3 Maximum Digging Depth	5460 mm (17'11")	5750 mm (18'10")
4 Maximum Vertical Wall Digging Depth	4230 mm (13'11")	4450 mm (14'7")
5 Maximum Depth Cut for 2440 mm (8'0") Level Bottom	5350 mm (17'7")	5640 mm (18'6")
6 Maximum Reach	9140 mm (30'0")	9390 mm (30'10")
7 Maximum Reach at Ground Line	8960 mm (29'5")	9210 mm (30'3")
8 Minimum Loading Height	3780 mm (12'5")	3430 mm (11'3")
9 Minimum Front Swing Radius	2150 mm (7'1")	2180 mm (7'2")
Bucket Forces (ISO)	119 kN (26,752 lbf)	119 kN (26,752 lbf)
Stick Forces (ISO)	75 kN (16,861 lbf)	70 kN (15,737 lbf)
Bucket Type	GD	GD
Bucket Capacity	0.8 m ³ (1.05 yd ³)	0.8 m ³ (1.05 yd ³)
Bucket Tip Radius (Pin-On)	1378 mm (4'6")	1378 mm (4'6")
Bucket Tip Radius (QC)	1484 mm (4'10")	1484 mm (4'10")

Range values are with undercarriage (parallel dozer blade) dual pneumatic tires (10.00-20).

Range values are calculated with a GD bucket (CW) and CW quick coupler with a tip radius of 1484 mm (4'10").

Force values are calculated with heavy lift on, a GD bucket (pin-on) and a tip radius of 1378 mm (4'6").

M317 Wheeled Excavator Specifications

Lift Capacities – Variable Adjustable Boom, 2.2 m Stick

All values are in kg, work tool: none, bucket cylinder and bucket linkage installed, counterweight: 4300 kg, heavy lift function on.

Stick Length	Undercarriage configuration	Load at maximum reach (sticknose/bucket pin)			Load over front			Load over rear			Load over side			Load point height			mm				
		3000 mm	4500 mm	6000 mm	7500 mm	3000 mm	4500 mm	6000 mm	7500 mm	3000 mm	4500 mm	6000 mm	7500 mm	3000 mm	4500 mm	6000 mm					
9000 mm	Free on Wheels																	*8450	*8450	*8450	
	Front Empty – Rear Dozer – Stabilized																		*8450	*8450	*8450
	Front Dozer – Rear Stabilizer – Stabilized																		*8050	*8050	*8050
	Front Stabilizer – Rear Stabilizer – Stabilized																		*8050	*8050	*8050
	Free on Wheels – Wide Axles																		*8450	*8450	*8450
7500 mm	Free on Wheels				*4950	4750	4250												*3800	*3800	3650
	Front Empty – Rear Dozer – Stabilized				*4950	*4950	4750												*3800	*3800	*3800
	Front Dozer – Rear Stabilizer – Stabilized				*4950	*4950	*4950												*3750	*3750	*3750
	Front Stabilizer – Rear Stabilizer – Stabilized				*4950	*4950	*4950												*3750	*3750	*3750
	Free on Wheels – Wide Axles				*4950	4800	4700												*3800	*3800	*3800
6000 mm	Free on Wheels				*4950	4800	4300	4350	2950	2600									*3100	2650	2350
	Front Empty – Rear Dozer – Stabilized				*4950	*4950	4800	4350	*4450	2950									*3100	*3100	2650
	Front Dozer – Rear Stabilizer – Stabilized				*4950	*4950	*4950	*4450	*4450	*4450									*3100	*3100	*3100
	Front Stabilizer – Rear Stabilizer – Stabilized				*4950	*4950	*4950	*4450	*4450	*4450									*3100	*3100	*3100
	Free on Wheels – Wide Axles				*4950	4800	4750	4400	2950	2900									*3100	2650	2650
4500 mm	Free on Wheels				*5950	4550	4050	4300	2900	2550									*2900	2100	1900
	Front Empty – Rear Dozer – Stabilized				*5950	*5950	4550	4300	*5000	2900									*2900	*2900	2150
	Front Dozer – Rear Stabilizer – Stabilized				*6000	*6000	*6000	*5000	*5000	4550									*2900	*2900	*2900
	Front Stabilizer – Rear Stabilizer – Stabilized				*6000	*6000	*6000	*5000	*5000	*5000									*2900	*2900	*2900
	Free on Wheels – Wide Axles				*5950	4600	4500	4300	2900	2850									*2900	2150	2100
3000 mm	Free on Wheels				6400	4150	3700	4150	2750	2400	2900	1900	1700						*2800	1900	1650
	Front Empty – Rear Dozer – Stabilized				6400	*7150	4200	4100	*5300	2750	2900	*3400	1900						*2800	*2800	1900
	Front Dozer – Rear Stabilizer – Stabilized				*7150	*7150	6850	*5300	*5300	4400	*3450	*3450	3100						*2800	*2800	*2800
	Front Stabilizer – Rear Stabilizer – Stabilized				*7150	*7150	*7150	*5300	*5300	*5300	*3450	*3450	*3450						*2800	*2800	*2800
	Free on Wheels – Wide Axles				6450	4200	4100	4150	2750	2700	2950	1900	1900						*2800	1900	1850
1500 mm	Free on Wheels				6050	3850	3350	3950	2600	2250	2850	1850	1650						2750	1800	1600
	Front Empty – Rear Dozer – Stabilized				6000	*7800	3850	3950	*5650	2600	2850	4300	1850						2750	*2900	1800
	Front Dozer – Rear Stabilizer – Stabilized				*7800	*7800	6450	*5650	*5650	4250	*4350	*4350	3050						*2900	*2900	*2900
	Front Stabilizer – Rear Stabilizer – Stabilized				*7800	*7800	*7800	*5650	*5650	5150	*4350	*4350	3700						*2900	*2900	*2900
	Free on Wheels – Wide Axles				6100	3850	3750	4000	2600	2550	2850	1850	1850						2800	1800	1750
0 mm	Free on Wheels				5850	3650	3200	3850	2450	2150									2850	1850	1600
	Front Empty – Rear Dozer – Stabilized				5850	*7600	3700	3850	*5550	2500									2850	*3150	1850
	Front Dozer – Rear Stabilizer – Stabilized				*7600	*7600	6300	*5550	*5550	4150									*3150	*3150	3050
	Front Stabilizer – Rear Stabilizer – Stabilized				*7600	*7600	*7600	*5550	*5550	5050									*3150	*3150	*3150
	Free on Wheels – Wide Axles				5900	3700	3600	3900	2500	2450									2850	1850	1800
-1500 mm	Free on Wheels	*6050	*6050	5850	5850	3650	3200	3800	2450	2150									3200	2050	1800
	Front Empty – Rear Dozer – Stabilized	*6050	*6050	*6050	5800	*6650	3650	3800	*4900	2450									3150	*3650	2050
	Front Dozer – Rear Stabilizer – Stabilized	*6150	*6150	*6150	*6600	*6600	6250	*4850	*4850	4100									*3650	*3650	3400
	Front Stabilizer – Rear Stabilizer – Stabilized	*6150	*6150	*6150	*6600	*6600	*6600	*4850	*4850	*4850									*3650	*3650	*3650
	Free on Wheels – Wide Axles	*6050	*6050	*6050	5900	3650	3600	3850	2450	2400									3200	2050	2050

*Limited by hydraulic rather than tipping load.

Oscillating axle needs to be locked. Weight of all lifting accessories must be subtracted from the lifting capacities. All lift capacities calculated and rated per ISO 10567:2007. Rated loads do not exceed 87% of hydraulic lift capacity or 75% of tipping load. Heavy Lift Function ON. Lifting capacities are based on the machine standing on a firm uniform supporting surface. The load point is the center line of the bucket pivot mounting pin on the stick. Lift capacity is calculated with VA cylinder completely extracted. The use of a work tool attachment point to handle/lift objects, could affect the machine lift performance.

Always refer to the appropriate Operation and Maintenance Manual for specific product information.

M317 Wheeled Excavator Specifications

Lift Capacities – Variable Adjustable Boom, 7'3" Stick

All values are in lb, work tool: none, bucket cylinder and bucket linkage installed, counterweight: 9,460 lb, heavy lift function on.

		Load at maximum reach (sticknose/bucket pin)			Load over front			Load over rear			Load over side			Load point height					
	Undercarriage configuration	10 ft			15 ft			20 ft			25 ft								
																	ft		
25 ft	Free on Wheels				*10,100	*10,100	9,100										*8,600	*8,600	8,400
	Front Empty – Rear Dozer – Stabilized				*10,100	*10,100	*10,100										*8,600	*8,600	*8,600
	Front Dozer – Rear Stabilizer – Stabilized				*10,300	*10,300	*10,300										*8,500	*8,500	*8,500
	Front Stabilizer – Rear Stabilizer – Stabilized				*10,300	*10,300	*10,300										*8,500	*8,500	*8,500
	Free on Wheels – Wide Axles				*10,100	*10,100	10,000										*8,600	*8,600	*8,600
20 ft	Free on Wheels				*10,900	10,300	9,200	*8,800	6,300	5,600							*6,900	6,000	5,300
	Front Empty – Rear Dozer – Stabilized				*10,900	*10,900	10,300	*8,800	*8,800	6,300							*6,900	*6,900	6,000
	Front Dozer – Rear Stabilizer – Stabilized				*10,900	*10,900	*10,900	*8,900	*8,900	*8,900							*6,900	*6,900	*6,900
	Front Stabilizer – Rear Stabilizer – Stabilized				*10,900	*10,900	*10,900	*8,900	*8,900	*8,900							*6,900	*6,900	*6,900
	Free on Wheels – Wide Axles				*10,900	10,400	10,200	*8,800	6,300	6,200							*6,900	6,000	5,900
15 ft	Free on Wheels				*12,800	9,800	8,800	9,200	6,200	5,500							*6,400	4,700	4,200
	Front Empty – Rear Dozer – Stabilized				*12,800	*12,800	9,800	9,200	*10,800	6,200							*6,400	*6,400	4,700
	Front Dozer – Rear Stabilizer – Stabilized				*12,900	*12,900	*12,900	*10,800	*10,800	9,800							*6,400	*6,400	*6,400
	Front Stabilizer – Rear Stabilizer – Stabilized				*12,900	*12,900	*12,900	*10,800	*10,800	*10,800							*6,400	*6,400	*6,400
	Free on Wheels – Wide Axles				*12,800	9,900	9,700	9,300	6,200	6,100							*6,400	4,700	4,700
10 ft	Free on Wheels				13,800	9,000	8,000	8,900	5,900	5,200							*6,200	4,100	3,700
	Front Empty – Rear Dozer – Stabilized				13,800	*15,400	9,000	8,900	*11,400	5,900							*6,200	*6,200	4,200
	Front Dozer – Rear Stabilizer – Stabilized				*15,400	*15,400	14,800	*11,400	*11,400	9,500							*6,200	*6,200	*6,200
	Front Stabilizer – Rear Stabilizer – Stabilized				*15,400	*15,400	*15,400	*11,400	*11,400	*11,400							*6,200	*6,200	*6,200
	Free on Wheels – Wide Axles				13,900	9,100	8,900	9,000	5,900	5,800							*6,200	4,200	4,100
5 ft	Free on Wheels				13,000	8,300	7,200	8,500	5,600	4,900	6,100	4,000	3,500	6,100	3,900	3,500			
	Front Empty – Rear Dozer – Stabilized				13,000	*16,800	8,300	8,500	*12,200	5,600	6,100	*7,400	4,000	6,100	*6,400	4,000			
	Front Dozer – Rear Stabilizer – Stabilized				*16,800	*16,800	13,900	*12,200	*12,200	9,100	*7,400	*7,400	6,600	*6,400	*6,400	*6,400			
	Front Stabilizer – Rear Stabilizer – Stabilized				*16,800	*16,800	*16,800	*12,200	*12,200	11,100	*7,400	*7,400	*7,400	*6,400	*6,400	*6,400			
	Free on Wheels – Wide Axles				13,100	8,300	8,200	8,600	5,600	5,500	6,200	4,000	3,900	6,100	4,000	3,900			
0 ft	Free on Wheels				12,600	7,900	6,900	8,300	5,300	4,700				6,300	4,100	3,600			
	Front Empty – Rear Dozer – Stabilized				12,600	*16,500	7,900	8,300	*12,000	5,400				6,200	*6,900	4,100			
	Front Dozer – Rear Stabilizer – Stabilized				*16,500	*16,500	13,500	*12,000	*12,000	8,900				*7,000	*7,000	6,700			
	Front Stabilizer – Rear Stabilizer – Stabilized				*16,500	*16,500	*16,500	*12,000	*12,000	10,800				*7,000	*7,000	*7,000			
	Free on Wheels – Wide Axles				12,700	8,000	7,800	8,400	5,400	5,300				6,300	4,100	4,000			
-5 ft	Free on Wheels	*13,900	*13,900	12,600	12,600	7,900	6,900	8,200	5,300	4,600				7,000	4,600	4,000			
	Front Empty – Rear Dozer – Stabilized	*13,900	*13,900	*13,900	12,500	*14,400	7,900	8,200	*10,500	5,300				7,000	*8,000	4,600			
	Front Dozer – Rear Stabilizer – Stabilized	*14,100	*14,100	*14,100	*14,400	*14,400	13,500	*10,400	*10,400	8,900				*8,000	*8,000	7,600			
	Front Stabilizer – Rear Stabilizer – Stabilized	*14,100	*14,100	*14,100	*14,400	*14,400	*14,400	*10,400	*10,400	*10,400				*8,000	*8,000	*8,000			
	Free on Wheels – Wide Axles	*13,900	*13,900	*13,900	12,700	7,900	7,800	8,300	5,300	5,200				7,100	4,600	4,500			

*Limited by hydraulic rather than tipping load.

Oscillating axle needs to be locked. Weight of all lifting accessories must be subtracted from the lifting capacities. All lift capacities calculated and rated per ISO 10567:2007. Rated loads do not exceed 87% of hydraulic lift capacity or 75% of tipping load. Heavy Lift Function ON. Lifting capacities are based on the machine standing on a firm uniform supporting surface. The load point is the center line of the bucket pivot mounting pin on the stick. Lift capacity is calculated with VA cylinder completely extracted. The use of a work tool attachment point to handle/lift objects, could affect the machine lift performance.

Always refer to the appropriate Operation and Maintenance Manual for specific product information.

M317 Wheeled Excavator Specifications

Lift Capacities – Variable Adjustable Boom, 2.5 m Stick

All values are in kg, work tool: none, bucket cylinder and bucket linkage installed, counterweight: 4300 kg, heavy lift function on.

Stick Length	Undercarriage configuration	Load at maximum reach (sticknose/bucket pin)			Load over front			Load over rear			Load over side			Load point height			mm			
		3000 mm	4500 mm	6000 mm	7500 mm	3000 mm	4500 mm	6000 mm	7500 mm	3000 mm	4500 mm	6000 mm	7500 mm	3000 mm	4500 mm	6000 mm				
9000 mm	Free on Wheels																	*4950	*4950	*4950
	Front Empty – Rear Dozer – Stabilized																	*4950	*4950	*4950
	Front Dozer – Rear Stabilizer – Stabilized																	*4850	*4850	*4850
	Front Stabilizer – Rear Stabilizer – Stabilized																	*4850	*4850	*4850
	Free on Wheels – Wide Axles																	*4950	*4950	*4950
7500 mm	Free on Wheels				*4350	*4350	4350											*3050	*3050	*3050
	Front Empty – Rear Dozer – Stabilized				*4350	*4350	*4350											*3050	*3050	*3050
	Front Dozer – Rear Stabilizer – Stabilized				*4350	*4350	*4350											*3050	*3050	*3050
	Front Stabilizer – Rear Stabilizer – Stabilized				*4350	*4350	*4350											*3050	*3050	*3050
	Free on Wheels – Wide Axles				*4350	*4350	*4350											*3050	*3050	*3050
6000 mm	Free on Wheels				*4300	*4300	*4300	*4050	3000	2700								*2600	2500	2200
	Front Empty – Rear Dozer – Stabilized				*4300	*4300	*4300	*4050	*4050	3000								*2600	*2600	2500
	Front Dozer – Rear Stabilizer – Stabilized				*4300	*4300	*4300	*4100	*4100	*4100								*2600	*2600	*2600
	Front Stabilizer – Rear Stabilizer – Stabilized				*4300	*4300	*4300	*4100	*4100	*4100								*2600	*2600	*2600
	Free on Wheels – Wide Axles				*4300	*4300	*4300	*4050	3000	2950								*2600	2500	2450
4500 mm	Free on Wheels				*5150	4650	4100	4350	2900	2600								*2450	2000	1800
	Front Empty – Rear Dozer – Stabilized				*5150	*5150	4650	4300	*4850	2950								*2450	*2450	2000
	Front Dozer – Rear Stabilizer – Stabilized				*5200	*5200	*5200	*4850	*4850	4600								*2450	*2450	*2450
	Front Stabilizer – Rear Stabilizer – Stabilized				*5200	*5200	*5200	*4850	*4850	*4850								*2450	*2450	*2450
	Free on Wheels – Wide Axles				*5150	4650	4550	4350	2950									*2450	2000	2000
3000 mm	Free on Wheels				6500	4250	3750	4150	2750	2450	2950	1900	1700					*2450	1800	1600
	Front Empty – Rear Dozer – Stabilized				6500	*6900	4250	4150	*5150	2750	2900	*3900	1950					*2450	*2450	1800
	Front Dozer – Rear Stabilizer – Stabilized				*6950	*6950	6950	*5150	*5150	4450	*3950	*3950	3150					*2450	*2450	*2450
	Front Stabilizer – Rear Stabilizer – Stabilized				*6950	*6950	*6950	*5150	*5150	*5150	*3950	*3950	3800					*2450	*2450	*2450
	Free on Wheels – Wide Axles				6550	4250	4200	4200	2750	2750	2950	1950	1900					*2450	1800	1750
1500 mm	Free on Wheels				6100	3900	3400	4000	2600	2300	2850	1850	1650					*2550	1700	1500
	Front Empty – Rear Dozer – Stabilized				6050	*7700	3900	3950	*5600	2600	2850	4300	1850					*2550	*2550	1700
	Front Dozer – Rear Stabilizer – Stabilized				*7700	*7700	6500	*5600	*5600	4250	*4350	*4350	3050					*2550	*2550	*2550
	Front Stabilizer – Rear Stabilizer – Stabilized				*7700	*7700	*7700	*5600	*5600	5150	*4350	*4350	3700					*2550	*2550	*2550
	Free on Wheels – Wide Axles				6150	3900	3800	4000	2600	2550	2900	1850	1850					*2550	1700	1700
0 mm	Free on Wheels				5900	3700	3200	3850	2500	2150	2800	1800	1600					2700	1750	1550
	Front Empty – Rear Dozer – Stabilized				5850	*7700	3700	3850	*5600	2500	2800	*4150	1800					2700	*2800	1750
	Front Dozer – Rear Stabilizer – Stabilized				*7700	*7700	6300	*5600	*5600	4150	*4150	*4150	3000					*2800	*2800	*2800
	Front Stabilizer – Rear Stabilizer – Stabilized				*7700	*7700	*7700	*5600	*5600	5050	*4150	*4150	3650					*2800	*2800	*2800
	Free on Wheels – Wide Axles				5950	3700	3650	3900	2500	2450	2850	1800	1800					2750	1750	1750
-1500 mm	Free on Wheels				*6300	*6300	5800	5850	3650	3150	3800	2450	2150					3000	1950	1700
	Front Empty – Rear Dozer – Stabilized				*6300	*6300	*6300	5800	*6900	3650	3800	*5050	2450					3000	*3250	1950
	Front Dozer – Rear Stabilizer – Stabilized				*6350	*6350	*6350	*6900	*6900	6250	*5050	*5050	4100					*3250	*3250	3200
	Front Stabilizer – Rear Stabilizer – Stabilized				*6350	*6350	*6350	*6900	*6900	*6900	*5050	*5050	5000					*3250	*3250	*3250
	Free on Wheels – Wide Axles				*6300	*6300	*6300	5900	3650	3600	3850	2450	2400					3000	1950	1900
-3000 mm	Free on Wheels																			
	Front Empty – Rear Dozer – Stabilized																			
	Front Dozer – Rear Stabilizer – Stabilized																			
	Front Stabilizer – Rear Stabilizer – Stabilized																			
	Free on Wheels – Wide Axles																			

*Limited by hydraulic rather than tipping load.

Oscillating axle needs to be locked. Weight of all lifting accessories must be subtracted from the lifting capacities. All lift capacities calculated and rated per ISO 10567:2007. Rated loads do not exceed 87% of hydraulic lift capacity or 75% of tipping load. Heavy Lift Function ON. Lifting capacities are based on the machine standing on a firm uniform supporting surface. The load point is the center line of the bucket pivot mounting pin on the stick. Lift capacity is calculated with VA cylinder completely extracted. The use of a work tool attachment point to handle/lift objects, could affect the machine lift performance.

Always refer to the appropriate Operation and Maintenance Manual for specific product information.

M317 Wheeled Excavator Specifications

Lift Capacities – Variable Adjustable Boom, 8'2" Stick

All values are in lb, work tool: none, bucket cylinder and bucket linkage installed, counterweight: 9,460 lb, heavy lift function on.

		Load at maximum reach (sticknose/bucket pin)			Load over front			Load over rear			Load over side			Load point height					
	Undercarriage configuration	10 ft			15 ft			20 ft			25 ft								
																	ft		
25 ft	Free on Wheels				*9,400	*9,400	9,300										*6,800	*6,800	*6,800
	Front Empty – Rear Dozer – Stabilized				*9,400	*9,400	*9,400										*6,800	*6,800	*6,800
	Front Dozer – Rear Stabilizer – Stabilized				*9,400	*9,400	*9,400										*6,800	*6,800	*6,800
	Front Stabilizer – Rear Stabilizer – Stabilized				*9,400	*9,400	*9,400										*6,800	*6,800	*6,800
	Free on Wheels – Wide Axles				*9,400	*9,400	*9,400										*6,800	*6,800	*6,800
20 ft	Free on Wheels				*9,500	*9,500	9,400	*8,600	6,400	5,700							*5,800	5,600	5,000
	Front Empty – Rear Dozer – Stabilized				*9,500	*9,500	*9,500	*8,600	*8,600	6,400							*5,800	*5,800	5,600
	Front Dozer – Rear Stabilizer – Stabilized				*9,500	*9,500	*9,500	*8,600	*8,600	*8,600							*5,800	*5,800	*5,800
	Front Stabilizer – Rear Stabilizer – Stabilized				*9,500	*9,500	*9,500	*8,600	*8,600	*8,600							*5,800	*5,800	*5,800
	Free on Wheels – Wide Axles				*9,500	*9,500	*9,500	*8,600	6,400	6,300							*5,800	5,600	5,500
15 ft	Free on Wheels				*11,200	10,000	8,900	9,300	6,300	5,600							*5,400	4,500	4,000
	Front Empty – Rear Dozer – Stabilized				*11,200	*11,200	10,000	9,300	*10,600	6,300							*5,400	*5,400	4,500
	Front Dozer – Rear Stabilizer – Stabilized				*11,200	*11,200	*11,200	*10,600	*10,600	9,900							*5,400	*5,400	*5,400
	Front Stabilizer – Rear Stabilizer – Stabilized				*11,200	*11,200	*11,200	*10,600	*10,600	*10,600							*5,400	*5,400	*5,400
	Free on Wheels – Wide Axles				*11,200	10,000	9,900	9,400	6,300	6,200							*5,400	4,500	4,400
10 ft	Free on Wheels				14,000	9,200	8,100	9,000	6,000	5,300	6,300	4,100	3,600				*5,400	4,000	3,500
	Front Empty – Rear Dozer – Stabilized				14,000	*14,900	9,200	8,900	*11,200	6,000	6,300	*7,600	4,100				*5,400	*5,400	4,000
	Front Dozer – Rear Stabilizer – Stabilized				*15,000	*15,000	14,900	*11,200	*11,200	9,600	*7,600	*7,600	6,700				*5,400	*5,400	*5,400
	Front Stabilizer – Rear Stabilizer – Stabilized				*15,000	*15,000	*15,000	*11,200	*11,200	*11,200	*7,600	*7,600	*7,600				*5,400	*5,400	*5,400
	Free on Wheels – Wide Axles				14,100	9,200	9,000	*9,000	6,000	5,900	6,300	4,100	4,100				*5,400	4,000	3,900
5 ft	Free on Wheels				13,100	8,400	7,300	8,600	5,600	4,900	6,100	4,000	3,500				*5,600	3,800	3,300
	Front Empty – Rear Dozer – Stabilized				13,100	*16,700	8,400	8,500	*12,100	5,600	6,100	9,300	4,000				*5,600	*5,600	3,800
	Front Dozer – Rear Stabilizer – Stabilized				*16,700	*16,700	14,000	*12,100	*12,100	9,200	*9,300	*9,300	6,600				*5,600	*5,600	*5,600
	Front Stabilizer – Rear Stabilizer – Stabilized				*16,700	*16,700	*16,700	*12,100	*12,100	11,100	*9,300	*9,300	8,000				*5,600	*5,600	*5,600
	Free on Wheels – Wide Axles				13,200	8,400	8,300	8,600	5,600	5,500	6,200	4,000	4,000				*5,600	3,800	3,700
0 ft	Free on Wheels				12,600	8,000	6,900	8,300	5,300	4,700	6,000	3,900	3,400				6,000	3,800	3,400
	Front Empty – Rear Dozer – Stabilized				12,600	*16,700	8,000	8,300	*12,100	5,400	6,000	*7,800	3,900				5,900	*6,100	3,900
	Front Dozer – Rear Stabilizer – Stabilized				*16,700	*16,700	13,600	*12,100	*12,100	8,900	*7,700	*7,700	6,500				*6,100	*6,100	*6,100
	Front Stabilizer – Rear Stabilizer – Stabilized				*16,700	*16,700	*16,700	*12,100	*12,100	10,900	*7,700	*7,700	*7,700				*6,100	*6,100	*6,100
	Free on Wheels – Wide Axles				12,800	8,000	7,800	8,400	5,400	5,300	6,100	3,900	3,900				6,000	3,900	3,800
-5 ft	Free on Wheels	*14,400	*14,400	12,500	12,500	7,900	6,800	8,200	5,300	4,600							6,600	4,300	3,700
	Front Empty – Rear Dozer – Stabilized	*14,400	*14,400	*14,400	12,500	*15,000	7,900	8,200	*10,900	5,300							6,600	*7,200	4,300
	Front Dozer – Rear Stabilizer – Stabilized	*14,600	*14,600	*14,600	*14,900	*14,900	13,500	*10,900	*10,900	8,800							*7,200	*7,200	7,100
	Front Stabilizer – Rear Stabilizer – Stabilized	*14,600	*14,600	*14,600	*14,900	*14,900	*14,900	*10,900	*10,900	10,800							*7,200	*7,200	*7,200
	Free on Wheels – Wide Axles	*14,400	*14,400	14,300	12,600	7,900	7,700	8,300	5,300	5,200							6,700	4,300	4,200
-10 ft	Free on Wheels				*11,300	8,000	7,000												
	Front Empty – Rear Dozer – Stabilized				*11,300	*11,300	8,000												
	Front Dozer – Rear Stabilizer – Stabilized				*11,200	*11,200	*11,200												
	Front Stabilizer – Rear Stabilizer – Stabilized				*11,200	*11,200	*11,200												
	Free on Wheels – Wide Axles				*11,300	8,000	7,900												
-15 ft	Free on Wheels				*12,500	10,500	8,000												
	Front Empty – Rear Dozer – Stabilized				*12,500	*12,500	9,100												
	Front Dozer – Rear Stabilizer – Stabilized				*12,500	*12,500	*12,500												
	Front Stabilizer – Rear Stabilizer – Stabilized				*12,500	*12,500	*12,500												
	Free on Wheels – Wide Axles				*12,500	10,600	8,900												

*Limited by hydraulic rather than tipping load.

Oscillating axle needs to be locked. Weight of all lifting accessories must be subtracted from the lifting capacities. All lift capacities calculated and rated per ISO 10567:2007. Rated loads do not exceed 87% of hydraulic lift capacity or 75% of tipping load. Heavy Lift Function ON. Lifting capacities are based on the machine standing on a firm uniform supporting surface. The load point is the center line of the bucket pivot mounting pin on the stick. Lift capacity is calculated with VA cylinder completely extracted. The use of a work tool attachment point to handle/lift objects, could affect the machine lift performance.

Always refer to the appropriate Operation and Maintenance Manual for specific product information.

M317 Wheeled Excavator Specifications

Bucket Specifications and Compatibility

Contact your Cat dealer for special bucket requirements.

	Linkage	Width		Capacity		Weight		Fill	Free on wheels	Rear dozer lowered	Free on wheels – wide axle	Front stabilizer and rear dozer lowered	Front dozer and rear stabilizer lowered	Fully stabilized	Free on wheels	Rear dozer lowered	Free on wheels – wide axle	Front stabilizer and rear dozer lowered	Front dozer and rear stabilizer lowered	Fully stabilized	
		mm	in	m ³	yd ³	kg	lb														%
Pin-On (No Quick Coupler)									Variable Angle Boom												
									R2.2 (7'3")						R2.5 (8'2")						
General Duty	316	600	24	0.35	0.46	440	969	100	●	●	●	●	●	●	●	●	●	●	●	●	●
	316	900	36	0.62	0.81	546	1,203	100	⊖	●	⊙	●	●	●	⊖	⊙	⊙	●	●	●	●
	316	1200	48	0.91	1.19	658	1,450	100	◇	○	○	●	●	●	◇	◇	◇	●	●	●	●
Ditch Cleaning	316	2000	78	0.94	1.23	723	1,594	100	◇	◇	◇	●	●	●	X	◇	◇	●	●	●	●
Ditch Cleaning Tilt	316	2000	79	0.86	1.12	1028	2,266	100	X	◇	X	●	●	●	X	X	X	●	●	●	●
Maximum load with pin-on (payload + bucket)									kg	1531	1790	1759	3031	3116	3824	1447	1694	1665	2882	2963	3636
									lb	3,376	3,945	3,878	6,683	6,870	8,430	3,191	3,735	3,671	6,354	6,531	8,016

	Linkage	Width		Capacity		Weight		Fill	Free on wheels	Rear dozer lowered	Free on wheels – wide axle	Front stabilizer and rear dozer lowered	Front dozer and rear stabilizer lowered	Fully stabilized	Free on wheels	Rear dozer lowered	Free on wheels – wide axle	Front stabilizer and rear dozer lowered	Front dozer and rear stabilizer lowered	Fully stabilized	
		mm	in	m ³	yd ³	kg	lb														%
With Pin Grabber Coupler									Variable Angle Boom												
									R2.2 (7'3")						R2.5 (8'2")						
General Duty	316	600	24	0.35	0.46	440	969	100	●	●	●	●	●	●	⊙	●	●	●	●	●	●
	316	900	36	0.62	0.81	546	1,203	100	◇	⊖	○	●	●	●	◇	○	○	●	●	●	●
	316	1200	48	0.91	1.19	658	1,450	100	X	◇	X	●	●	●	X	X	X	●	●	●	●
Ditch Cleaning	316	2000	78	0.94	1.23	723	1,594	100	X	X	X	●	●	●	X	X	X	⊙	●	●	●
Ditch Cleaning Tilt	316	2000	79	0.86	1.12	1028	2,266	100	X	X	X	●	●	●	X	X	X	⊙	●	●	●
Maximum load with coupler (payload + bucket)									kg	1200	1459	1428	2701	2785	3493	1116	1363	1334	2551	2632	3305
									lb	2,647	3,216	3,148	5,954	6,141	7,701	2,461	3,006	2,941	5,625	5,802	7,287

Maximum Material Density:

- 2100 kg/m³ (3,500 lb/yd³)
- ⊙ 1800 kg/m³ (3,000 lb/yd³)
- ⊖ 1500 kg/m³ (2,500 lb/yd³)
- 1200 kg/m³ (2,000 lb/yd³)
- ◇ 900 kg/m³ (1,500 lb/yd³)
- X Not Recommended

The above loads are in compliance with hydraulic excavator standard EN474-5:2006+A3:2013, they do not exceed 87% of hydraulic lifting capacity or 75% of tipping capacity with front linkage fully extended at ground line with bucket curled. Capacity based on ISO 7451:2007.

Caterpillar recommends using appropriate work tools to maximize the value customers receive from our products. Use of work tools, including buckets, which are outside of Caterpillar's recommendations or specifications for weight, dimensions, flows, pressures, etc. may result in less-than-optimal performance, including but not limited to reductions in production, stability, reliability, and component durability. Improper use of a work tool resulting in sweeping, prying, twisting and/or catching of heavy loads will reduce the life of the boom and stick.

(continued on next page)

M317 Wheeled Excavator Specifications

Bucket Specifications and Compatibility (continued)

Contact your Cat dealer for special bucket requirements.

	Linkage	Width		Capacity		Weight		Fill	Free on wheels	Rear dozer lowered	Free on wheels – wide axle	Front stabilizer and rear dozer lowered	Front dozer and rear stabilizer lowered	Fully stabilized	Free on wheels	Rear dozer lowered	Free on wheels – wide axle	Front stabilizer and rear dozer lowered	Front dozer and rear stabilizer lowered	Fully stabilized	
		mm	in	m ³	yd ³	kg	lb														%
									Variable Angle Boom												
									R2.2 (7'3")						R2.5 (8'2")						
With CW-30 Coupler									●	●	●	●	●	●	●	●	●	●	●	●	●
General Duty	316	600	24	0.35	0.46	439	967	100	●	●	●	●	●	●	●	●	●	●	●	●	●
	316	750	30	0.49	0.64	475	1,047	100	⊙	●	●	●	●	●	⊖	●	●	●	●	●	●
	316	900	36	0.62	0.81	534	1,177	100	○	⊖	⊖	●	●	●	◇	⊖	⊖	●	●	●	●
	316	1100	43	0.80	1.04	593	1,307	100	◇	○	○	●	●	●	X	◇	◇	●	●	●	●
	316	1200	48	0.90	1.18	646	1,423	100	X	◇	◇	●	●	●	X	◇	◇	●	●	●	●
General Duty – Leveling Edge	316	996	39.2	0.70	0.93	586	1,291	100	◇	○	○	●	●	●	◇	○	○	●	●	●	●
	316	1200	47	0.91	1.19	672	1,481	100	X	◇	◇	●	●	●	X	◇	◇	●	●	●	●
	316	690	27	0.47	0.61	476	1,049	100	⊙	●	●	●	●	●	⊖	●	●	●	●	●	●
	316	790	31	0.56	0.73	509	1,122	100	⊖	⊙	⊙	●	●	●	○	⊙	⊖	●	●	●	●
Ditch Cleaning Tilt	316	1800	72	0.78	1.02	1048	2,310	100	X	X	X	●	●	●	X	X	X	●	●	●	●
	316	2000	79	0.86	1.13	1111	2,449	100	X	X	X	⊙	●	●	X	X	X	⊙	⊙	●	●
Maximum load with coupler (payload + bucket)									kg	1319	1578	1547	2819	2904	3612	1235	1482	1453	2670	2751	3424
									lb	2,909	3,478	3,410	6,216	6,403	7,963	2,723	3,268	3,203	5,887	6,064	7,549

									Variable Angle Boom												
									R2.2 (7'3")						R2.5 (8'2")						
With CW-30S Coupler									●	●	●	●	●	●	●	●	●	●	●	●	●
General Duty	316	600	24	0.35	0.46	423	932	100	●	●	●	●	●	●	●	●	●	●	●	●	●
	316	750	30	0.49	0.64	471	1,038	100	⊙	●	●	●	●	●	⊖	●	●	●	●	●	●
	316	900	36	0.62	0.81	534	1,177	100	○	⊖	⊖	●	●	●	⊖	⊖	⊖	●	●	●	●
	316	1100	43	0.80	1.04	593	1,307	100	◇	○	○	●	●	●	X	◇	◇	●	●	●	●
	316	1200	48	0.91	1.18	646	1,423	100	X	◇	◇	●	●	●	X	◇	◇	●	●	●	●
Heavy Duty	316	1200	48	0.91	1.18	663	1,461	100	X	◇	◇	●	●	●	X	◇	◇	●	●	●	●
Ditch Cleaning Tilt	316	2000	79	0.86	1.13	1092	2,407	100	X	X	X	●	●	●	X	X	X	⊙	⊙	●	●
Maximum load with coupler (payload + bucket)									kg	1327	1586	1555	2827	2912	3620	1243	1490	1461	2678	2759	3432
									lb	2,926	3,496	3,428	6,233	6,420	7,980	2,741	3,286	3,221	5,905	6,082	7,567

Maximum Material Density:

- 2100 kg/m³ (3,500 lb/yd³)
- ⊙ 1800 kg/m³ (3,000 lb/yd³)
- ⊖ 1500 kg/m³ (2,500 lb/yd³)
- 1200 kg/m³ (2,000 lb/yd³)
- ◇ 900 kg/m³ (1,500 lb/yd³)
- X Not Recommended

The above loads are in compliance with hydraulic excavator standard EN474-5:2006+A3:2013, they do not exceed 87% of hydraulic lifting capacity or 75% of tipping capacity with front linkage fully extended at ground line with bucket curled. Capacity based on ISO 7451:2007.

Caterpillar recommends using appropriate work tools to maximize the value customers receive from our products. Use of work tools, including buckets, which are outside of Caterpillar's recommendations or specifications for weight, dimensions, flows, pressures, etc. may result in less-than-optimal performance, including but not limited to reductions in production, stability, reliability, and component durability. Improper use of a work tool resulting in sweeping, prying, twisting and/or catching of heavy loads will reduce the life of the boom and stick.

(continued on next page)

M317 Wheeled Excavator Specifications

Bucket Specifications and Compatibility (continued)

Contact your Cat dealer for special bucket requirements.

	Linkage	Width		Capacity		Weight		Fill	Free on wheels	Rear dozer lowered	Free on wheels – wide axle	Front stabilizer and rear dozer lowered	Front dozer and rear stabilizer lowered	Fully stabilized	Free on wheels	Rear dozer lowered	Free on wheels – wide axle	Front stabilizer and rear dozer lowered	Front dozer and rear stabilizer lowered	Fully stabilized	
		mm	in	m ³	yd ³	kg	lb														%
No Machine Coupler, TRS14 CW30									Variable Angle Boom												
									R2.2 (7'3")						R2.5 (8'2")						
Grading – General Duty	316	1700	67	0.65	0.85	634	1,397	100	X	X	X	●	●	●	X	X	X	●	●	●	
Trenching – General Duty	316	660	26	0.45	0.59	395	871	100	◇	⊖	⊖	●	●	●	X	○	○	●	●	●	
Maximum load with pin-on (payload + bucket)									kg	809	1068	1037	2309	2394	3102	725	972	943	2160	2241	2914
									lb	1,784	2,354	2,286	5,091	5,278	6,838	1,599	2,144	2,079	4,763	4,940	6,425
No Machine Coupler, TRS14 CW30S									Variable Angle Boom												
									R2.2 (7'3")						R2.5 (8'2")						
Grading – General Duty	316	1600	63	0.75	0.98	595	1,311	100	X	X	X	●	●	●	X	X	X	●	●	●	
Maximum load with pin-on (payload + bucket)									kg	855	1114	1083	2355	2440	3148	771	1018	989	2206	2287	2960
									lb	1,886	2,455	2,387	5,193	5,380	6,940	1,700	2,245	2,180	4,864	5,041	6,526
No Machine Coupler, TRS14 S60									Variable Angle Boom												
									R2.2 (7'3")						R2.5 (8'2")						
Grading – General Duty	316	1500	59	0.52	0.68	511	1,127	100	◇	○	○	●	●	●	X	○	◇	●	●	●	
	316	1500	59	0.65	0.85	535	1,179	100	X	◇	◇	●	●	●	X	◇	X	●	●	●	
	316	1600	63	0.75	0.98	576	1,270	100	X	X	X	●	●	●	X	X	X	●	●	●	
Trenching – General Duty	316	540	21	0.33	0.43	320	706	100	⊙	●	●	●	●	●	⊖	●	●	●	●	●	
									kg	956	1215	1184	2456	2541	3249	872	1119	1090	2307	2388	3061
Maximum load with pin-on (payload + bucket)									lb	2,108	2,678	2,610	5,415	5,602	7,162	1,923	2,468	2,403	5,087	5,264	6,749
CW30, TRS14 CW30									Variable Angle Boom												
									R2.2 (7'3")						R2.5 (8'2")						
Grading – General Duty	316	1700	67	0.65	0.85	634	1,397	100	X	X	X	●	●	●	X	X	X	●	●	●	
Trenching – General Duty	316	660	26	0.45	0.59	395	871	100	X	◇	◇	●	●	●	X	X	X	●	●	●	
Maximum load with pin-on (payload + bucket)									kg	583	842	811	2083	2168	2876	499	746	717	1934	2015	2688
									lb	1,286	1,855	1,788	4,593	4,780	6,340	1,101	1,645	1,581	4,264	4,441	5,926

Maximum Material Density:

- 2100 kg/m³ (3,500 lb/yd³)
- ⊙ 1800 kg/m³ (3,000 lb/yd³)
- ⊖ 1500 kg/m³ (2,500 lb/yd³)
- 1200 kg/m³ (2,000 lb/yd³)
- ◇ 900 kg/m³ (1,500 lb/yd³)
- X Not Recommended

The above loads are in compliance with hydraulic excavator standard EN474-5:2006+A3:2013, they do not exceed 87% of hydraulic lifting capacity or 75% of tipping capacity with front linkage fully extended at ground line with bucket curled.

Capacity based on ISO 7451:2007.

Caterpillar recommends using appropriate work tools to maximize the value customers receive from our products. Use of work tools, including buckets, which are outside of Caterpillar's recommendations or specifications for weight, dimensions, flows, pressures, etc. may result in less-than-optimal performance, including but not limited to reductions in production, stability, reliability, and component durability. Improper use of a work tool resulting in sweeping, prying, twisting and/or catching of heavy loads will reduce the life of the boom and stick.

(continued on next page)

M317 Wheeled Excavator Specifications

Bucket Specifications and Compatibility (continued)

Contact your Cat dealer for special bucket requirements.

	Linkage	Width		Capacity		Weight		Fill	Free on wheels	Rear dozer lowered	Free on wheels – wide axle	Front stabilizer and rear dozer lowered	Front dozer and rear stabilizer lowered	Fully stabilized	Free on wheels	Rear dozer lowered	Free on wheels – wide axle	Front stabilizer and rear dozer lowered	Front dozer and rear stabilizer lowered	Fully stabilized									
		mm	in	m ³	yd ³	kg	lb														%								
CW30S, TRS14 CW30S									Variable Angle Boom																				
									R2.2 (7'3")						R2.5 (8'2")														
Grading – General Duty									316	1600	63	0.75	0.98	595	1,311	100	X	X	X	●	●	●	X	X	X	⊙	⊙	●	
Maximum load with pin-on (payload + bucket)																													
									kg	658	917	886	2158	2243	2951	574	821	792	2009	2090	2763								
									lb	1,451	2,021	1,953	4,759	4,945	6,506	1,266	1,811	1,746	4,430	4,607	6,092								
S60, TRS14 S60									Variable Angle Boom																				
									R2.2 (7'3")						R2.5 (8'2")														
Grading – General Duty									316	1600	63	0.80	1.05	551	1,215	100	X	X	X	●	●	●	X	X	X	●	●	●	
Digging – General Duty									316	1100	43	0.70	0.92	559	1,232	100	X	X	X	●	●	●	X	X	X	●	●	●	
									316	1100	43	0.80	1.05	580	1,279	100	X	X	X	●	●	●	X	X	X	⊙	●	●	
Trenching – General Duty									316	540	20	0.35	0.46	283	624	100	⊖	●	●	●	●	●	○	⊙	⊙	●	●	●	
Maximum load with pin-on (payload + bucket)																													
									kg	815	1074	1043	2315	2400	3108	731	978	949	2166	2247	2920								
									lb	1,797	2,367	2,299	5,105	5,292	6,852	1,612	2,157	2,092	4,776	4,953	6,438								
HCS65, TRS14 HCS65									Variable Angle Boom																				
									R2.2 (7'3")						R2.5 (8'2")														
Grading – General Duty									316	1600	63	0.80	1.05	573	1,263	100	X	X	X	●	●	●	X	X	X	⊙	●	●	
Trenching – General Duty									316	540	21	0.35	0.46	304	670	100	⊖	●	●	●	●	○	⊙	⊙	●	●	●		
Digging – General Duty									316	1100	43	0.70	0.92	581	1,281	100	X	X	X	●	●	●	X	X	X	●	●	●	
									316	1100	43	0.80	1.05	601	1,325	100	X	X	X	●	●	●	X	X	X	⊙	●	●	
Maximum load with pin-on (payload + bucket)																													
									kg	598	857	826	2098	2183	2891	514	761	732	1949	2030	2703								
									lb	1,319	1,888	1,821	4,626	4,813	6,373	1,134	1,679	1,614	4,297	4,474	5,959								

Maximum Material Density:

- 2100 kg/m³ (3,500 lb/yd³)
- ⊙ 1800 kg/m³ (3,000 lb/yd³)
- ⊖ 1500 kg/m³ (2,500 lb/yd³)
- 1200 kg/m³ (2,000 lb/yd³)
- X Not Recommended

The above loads are in compliance with hydraulic excavator standard EN474-5:2006+A3:2013, they do not exceed 87% of hydraulic lifting capacity or 75% of tipping capacity with front linkage fully extended at ground line with bucket curled. Capacity based on ISO 7451:2007.

Caterpillar recommends using appropriate work tools to maximize the value customers receive from our products. Use of work tools, including buckets, which are outside of Caterpillar's recommendations or specifications for weight, dimensions, flows, pressures, etc. may result in less-than-optimal performance, including but not limited to reductions in production, stability, reliability, and component durability. Improper use of a work tool resulting in sweeping, prying, twisting and/or catching of heavy loads will reduce the life of the boom and stick.

M317 Wheeled Excavator Specifications

Attachments Offering Guide

Not all Attachments are available in all regions. Consult your Cat dealer for configurations available in your region.

<input checked="" type="checkbox"/> Match	<input type="checkbox"/> * Working range front only	<input type="checkbox"/> No Match	<input checked="" type="checkbox"/> 1800 kg/m ³ (3,000 lb/yd ³)	<input type="checkbox"/> 1200 kg/m ³ (2,000 lb/yd ³)	<input type="checkbox"/> 600 kg/m ³ (1,000 lb/yd ³)
---	---	-----------------------------------	---	--	---

PIN-ON ATTACHMENTS

Undercarriage		Front Blade; Rear Outriggers		Front Outriggers; Rear Blade		Front and Rear Outriggers		Rear Blade	
		4300 kg (9,460 lb)		4300 kg (9,460 lb)		4300 kg (9,460 lb)		4300 kg (9,460 lb)	
Boom Type		Variable Adjustable		Variable Adjustable		Variable Adjustable		Variable Adjustable	
		2.20 m (7'3")	2.50 m (8'2")	2.20 m (7'3")	2.50 m (8'2")	2.20 m (7'3")	2.50 m (8'2")	2.20 m (7'3")	2.50 m (8'2")
Stick Length									
Hydraulic Hammers	H110 S	✓	✓	✓	✓	✓	✓	✓	✓
	H115 GC S	✓	✓	✓	✓	✓	✓	✓	✓
	H115 S	✓	✓	✓	✓	✓	✓	✓	✓
	H120 S		✓		✓		✓		✓*
Demolition and Sorting Grapples	G313 GC	✓	✓	✓	✓	✓	✓	✓	✓
	G314	✓	✓	✓	✓	✓	✓	✓	✓*
Mobile Scrap and Demolition Shears	S3015 Flat Top		✓		✓		✓		✓*
Compactors (Vibratory Plate)	CVP75	✓	✓	✓	✓	✓	✓	✓	✓
Orange Peel Grapples	GSH420-500	●	●	●	●	●	●	○	
	GSH420-600	●	●	●	●	●	●		
	GSH420-750	●	○	●	○	●	○		
	GSH520-500	●	●	●	●	●	●		
	GSH520-600	●	○	●	○	●	○		
	GSH520-750	○	○	○	○	○	○		
	GSV420-400	●	●	●	●	●	●	●	○
	GSV420-500	●	●	●	●	●	●	○	○
	GSV420-600	●	●	●	●	●	●		
	GSV420-750	●	○	●	○	●	○		
	GSV420-1250	◇	◇	◇	◇	◇	◇		
	GSV520 GC-400	●	●	●	●	●	●	○	○
	GSV520 GC-500	●	●	●	●	●	●	○	
	GSV520 GC-600	●	●	●	●	●	●		
	GSV520 GC-750	●	○	●	○	●	○		
	GSV520 GC-1250	◇	◇	◇	◇	◇	◇		
	GSV520-400	●	●	●	●	●	●	○	○
	GSV520-500	●	●	●	●	●	●		
	GSV520-600	●	○	●	○	●	○		
	GSV520-750	●	○	●	○	●	○		
GSV520-1250	◇	◇	◇	◇	◇	◇			
Rotary Cutters	RC15	✓	✓	✓	✓	✓	✓	✓	✓

(continued on next page)

M317 Wheeled Excavator Specifications

Attachments Offering Guide (continued)

Not all Attachments are available in all regions. Consult your Cat dealer for configurations available in your region.

Match

* Working range front only

No Match

CAT PIN GRABBER COUPLER ATTACHMENTS

Undercarriage		Front Blade; Rear Outriggers		Front Outriggers; Rear Blade		Front and Rear Outriggers		Rear Blade	
		2.20 m (7'3")	2.50 m (8'2")	2.20 m (7'3")	2.50 m (8'2")	2.20 m (7'3")	2.50 m (8'2")	2.20 m (7'3")	2.50 m (8'2")
Counterweight		4300 kg (9,460 lb)		4300 kg (9,460 lb)		4300 kg (9,460 lb)		4300 kg (9,460 lb)	
Boom Type		Variable Adjustable		Variable Adjustable		Variable Adjustable		Variable Adjustable	
Stick Length		2.20 m (7'3")	2.50 m (8'2")	2.20 m (7'3")	2.50 m (8'2")	2.20 m (7'3")	2.50 m (8'2")	2.20 m (7'3")	2.50 m (8'2")
Hydraulic Hammers	H110 S	✓	✓	✓	✓	✓	✓	✓	✓
	H115 GC S		✓		✓		✓		✓*
	H115 S	✓	✓	✓	✓	✓	✓	✓	✓
Compactors (Vibratory Plate)	CVP75	✓	✓	✓	✓	✓	✓	✓	✓
Rotary Cutters	RC15	✓	✓	✓	✓	✓	✓	✓	✓*

CW-30s DEDICATED COUPLER ATTACHMENTS

Undercarriage		Front Blade; Rear Outriggers		Front Outriggers; Rear Blade		Front and Rear Outriggers		Rear Blade	
		2.20 m (7'3")	2.50 m (8'2")	2.20 m (7'3")	2.50 m (8'2")	2.20 m (7'3")	2.50 m (8'2")	2.20 m (7'3")	2.50 m (8'2")
Counterweight		4300 kg (9,460 lb)		4300 kg (9,460 lb)		4300 kg (9,460 lb)		4300 kg (9,460 lb)	
Boom Type		Variable Adjustable		Variable Adjustable		Variable Adjustable		Variable Adjustable	
Stick Length		2.20 m (7'3")	2.50 m (8'2")	2.20 m (7'3")	2.50 m (8'2")	2.20 m (7'3")	2.50 m (8'2")	2.20 m (7'3")	2.50 m (8'2")
Hydraulic Hammers	H110 S	✓	✓	✓	✓	✓	✓	✓	✓
	H115 S	✓	✓	✓	✓	✓	✓	✓	✓
Demolition and Sorting Grapples	G313 GC		✓		✓		✓		✓*
	G314		✓		✓		✓		
Compactors (Vibratory Plate)	CVP75	✓	✓	✓	✓	✓	✓	✓	✓
Rotary Cutters	RC15	✓	✓	✓	✓	✓	✓	✓	✓

CW-30 DEDICATED COUPLER ATTACHMENTS

Undercarriage		Front Blade; Rear Outriggers		Front Outriggers; Rear Blade		Front and Rear Outriggers		Rear Blade	
		2.20 m (7'3")	2.50 m (8'2")	2.20 m (7'3")	2.50 m (8'2")	2.20 m (7'3")	2.50 m (8'2")	2.20 m (7'3")	2.50 m (8'2")
Counterweight		4300 kg (9,460 lb)		4300 kg (9,460 lb)		4300 kg (9,460 lb)		4300 kg (9,460 lb)	
Boom Type		Variable Adjustable		Variable Adjustable		Variable Adjustable		Variable Adjustable	
Stick Length		2.20 m (7'3")	2.50 m (8'2")	2.20 m (7'3")	2.50 m (8'2")	2.20 m (7'3")	2.50 m (8'2")	2.20 m (7'3")	2.50 m (8'2")
Hydraulic Hammers	H110 S	✓	✓	✓	✓	✓	✓	✓	✓
	H115 GC S	✓	✓	✓	✓	✓	✓	✓	✓*
	H115 S	✓	✓	✓	✓	✓	✓	✓	✓
Demolition and Sorting Grapples	G313 GC	✓	✓	✓	✓	✓	✓	✓*	
	G313 GC Fixed CAN	✓	✓	✓	✓	✓	✓	✓	✓*
	G314	✓	✓	✓	✓	✓	✓	✓*	
Mobile Scrap and Demolition Shears	S3015 Flat Top		✓		✓		✓		
Compactors (Vibratory Plate)	CVP75	✓	✓	✓	✓	✓	✓	✓	✓
Rotary Cutters	RC15	✓	✓	✓	✓	✓	✓	✓	✓

(continued on next page)

M317 Wheeled Excavator Specifications

Attachments Offering Guide (continued)

Not all Attachments are available in all regions. Consult your Cat dealer for configurations available in your region.

Match

* Working range front only

No Match

S60 DEDICATED COUPLER ATTACHMENTS

Undercarriage		Front Blade; Rear Outriggers		Front Outriggers; Rear Blade		Front and Rear Outriggers		Rear Blade	
		4300 kg (9,460 lb)		4300 kg (9,460 lb)		4300 kg (9,460 lb)		4300 kg (9,460 lb)	
Boom Type		Variable Adjustable		Variable Adjustable		Variable Adjustable		Variable Adjustable	
Stick Length		2.20 m (7'3")	2.50 m (8'2")	2.20 m (7'3")	2.50 m (8'2")	2.20 m (7'3")	2.50 m (8'2")	2.20 m (7'3")	2.50 m (8'2")
Hydraulic Hammers	H110 S	✓	✓	✓	✓	✓	✓	✓	✓
	H115 GC S	✓	✓	✓	✓	✓	✓	✓	✓
	H115 S	✓	✓	✓	✓	✓	✓	✓	✓
Demolition and Sorting Grapples	G313 GC		✓		✓		✓		✓*
Compactors (Vibratory Plate)	CVP75	✓	✓	✓	✓	✓	✓	✓	✓
Rotary Cutters	RC15	✓	✓	✓	✓	✓	✓	✓	✓

HCS60 DEDICATED COUPLER ATTACHMENTS

Undercarriage		Front Blade; Rear Outriggers		Front Outriggers; Rear Blade		Front and Rear Outriggers		Rear Blade	
		4300 kg (9,460 lb)		4300 kg (9,460 lb)		4300 kg (9,460 lb)		4300 kg (9,460 lb)	
Boom Type		Variable Adjustable		Variable Adjustable		Variable Adjustable		Variable Adjustable	
Stick Length		2.20 m (7'3")	2.50 m (8'2")	2.20 m (7'3")	2.50 m (8'2")	2.20 m (7'3")	2.50 m (8'2")	2.20 m (7'3")	2.50 m (8'2")
Hydraulic Hammers	H110 S	✓	✓	✓	✓	✓	✓	✓	✓
	H115 S	✓	✓	✓	✓	✓	✓	✓	✓
Compactors (Vibratory Plate)	CVP75	✓	✓	✓	✓	✓	✓	✓	✓

HCS65 DEDICATED COUPLER ATTACHMENTS

Undercarriage		Front Blade; Rear Outriggers		Front Outriggers; Rear Blade		Front and Rear Outriggers		Rear Blade	
		4300 kg (9,460 lb)		4300 kg (9,460 lb)		4300 kg (9,460 lb)		4300 kg (9,460 lb)	
Boom Type		Variable Adjustable		Variable Adjustable		Variable Adjustable		Variable Adjustable	
Stick Length		2.20 m (7'3")	2.50 m (8'2")	2.20 m (7'3")	2.50 m (8'2")	2.20 m (7'3")	2.50 m (8'2")	2.20 m (7'3")	2.50 m (8'2")
Hydraulic Hammers	H110 S	✓	✓	✓	✓	✓	✓	✓	✓
	H115 S	✓	✓	✓	✓	✓	✓	✓	✓
Compactors (Vibratory Plate)	CVP75	✓	✓	✓	✓	✓	✓	✓	✓
Rotary Cutters	RC15	✓	✓	✓	✓	✓	✓	✓	✓*

(continued on next page)

M317 Wheeled Excavator Specifications

Attachments Offering Guide (continued)

Not all Attachments are available in all regions. Consult your Cat dealer for configurations available in your region.

Match

* Working range front only

No Match

TRS14 (PIN-ON TOP/S60 BOTTOM) ATTACHMENTS

Some attachments require more hydraulic flow and are best suited with a machine that has HP2 circuits and a tiltrotator with a high flow swivel. Check the hydraulic capability of your machine and tiltrotator and the requirements of your attachment to ensure a proper match.

Undercarriage		Front Blade; Rear Outriggers		Front Outriggers; Rear Blade		Front and Rear Outriggers		Rear Blade	
Counterweight		4300 kg (9,460 lb)		4300 kg (9,460 lb)		4300 kg (9,460 lb)		4300 kg (9,460 lb)	
Boom Type		Variable Adjustable		Variable Adjustable		Variable Adjustable		Variable Adjustable	
Stick Length		2.20 m (7'3")	2.50 m (8'2")	2.20 m (7'3")	2.50 m (8'2")	2.20 m (7'3")	2.50 m (8'2")	2.20 m (7'3")	2.50 m (8'2")
Hydraulic Hammers	H110 GC S		✓		✓		✓		
	H110 S		✓		✓		✓		✓*
Demolition and Sorting Grapples	G212 GC		✓		✓		✓		
Compactors (Vibratory Plate)	CVP75	✓	✓	✓	✓	✓	✓	✓	✓

NOTE: Use hammers on tiltrotators less than 10% of working hours per year or maximum 200 hours per year. Refer to your Operation and Maintenance Manual for recommended hydraulic flow requirements.

TRS14 (S60 TOP/S60 BOTTOM) ATTACHMENTS

Some attachments require more hydraulic flow and are best suited with a machine that has HP2 circuits and a tiltrotator with a high flow swivel. Check the hydraulic capability of your machine and tiltrotator and the requirements of your attachment to ensure a proper match.

Undercarriage		Front Blade; Rear Outriggers		Front Outriggers; Rear Blade		Front and Rear Outriggers		Rear Blade	
Counterweight		4300 kg (9,460 lb)		4300 kg (9,460 lb)		4300 kg (9,460 lb)		4300 kg (9,460 lb)	
Boom Type		Variable Adjustable		Variable Adjustable		Variable Adjustable		Variable Adjustable	
Stick Length		2.50 m (8'2")		2.50 m (8'2")		2.50 m (8'2")		2.50 m (8'2")	
Compactors (Vibratory Plate)	CVP75		✓		✓		✓		✓*

NOTE: Use hammers on tiltrotators less than 10% of working hours per year or maximum 200 hours per year. Refer to your Operation and Maintenance Manual for recommended hydraulic flow requirements.

TRS14 (PIN-ON TOP/HCS60 BOTTOM) ATTACHMENTS

Some attachments require more hydraulic flow and are best suited with a machine that has HP2 circuits and a tiltrotator with a high flow swivel. Check the hydraulic capability of your machine and tiltrotator and the requirements of your attachment to ensure a proper match.

Undercarriage		Front Blade; Rear Outriggers		Front Outriggers; Rear Blade		Front and Rear Outriggers		Rear Blade	
Counterweight		4300 kg (9,460 lb)		4300 kg (9,460 lb)		4300 kg (9,460 lb)		4300 kg (9,460 lb)	
Boom Type		Variable Adjustable		Variable Adjustable		Variable Adjustable		Variable Adjustable	
Stick Length		2.20 m (7'3")	2.50 m (8'2")	2.20 m (7'3")	2.50 m (8'2")	2.20 m (7'3")	2.50 m (8'2")	2.20 m (7'3")	2.50 m (8'2")
Hydraulic Hammers	H110 S		✓		✓		✓		
Compactors (Vibratory Plate)	CVP75	✓	✓	✓	✓	✓	✓	✓	✓*

NOTE: Use hammers on tiltrotators less than 10% of working hours per year or maximum 200 hours per year. Refer to your Operation and Maintenance Manual for recommended hydraulic flow requirements.

(continued on next page)

M317 Wheeled Excavator Specifications

Attachments Offering Guide (continued)

Not all Attachments are available in all regions. Consult your Cat dealer for configurations available in your region.

Match

* Working range front only

TRS14 (HCS60 TOP/HCS60 BOTTOM) ATTACHMENTS

Some attachments require more hydraulic flow and are best suited with a machine that has HP2 circuits and a tiltrotator with a high flow swivel. Check the hydraulic capability of your machine and tiltrotator and the requirements of your attachment to ensure a proper match.

Undercarriage	Front Blade; Rear Outriggers	Front Outriggers; Rear Blade	Front and Rear Outriggers
Counterweight	4300 kg (9,460 lb)	4300 kg (9,460 lb)	4300 kg (9,460 lb)
Boom Type	Variable Adjustable	Variable Adjustable	Variable Adjustable
Stick Length	2.50 m (8'2")	2.50 m (8'2")	2.50 m (8'2")
Compactors (Vibratory Plate)	CVP75	✓	✓

NOTE: Use hammers on tiltrotators less than 10% of working hours per year or maximum 200 hours per year. Refer to your Operation and Maintenance Manual for recommended hydraulic flow requirements.

TRS14 (PIN-ON TOP/HCS65 BOTTOM) ATTACHMENTS

Some attachments require more hydraulic flow and are best suited with a machine that has HP2 circuits and a tiltrotator with a high flow swivel. Check the hydraulic capability of your machine and tiltrotator and the requirements of your attachment to ensure a proper match.

Undercarriage	Front Blade; Rear Outriggers		Front Outriggers; Rear Blade		Front and Rear Outriggers		Rear Blade
Counterweight	4300 kg (9,460 lb)		4300 kg (9,460 lb)		4300 kg (9,460 lb)		4300 kg (9,460 lb)
Boom Type	Variable Adjustable		Variable Adjustable		Variable Adjustable		Variable Adjustable
Stick Length	2.20 m (7'3")	2.50 m (8'2")	2.20 m (7'3")	2.50 m (8'2")	2.20 m (7'3")	2.50 m (8'2")	2.20 m (7'3")
Compactors (Vibratory Plate)	CVP75		✓	✓	✓	✓	✓*

NOTE: Use hammers on tiltrotators less than 10% of working hours per year or maximum 200 hours per year. Refer to your Operation and Maintenance Manual for recommended hydraulic flow requirements.

Standard and Optional Equipment

Standard and optional equipment may vary. Consult your Cat® dealer for details.

	Standard	Optional		Standard	Optional
BOOM, STICKS AND LINKAGES			HYDRAULIC SYSTEM		
5.2 m (17'1") Variable Adjustable boom	✓		Boom, stick and bucket drift reduction valves	✓	
2.5 m (8'2") stick		✓	Boom/stick lowering check valves	✓	
2.2 m (7'3") stick		✓	Overload warning	✓	
Bucket linkage, 316-family with lifting eye		✓	Electronic main control valve	✓	
Bucket linkage, 316-family without lifting eye		✓	Automatic hydraulic oil warm up	✓	
ELECTRICAL SYSTEM			Element type main hydraulic filter	✓	
LED lights on boom and cab	✓		One-slider joysticks		✓
Lights for cameras on chassis (Right-hand-side, left-hand-side) and counterweight	✓		Two-slider joysticks		✓
Roading and indicator lights, front and rear	✓		Advanced Tool Control (one/two way high-pressure flow with drift reduction)	✓	
Maintenance free batteries	✓		Second high pressure auxiliary circuit (one/two way high-pressure flow)		✓
Centralized electrical disconnect switch	✓		Medium pressure auxiliary circuit (one/two way medium-pressure flow)		✓
Electrical refueling pump		✓	Heavy lift mode	✓	
ENGINE			Quick coupler circuit for CW-dedicated coupler	✓	
Cat C4.4 diesel engine	✓		SmartBoom™		✓
Power mode selector	✓		Ride control		✓
One-touch low idle with automatic engine speed control	✓		Cat tiltrotator support		✓
Automatic engine speed control and idle shutdown	✓		Joystick steering		✓
Work up to 3000 m (9,840 ft) altitude capability above sea level without engine power de-rating	✓		Separate dedicated swing pump	✓	
52° C (125° F) high-ambient cooling capacity	✓		Automatic swing brake	✓	
Cold starting capability for -18° C (0° F)	✓		Cat BIO HYDO™ Advanced biodegradable hydraulic oil		✓
Sealed double element air filter with integrated pre-cleaner	✓		Adjustable hydraulic aggressiveness	✓	
Electric fuel priming pump	✓		Electronic pattern changer	✓	
On-demand cooling fan	✓		Auxiliary high pressure circuit	✓	

(continued on next page)

M317 Standard and Optional Equipment

Standard and Optional Equipment (continued)

Standard and optional equipment may vary. Consult your Cat dealer for details.

	Standard	Optional		Standard	Optional
SAFETY AND SECURITY			UNDERCARRIAGE AND STRUCTURES		
Rear and right-side-view cameras	✓		All wheel drive	✓	
360° visibility		✓	Automatic brake/axle lock	✓	
Wide angle mirrors	✓		Creeper speed	✓	
Right-hand-side electrical mirrors		✓	Electronic swing and travel lock	✓	
Travel alarm		✓	Heavy-duty axles, advanced disc brake system and travel motor, adjustable braking force	✓	
Signal/warning horn	✓		Oscillating front axle, lockable, with remote greasing point	✓	
Rotating beacon on cab and chassis		✓	10.00-20 16 PR, dual tires		✓
Inspection lighting		✓	11.00-20 16 PR, dual tires		✓
Cat Asset tracker		✓	315/70R22.5, no gap dual tires		✓
Neutral lever (lock out) for all controls	✓		445/70R 19.5, single tires		✓
Ground-level accessible secondary engine shutoff switch in cab	✓		300-80-22.5 dual pneumatic, spacerless tire		✓
Lockable disconnect switch	✓		Steps with tool box in undercarriage (left and right)	✓	
Bluetooth® receiver	✓		Two-piece drive shaft	✓	
Anti-skid plate and countersunk bolts on service platform	✓		Two speed hydrostatic transmission	✓	
2D E-Fence		✓	Rear (radial) blade undercarriage		✓
SERVICE AND MAINTENANCE			Rear (radial) blade undercarriage – wide axle gauge		✓
Scheduled Oil Sampling (S·O·S SM) ports	✓		Rear blade undercarriage		✓
Automatic lubrication system for implement and swing system		✓	Rear blade undercarriage – wide axle gauge		✓
Integrated vehicle health management system	✓		Rear blade undercarriage with trailer support		✓
TECHNOLOGY			Front blade/rear outrigger undercarriage with trailer support		✓
VisionLink®	✓*		Front blade/rear outrigger undercarriage		✓
Remote Flash	✓		Rear blade/front outrigger undercarriage		✓
Remote Troubleshoot	✓		Rear outrigger/front outrigger undercarriage		✓
Cat Grade Connectivity		✓	Fenders, front and rear, synthetic		✓
Cat Grade 2D		✓	Travel restraint bracket for grapple/clamshell		✓
Cat Grade 2D with Attachment Ready Option (ARO)		✓	4300 kg (9,460 lb) counterweight	✓	
Cat Grade 3D dual GNSS		✓			
Laser catcher		✓			
Cat Assist: – Grade Assist		✓			
Cat Payload: – Static weigh – Semiautomatic calibration – Payload/cycle information – USB reporting capability		✓			
Cat Tilt Rotator (TRS) Integration		✓			

*Connect subscription only. Additional subscriptions are available. Contact your Cat dealer for availability.

Dealer Installed Kits and Attachments

Attachments may vary. Consult your Cat dealer for details.

CAB

- 75 mm (3") retractable seat belt

SAFETY AND SECURITY

- Bluetooth key fob

GUARDS

- Operator Protective Guards (not compatible with cab light cover, rain protector)
- Mesh guard full front (not compatible with cab light cover, rain protector)

M317 Cab Options

Cab Options

	Deluxe	Premium
Sound-suppressed ROPS cab	●	●
Heated seat with air-adjustable suspension	●	X
Heated and cooled seat with automatic adjustable suspension	X	●
Height-adjustable console, infinite with no tool	●	●
High-resolution 254 mm (10") LCD touchscreen monitor	●	●
Mechanical mirror	●	X
Electrical mirror	X	●
Automatic bi-level air conditioner	●	●
Jog dial and shortcut keys for monitor control	●	●
Keyless push-to-start engine control	●	●
51 mm (2") orange seat belt	●	●
Unfastened seat belt warning	●	●
Auxiliary relay	○	○
Bluetooth integrated radio (including USB, aux port and microphone)	●	●
2 × 12V DC outlets	●	●
Document storage	●	●
Cup and bottle holders	●	●
Openable two-piece front window (laminated)	●	○
Fixed one-piece front window (P5A classified)	X	○
Parallel wiper with washer	●	●
Fixed glass skylight	●	●
LED dome lights	●	●
Foot illumination	●	●
Roller rear sunscreen	X	●
Rear window emergency exit	●	●
Washable floor mat	●	●
Beacon ready	●	●
Operator Protective Guards (OPG) "ready" Pam OK?	●	●
Vandalism "ready"	●	●
Two LED cab lights	●	●
Rain visor	●	●

- Standard
- Optional
- X Not available

The following information applies to the machine at the time of final manufacture as configured for sale in the regions covered in this document. The content of this declaration is valid as of the date issued; however, content related to machine features and specifications are subject to change without notice. For additional information, please see the machine's Operation and Maintenance Manual.

For more information on sustainability in action and our progress, please visit <https://www.caterpillar.com/en/company/sustainability>.

Engine

- The Cat® C4.4 engine meets EU Stage V emission standards.
- Cat diesel engines are required to use ULSD (ultra-low sulfur diesel fuel with 15 ppm of sulfur or less) or ULSD blended with the following lower-carbon intensity fuels** up to:
 - ✓ 20% biodiesel FAME (fatty acid methyl ester)*
 - ✓ 100% renewable diesel, HVO (hydrotreated vegetable oil) and GTL (gas-to-liquid) fuelsRefer to guidelines for successful application. Please consult your Cat dealer or “Caterpillar Machine Fluids Recommendations” (SEBU6250) for details.
**Engines with no aftertreatment devices can use higher blends, up to 100% biodiesel (for use of blends higher than 20% biodiesel, consult your Cat dealer).*
***Tailpipe greenhouse gas emissions from lower-carbon intensity fuels are essentially the same as traditional fuels.*

Air Conditioning System

- The air conditioning system on this machine contains the fluorinated greenhouse gas refrigerant R134a (Global Warming Potential = 1430). The system contains 1.0 kg (2.2 lb) of refrigerant which has a CO₂ equivalent of 1.430 metric tonnes (1.576 tons).

Paint

- Based on best available knowledge, the maximum allowable concentration, measured in parts per million (PPM), of the following heavy metals in paint are:
 - Barium < 0.01%
 - Cadmium < 0.01%
 - Chromium < 0.01%
 - Lead < 0.01%

Sound Performance

ISO 6396:2008 internal	70 dB(A)
ISO 6395:2008 external	100 dB(A)

- External Sound – The labelled spectator sound power level represents the Guaranteed Value per 2000/14/EC amended by 2005/88/EC, when properly equipped, and is measured according to the test procedures and conditions specified in ISO 6395:2008. The measurements were conducted at 70% of the maximum engine cooling fan speed.
- Internal Sound – The operator sound pressure level is measured according to the test procedures and conditions specified in ISO 6396:2008 for a cab offered by Caterpillar, when properly installed and maintained and tested with the door and windows closed. The measurements were conducted at 70% of the maximum engine cooling fan speed.
- Hearing protection may be needed when operating with an open operator station and cab (when not properly maintained for doors/windows open) for extended periods or in noisy environment(s).

Oils and Fluids

- Caterpillar factory fills with ethylene glycol coolants. Cat Diesel Engine Antifreeze/Coolant (DEAC) and Cat Extended Life Coolant (ELC) can be recycled. Consult your Cat dealer for more information.
- Cat Bio HYDO Advanced is an EU Ecolabel approved biodegradable hydraulic oil.
- Additional fluids are likely to be present, please consult the Operations and Maintenance Manual or the Application and Installation guide for complete fluid recommendations and maintenance intervals.

Features and Technology

- The following features and technology may contribute to fuel savings and/or carbon reduction. Features may vary. Consult your Cat dealer for details.
 - Advanced hydraulic systems balance power and efficiency
 - The latest hydraulic oil filter provides longer life with a 3,000-hour replacement interval
 - Eco mode minimizes fuel consumption for light applications
 - One-touch low idle with automatic engine speed control
 - Boost productivity and increase operating efficiency with optional Cat technologies
 - Remote flash and remote troubleshoot

For more complete information on Cat products, dealer services, and industry solutions, visit us on the web at www.cat.com

© 2024 Caterpillar
All rights reserved

Materials and specifications are subject to change without notice. Featured machines in photos may include additional equipment. See your Cat dealer for available options.

CAT, CATERPILLAR, LET'S DO THE WORK, their respective logos, "Caterpillar Corporate Yellow," the "Power Edge" and Cat "Modern Hex" trade dress as well as corporate and product identity used herein, are trademarks of Caterpillar and may not be used without permission. VisionLink is a trademark of Caterpillar Inc., registered in the United States and in other countries.

AEXQ3223-04 (05-2024)
Replaces AEXQ3223-03
Build Number: 07D
(Europe)

