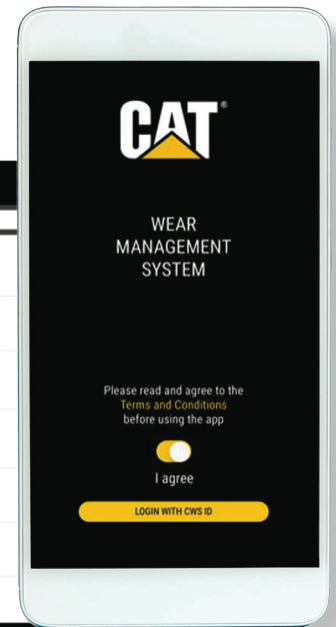
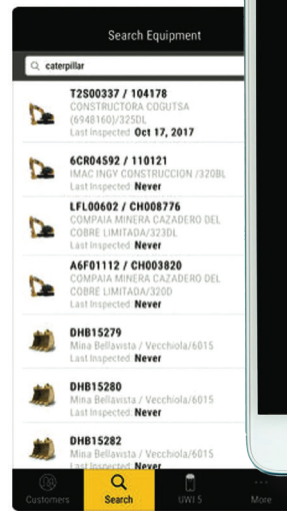


CAT WEAR MANAGEMENT SYSTEM INTRODUCES...

BUCKET PRO



You may be familiar with CTS Pro for Cat Undercarriage Inspections. Now, the Cat Wear Management System is launching the second module to help you manage G.E.T. on your bucket fleet.



Your Cat dealer offers sales, service and technical support you need to keep your bucket at maximum productivity.

- » Work with your Cat Dealer to set up your site and bucket fleet within the Bucket Pro App.
- » Use smart phone, IPad, or tablet to perform regular inspections of G.E.T. and get instant reports.
- » Go online to calculate costs and view production trends of each bucket.
- » Use data to reduce costs and improve production of your G.E.T. system.



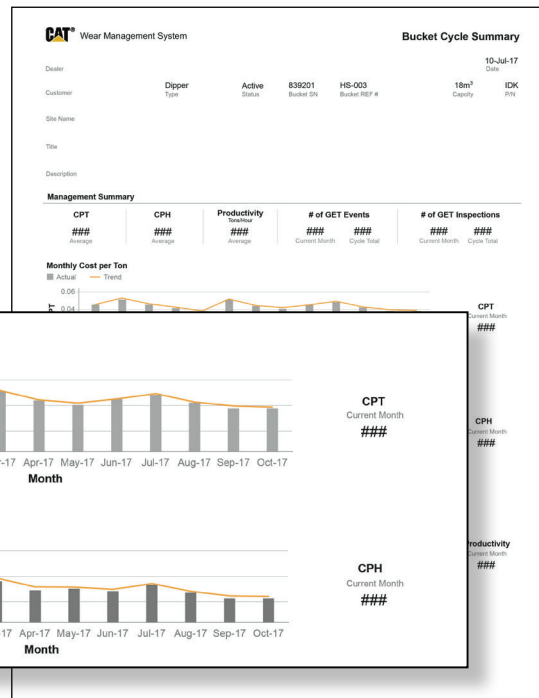
USING BUCKET PRO, YOUR DEALER CAN PROVIDE:

CAT Wear Management System		Bucket GET Inspection Report			
Dealer	Johnathan Whitmer			10Mar18	
Cat G.E.T. Customer	ERS Dipper Type	Active Status	W30171991 Bucket SN	Bucket 4 Bucket REF #	60.4 m3 Capacity
Pin 2	Caterpillar 7495HD Model	CAT007495HD2017 Machine SN	SMU (Service Meter Unit)	Service Meter	6450 Hours
Applications Summary					
Copper Material	High Impact	High Abrasion	125 Hours Per Week		
General Recommendations					

» **G.E.T. Inspection Reports** These instant, on-site reports include % worn, future change out dates, and average life of all your G.E.T. components.

Component ID	Wear Level	Wear Type	Wear %	Wear Count	Start Date	End Date	Hours	Life (Hours)
398-3028	8	Normal Wear	3.4	73	01Aug17	31May18	5411	1461
	9	Abnormal Wear	3	85	01Aug17	18Apr18	4647	697
Average Life (Hours)							4960	1010
Wear Caps								
1	Normal Wear	1.4	31	01Mar18	30Mar18	806	556	
2	Normal Wear	1.4	31	01Mar18	30Mar18	806	556	
3	Normal Wear	1.4	31	01Mar18	30Mar18	806	556	
4	Normal Wear	1.5	23	01Mar18	09Apr18	1087	837	
5	Normal Wear	1.4	31	01Mar18	30Mar18	806	556	
6	Normal Wear	1.3	38	01Mar18	25Mar18	658	408	
7	Normal Wear	1.3	38	01Mar18	25Mar18	658	408	
8	Normal Wear	1.4	31	01Mar18	30Mar18	806	556	
9	Normal Wear	1.3	38	01Mar18	25Mar18	658	408	
Average Life (Hours)							788	538
Lip Shrouds								
1	Normal Wear	1.3	81	01Aug17	01May18	4877	927	
2	Normal Wear	1.3	81	01Aug17	01May18	4877	927	
3	Normal Wear	1.3	81	01Aug17	01May18	4877	927	
394-9744	4	Normal Wear	1.1	94	01Aug17	24Mar18	4202	252
394-9744	5	Normal Wear	1	100	01Aug17	10Mar18	3950	0
394-9744	6	Normal Wear	1.1	94	01Aug17	24Mar18	4202	252
	7	Normal Wear	1.3	81	01Aug17	01May18	4877	927
	8	Normal Wear	1.3	81	01Aug17	01May18	4877	927

» **Bucket Cycle Summary**—these monthly summaries show bucket cycle trends of CPT, CPH, and Productivity as well as average life trends.



» Get real time data on G.E.T. performance and expected life.

- » Plan maintenance
- » Manage Inventory
- » Identify the best G.E.T. solutions
- » Know your CPT

GET THE FACTS YOU NEED! STOP MANAGING YOUR G.E.T. WITH OPINIONS AND ASSUMPTIONS.

Talk to your Product Support Representative or G.E.T. Specialist today to learn how they can help you simplify your bucket management.

PEDJ0776

© 2021 Caterpillar. All Rights Reserved.

CAT, CATERPILLAR, LET'S DO THE WORK, their respective logos, "Caterpillar Corporate Yellow", the "Power Edge" and Cat "Modern Hex" trade dress as well as corporate and product identity used herein, are trademarks of Caterpillar and may not be used without permission.