



MINI EXCAVATORS | SMALL TRACK TYPE TRACTORS | COMPACT WHEEL LOADERS | SMALL WHEEL LOADERS
BACKHOE LOADERS | SKID STEER LOADERS | COMPACT TRACK LOADERS | TELEHANDLERS | ATTACHMENTS

MEET THE CAT[®] COMPACT FAMILY



CONTENTS

> WE'RE HERE FOR YOU	03
> MINI EXCAVATORS	04
> TELEHANDLERS	06
> WHEEL LOADERS	08
> BACKHOE LOADERS	10
> SKID STEER LOADERS	12
> COMPACT TRACK LOADERS	12
> SMALL DOZERS	14
> ATTACHMENTS	16
> NOTES	19

For further information please visit cat.com
or contact your nearest Cat® dealer.

WE'RE HERE FOR YOU

**TAKE ADVANTAGE OF OUR FINANCIAL OFFERS,
HASSLE-FREE OWNERSHIP AND PROTECTION
PLANS TO HELP MAKE LIFE EASIER.**



FINANCIAL SUPPORT

You can count on Cat Financial to provide the best financing solutions for your business. We offer quick and easy financing, with customised payment plans. Our team understands Cat products across all industries. We will help you get the most out of your investment – and grow your business.

EXTENDED PROTECTION PLAN

When you buy new machinery, Caterpillar offers a standard warranty of 6 to 12 months. But the lifespan of Cat machines extends well beyond that timeframe. That's why your Cat dealer offers Equipment Protection Plans.

Backed by Cat Financial Insurance Services, Equipment Protection Plans ensure that your investment is safeguarded beyond the standard warranty period. With three levels of coverage, you can choose the option that best suits your needs and your budget. Ask your nearest Cat dealer for more information.



HASSLE-FREE OWNERSHIP WITH A CVA

A Customer Value Agreement (or CVA) is a hassle-free ownership programme to get the most from your Cat equipment. Genuine Cat Parts are delivered on time, right to your door, with instructions for easy maintenance.

With a CVA you will enjoy:

- hassle-free ownership and maintenance
- the security of dealer support
- peace-of-mind when it comes to equipment health management.

A CVA makes it easy to manage both maintenance work and your budget. The cost of the CVA can be rolled in with your monthly machine payment so that you don't have to deal with unexpected costs.

A CVA offers an easy way to maximize your investment and lower your ownership costs.



MINI EXCAVATORS

DESIGNED WITH YOU IN MIND

To do your best work, you need a comfortable machine you can rely on. Our mini excavators were designed with you in mind. These high-performance machines are not only affordable, they also boast improved servicing, comfort and control.

COMFORT AND CONTROL

Putting the control in your hands, **stick steer and cruise control make manoeuvring, positioning and travelling in your excavator easier.** For your comfort, you have the option of an air-conditioned, sealed and pressurised cab on the majority of models.

AFFORDABLE

The new range of mini excavators offers lower ownership and operating costs. **Now you can spend less time and money on servicing and fuel.** The steel panel design is highly durable, making each machine an investment that can stand up to the test of challenging jobsites.

HIGH PERFORMANCE

Multifunctional and versatile, these mini excavators are best in their class for productivity and performance. You can customise the monitor settings to suit the task in hand with adjustable operator and attachment settings. **The Next Gen models deliver up to 20% more performance alongside an increase in fuel efficiency.**

NO-HASSLE SERVICING

Daily maintenance is easy, with improved ground-level access on the 6-10 tonne models. On the 1-2 tonne models, access panels allow for quick routine servicing, while the tilt cab/canopy feature keeps larger servicing times to a minimum. **Longer service intervals on all models mean less downtime and more productive hours on site. Let's do the work!**

Model	Net power	Transport weight	Maximum dig depth
300.9D*	9.6 kW	935 kg	1,731 mm
300.9D* VPS & HPU300	9.7 kW	1,088 kg	1,731 mm
301.5*	14.3 kW	1,740 kg	2,540 mm
301.6	14.3 kW	1,925 kg	2,540 mm
301.7 CR*	14.3 kW	1,890 kg	2,350 mm
301.8	14.3 kW	2,000 kg	2,570 mm
302 CR	14.3 kW	2,140 kg	2,570 mm
302.7D CR	15.2 kW	2,830 kg	2,744 mm
303E CR	17.5 kW	3,267 kg	2,980 mm
303.5E2 CR	17.5 kW	3,692 kg	2,880 mm
304E2 CR	30 kW	4,080 kg	3,430 mm
305E2 CR	30 kW	5,185 kg	3,670 mm
306.5	34.9 kW	6,175 kg	3,902 mm
307.5	41.7 kW	8,233 kg	4,649 mm
310	52.4 kW	10,182 kg	5,211 mm

*Only available with a canopy. All other models include a cab.

Some features are optional and/or model specific. The specs above show the most common regional configuration. The full specs for every model are available at cat.com or ask your Cat dealer for more information and to arrange a test drive.

Next Gen Mini Excavator features:

- Air conditioning
- Stick steer
- Cruise control
- Tilt cab/canopy
- LCD monitor



**"THIS MACHINE
IS A BEAST!
IT'S STRONG
AND FAST."**

SANDRO, OPERATOR FOR WATER,
SEWAGE AND GAS CONNECTION

IN THE SPOTLIGHT

A FOCUSED LOOK AT THREE MODELS AND SOME SHARED FEATURES ACROSS THE RANGE.

301.7 CR

Enjoy big lift and dig performance in a mini design. With a compact radius (CR) tail swing and retractable undercarriage, it's easy to access narrow areas and work in tight spaces. Easy access points for servicing help you achieve a saving of up to 15% in owning and operating costs, compared to previous models.



306.5

This model offers more features than ever before, helping to increase your efficiency and comfort. Stick steer is standard on all Next Gen models, making it easy to switch from traditional lever and pedal controls to joystick controls at the touch of a button.



310

Enjoy maximum performance with reduced operating costs. This machine offers increased lifting, swinging and travel functions. Like all Next Gen models, features such as auto idle, auto engine shutdown and efficient hydraulics with a variable displacement pump give you optimum fuel efficiency.



TELEHANDLERS

WORK MADE EASY

Whether you need a construction machine or an agriculture machine, Cat telehandlers offer the best visibility, reach and lift power.

You can rely on these durable machines for top performance at low operating costs.

SUPERIOR CYCLE TIMES

Cat telehandlers offer industry leading cycle times. With fast hydraulics and a chain-driven boom, our construction spec telehandlers offer up to 50% faster cycle times than the competition.

DESIGNED FOR STABILITY

All models feature a long wheelbase for excellent stability. Exceptional ground clearance gives extra peace of mind, protecting machine components from damage. The agriculture models, known as Ag Handlers, come with a stability indicator (LSI) that prevents unwanted hydraulic lockout, so you're always in control.

SAVE UP TO 30%

Buy a Cat Ag Handler and save up to 30% on servicing costs compared to the competition. Our construction spec telehandlers offer excellent fuel consumption when compared to the competition. They have fewer parts that require servicing on a 500-hour servicing interval. This gives you more machine uptime and better productivity for less fuel.

EXCELLENT VISIBILITY

These machines are designed to offer the ultimate safe working environment. Cat telehandlers feature unrivalled rear-ward visibility, so you can get more work done on busy jobsites with less risk.

Model	Engine power	Maximum lift height	Maximum reach	Lift capacity
TH357D	96.5 kW	7.0 m	3.65 m	3,500 kg
TH408D	106.0 kW	7.6 m	4.3 m	4,000 kg
TH3510D	106.0 kW	9.8 m	6.6 m	2,500 kg
TH314D	74.4 kW	13.85 m	8.68 m	3,600 kg
TH417D	74.4 kW	17.0 m	12.75 m	4,000 kg

■ Agriculture ■ Construction

The full specs for every model are available at cat.com or ask your Cat dealer for more information and to arrange a demonstration.





“GOOD STABILITY, SMOOTH HYDRAULICS AND A GREAT MACHINE OVERALL.”

DAVE, METAL FABRICATOR, UK

IN THE SPOTLIGHT

A FOCUSED LOOK AT TWO MODELS AND SOME SHARED FEATURES ACROSS THE RANGE

TH408D

The TH408D is precision engineered to handle any task. This model offers stability, manoeuvrability, speed and power. With a choice of three fuel-efficient Cat engines to suit a wide range of applications, you can choose the right engine for you. The TH408D also offers a comfortable ride in a premium cab.



TH417D

This model has powerful hydraulics so you can raise, lower, extend and retract the chain-driven boom quickly and safely. With excellent stability, ground clearance and guarding, vital components are protected from potential damage. Maintenance is easy with an accessible engine, simple-to-change service parts and easy-access lubrication points.



COMPACT WHEEL LOADERS & SMALL WHEEL LOADERS

SEE MORE, MOVE MORE, DO MORE

Cat wheel loaders make your work safer, faster, more precise and profitable.

The compact models deliver high performance, versatility and precision in any application. The small machines offer superior performance, fast cycle times and versatility to help you move more material.

FLEXIBLE POWER TRAIN

A smooth, step-less, electronically controlled hydrostatic transmission provides adjustable power to the ground with excellent ground-speed control and customizable feel.

LIFT WITH CONTROL

Caterpillar's optimised Z-bar linkage allows you to dig efficiently and carry tools. Parallel lift and high tilt forces help you handle loads safely and precisely.

GET MORE FROM YOUR TYRES

Reduce the wear on your tyres with rimpull control. Adjust the torque up or down to match the ground conditions and minimise tyre spin.

VERSATILE

You can adapt these models with a variety of attachments. Some models offer High Flow options so you can run attachments more efficiently.

COMPACT WHEEL LOADERS

Model	Engine power	Full turn tip load	Bucket pin height at maximum lift
906K	55 kW	3,405 kg	3,227 mm
907K	55 kW	3,500 kg	3,227 mm
908K	55 kW	3,770 kg	3,410 mm
914K	74 kW	5,406 kg	3,658 mm
920K	74 kW	5,472 kg	3,775 mm

SMALL WHEEL LOADERS

Model	Engine power	Full turn tip load	Bucket pin height at maximum lift
924K	105 kW	7,488 kg	3,853 mm
930K	119 kW	8,477 kg	3,907 mm
938K	140 kW	9,698 kg	3,969 mm

The full specs for every model are available at cat.com or ask your Cat dealer for more information and to arrange a demonstration.





"THE MACHINE OFFERS YOU STABILITY AND FIRMNESS. THIS EQUIPMENT IS VERY STRONG."

**ROBERTO MOREIRA,
WHEEL LOADER OPERATOR, BRAZIL**

IN THE SPOTLIGHT

A FOCUSED LOOK AT TWO MODELS AND SOME SHARED FEATURES ACROSS THE RANGE.

906K

This model can be used with complex attachments to make a range of tasks easy. The electro-hydraulic system provides low effort, fine control with fast cycle times. You can adjust the responsiveness with the push of a button, which allows you to set up the machine exactly the way you want it, based on the application.



938K

This sets a new standard for productivity, fuel efficiency and comfort. Low sound levels, a spacious cab and intuitive controls keep you comfortable. The optimized loader linkage delivers superb bucket breakout performance to increase productivity and reduce fuel usage. It also ensures the fork carriage stays level, so loading material in pallets is always smooth and controlled.



BACKHOE LOADERS

DESIGNED TO MAKE LIFE EASY

There are so many features that make Cat backhoe loaders easy to own and operate. The difficult part is deciding which model to go for!

CHOICE OF ENGINE

Every model is powered by our very own Cat engine, designed for power, reliability and fuel efficiency. There are two options available: the Tier 2 equivalent 3054C engine and the Tier 3 equivalent C4.4 engine. Both offer a range of power ratings.

EASY GEAR CHANGES

The four-speed powershift transmission makes gear changes easy with the power shuttle lever. Because there is no floor-mounted gear shift lever, you can enjoy more space in the cab.

COMFORT AND CONTROL

Pilot Hoe controls are available for those operators who want a little more comfort and control in their work. You can adjust these controls to find a position that suits you. This makes long days in the cab more comfortable for any operator.

SIMPLE TO MAINTAIN

These machines have been designed to make daily maintenance simple. Highlights include an easy-access hinged cooling pack that keeps the engine cool; axles that don't need daily greasing; and vertically mounted filters for spill-free servicing and reduced oil contamination.

Model	Engine power	Dig depth	Loader lift capacity
426	68.5 kW T2 equivalent 70 kW T3 equivalent	4,707 / 5,697 mm (Estick)	3,630 kg
428	68.5 / 74.5 kW T2 equivalent 70 / 74.5 kW T3 equivalent	4,788 / 5,700 mm (Estick)	3,728 kg
432	74.5 kW T2 equivalent 74.5 kW T3 equivalent	4,788 / 6,169 mm (Performance Estick)	3,728 kg
434	68.5 / 74.5 kW T2 equivalent 74.5 kW T3 equivalent	4,827 / 5,748 mm (Estick)	4,626 kg
444	74.5 kW T2 equivalent 74.5 kW T3 equivalent	4,826 / 6,218 mm (Performance Estick)	4,663 kg

The full specs for every model are available at cat.com or ask your Cat dealer for more information and to arrange a demonstration.





"THEY TOLD US, CATERPILLAR IS A MACHINE FOR LIFE. WE TRIED IT, AND WE HAVE PROVED IT."

EPHRAIM KAKWABANGA, MILEMBE CONSTRUCTION CO LTD, TANZANIA

IN THE SPOTLIGHT

A FOCUSED LOOK AT THREE MODELS AND SOME SHARED FEATURES ACROSS THE RANGE.

426F2

This entry level model offers low owning and operating costs with the high performance you expect from Cat. The powerful hydraulic system with a variable displacement piston pump gives optimum fuel efficiency. With mechanical transmission and controls this is simple to operate and maintain, making it ideal for tough environments.



432

The 432 has an electro-hydraulic loader and pilot hoe controls, giving you ultimate comfort and control. The powershift transmission creates ergonomic and efficient gear shifting, making the cab an even better place to spend all day in. Choose eco mode to keep fuel costs as low as possible.



434

This equal-sized-tyre machine has three modes of steering, which makes it nimble despite the size. It gives more loader performance than the 426/428/432 machines, so you can move more material. For added comfort, choose pilot hoe controls.



SKID STEER LOADERS & COMPACT TRACK LOADERS

EXPERIENCE WHAT YOU INSPIRED

The new Cat D3 Series of skid steer loaders and compact track loaders provides more comfort, reliability and productivity than ever before.

Operators told us what they needed to work in safety and comfort, every day. These wheeled and rubber track models were designed to meet those requirements

ONE MACHINE FOR MULTIPLE TASKS

Make one machine more versatile than ever before with three Smart attachments that are exclusive to Caterpillar. Smart technology interacts with the machine to change the built-in advanced display. The joystick operates each attachment.

ROBUST AND DURABLE

The D3 machines are more robust than ever before. The durable fuel system has one filter, which makes it easier to maintain. A stronger step, tread and grab-handle are designed to withstand daily wear and tear to help you get into the cab safely, every day.

STABILITY AND SAFETY, EVERY TIME

Experience a new undercarriage designed exclusively for the D3 Series compact track loaders. It reduces the rocking or pitching motion when you're handling heavy loads, grading or dumping material into a truck. Suspension creates a comfortable ride for all applications.

CAB COMFORT

All D3 models offer 40% wider door-opening and sealed, pressurised cabs with more legroom. A high-vis orange seatbelt and rotary beacons boost jobsite safety. Enjoy a safe, comfortable working environment to do your best work.

SKID STEER LOADERS

Model	Gross power	Rated operating capacity	Bucket pin height at maximum lift
216B3	38 kW (51 hp)	635 kg	2,854 mm
226B3	46 kW (61 hp)	680 kg	2,854 mm
232D3	45 kW (60 hp)	865 kg	3,001 mm
236D3	55 kW (75 hp)	820 kg	3,122 mm
242D3	55 kW (75 hp)	1,000 kg	3,076 mm
246D3	55 kW (75 hp)	1,000 kg	3,154 mm
262D3	55 kW (75 hp)	1,225 kg	3,172 mm

COMPACT TRACK LOADERS

Model	Gross power	Rated operating capacity (50% tipping load)	Bucket pin height at maximum lift
259D3	55 kW (75 hp)	1,305 kg	3,075 mm
279D3	55 kW (75 hp)	1,445 kg	3,173 mm
289D3	55 kW (75 hp)	1,880 kg	3,178 mm

■ B3 models ■ D3 models

The full specs for every model are available at cat.com or ask your Cat dealer for more information and to arrange a demonstration.



**"THESE MODELS
PROVIDE NEW
LEVELS OF COMFORT,
RELIABILITY AND
PRODUCTIVITY
INSPIRED BY YOU –
OUR CUSTOMERS."**

KEVIN COLEMAN, PRODUCT MARKETING, CATERPILLAR

IN THE SPOTLIGHT

A FOCUSED LOOK AT THREE MODELS AND SOME SHARED FEATURES ACROSS THE RANGE.

236D3

With its radial lift design, this skid steer loader delivers impressive mid-lift reach and excellent digging performance with outstanding drawbar power. Like all D3 models, seat-mounted adjustable joystick controls come as standard for your comfort.



259D3

This compact track loader delivers extended reach and lift height for quick and easy truck loading. The standard, suspended undercarriage system provides superior traction, flotation, stability and speed so you can handle a wide range of tasks and ground conditions.



262D3

With its vertical lift design, this skid steer loader offers extended reach and lift height. The high performance power train provides maximum capability through the electronic torque management system, standard two-speed travel and an electronic hand/foot throttle with decel pedal ability.



SMALL DOZERS

SMALL AND MIGHTY

These dozers are powerful and efficient. Designed to optimise speed and versatility, they are easy to transport, manoeuvre and finish grade.

ACHIEVE THE PERFECT GRADE

The Cat Slope Indicate feature on these machines takes the guesswork out of the grading process and boosts productivity. See what slope the machine is positioned on and get the right grade with fewer passes.

ALL-DAY COMFORT

Say goodbye to tired arms with ergonomic seat-mounted controls and Blade Shake. Simply press the button on the right-hand joystick to shake material off the blade.

SAVE 20% IN FUEL

Reduce fuel consumption by up to 20% with Eco Mode. This unique load-sensing system reduces fuel usage when needed, without reducing the machine's performance.

REDUCED SLIP

Reduce ground disturbance and boost productivity with Automatic Traction Control. When there is a risk of slipping, the machine reduces the torque to the track.

Model	Net power	Weight	Maximum dig depth
D3K2 XL	55.2 kW	7,938 kg	573 mm
D3K2 LGP	55.2 kW	8,388 kg	573 mm
D4K2 XL	68.8 kW	8,393 kg	573 mm
D4K2 LGP	68.8 kW	8,701 kg	590 mm
D5K2 XL	77.6 kW	9,439 kg	586 mm
D5K2 LGP	77.6 kW	9,747 kg	572 mm

The weights shown are for machines equipped with a dozer blade, cab, back-up alarm, coolant, lubricants and full fuel tank, with an operator in position. The full specs for every model are available at cat.com or ask your Cat dealer for more information and to arrange a demonstration.

**“IT FAR SURPASSES THE
OLDER TECHNOLOGY.”**

LEE ADAMS, OPERATOR





**"THE NEW CAT®
GRADE SYSTEM
IS 3D, COLOUR...
IT'S GOT A LOT
MORE OPTIONS."**

LEE ADAMS, OPERATOR

IN THE SPOTLIGHT

A FOCUSED LOOK AT TWO MODELS AND SOME SHARED FEATURES ACROSS THE RANGE.

D4K2

This model includes the highly durable Abrasion undercarriage, which reduces bushing wear. It's ideal for low- to medium-impact, high-abrasion soil applications. A new, optional, 3D grade-control feature eliminates the need to remove components at the end of the working day.



D5K2

Enjoy easy grading with Cat Slope Assist, which automatically holds blade angles without any external laser or GPS reference. You can optimise productivity by choosing Power Pitch Blade to easily adjust the blade pitch from the operator's seat. Experience a new level of comfort with the option of a heated and ventilated air-suspension seat.



A CAT® ATTACHMENT FOR EVERY JOB

Get more from your machine with Cat attachments. Choose from a wide variety of options and tailor your machine to different tasks and conditions.

Speak to your dealer to find out which tools can help you. See the full range at cat.com/attachments

BUCKETS

Dig, load, carry, level, dump and grade in a variety of applications.

Skid steer loader	Compact wheel loader	Small wheel loader	Mini excavator	Backhoe loader	Telehandler
●	●	●	●	●	●



FORKS

With several sizes and options available, you can find the best log and lumber fork carriages for the task. Extra pallet fork tines in different sizes help you move bulky materials or pallets on construction and industrial sites.


Skid steer loader	Compact wheel loader	Small wheel loader	Mini excavator	Backhoe loader	Telehandler
●	●	●	×	●	●



COUPLERS

Change work tools quickly with Cat couplers. They improve overall production and increase the versatility of your machine.

Skid steer loader	Compact wheel loader	Small wheel loader	Mini excavator	Backhoe loader	Telehandler
●	●	●	●	●	×



BROOMS AND ACCESSORIES

Hydraulic and manual Cat angle brooms are ideal for clearing car parks, industrial plants, mill yards, airport runways, streets, driveways and lanes.

Skid steer loader	Compact wheel loader	Small wheel loader	Mini excavator	Backhoe loader	Telehandler
●	●	●	×	●	×



HAMMERS


Cat hammers give you maximum performance on demolition, construction and road-work sites.



Skid steer loader	Compact wheel loader	Small wheel loader	Mini excavator	Backhoe loader	Telehandler
●	×	×	●	●	×

COLD PLANERS

Quickly and economically remove asphalt, concrete or imperfections prior to resurfacing. Cold planers are ideal for removing deteriorated pavement or traffic lane stripes, and jobs where the use of dedicated planers is limited.




Skid steer loader	Compact wheel loader	Small wheel loader	Mini excavator	Backhoe loader	Telehandler
●	●	×	×	●	×

MULCHERS AND BRUSH CUTTERS

Enjoy high-performance cutting and mulching of vegetation and overgrowth. Perfect for creating fire lanes, land reclamation, removing foliage and shredding organic material for biomass production.

Clear land and overgrowth efficiently and easily with Cat brushcutters, or choose Cat industrial brushcutters for maintaining rights of way, clearing land and brush cutting.



Skid steer loader	Compact wheel loader	Small wheel loader	Mini excavator	Backhoe loader	Telehandler
●	●	×	●	×	×

AUGERS AND AUGER BITS

Cat augers are designed for maximum productivity in a broad range of soil types. Ideal for drilling holes in construction, agricultural, and landscaping environments. Use auger bits to insert fencing, footings, signposts, trees and shrubs.





Skid steer loader	Compact wheel loader	Small wheel loader	Mini excavator	Backhoe loader	Telehandler
●	●	×	●	●	×

SMALL POWERFUL VERSATILE

Which machine will you choose from the Cat compact range?



To find out more about Cat products and services,
contact your nearest Cat dealer or visit cat.com.

Follow us for the latest news and events  @CatConstructionEMEA  @CatConstructionEMEA



© 2020 Caterpillar. All Rights Reserved. CAT, CATERPILLAR, LET'S DO THE WORK, their respective logos, "Caterpillar Corporate Yellow", the "Power Edge" and Cat "Modern Hex" trade dress as well as corporate and product identity used herein, are trademarks of Caterpillar and may not be used without permission.