

THE TOTAL SOLUTION

Caterpillar is the only manufacturer that can provide its customers with a total solution. Apart from being a one-stop shop for a whole range of machines, work tools and couplers, it also provides financing, maintenance services, training and demos, as well as full documentation, complete technical & spare parts support, and an easy ordering process. It's time to save time: take a look at these truly integrated machine couplers, which allow direct communication with operators via the in-cab Cat monitor.



CAT HCS COUPLER CONFIGURATIONS

To learn more or receive a quotation on a new HCS Coupler, please fill out the form below

Machine Class

Track					
Wheel					
	12 - 19 ton	14 - 20 ton	16 - 30 ton	18 - 30 ton	25 - 40 ton

HCS Coupler Specifications



		HCS60	HCS65	HCS70	HCS70/55	HCS80
Carrier weight	ton	12 - 19	14 - 20	16 - 30	18 - 30	25 - 40
Weight	kg	150 - 180	190 - 220	290 - 330	320 - 360	430 - 470
Shaft diameter	mm	60	65	70	70	80
Pin to Pin	mm	480	530	600	600	670
Width	mm	339	439	449	549	589
Hydr. Pressure Lock/Unlock max	bar	350	350	350	350	350
Lifting Hook capacity	ton	5	5	8	8	10
Hydraulic connectors	3/8"	2xM	-	-	-	-
Mounted (M) and	1/2"	1xO	2xM	2xM	2xM	2xM
Optional (O)	3/4"	2xM	2xM + 1xO	1xO	2xO	2xO
	1"	-	-	2xM	2xM	2xM
Electrical connection (optional)		yes	yes	yes	yes	yes

I am interested in: Purchasing Rental

First name <input type="text"/>	Company <input type="text"/>
Last name <input type="text"/>	Address <input type="text"/>
Email address <input type="text"/>	City <input type="text"/>
Business phone <input type="text"/>	Country <input type="text"/>

Learn more

Receive a quote

SEND >>



FAST DEMOLITION



ADD VALUE TO YOUR BUSINESSES.
Through CVAs, we offer customers the best possible service and support.

www.cat.com

© 2021 Caterpillar. All rights reserved.

Dealer Name

Dealer Name


HIGHER FLOW, MORE UPTIME

It's time to save time – so switch to the new HCS couplers from Cat! They're designed to be the new benchmark for high flow performance on any jobsite.

Whether your business is in earth moving (utilities), construction (roads & buildings), demolition or recycling, these integrated machine couplers are the best in class for any job that requires you to switch between work tools quickly, reliably and safely.


Capable of higher flow capacity than any other coupler on the market, the efficient HCS series delivers more uptime and lower back pressure – giving you reduced fuel burn too! So you save time and money.

If you're looking for more productivity from a coupler then it's time to make the switch and connect with Cat – your one-stop shop for machines, tools and couplers.




SWITCH WORK TOOLS FROM THE CAB

In a matter of seconds, an operator can switch work tools from the comfort and safety of their cab using touch screen controls. And for added safety on site, smart sensor technology integrated into the in-cab monitor shows if a tool is properly attached.



CARRIER WEIGHT FROM 12 TON TO 40 TON.



CONNECT WITH CONFIDENCE

Safety: built in sensors, and locking cylinders & wedges with a flat end surface

Control: automatic hydraulic & electronic tool changes without leaving the cab

Convenience: lifting hook (5, 8 or 10 ton lift capacity) fitted as standard

Strength: new design with cast steel shell and repositioned plate

Compatibility: fully interchangeable with other symmetrical couplers




37% MORE FLOW

High-flow performance increases fuel efficiency – lowering burn – and ups utilization of tools.



10X LIFESPAN

Improved quick disconnects and an extra rugged design mean these couplers are built to last.



INDUSTRY-LEADING SAFETY

Smart sensor technology keeps tools attached at all times.

