

930K ATFL

All-Terrain Forklifts





Conveyor style rollers stowed on fork carriage.

Applications
Load and Unload Cargo
Material Transport
All Classes of Supply
Paved & Unimproved Surface Mobility

Maximum capacity for handling materials regardless of the conditions.

Perform every task with the highest efficiency. Handle the machine and critical cargo with complete control. Cat® 930K All-Terrain Forklifts (ATFLs) are engineered to deliver maximum capacity and productivity, even when underfoot conditions change from paved to unimproved surface. When fully loaded, Cat ATFLs allow operators to efficiently lift and haul cargo up to 10,000 lbs (4,536kg) with the 10K variant or 13,000 lbs (5,897kg) with the 13K variant. Operating with the closed center hydraulic system and work-ready 75 inches (1,905 mm) of lift height, Cat ATFLs precisely manage every load on and off aircraft.

	10K	13K
Machine Width (in/mm)	100 / 2540	100 / 2540
Operating Weight (lb/kg)	26,653 / 12 090	29,288 / 13 285
Rated Load (lb/kg)	10,000 / 4536	13,000 / 5897
Rated Operating Capacity at Load Center		
lb @ in	10,000 @ 48	13,000 @ 54
kg @ mm	4,536 @ 1219	5,897 @ 1372
Turning Radius (in/mm)		
Over Tires	213 / 5418	270 / 6860
Over Forks	229 / 5817	280 / 7116
Air Transportable ATTLA-Cert (lb/kg)		
Front Axle	12,149 / 5511	12,750 / 5783
Rear Axle	12,433 / 5640	12,846 / 5827
Drive-On Weight for 13,000 lb/5,896.70 kg	24,582 / 11 151	25,596 / 11 610
Axle Load for Air Transport (lb/kg)		


Delivering the highest productivity with a lift system built for the airfield.

Versatile pallet fork trays:

- Conveyor style rollers for quick loading and unloading of ISO-type containers
- Precisely align with the C-130 463L pallet system
- Conveniently stow fork trays on the fork carriage

Additional features for every task:

- 24V NATO Start Receptacle allows the machine to be started in the event of battery failure
- Aircraft Loading Fork Attachment (ALFA) for additional flexibility in loading other mobile platforms with both pintle and standard ball hitch adapters
- Optional on-board air compressor for ground-level operation of air-powered tools



Pallet fork trays with conveyor style rollers.

Easy fixed-wing air transport with a convenient removable cab.

The cab removal device stowed on the machine makes it easy for five support personnel to reconfigure an ATFL for air transport in only 60 minutes. With this capability, the ATFL is USAF ATTLA-certified for C-130, C-17 and C-5 air transportability.



Aircraft loading fork attachment.



MIL-STD-209K lift and tie downs.

NATO start receptacle.

Rear retrieval hitch.

Military Modifications (per MIL-PRF-83812)

- Pin-on fork carriage and removable backguard
- Green, tan or commercial paint options
- Conveyorized fork attachment
- Aircraft loading fork attachment
- 72 in/1828 mm hydraulic adjustable forks
- On-board cab removal device
- MIL-STD-209K lift and tie downs
- C-130 aircraft drive-on transportable
- NATO start receptacle
- JP-8 fuel compatible engines
- Corrosion protection, compliant with A-A-59295 (optional)
- Air compressor (optional)
- Arctic winterization (optional)

Consult Caterpillar Defense for specific details on military modifications.

Support and Serviceability

Complete and clear access to the ATFL's service points.

All service points are accessible from ground level. Three large service doors can be opened and closed in any order to give full access to filters and service points. Extended service intervals reduce service time and maximize uptime.



Additional Service Features

- Jump start studs as standard equipment
- Single plane cooling system with 6 fins per inch coolers as standard
- Swing-up air conditioner condenser for easy clean out
- Caterpillar exclusive electric priming pump



Easy to maintain. Ready for work.

Proper and regular maintenance of your ATFL will help it achieve the highest performance levels throughout its life cycle. ATFLs are built with easy to access maintenance points and a full range of machine systems to ensure operators and technicians are able to diagnose and maintain the machines.

Intelligent Power Management

The Caterpillar exclusive system actively monitors operator input and power availability to keep the machine working at peak efficiency.

Engine

The Cat® C7.1 ACERT™ engine provides cleaner, quieter operation while delivering superior performance and durability through a high torque, low speed design. Proven engine technology meets Tier 3 and Stage IIIA equivalent emission standards.

Transmission

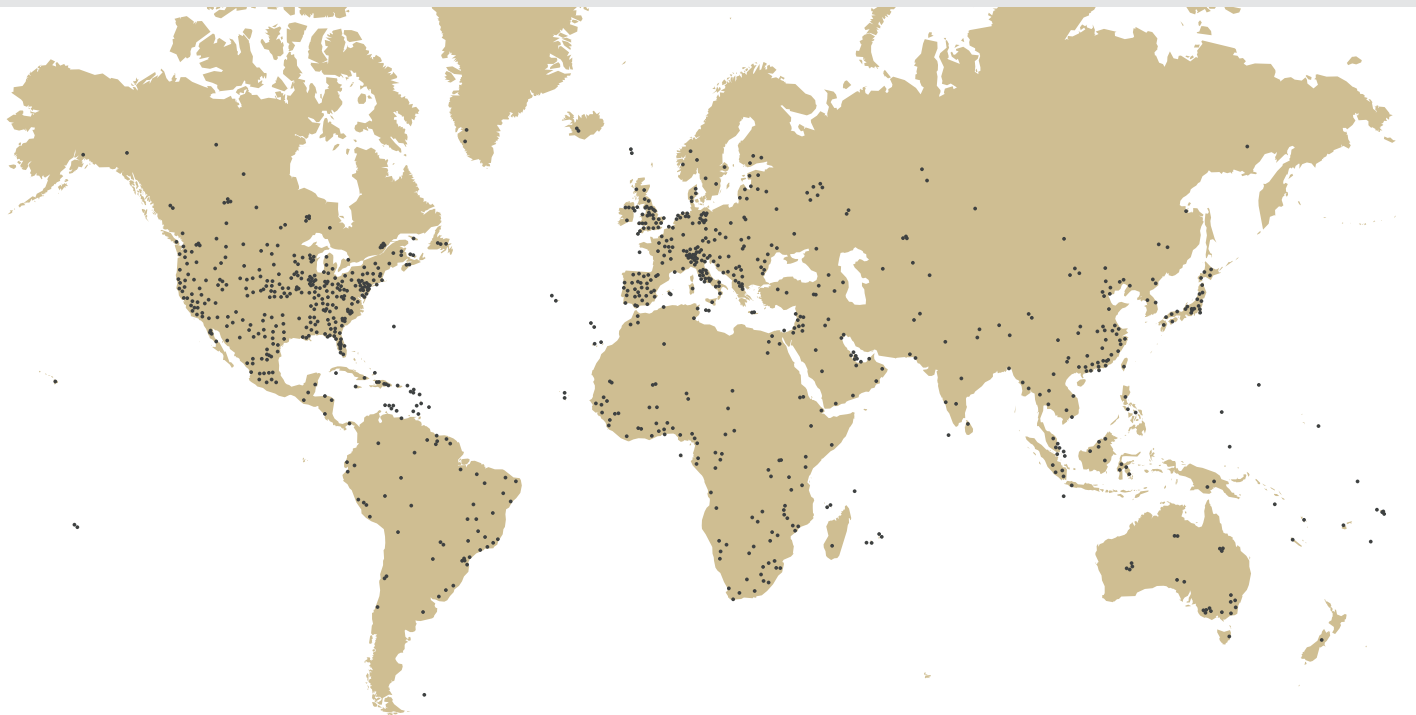
A smooth, step-less electronically controlled hydrostatic transmission provides adjustable power to the ground and superb groundspeed control for a multitude of tasks. Four speed ranges ensure maximum controllability for any task. And rimpull control enables operators to match available tractive power to underfoot conditions, helping reduce tire wear.

Worldwide Service Capabilities

Cat field service technicians have the experience and tools necessary to service your machine on-site. Field service trucks are fully loaded with state-of-the-art tools and diagnostic equipment as well as specifications and schematics for every Cat machine. Technical experts at the dealership and the Caterpillar team are available to provide assistance to field service technicians. When on-site repair isn't enough, Cat dealerships are fully-equipped to service your ATFL quickly.

Dealer Support

The Caterpillar global network of dealers is the best in the world at providing support to keep your bulldozer up and running. With over 99% of customer orders shipped the same day, Cat dealers are partners in support.



Operating Specifications

Engine

MODEL	Cat® C7.1 ACERT™
Maximum Gross Power	
ISO 14396:2002 - DIN (hp/kW)	162 / 121
ISO 14396:2002 (hp/kW)	160 / 119
Rated Net Power @ 1,800 rpm	
SAE J1349:2011 (hp/kW)	155 / 116
ISO 9249:2007 (hp/kW)	154 / 115
ISO 9249 - DIN (hp/kW)	156 / 117
Maximum Gross Torque	
ISO 14396:2002 (ft-lb/Nm)	572 / 775
Maximum Net Torque	
SAE J1349:2011(ft-lb/Nm)	559 / 757
ISO 9249:2007 (ft-lb/Nm)	555 / 752
Displacement (in³/L)	428 / 7.01
Bore (in/mm)	4.13 / 105
Stroke (in/mm)	5.3 / 135

Transmission

Forward - 1st (mph/km/h)	5 / 8
- 2nd (mph/km/h)	8 / 13
- 3rd (mph/km/h)	10 / 16
- 4th (mph/km/h)	25 / 40
Reverse - 1st (mph/km/h)	5 / 8
- 2nd (mph/km/h)	8 / 13
- 3rd (mph/km/h)	10 / 16
- 4th (mph/km/h)	25 / 40

Service Refill Capacities

Fuel Tank (gal/L)	51.5 / 195
Cooling System (gal/L)	4.2 / 16
Engine Crankcase (gal/L)	5.2 / 19.5
Transmission (gal/L)	2.2 / 8.5
Differentials and Final Drives	
Front (gal/L)	6.3 / 24
Rear (gal/L)	6.3 / 24
Hydraulic System - Including Tank (gal/L)	42.3 / 160
Hydraulic Tank (gal/L)	18.5 / 70

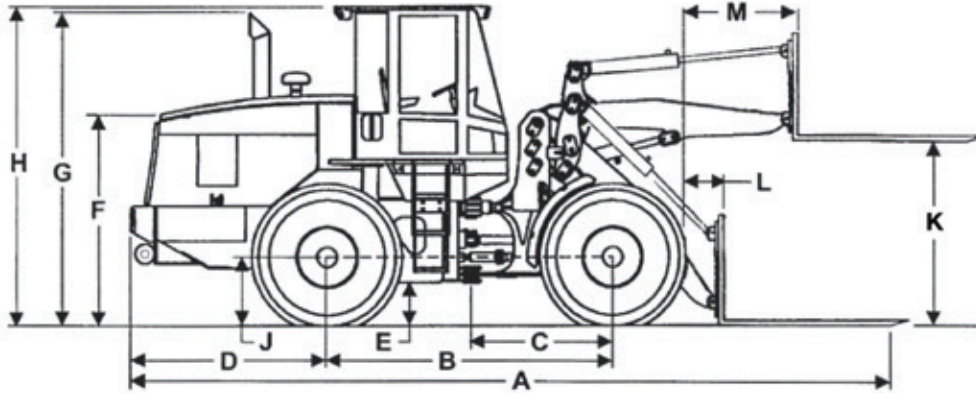
Cab

- ROPS: SAE J1040 MAY94, ISO 3471-1994
- FOPS: SAE J/ISO 3449 APR98 Level II, ISO 3449 1992 Level II
- Cat cab and Rollover Protective Structure (ROPS) are standard
- The typical dynamic operator sound pressure level is 78 dB(A) when ISO 6396:2008 is used to measure the value for an enclosed cab.* The cab was properly installed and maintained. The measurement was conducted with the cab doors and the cab windows closed. The cab was properly installed and maintained.

Standard Equipment

- Cat C7.1 ACERT™ engine
- 115 amp, heavy duty alternator
- 2 pc cab, ROPS and FOPS
- Hydrostatic transmission with electronic speed range control
- Tires
 - 10K Michelin 17.5-R25 XHA L3
 - 13K Michelin 550/65-R25 XLD L3
- 3 valve, joystick hydraulics controls
- Hydraulic load check valves
- Ether starting aid
- Sliding glass cab windows
- Heater and defroster
- Vinyl suspension seat
- Six adjustable floodlights
- EMI and tier 3 compliant
- Modified commercial manuals
- Air conditioning
- Type C winterization

Machine Dimensions with 72 in/1,829 mm Hydraulic Adjustment Forks



10K ATFL (in/mm)

A) 312 / 7925	D) 74.6 / 1895	G) 124.9 / 3172	K) 75 / 1905
B) 118.1 / 3000	E) 13.5 / 343	H) 124.5 / 3162	L) 18 / 458
C) 59 / 1499	F) 85.9 / 2182	J) 24.9 / 633	M) 38 / 964

Machine Width (in/mm) 100 / 2540

13K ATFL (in/mm)

A) 318 / 8077	D) 80.9 / 2055	G) 126.3 / 3209	K) 75 / 1905
B) 118.1 / 3000	E) 13.2 / 336	H) 126 / 3200	L) 15.8 / 402
C) 59 / 1499	F) 87.4 / 2220	J) 26.4 / 670	M) 37 / 939

Machine Width (in/mm) 100 / 2540

**The measurements were conducted with the cab doors and windows closed and at 70% of the maximum engine cooling fan speed. The sound level may vary at different engine cooling fan speeds.*

Standard equipment may vary. Consult Caterpillar Defense for details.

All dimensions are approximate and may vary with configuration. Specific military service configurations are available upon request.

© 2021 Caterpillar. All Rights Reserved. Printed in the USA.

Materials and specifications are subject to change without notice. Featured machines may include additional equipment. See your account manager for available options.

CAT, CATERPILLAR, LET'S DO THE WORK, their respective logos, "Caterpillar Corporate Yellow", the "Power Edge" and Cat "Modern Hex" trade dress, as well as corporate and product identity used herein, are trademarks of Caterpillar and may not be used without permission.