



340 UHD

Hydraulic Excavator

Technical Specifications

Configurations and features may vary by region. Please consult your Cat dealer for availability in your area.

Table of Contents

Specifications	2
Engine	2
Swing Mechanism	2
Weights	2
Track	2
Drive	2
Hydraulic System	3
Service Refill Capacities	3
Standards	3
Sound Performance	3
Air Conditioning System	3
Operating Weights and Ground Pressures	4
Major Component Weights	5
Dimensions	7
Working Ranges and Forces	19
Retrofit Boom (straight position) – Hydraulic Variable Gauge Undercarriage	28
Retrofit Boom (bent position) – Hydraulic Variable Gauge Undercarriage	36
Retrofit Boom (straight position) – Fixed Gauge Undercarriage	44
Retrofit Boom (bent position) – Fixed Gauge Undercarriage	53
Two-Piece Boom – Hydraulic Variable Gauge Undercarriage	60
Two-Piece Boom – Fixed Gauge Undercarriage	63
Bucket Specifications and Compatibility:	
Europe	66
Japan	68
North America	69
Attachments Offering Guide:	
Europe	71
Japan	86
North America	87
Standard and Optional Equipment	93
Dealer Installed Kits and Attachments	96
340 UHD Environmental Declaration	97

340 UHD Hydraulic Excavator Specifications

Engine

Engine Model	Cat® C9.3B	
Net Power		
ISO 9249	258.3 kW	346 hp
ISO 9249 (DIN)	351 hp (metric)	
Engine Power		
ISO 14396	259 kW	347 hp
ISO 14396 (DIN)	352 hp (metric)	
Bore	115 mm	5 in
Stroke	149 mm	6 in
Displacement	9.3 L	568 in ³

- Meets U.S. EPA Tier 4 Final, EU Stage V, and Japan 2014.
- Recommended for use up to 4500 m (14,760 ft) altitude with engine power derate above 3000 m (9,840 ft).
- Advertised power is tested per the specified standard in effect at the time of manufacture.
- Net power advertised is the power available at the flywheel when the engine is equipped with fan, air intake system, exhaust system and alternator.
- Engine speed at 1,900 rpm.
- Cat diesel engines are required to use ULSD (ultra-low sulfur diesel fuel with 15 ppm of sulfur or less) or ULSD blended with the following lower-carbon intensity fuels** up to:
 - ✓ 20% biodiesel FAME (fatty acid methyl ester)*
 - ✓ 100% renewable diesel, HVO (hydrotreated vegetable oil) and GTL (gas-to-liquid) fuels

Refer to guidelines for successful application. Please consult your Cat dealer or “Caterpillar Machine Fluids Recommendations” (SEBU6250) for details.

**Engines with no aftertreatment devices can use higher blends, up to 100% biodiesel (for use of blends higher than 20% biodiesel, consult your Cat dealer).

**Tailpipe greenhouse gas emissions from lower-carbon intensity fuels are essentially the same as traditional fuels.

Swing Mechanism

Swing Speed (UHD)	4.09 rpm	
Swing Speed (Retrofit)	8.00 rpm	
Maximum Swing Torque	143 kN·m	105,000 lbf·ft

Weights

Operating Weight	55 600 kg	122,600 lb
• Hydraulic Variable Gauge undercarriage, 25 m (82'0") UHD front, 600 mm (24") HD triple grouser shoes, 9.0 mt (19,842 lb) counterweight and dedicated C linkage.		

Operating Weight	54 900 kg	121,000 lb
• Hydraulic Variable Gauge undercarriage, 22 m (72'2") UHD front, 600 mm (24") HD triple grouser shoes, 9.0 mt (19,842 lb) counterweight and dedicated C linkage.		

Operating Weight	55 500 kg	122,400 lb
• Hydraulic Variable Gauge undercarriage, 25 m (82'0") UHD front, 600 mm (24") HD triple grouser shoes, 9.0 mt (19,842 lb) counterweight and dedicated B1 linkage.		

Operating Weight	53 800 kg	118,600 lb
• Hydraulic Variable Gauge undercarriage, Retrofit boom, R3.2DB (10'6") stick, GD 2.27 m ³ (2.97 yd ³) bucket, 600 mm (24") HD triple grouser shoes, 9.0 mt (19,842 lb) counterweight and DB linkage.		

Operating Weight	53 500 kg	117,900 lb
• Hydraulic Variable Gauge undercarriage, Retrofit boom, R3.2DB (10'6") stick, GD 1.5 m ³ (1.96 yd ³) bucket, 600 mm (24") HD triple grouser shoes, 9.0 mt (19,842 lb) counterweight and DB linkage.		

Operating Weight	55 500 kg	122,400 lb
• Hydraulic Variable Gauge undercarriage, Two-Piece Retrofit boom, R3.2DB m (10'6") stick, GD 1.5 m ³ (1.96 yd ³) bucket, 600 mm (24") HD triple grouser shoes, 9.0 mt (19,842 lb) counterweight and DB linkage.		

Track

Fixed Gauge		
Optional Track Shoes Width	600 mm	24"
Optional Track Shoes Width	700 mm	28"
Number of Shoes (each side)	49	
Number of Track Rollers (each side)	8	
Number of Carrier Rollers (each side)	2	

Hydraulic Variable Gauge		
Optional Track Shoes Width	600 mm	24"
Optional Track Shoes Width	700 mm	28"
Number of Shoes (each side)	56	
Number of Track Rollers (each side)	10	
Number of Carrier Rollers (each side)	3	

Drive

Maximum Gradeability	35°/70%	
Maximum Travel Speed	4.7 km/h	2.9 mph
Maximum Drawbar Pull	289 kN	64,857 lbf

340 UHD Hydraulic Excavator Specifications

Hydraulic System

Main System – Maximum Flow – Implement	560 L/min (280 × 2 pumps)	148 gal/min (74 × 2 pumps)
Maximum Pressure – Equipment – Implement	35 000 kPa	5,076 psi
Maximum Pressure – Equipment – Lift Mode	38 000 kPa	5,511 psi
Maximum Pressure – Travel	35 000 kPa	5,076 psi
Maximum Pressure – Swing	29 400 kPa	4,264 psi
Base Boom Cylinder – Bore	160 mm	6 in
Base Boom Cylinder – Stroke	1446 mm	57 in
Fore Boom Cylinder – Bore	170 mm	7 in
Fore Boom Cylinder – Stroke	1738 mm	68 in
UHD Stick Cylinder – Bore	160 mm	6 in
UHD Stick Cylinder – Stroke	1039 mm	41 in
Dedicated C Bucket Cylinder – Bore for UHD	140 mm	6 in
Dedicated C Bucket Cylinder – Stroke for UHD	1100 mm	43 in
Dedicated B1 Bucket Cylinder – Bore for UHD	130 mm	5 in
Dedicated B1 Bucket Cylinder – Stroke for UHD	1115 mm	44 in
Retrofit Front Stick Cylinder	170 mm	7 in
Retrofit Front Stick Cylinder	1738 mm	68 in
DB Bucket Cylinder – Bore for Retrofit and Two-Piece Retrofit Boom	150 mm	6 in
DB Bucket Cylinder – Stroke for Retrofit and Two-Piece Retrofit Boom	1151 mm	45 in
Two-Piece Retrofit Boom – Bore	190 mm	7 in
Two-Piece Retrofit Boom – Stroke	865 mm	34 in
Two-Piece Retrofit Boom Stick Cylinder – Bore	150 mm	6 in
Two-Piece Retrofit Boom Cylinder – Stroke	1151 mm	45 in

Service Refill Capacities

Fuel Tank Capacity	600 L	159 gal
Cooling System	40 L	11 gal
Engine Oil (with filter)	32 L	9 gal
Swing Drive	18 L	5 gal
Final Drive (each)	8 L	2 gal
Hydraulic System (including tank)	550 L	145 gal
Hydraulic Tank (including suction pipe)	161 L	43 gal
Diesel Exhaust Fluid (DEF) Tank	80 L	21 gal

Standards

Brakes	ISO 10265:2008
Cab/Operator Protective Guards (OPG)	ISO 10262:1998

Sound Performance

ISO 6395:2008 (external)	106 dB(A)
ISO 6396:2008 (inside cab)	73 dB(A)

- Hearing protection may be needed when operating with an open operator station and cab (when not properly maintained or doors/windows open) for extended periods or in a noisy environment.

Air Conditioning System

The air conditioning system on this machine contains the fluorinated greenhouse gas refrigerant R134a (Global Warming Potential = 1430). The system contains 1.00 kg of refrigerant, which has a CO₂ equivalent 1.430 metric tonnes.

340 UHD Hydraulic Excavator Specifications

Operating Weights and Ground Pressures

Base Machine Configurations	600 mm (24") HD Triple Grouser Shoes		600 mm (24") Double Grouser Shoes		700 mm (28") HD Triple Grouser Shoes	
	Weight	Ground Pressure	Weight	Ground Pressure	Weight	Ground Pressure
	kg (lb)	kPa (psi)	kg (lb)	kPa (psi)	kg (lb)	kPa (psi)
Base Frame with Track Rollers and Carrier Rollers						
9.0 mt (19,842 lb) Counterweight + Hydraulic Variable Gauge Undercarriage Base Machine						
22 m (72'2") UHD Front (base boom, nose boom, fore boom) + 7.1 m (23'4") UHD Stick, Dedicated C Linkage	54 900 (121,000)	87.6 (12.7)	55 000 (121,300)	87.7 (12.7)	55 400 (122,100)	75.7 (11.0)
22 m (72'2") UHD Front (base boom, nose boom, fore boom) + 7.1 m (23'4") UHD Stick, Dedicated B1 Linkage	54 800 (120,800)	87.4 (12.7)	54 900 (121,000)	87.6 (12.7)	55 300 (121,900)	75.6 (11.0)
25 m (82'0") UHD Front (base boom, nose boom, fore boom) + 7.1 m (23'4") UHD Stick, Dedicated C Linkage	55 600 (122,600)	88.7 (12.9)	55 800 (123,000)	89.0 (12.9)	56 200 (123,900)	76.8 (11.1)
25 m (82'0") UHD Front (base boom, nose boom, fore boom) + 7.1 m (23'4") UHD Stick, Dedicated B1 Linkage	55 500 (122,400)	88.5 (12.8)	55 600 (122,600)	88.7 (12.9)	56 000 (123,500)	76.6 (11.1)
Retrofit Boom (base boom, retrofit boom) + R3.9DB (12'10") Reach Stick + 2.27 m ³ (2.97 yd ³) GD Bucket	53 900 (118,800)	86.0 (12.5)	54 100 (119,300)	86.3 (12.5)	54 500 (120,200)	74.5 (10.8)
Retrofit Boom (base boom, retrofit boom) + R3.2DB (10'6") Reach Stick + 2.27 m ³ (2.97 yd ³) GD Bucket	53,800 (118,600)	85.8 (12.4)	53,900 (118,800)	86.0 (12.5)	54 300 (119,700)	74.2 (10.8)
Retrofit Boom (base boom, retrofit boom) + R3.2DB (10'6") Reach Stick + 1.5 m ³ (1.96 yd ³) GD Bucket	53 500 (117,900)	85.3 (12.4)	53 600 (118,200)	85.5 (12.4)	54 000 (119,000)	73.8 (10.7)
Retrofit Boom (base boom, retrofit boom) + R2.8DB (9'2") Reach Stick + 2.27 m ³ (2.97 yd ³) GD Bucket	53 700 (118,400)	85.6 (12.4)	53 800 (118,600)	85.8 (12.4)	54,200 (119,500)	74.1 (10.7)
Two-Piece Retrofit Boom (base boom, nose boom, Fore Boom) + R3.2DB (10'6") Reach Stick + 2.27 m ³ (2.97 yd ³) GD Bucket	55 800 (123,000)	89.0 (12.9)	55 900 (123,200)	89.2 (12.9)	56 400 (124,300)	77.1 (11.2)
Two-Piece Retrofit Boom (base boom, nose boom, Fore Boom) + R3.2DB (10'6") Reach Stick + 1.5 m ³ (1.96 yd ³) GD Bucket	55 500 (122,400)	88.5 (12.8)	55 700 (122,800)	88.8 (12.9)	56 100 (123,700)	76.7 (11.1)

Base Machine Configurations	600 mm (24") HD Triple Grouser Shoes		600 mm (24") Double Grouser Shoes		700 mm (28") Triple Grouser Shoes	
	Weight	Ground Pressure	Weight	Ground Pressure	Weight	Ground Pressure
	kg (lb)	kPa (psi)	kg (lb)	kPa (psi)	kg (lb)	kPa (psi)
Base Frame with Track Rollers and Carrier Rollers						
9.0 mt (19,842 lb) Counterweight + Fixed Gauge Undercarriage Base Machine						
22 m (72'2") UHD Front (base boom, nose boom, fore boom) + 7.1 m (23'4") UHD Stick, Dedicated C Linkage	44 100 (97,200)	82.1 (11.9)	44 200 (97,400)	82.3 (11.9)	43 800 (96,600)	69.9 (10.1)
22 m (72'2") UHD Front (base boom, nose boom, fore boom) + 7.1 m (23'4") UHD Stick, Dedicated B1 Linkage	44 000 (97,000)	70.2 (10.2)	44 100 (97,200)	82.1 (11.9)	43 700 (96,300)	69.8 (10.1)
Retrofit Boom (base boom, retrofit boom) + R3.9DB (12'10") Reach Stick + 2.27 m ³ (2.97 yd ³) GD Bucket	43 200 (95,200)	80.5 (11.7)	43 300 (95,500)	80.7 (11.7)	42 800 (94,400)	68.3 (9.9)
Retrofit Boom (base boom, retrofit boom) + R3.2DB (10'6") Reach Stick + 2.27 m ³ (2.97 yd ³) GD Bucket	43 000 (94,800)	80.1 (11.6)	43 100 (95,000)	80.3 (11.6)	42 700 (94,100)	68.2 (9.9)
Retrofit Boom (base boom, retrofit boom) + R3.2DB (10'6") Reach Stick + 1.5 m ³ (1.96 yd ³) GD Bucket	42 700 (94,100)	79.5 (11.5)	42 800 (94,400)	79.7 (11.6)	42 400 (93,500)	67.7 (9.8)
Retrofit Boom (base boom, retrofit boom) + R2.8DB (9'2") Reach Stick + 2.27 m ³ (2.97 yd ³) GD Bucket	42 900 (94,600)	79.9 (11.6)	43 000 (94,800)	80.1 (11.6)	42 600 (93,900)	68.0 (9.9)
Two-Piece Retrofit Boom (base boom, nose boom, Fore Boom) + R3.2DB (10'6") Reach Stick + 2.27 m ³ (2.97 yd ³) GD Bucket	45 000 (99,200)	83.8 (12.2)	45 100 (99,400)	84.0 (12.2)	44 700 (98,500)	71.4 (10.4)
Two-Piece Retrofit Boom (base boom, nose boom, Fore Boom) + R3.2DB (10'6") Reach Stick + 1.5 m ³ (1.96 yd ³) GD Bucket	44 700 (98,500)	83.3 (12.1)	44 800 (98,800)	83.5 (12.1)	44 400 (97,900)	70.9 (10.3)

340 UHD Hydraulic Excavator Specifications

Major Component Weights

	kg	lb
Base machine weight including upper frame, hydraulic variable gauge undercarriage, 9.0 mt (19,842 lb) counterweight, base frame, SF track rollers and carrier rollers; without base boom, boom cylinders, UHD front, Retrofit boom or Two-Piece Retrofit boom, fuel and operator.	37 430	82,510
Base machine weight including upper frame, fixed gauge undercarriage, 9.0 mt (19,842 lb) counterweight, base frame, SF track rollers and carrier rollers; without base boom, boom cylinders, UHD front, Retrofit boom or Two-Piece Retrofit boom, fuel and operator.	27 580	60,790
Track Shoes for use with Hydraulic Variable Gauge Undercarriage:		
600 mm (24") Width, HD 15.5 mm (0.6") Thick, Triple Grouser Track Shoes	5700	12,560
600 mm (24") Width, 15.5 mm (0.6") Thick, Double Grouser Track Shoes	5810	12,820
700 mm (28") Width, HD 15.5 mm (0.6") Thick, Triple Grouser Track Shoes	6240	13,750
Track Shoes for use with Fixed Gauge Undercarriage:		
600 mm (24") Width, HD 15.5 mm (0.6") Thick, Triple Grouser Track Shoes	4750	10,470
600 mm (24") Width, 15.5 mm (0.6") Thick, Double Grouser Track Shoes	4850	10,700
700 mm (28") Width, 11 mm (0.4") Thick, Triple Grouser Track Shoes	4450	9,800
Two Boom Cylinders	830	1,840
Weight of 90% Fuel Tank and 75 kg (165 lb) Operator	550	1,210
Counterweight:		
9.0 mt (19,842 lb) Counterweight	9000	19,840
Swing Frame:		
UHD Swing Frame	3360	7,410
Undercarriages:		
Base Frame with SF Track Rollers and Carrier Rollers for Hydraulic Variable Gauge Undercarriage	18 440	40,650
Base Frame with SF Track Rollers and Carrier Rollers for Fixed Gauge Undercarriage	8590	18,930
Booms (boom including lines, pins, stick cylinder [see footnote]):		
Base Boom	2600	5,740
UHD Nose Boom for 22 m (72'2") Front	3320	7,320
UHD Nose Boom for 25 m (82'0") Front	4080	8,980
Two-Piece Retrofit Nose Boom ¹	2720	6,000
UHD Fore Boom Cylinder	490	1,070
UHD Fore Boom ²	1000	2,210
Two-Piece Retrofit Fore Boom ³	2510	5,540
UHD Stick Cylinder	370	810
Retrofit Nose Boom	3180	7,000
Sticks (including lines, pins, bucket cylinder, bucket linkage):		
7.1 m (23'4") UHD Stick, Dedicated C Linkage	2610	5,750
7.1 m (23'4") UHD Stick, Dedicated B1 Linkage	2470	5,440
R3.9DB (12'10") Reach Stick for Retrofit Boom	2150	4,730
R3.2DB (10'6") Reach Stick for Retrofit Boom	1960	4,310
R2.8DB (9'2") Reach Stick for Retrofit Boom	1860	4,110
R3.2DB (10'6") Reach Stick for Two-Piece Retrofit Boom	1960	4,310

¹ with fore cylinder

² without fore cylinder

³ with stick cylinder

(continued on next page)

340 UHD Hydraulic Excavator Specifications

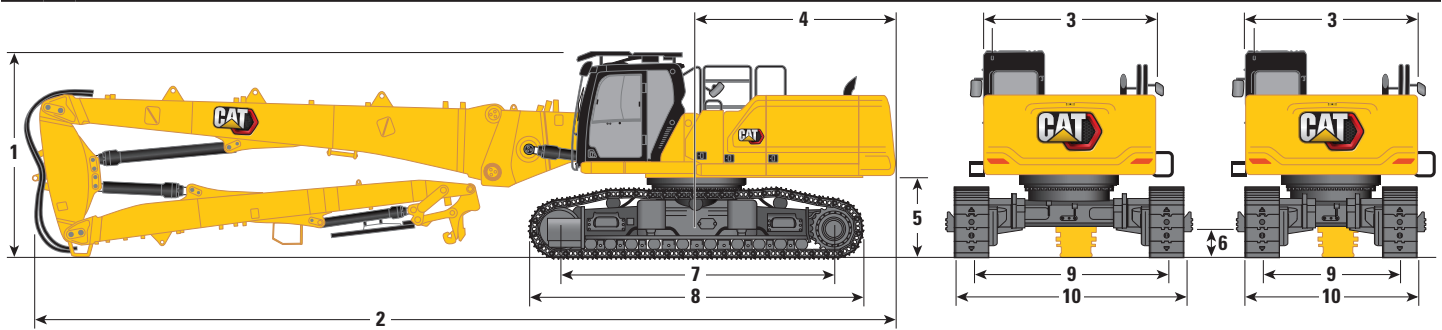
Major Component Weights *(continued)*

	kg	lb
Buckets for Retrofit Front:		
2.27 m ³ (2.97 yd ³) GD Bucket for DB	1520	3,350
1.50 m ³ (1.96 yd ³) GD Bucket for DB	1240	2,730
Quick Couplers:		
CW Dedicated Quick Coupler for UHD Front	310	680
CW Dedicated Quick Coupler	480	1,060
Pin Grabber Quick Coupler	700	1,540
Front with Cradle:		
22 m (72'2") UHD Front in Cradle	8480	18,700
25 m (82'0") UHD Front in Cradle	9230	20,360
R3.9 m (12'10") Retrofit Boom in Cradle	6220	13,710
R3.2 m (10'6") Retrofit Boom in Cradle	6050	13,340
R2.8 m (9'2") Retrofit Boom in Cradle	5950	13,120
Two-Piece Retrofit Boom in Cradle	7910	17,440
Cradle Only:		
Cradle for UHD Front	650	1,430
Cradle for Retrofit Boom	940	2,080
Cradle for Two-Piece Retrofit Boom	740	1,640

340 UHD Hydraulic Excavator Specifications

Dimensions

All dimensions are approximate and may vary depending on bucket selection.



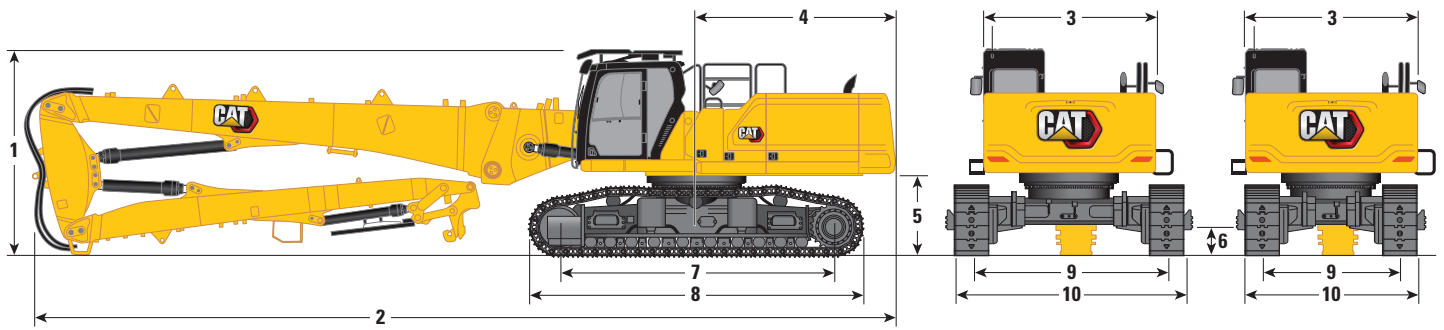
Boom Options	UHD Boom		UHD Boom		UHD Boom	
	25 m (82'0")		22 m (72'2")		22 m (72'2")	
Stick Options	UHD Stick				UHD Stick	
Undercarriage Options	Hydraulic Variable Gauge				Fixed Gauge	
1 Machine Height:						
Cab Height	3383 mm	11'1"	3383 mm	11'1"	3200 mm	10'6"
OPG Height	3585 mm	11'9"	3585 mm	11'9"	3403 mm	11'2"
Handrail Height	3338 mm	10'11"	3338 mm	10'11"	3155 mm	10'4"
With Boom/Stick/Bucket Installed (with/without MP and QC lines) (no work tool)	3000 mm	9'10"	3000 mm	9'10"	3000 mm	9'10"
2 Machine Length:						
With Boom/Stick/Bucket Installed (with/without MP and QC lines) (no work tool)	18 160 mm	59'7"	15 160 mm	49'9"	15 160 mm	49'9"
Base Machine with Base Boom only (without counterweight)	6954 mm	22'10"	6954 mm	22'10"	6954 mm	22'10"
Base Machine with Base Boom only (with counterweight)	7077 mm	23'3"	7077 mm	23'3"	7077 mm	23'3"
Base Machine with Boom Cylinder only (without counterweight, base boom, nose boom, stick)	6253 mm	20'6"	6253 mm	20'6"	6253 mm	20'6"
3 Upperframe Width (without handles)	2990 mm	9'10"	2990 mm	9'10"	2990 mm	9'10"
4 Tail Swing Radius	3521 mm	11'7"	3521 mm	11'7"	3521 mm	11'7"
5 Counterweight Clearance without Shoe Lug	1397 mm	4'7"	1397 mm	4'7"	1213 mm	4'0"
Counterweight Clearance with Shoe Lug	1431 mm	4'8"	1431 mm	4'8"	1247 mm	4'1"
6 Ground Clearance without Shoe Lug	510 mm	1'8"	510 mm	1'8"	476 mm	1'7"
7 Length to Center of Rollers	4770 mm	15'8"	4770 mm	15'8"	4040 mm	13'3"
8 Track Length with Triple Grouser Shoes	5770 mm	18'11"	5770 mm	18'11"	5040 mm	16'6"
9 Track Gauge:						
Retracted	2400 mm	7'10"	2400 mm	7'10"	—	—
Extended	3400 mm	11'2"	3400 mm	11'2"	—	—
Fixed	—	—	—	—	2590 mm	8'6"

(continued on next page)

340 UHD Hydraulic Excavator Specifications

Dimensions (continued)

All dimensions are approximate and may vary depending on bucket selection.



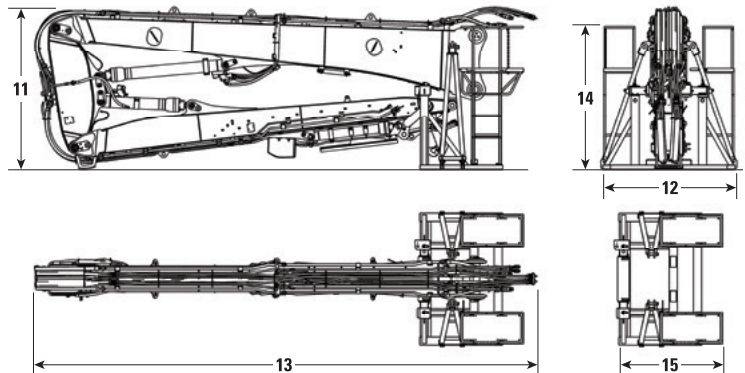
Boom Options	UHD Boom 25 m (82'0")		UHD Boom 22 m (72'2")		UHD Boom 22 m (72'2")	
Stick Options	UHD Stick Hydraulic Variable Gauge				UHD Stick Fixed Gauge	
Undercarriage Options	Hydraulic Variable Gauge				Fixed Gauge	
10 Undercarriage Width – Retracted (with steps):						
600 mm (24") Shoes	3255 mm	10'8"	3255 mm	10'8"	—	—
700 mm (28") Shoes	3255 mm	10'8"	3255 mm	10'8"	—	—
Undercarriage Width – Extended (with steps):						
600 mm (24") Shoes	4255 mm	14'0"	4255 mm	14'0"	—	—
700 mm (28") Shoes	4255 mm	14'0"	4255 mm	14'0"	—	—
Undercarriage Width – Retracted (without steps):						
600 mm (24") Shoes	3000 mm	9'10"	3000 mm	9'10"	—	—
700 mm (28") Shoes	3100 mm	10'2"	3100 mm	10'2"	—	—
Undercarriage Width – Extended (without steps):						
600 mm (24") Shoes	4000 mm	13'1"	4000 mm	13'1"	—	—
700 mm (28") Shoes	4100 mm	13'5"	4100 mm	13'5"	—	—
Undercarriage Width (without steps):						
600 mm (24") Shoes	—	—	—	—	3190 mm	10'6"
700 mm (28") Shoes	—	—	—	—	3290 mm	10'10"

Front Transportation Dimensions:

UHD Front

	25 m (82'0")		22 m (72'2")	
11 Height*	3020 mm	9'11"	2990 mm	9'10"
12 Width*	2500 mm	8'2"	2500 mm	8'2"
13 Length*	12 030 mm	39'6"	9090 mm	29'10"
14 Height of Cradle only	2644 mm	8'8"	2644 mm	8'8"
15 Length of Cradle only	1995 mm	6'7"	1995 mm	6'7"

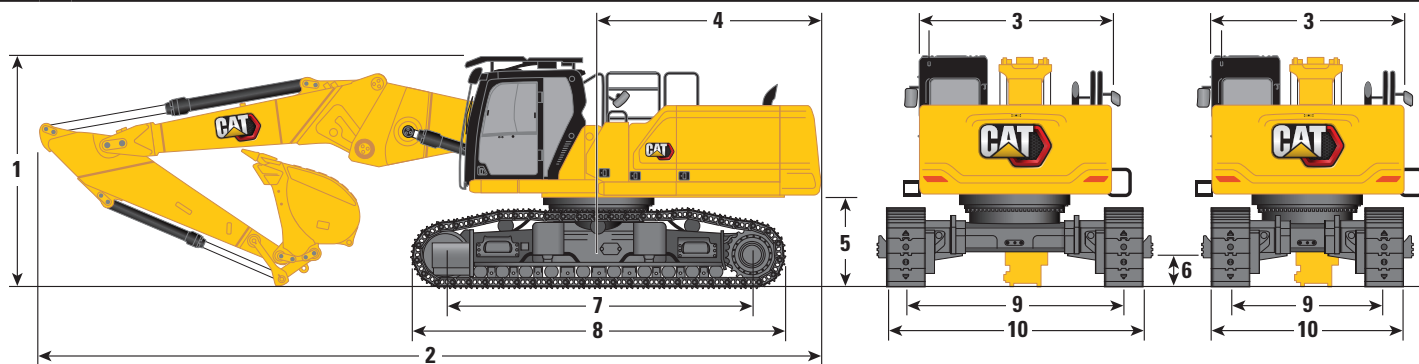
*with or without quick coupler



340 UHD Hydraulic Excavator Specifications

Dimensions

All dimensions are approximate and may vary depending on bucket selection.



Boom Option

Retrofit Boom Straight Position

Stick Options

R3.9DB (12'10")

R3.2DB (10'6")

R2.8DB (9'2")

Undercarriage Option

Hydraulic Variable Gauge

1 Machine Height:

Cab Height	3383 mm	11'1"	3383 mm	11'1"	3383 mm	11'1"
OPG Height	3585 mm	11'9"	3585 mm	11'9"	3585 mm	11'9"
Handrail Height	3338 mm	10'11"	3338 mm	10'11"	3338 mm	10'11"
With Boom/Stick/Bucket Installed (with/without MP and QC lines)	4179 mm	13'9"	3900 mm	12'10"	3958 mm	13'0"

2 Machine Length:

With Boom/Stick/Bucket Installed (with/without MP and QC lines)	12 122 mm	39'9"	12 147 mm	39'10"	12 140 mm	39'10"
Base Machine with Base Boom only (without counterweight)	6954 mm	22'10"	6954 mm	22'10"	6954 mm	22'10"
Base Machine with Base Boom only (with counterweight)	7077 mm	23'3"	7077 mm	23'3"	7077 mm	23'3"
Base Machine with Boom Cylinder only (without counterweight, base boom, nose boom, stick)	6253 mm	20'6"	6253 mm	20'6"	6253 mm	20'6"

3 Upperframe Width (without handles)

2990 mm	9'10"	2990 mm	9'10"	2990 mm	9'10"
---------	-------	---------	-------	---------	-------

4 Tail Swing Radius

3521 mm	11'7"	3521 mm	11'7"	3521 mm	11'7"
---------	-------	---------	-------	---------	-------

5 Counterweight Clearance without Shoe Lug

1397 mm	4'7"	1397 mm	4'7"	1397 mm	4'7"
---------	------	---------	------	---------	------

Counterweight Clearance with Shoe Lug

1431 mm	4'8"	1431 mm	4'8"	1431 mm	4'8"
---------	------	---------	------	---------	------

6 Ground Clearance without Shoe Lug

510 mm	1'8"	510 mm	1'8"	510 mm	1'8"
--------	------	--------	------	--------	------

7 Length to Center of Rollers

4770 mm	15'8"	4770 mm	15'8"	4770 mm	15'8"
---------	-------	---------	-------	---------	-------

8 Track Length

5770 mm	18'11"	5770 mm	18'11"	5770 mm	18'11"
---------	--------	---------	--------	---------	--------

9 Track Gauge:

Retracted	2400 mm	7'10"	2400 mm	7'10"	2400 mm	7'10"
Extended	3400 mm	11'2"	3400 mm	11'2"	3400 mm	11'2"
Fixed	—	—	—	—	—	—

Bucket Type

GD

GD**

GD

Bucket Capacity	2.27 m ³	2.97 yd ³	2.27 m ³	2.97 yd ³	2.27 m ³	2.97 yd ³
Bucket Tip Radius	1762 mm	5'9"	1762 mm	5'9"	1762 mm	5'9"

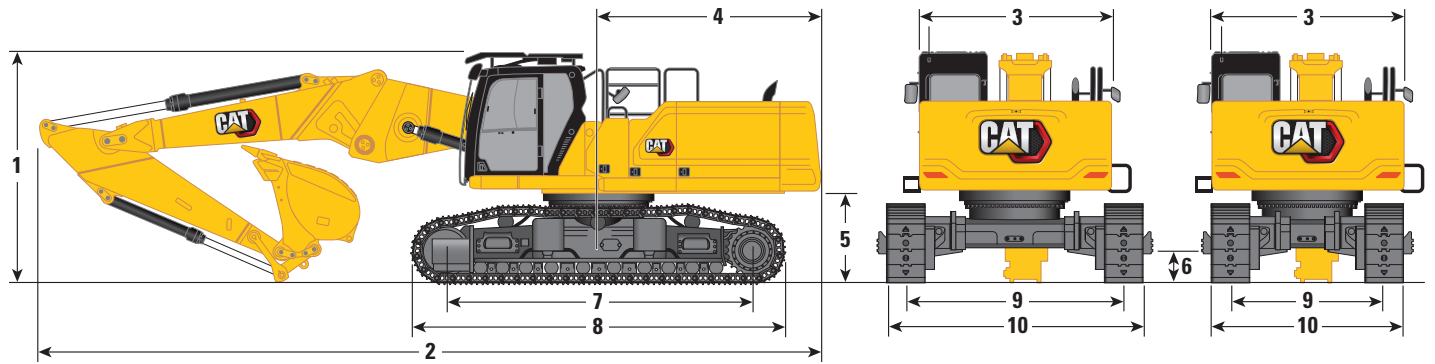
**Same dimensions with 1.50 m³ (1.96 yd³) GD bucket. Bucket tip radius 1684 mm (5'6").

(continued on next page)

340 UHD Hydraulic Excavator Specifications

Dimensions (continued)

All dimensions are approximate and may vary depending on bucket selection.



Boom Option

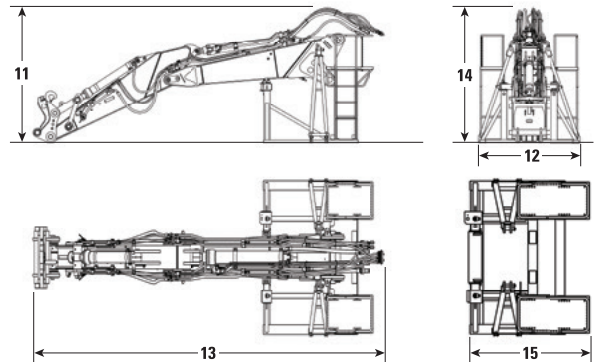
Retrofit Boom Straight Position

Stick Options	R3.9DB (12'10")		R3.2DB (10'6")		R2.8DB (9'2")	
Undercarriage Option	Hydraulic Variable Gauge					
10 Undercarriage Width – Retracted (with steps):						
600 mm (24") Shoes	3255 mm	10'8"	3255 mm	10'8"	3255 mm	10'8"
700 mm (28") Shoes	3255 mm	10'8"	3255 mm	10'8"	3255 mm	10'8"
Undercarriage Width – Extended (with steps):						
600 mm (24") Shoes	4255 mm	14'0"	4255 mm	14'0"	4255 mm	14'0"
700 mm (28") Shoes	4255 mm	14'0"	4255 mm	14'0"	4255 mm	14'0"
Undercarriage Width – Retracted (without steps):						
600 mm (24") Shoes	3000 mm	9'10"	3000 mm	9'10"	3000 mm	9'10"
700 mm (28") Shoes	3100 mm	10'2"	3100 mm	10'2"	3100 mm	10'2"
Undercarriage Width – Extended (without steps):						
600 mm (24") Shoes	4000 mm	13'1"	4000 mm	13'1"	4000 mm	13'1"
700 mm (28") Shoes	4100 mm	13'5"	4100 mm	13'5"	4100 mm	13'5"
Bucket Type	GD		GD**		GD	
Bucket Capacity	2.27 m ³	2.97 yd ³	2.27 m ³	2.97 yd ³	2.27 m ³	2.97 yd ³
Bucket Tip Radius	1762 mm	5'9"	1762 mm	5'9"	1762 mm	5'9"

**Same dimensions with 1.50 m³ (1.96 yd³) GD bucket. Bucket tip radius 1684 mm (5'6").

Front Transportation Dimensions: Retrofit Boom (Straight Position)

	R3.9DB (12'10")	R3.2DB (10'6")	R2.8DB (9'2")
11 Maximum Height*	2790 mm 9'2"	2890 mm 9'6"	2950 mm 9'8"
12 Maximum Width*	2500 mm 8'2"	2500 mm 8'2"	2500 mm 8'2"
13 Maximum Length (without quick coupler)	8770 mm 28'9"	7980 mm 26'2"	7550 mm 24'9"
Maximum Length (with quick coupler – pin grabber)	9040 mm 29'8"	8250 mm 27'1"	7820 mm 25'8"
Maximum Length (with quick coupler – CW)	9090 mm 29'10"	8300 mm 27'3"	7870 mm 25'10"
14 Height of Cradle only	2644 mm 8'8"	2644 mm 8'8"	2644 mm 8'8"
15 Length of Cradle only	2784 mm 9'2"	2784 mm 9'2"	2784 mm 9'2"

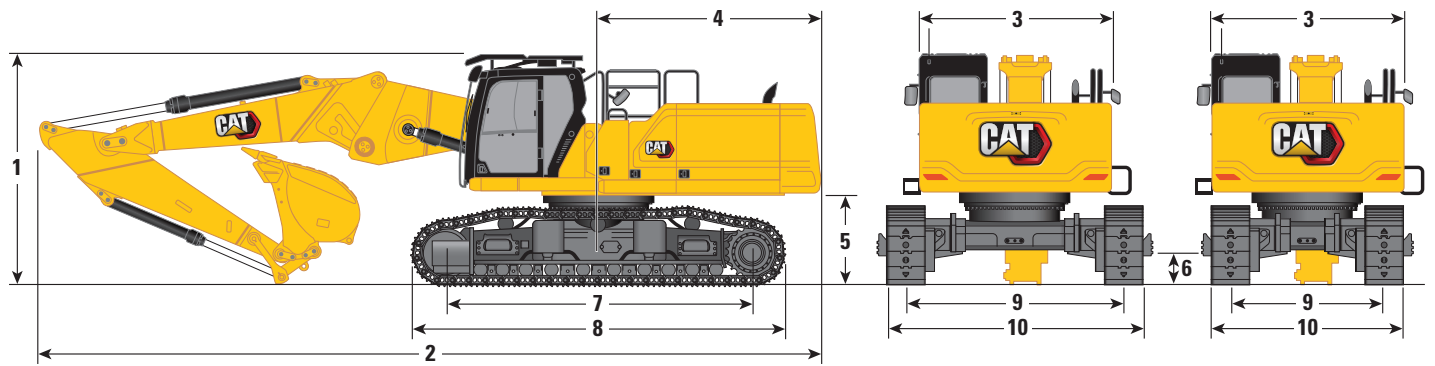


*with or without quick coupler

340 UHD Hydraulic Excavator Specifications

Dimensions

All dimensions are approximate and may vary depending on bucket selection.



Boom Option

Retrofit Boom Straight Position

Stick Options

R3.9DB (12'10")

R3.2DB (10'6")

R2.8DB (9'2")

Undercarriage Option

Fixed Gauge

	R3.9DB (12'10")	R3.2DB (10'6")	R2.8DB (9'2")
1 Machine Height:			
Cab Height	3200 mm 10'6"	3200 mm 10'6"	3200 mm 10'6"
OPG Height	3403 mm 11'2"	3403 mm 11'2"	3403 mm 11'2"
Handrail Height	3155 mm 10'4"	3155 mm 10'4"	3155 mm 10'4"
With Boom/Stick/Bucket Installed (with/without MP and QC lines)	4140 mm 13'7"	3850 mm 12'8"	3890 mm 12'9"
2 Machine Length:			
With Boom/Stick/Bucket Installed (with/without MP and QC lines)	12 090 mm 39'8"	12 140 mm 39'10"	12 130 mm 39'10"
Base Machine with Base Boom only (without counterweight)	6954 mm 22'10"	6954 mm 22'10"	6954 mm 22'10"
Base Machine with Base Boom only (with counterweight)	7077 mm 23'3"	7077 mm 23'3"	7077 mm 23'3"
Base Machine with Boom Cylinder only (without counterweight, base boom, nose boom, stick)	6253 mm 20'6"	6253 mm 20'6"	6253 mm 20'6"
3 Upperframe Width (without handles)	2990 mm 9'10"	2990 mm 9'10"	2990 mm 9'10"
4 Tail Swing Radius	3521 mm 11'7"	3521 mm 11'7"	3521 mm 11'7"
5 Counterweight Clearance without Shoe Lug	1213 mm 4'0"	1213 mm 4'0"	1213 mm 4'0"
Counterweight Clearance with Shoe Lug	1247 mm 4'1"	1247 mm 4'1"	1247 mm 4'1"
6 Ground Clearance without Shoe Lug	476 mm 1'7"	476 mm 1'7"	476 mm 1'7"
7 Length to Center of Rollers	4040 mm 13'3"	4040 mm 13'3"	4040 mm 13'3"
8 Track Length	5040 mm 16'6"	5040 mm 16'6"	5040 mm 16'6"
9 Track Gauge:			
Fixed	2590 mm 8'6"	2590 mm 8'6"	2590 mm 8'6"
Bucket Type	GD	GD**	GD
Bucket Capacity	2.27 m ³ 2.97 yd ³	2.27 m ³ 2.97 yd ³	2.27 m ³ 2.97 yd ³
Bucket Tip Radius	1762 mm 5'9"	1762 mm 5'9"	1762 mm 5'9"

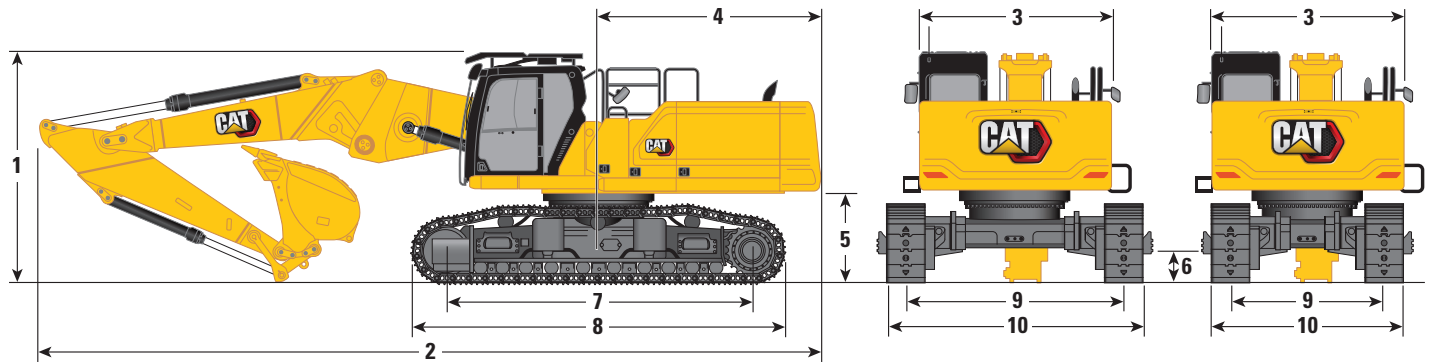
**Same dimensions with 1.50 m³ (1.96 yd³) GD bucket. Bucket tip radius 1684 mm (5'6").

(continued on next page)

340 UHD Hydraulic Excavator Specifications

Dimensions (continued)

All dimensions are approximate and may vary depending on bucket selection.

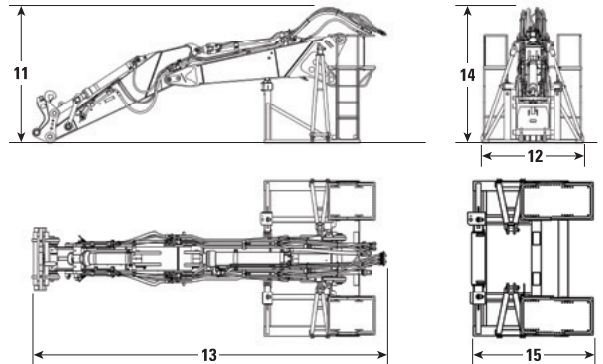


Boom Option	Retrofit Boom Straight Position					
Stick Options	R3.9DB (12'10")		R3.2DB (10'6")		R2.8DB (9'2")	
Undercarriage Option	Fixed Gauge					
10 Undercarriage Width (without steps):						
600 mm (24") Shoes	3190 mm	10'6"	3190 mm	10'6"	3190 mm	10'6"
700 mm (28") Shoes	3290 mm	10'10"	3290 mm	10'10"	3290 mm	10'10"
Bucket Type	GD		GD**		GD	
Bucket Capacity	2.27 m ³	2.97 yd ³	2.27 m ³	2.97 yd ³	2.27 m ³	2.97 yd ³
Bucket Tip Radius	1762 mm	5'9"	1762 mm	5'9"	1762 mm	5'9"

**Same dimensions with 1.50 m³ (1.96 yd³) GD bucket. Bucket tip radius 1684 mm (5'6").

Front Transportation Dimensions: Retrofit Boom (Straight Position)

	R3.9DB (12'10")	R3.2DB (10'6")	R2.8DB (9'2")
11 Maximum Height*	2790 mm 9'2"	2890 mm 9'6"	2950 mm 9'8"
12 Maximum Width*	2500 mm 8'2"	2500 mm 8'2"	2500 mm 8'2"
13 Maximum Length (without quick coupler)	8770 mm 28'9"	7980 mm 26'2"	7550 mm 24'9"
Maximum Length (with quick coupler – pin grabber)	9040 mm 29'8"	8250 mm 27'1"	7820 mm 25'8"
Maximum Length (with quick coupler – CW)	9090 mm 29'10"	8300 mm 27'3"	7870 mm 25'10"
14 Height of Cradle only	2644 mm 8'8"	2644 mm 8'8"	2644 mm 8'8"
15 Length of Cradle only	2784 mm 9'2"	2784 mm 9'2"	2784 mm 9'2"

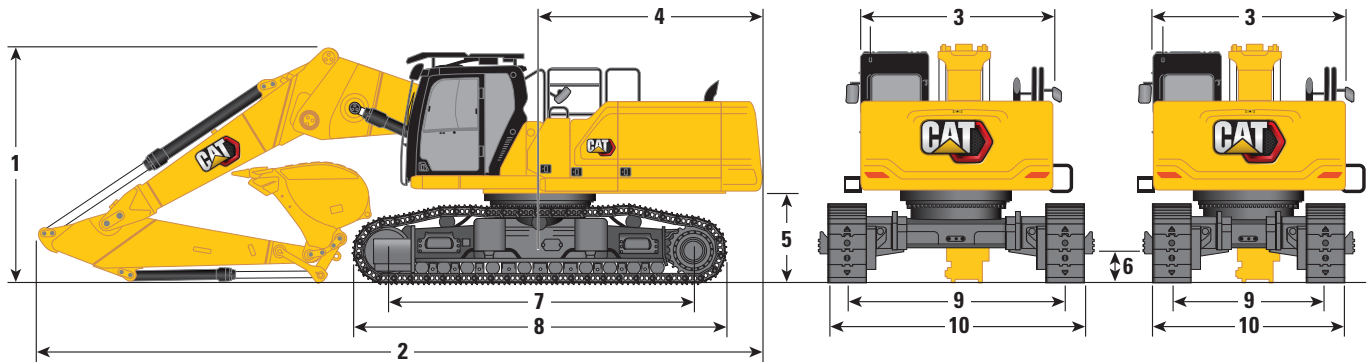


*with or without quick coupler

340 UHD Hydraulic Excavator Specifications

Dimensions

All dimensions are approximate and may vary depending on bucket selection.



Boom Option

Retrofit Boom Bent Position

Stick Options

R3.9DB (12'10")

R3.2DB (10'6")

R2.8DB (9'2")

Undercarriage Option

Hydraulic Variable Gauge

	R3.9DB (12'10")		R3.2DB (10'6")		R2.8DB (9'2")	
1 Machine Height:						
Cab Height	3383 mm	11'1"	3383 mm	11'1"	3383 mm	11'1"
OPG Height	3585 mm	11'9"	3585 mm	11'9"	3585 mm	11'9"
Handrail Height	3338 mm	10'11"	3338 mm	10'11"	3338 mm	10'11"
With Boom/Stick/Bucket Installed (with/without MP and QC lines)	4019 mm	13'2"	3953 mm	13'0"	4193 mm	13'9"
2 Machine Length:						
With Boom/Stick/Bucket Installed (with/without MP and QC lines)	11 328 mm	37'2"	11 302 mm	37'1"	11 431 mm	37'6"
Base Machine with Base Boom only (without counterweight)	6954 mm	22'10"	6954 mm	22'10"	6954 mm	22'10"
Base Machine with Base Boom only (with counterweight)	7077 mm	23'3"	7077 mm	23'3"	7077 mm	23'3"
3 Upperframe Width (without handles)	2990 mm	9'10"	2990 mm	9'10"	2990 mm	9'10"
4 Tail Swing Radius	3521 mm	11'7"	3521 mm	11'7"	3521 mm	11'7"
5 Counterweight Clearance without Shoe Lug	1397 mm	4'7"	1397 mm	4'7"	1397 mm	4'7"
Counterweight Clearance with Shoe Lug	1431 mm	4'8"	1431 mm	4'8"	1431 mm	4'8"
6 Ground Clearance without Shoe Lug	510 mm	1'8"	510 mm	1'8"	510 mm	1'8"
7 Length to Center of Rollers	4770 mm	15'8"	4770 mm	15'8"	4770 mm	15'8"
8 Track Length	5770 mm	18'11"	5770 mm	18'11"	5770 mm	18'11"
9 Track Gauge:						
Retracted	2400 mm	7'10"	2400 mm	7'10"	2400 mm	7'10"
Extended	3400 mm	11'2"	3400 mm	11'2"	3400 mm	11'2"
Bucket Type	GD		GD**		GD	
Bucket Capacity	2.27 m ³	2.97 yd ³	2.27 m ³	2.97 yd ³	2.27 m ³	2.97 yd ³
Bucket Tip Radius	1762 mm	5'9"	1762 mm	5'9"	1762 mm	5'9"

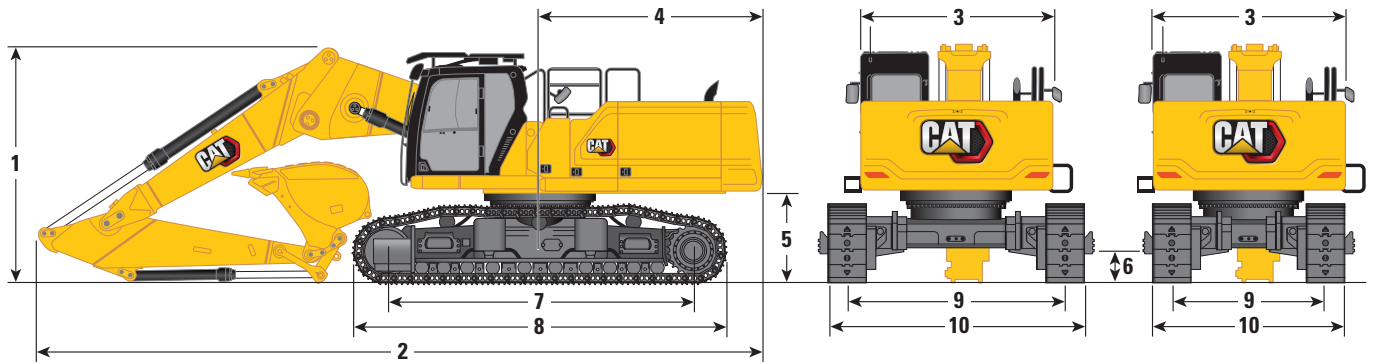
**Same dimensions with 1.50 m³ (1.96 yd³) GD bucket. Bucket tip radius 1684 mm (5'6").

(continued on next page)

340 UHD Hydraulic Excavator Specifications

Dimensions (continued)

All dimensions are approximate and may vary depending on bucket selection.



Boom Option

Retrofit Boom Bent Position

Stick Options

R3.9DB (12'10")

R3.2DB (10'6")

R2.8DB (9'2")

Undercarriage Option

Hydraulic Variable Gauge

10 Undercarriage Width – Retracted (with steps):

	R3.9DB (12'10")	R3.2DB (10'6")	R2.8DB (9'2")
600 mm (24") Shoes	3255 mm 10'8"	3255 mm 10'8"	3255 mm 10'8"
700 mm (28") Shoes	3255 mm 10'8"	3255 mm 10'8"	3255 mm 10'8"

Undercarriage Width – Extended (with steps):

600 mm (24") Shoes	4255 mm 14'0"	4255 mm 14'0"	4255 mm 14'0"
700 mm (28") Shoes	4255 mm 14'0"	4255 mm 14'0"	4255 mm 14'0"

Undercarriage Width – Retracted (without steps):

600 mm (24") Shoes	3000 mm 9'10"	3000 mm 9'10"	3000 mm 9'10"
700 mm (28") Shoes	3100 mm 10'2"	3100 mm 10'2"	3100 mm 10'2"

Undercarriage Width – Extended (without steps):

600 mm (24") Shoes	4000 mm 13'1"	4000 mm 13'1"	4000 mm 13'1"
700 mm (28") Shoes	4100 mm 13'5"	4100 mm 13'5"	4100 mm 13'5"

Bucket Type

GD

GD**

GD

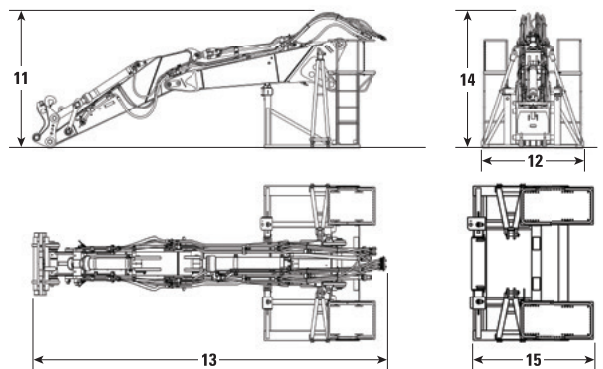
Bucket Capacity	2.27 m ³ 2.97 yd ³	2.27 m ³ 2.97 yd ³	2.27 m ³ 2.97 yd ³
Bucket Tip Radius	1762 mm 5'9"	1762 mm 5'9"	1762 mm 5'9"

**Same dimensions with 1.50 m³ (1.96 yd³) GD bucket. Bucket tip radius 1684 mm (5'6").

Front Transportation Dimensions:

Retrofit Boom (Bent Position)

	R3.9DB (12'10")	R3.2DB (10'6")	R2.8DB (9'2")
11 Maximum Height*	2790 mm 9'2"	2890 mm 9'6"	2950 mm 9'8"
12 Maximum Width*	2500 mm 8'2"	2500 mm 8'2"	2500 mm 8'2"
13 Maximum Length (without quick coupler)	8770 mm 28'9"	7980 mm 26'2"	7550 mm 24'9"
Maximum Length (with quick coupler – pin grabber)	9040 mm 29'8"	8250 mm 27'1"	7820 mm 25'8"
Maximum Length (with quick coupler – CW)	9090 mm 29'10"	8300 mm 27'3"	7870 mm 25'10"
14 Height of Cradle only	2644 mm 8'8"	2644 mm 8'8"	2644 mm 8'8"
15 Length of Cradle only	2784 mm 9'2"	2784 mm 9'2"	2784 mm 9'2"

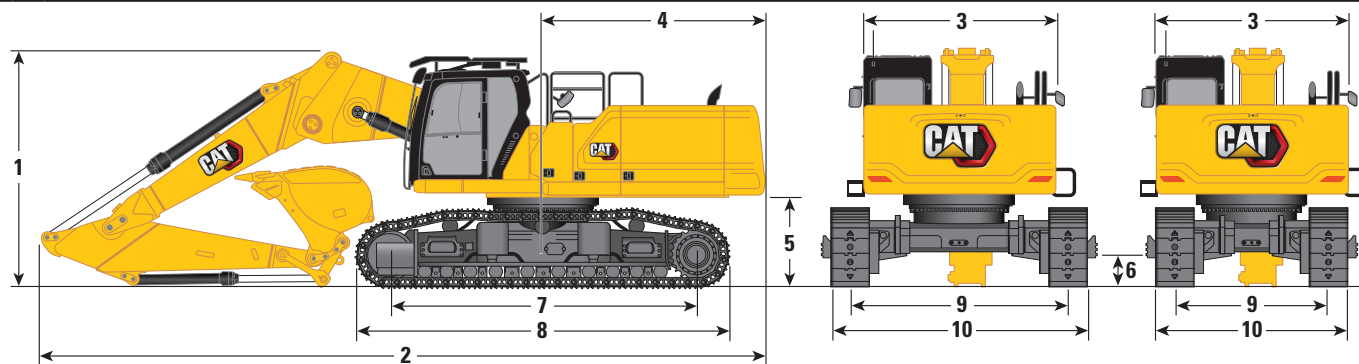


*with or without quick coupler

340 UHD Hydraulic Excavator Specifications

Dimensions

All dimensions are approximate and may vary depending on bucket selection.



Boom Option

Retrofit Boom Bent Position

Stick Options

R3.9DB (12'10")

R3.2DB (10'6")

R2.8DB (9'2")

Undercarriage Option

Fixed Gauge

1 Machine Height:

Cab Height	3200 mm	10'6"	3200 mm	10'6"	3200 mm	10'6"
OPG Height	3403 mm	11'2"	3403 mm	11'2"	3403 mm	11'2"
Handrail Height	3155 mm	10'4"	3155 mm	10'4"	3155 mm	10'4"
With Boom/Stick/Bucket Installed (with/without MP and QC lines)	4030 mm	13'3"	3925 mm	12'11"	4130 mm	13'7"

2 Machine Length:

With Boom/Stick/Bucket Installed (with/without MP and QC lines)	11 410 mm	37'5"	11 380 mm	37'4"	11 460 mm	37'7"
Base Machine with Base Boom only (without counterweight)	6954 mm	22'10"	6954 mm	22'10"	6954 mm	22'10"
Base Machine with Base Boom only (with counterweight)	7077 mm	23'3"	7077 mm	23'3"	7077 mm	23'3"

3 Upperframe Width (without handles)

2990 mm	9'10"	2990 mm	9'10"	2990 mm	9'10"
---------	-------	---------	-------	---------	-------

4 Tail Swing Radius

3521 mm	11'7"	3521 mm	11'7"	3521 mm	11'7"
---------	-------	---------	-------	---------	-------

5 Counterweight Clearance without Shoe Lug

1213 mm	4'0"	1213 mm	4'0"	1213 mm	4'0"
---------	------	---------	------	---------	------

Counterweight Clearance with Shoe Lug

1247 mm	4'1"	1247 mm	4'1"	1247 mm	4'1"
---------	------	---------	------	---------	------

6 Ground Clearance without Shoe Lug

476 mm	1'7"	476 mm	1'7"	476 mm	1'7"
--------	------	--------	------	--------	------

7 Length to Center of Rollers

4040 mm	13'3"	4040 mm	13'3"	4040 mm	13'3"
---------	-------	---------	-------	---------	-------

Bucket Type

GD

GD**

GD

Bucket Capacity	2.27 m ³	2.97 yd ³	2.27 m ³	2.97 yd ³	2.27 m ³	2.97 yd ³
Bucket Tip Radius	1762 mm	5'9"	1762 mm	5'9"	1762 mm	5'9"

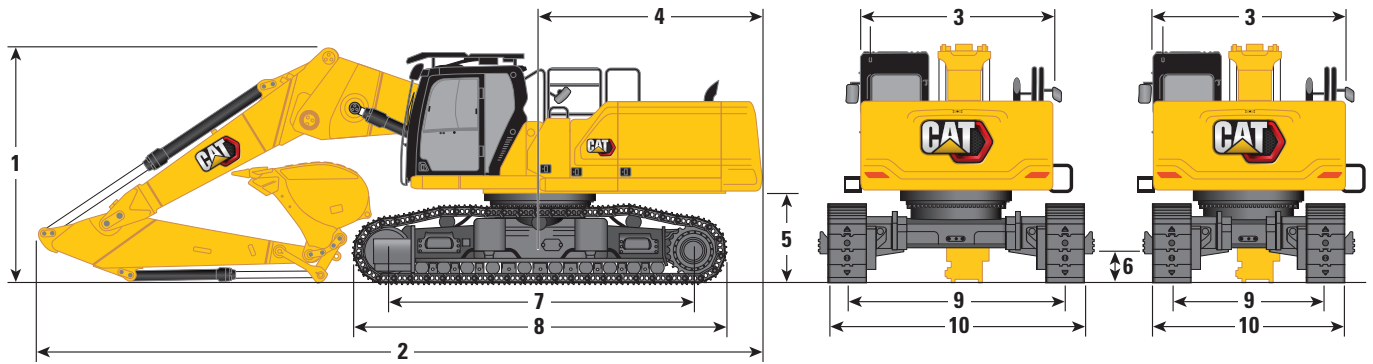
**Same dimensions with 1.50 m³ (1.96 yd³) GD bucket. Bucket tip radius 1684 mm (5'6").

(continued on next page)

340 UHD Hydraulic Excavator Specifications

Dimensions (continued)

All dimensions are approximate and may vary depending on bucket selection.



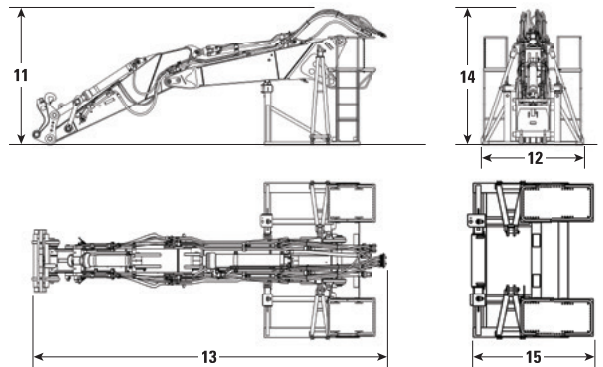
Boom Option	Retrofit Boom Bent Position					
Stick Options	R3.9DB (12'10")		R3.2DB (10'6")		R2.8DB (9'2")	
Undercarriage Option	Fixed Gauge					
8 Track Length	5040 mm	16'6"	5040 mm	16'6"	5040 mm	16'6"
9 Track Gauge:						
Fixed	2590 mm	8'6"	2590 mm	8'6"	2590 mm	8'6"
10 Undercarriage Width (without steps):						
600 mm (24") Shoes	3190 mm	10'6"	3190 mm	10'6"	3190 mm	10'6"
700 mm (28") Shoes	3290 mm	10'10"	3290 mm	10'10"	3290 mm	10'10"
Bucket Type	GD		GD**		GD	
Bucket Capacity	2.27 m ³	2.97 yd ³	2.27 m ³	2.97 yd ³	2.27 m ³	2.97 yd ³
Bucket Tip Radius	1762 mm	5'9"	1762 mm	5'9"	1762 mm	5'9"

**Same dimensions with 1.50 m³ (1.96 yd³) GD bucket. Bucket tip radius 1684 mm (5'6").

Front Transportation Dimensions:

Retrofit Boom (Bent Position)

	R3.9DB (12'10")	R3.2DB (10'6")	R2.8DB (9'2")
11 Maximum Height*	2790 mm 9'2"	2890 mm 9'6"	2950 mm 9'8"
12 Maximum Width*	2500 mm 8'2"	2500 mm 8'2"	2500 mm 8'2"
13 Maximum Length (without quick coupler)	8770 mm 28'9"	7980 mm 26'2"	7550 mm 24'9"
Maximum Length (with quick coupler – pin grabber)	9040 mm 29'8"	8250 mm 27'1"	7820 mm 25'8"
Maximum Length (with quick coupler)	9090 mm 29'10"	8300 mm 27'3"	7870 mm 25'10"
14 Height of Cradle only	2644 mm 8'8"	2644 mm 8'8"	2644 mm 8'8"
15 Length of Cradle only	2784 mm 9'2"	2784 mm 9'2"	2784 mm 9'2"

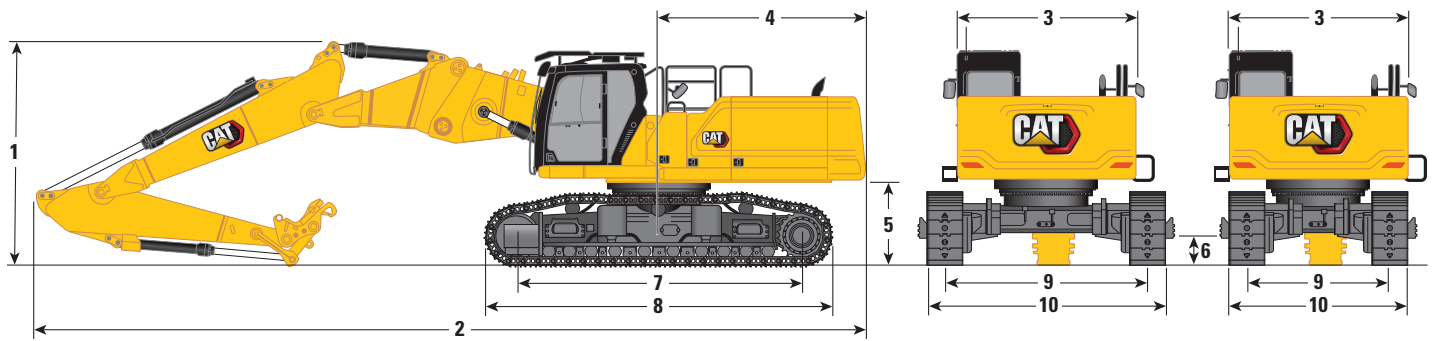


*with or without quick coupler

340 UHD Hydraulic Excavator Specifications

Dimensions

All dimensions are approximate and may vary depending on bucket selection.



Boom Option

Two-Piece Retrofit Boom

Stick Option

R3.2DB (10'6")

Undercarriage Options

**Hydraulic
Variable Gauge**

Fixed Gauge

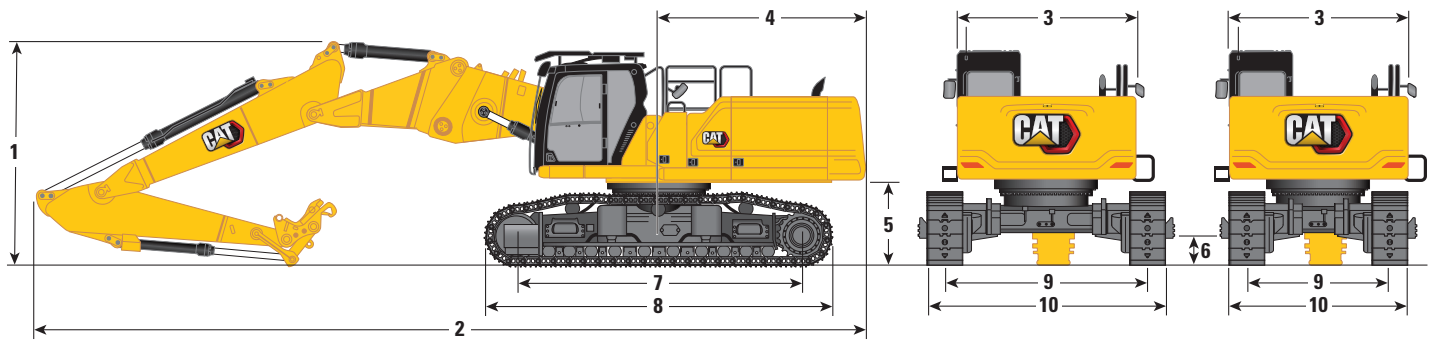
1 Machine Height:				
Cab Height	3383 mm	11'1"	3200 mm	10'6"
OPG Height	3585 mm	11'9"	3403 mm	11'2"
Handrail Height	3338 mm	10'11"	3155 mm	10'4"
With Boom/Stick/Bucket Installed (with/without MP and QC lines)	3790 mm	12'5"	3760 mm	12'4"
2 Machine Length:				
With Boom/Stick/Bucket Installed (with/without MP and QC lines)	13 930 mm	45'8"	13 960 mm	45'10"
Base Machine with Base Boom only (without counterweight)	6954 mm	22'10"	6954 mm	22'10"
Base Machine with Base Boom only (with counterweight)	7077 mm	23'3"	7077 mm	23'3"
Base Machine with Boom Cylinder only (without counterweight, base boom, nose boom, stick)	6253 mm	20'6"	6253 mm	20'6"
3 Upperframe Width (without handles)	2990 mm	9'10"	2990 mm	9'10"
4 Tail Swing Radius	3521 mm	11'7"	3521 mm	11'7"
5 Counterweight Clearance without Shoe Lug	1397 mm	4'7"	1213 mm	4'0"
Counterweight Clearance with Shoe Lug	1431 mm	4'8"	1247 mm	4'1"
6 Ground Clearance without Shoe Lug	510 mm	1'8"	476 mm	1'7"
7 Length to Center of Rollers	4770 mm	15'8"	4040 mm	13'3"
8 Track Length with Triple Grouser Shoes	5770 mm	18'11"	5040 mm	16'6"
9 Track Gauge:				
Retracted	2400 mm	7'10"	—	—
Extended	3400 mm	11'2"	—	—
Fixed	—	—	2590 mm	8'6"

(continued on next page)

340 UHD Hydraulic Excavator Specifications

Dimensions (continued)

All dimensions are approximate and may vary depending on bucket selection.



Boom Option

Two-Piece Retrofit Boom

Stick Option

R3.2DB (10'6")

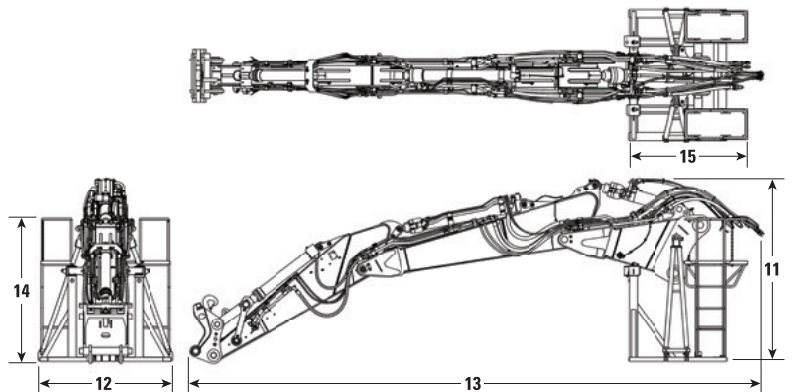
Undercarriage Options

	Hydraulic Variable Gauge		Fixed Gauge	
10 Undercarriage Width – Retracted (with steps):				
600 mm (24") Shoes	3255 mm	10'8"	—	—
700 mm (28") Shoes	3255 mm	10'8"	—	—
Undercarriage Width – Extended (with steps):				
600 mm (24") Shoes	4255 mm	14'0"	—	—
700 mm (28") Shoes	4255 mm	14'0"	—	—
Undercarriage Width – Retracted (without steps):				
600 mm (24") Shoes	3000 mm	9'10"	—	—
700 mm (28") Shoes	3100 mm	10'2"	—	—
Undercarriage Width – Extended (without steps):				
600 mm (24") Shoes	4000 mm	13'1"	—	—
700 mm (28") Shoes	4100 mm	13'5"	—	—
Undercarriage Width (without steps):				
600 mm (24") Shoes	—	—	3190 mm	10'6"
700 mm (28") Shoes	—	—	3290 mm	10'10"

Front Transportation Dimensions:

Two-Piece Retrofit Boom

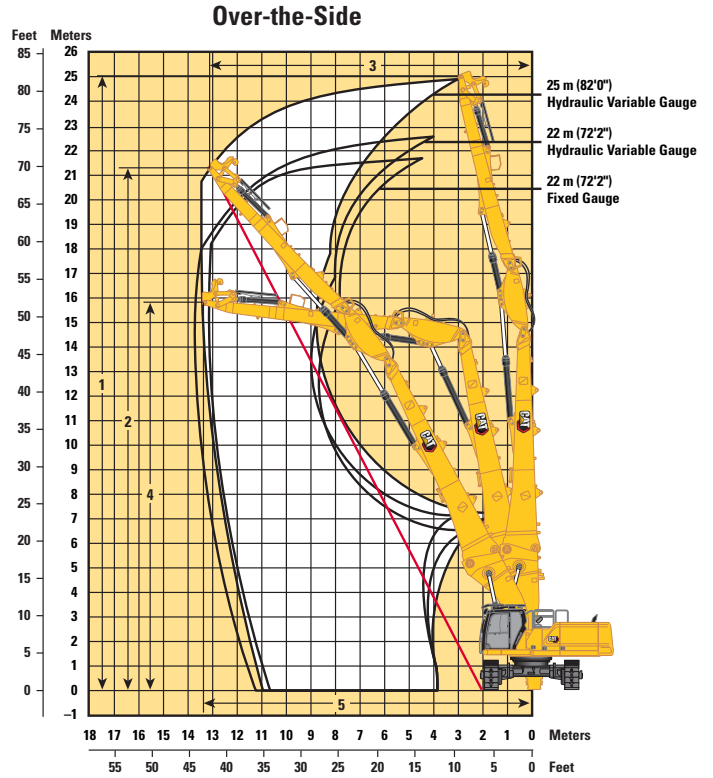
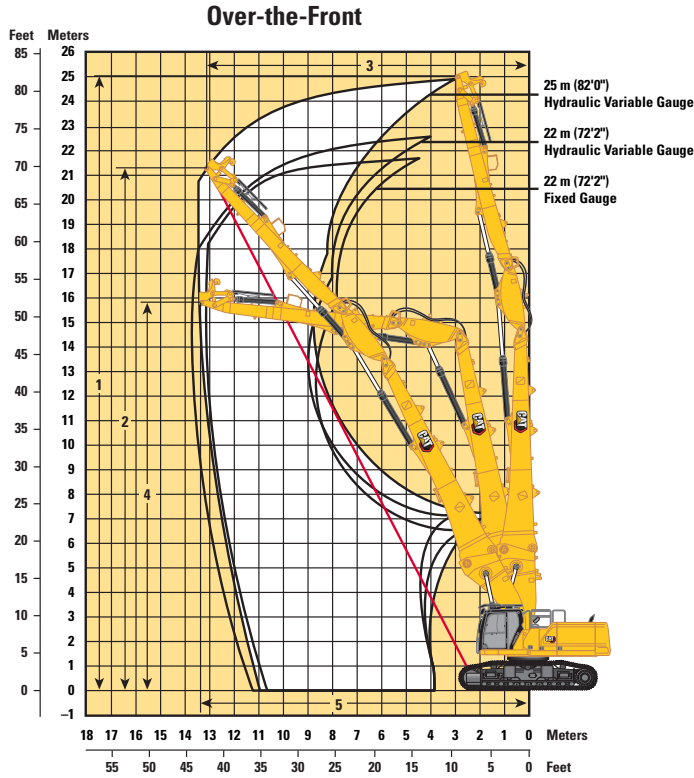
	R3.2DB (10'6")	
11 Maximum Height*	3420 mm	11'3"
12 Maximum Width*	2500 mm	8'2"
13 Maximum Length (without quick coupler)	10 050 mm	33'0"
Maximum Length (with quick coupler – pin grabber)	10 320 mm	33'10"
Maximum Length (with quick coupler – CW)	10 370 mm	34'0"
14 Height of Cradle only	2644 mm	8'8"
15 Length of Cradle only	2295 mm	7'6"



340 UHD Hydraulic Excavator Specifications

Working Ranges and Forces

All dimensions are approximate and may vary depending on bucket selection.



Boom Options

UHD Boom

	25 m (82'0")	22 m (72'2")	22 m (72'2")
--	--------------	--------------	--------------

Stick Options

UHD Stick

UHD Stick

Undercarriage Options

Hydraulic Variable Gauge

Fixed Gauge

Over-the-Front:

1 Maximum Pin Height at Stick Nose	25 000 mm	82'0"	22 000 mm	72'2"	21 820 mm	71'7"
Maximum Weight at Stick Nose	3300 kg	7,280 lb	3700 kg	8,160 lb	3700 kg	8,160 lb
2 Maximum Working Pin Height at Stick Nose (1/2 line)	21 270 mm	69'9"	18 590 mm	61'0"	18 650 mm	61'2"
3 Maximum Working Reach at Stick Nose (1/2 line)	13 020 mm	42'9"	11 680 mm	38'4"	11 345 mm	37'3"
4 Maximum Height at Stick Nose in Maximum Reach Position	15 900 mm	52'2"	12 640 mm	41'6"	12 630 mm	41'5"
5 Maximum Reach at Stick Nose	13 330 mm	43'9"	13 550 mm	44'5"	13 100 mm	43'0"

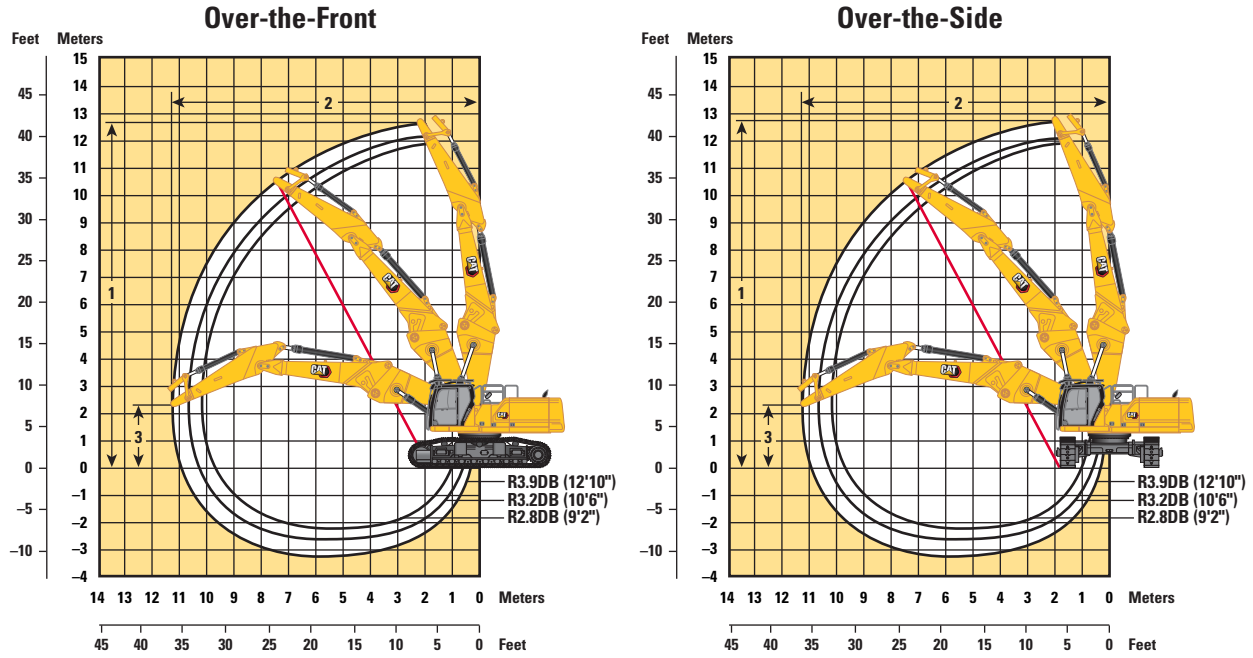
Over-the-Side:

1 Maximum Pin Height at Stick Nose	25 000 mm	82'0"	22 000 mm	72'2"	21 820 mm	71'7"
Maximum Weight at Stick Nose	3300 kg	7,280 lb	3700 kg	8,160 lb	3700 kg	8,160 lb
2 Maximum Working Pin Height at Stick Nose (1/2 line)	21 560 mm	70'9"	18 890 mm	62'0"	18 960 mm	62'2"
3 Maximum Working Reach at Stick Nose (1/2 line)	12 480 mm	40'11"	11 145 mm	36'7"	10 775 mm	35'4"
4 Maximum Height at Stick Nose in Maximum Reach Position	15 900 mm	52'2"	12 640 mm	41'6"	13 200 mm	43'4"
5 Maximum Reach at Stick Nose	13 330 mm	43'9"	13 550 mm	44'5"	10 860 mm	35'8"

340 UHD Hydraulic Excavator Specifications

Working Ranges and Forces

All dimensions are approximate and may vary depending on bucket selection.



Boom Option

Retrofit Boom Straight Position

Stick Options

Retrofit Stick

R3.9DB (12'10")

R3.2DB (10'6")

R2.8DB (9'2")

Undercarriage Option

Hydraulic Variable Gauge

Over-the-Front:

1 Maximum Pin Height at Stick Nose	12 760 mm	41'10"	12 130 mm	39'10"	11 910 mm	39'1"
2 Maximum Reach at Stick Nose	11 320 mm	37'2"	10 620 mm	34'10"	10 280 mm	33'9"
3 Maximum Height at Stick Nose in Maximum Reach Position	2310 mm	7'7"	2310 mm	7'7"	2310 mm	7'7"
Maximum Weight at Stick Nose	4200 kg	9,260 lb	4200 kg	9,260 lb	4200 kg	9,260 lb

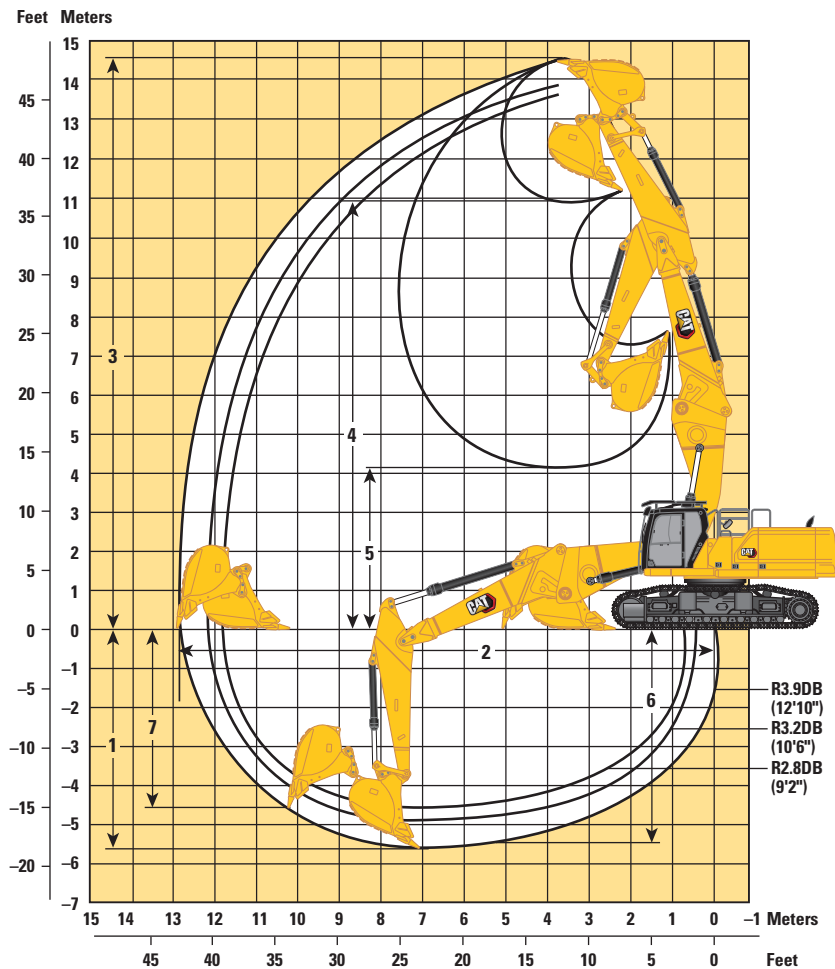
Over-the-Side:

1 Maximum Pin Height at Stick Nose	12 760 mm	41'10"	12 130 mm	39'10"	11 910 mm	39'1"
2 Maximum Reach at Stick Nose	11 320 mm	37'2"	10 620 mm	34'10"	10 280 mm	33'9"
3 Maximum Height at Stick Nose in Maximum Reach Position	2310 mm	7'7"	2310 mm	7'7"	2310 mm	7'7"
Maximum Weight at Stick Nose	4200 kg	9,260 lb	4200 kg	9,260 lb	4200 kg	9,260 lb

340 UHD Hydraulic Excavator Specifications

Working Ranges and Forces

All dimensions are approximate and may vary depending on bucket selection.



Boom Option

Retrofit Boom Straight Position

Stick Options

Retrofit Stick

R3.9DB (12'10") R3.2DB (10'6") R2.8DB (9'2")

Undercarriage Option

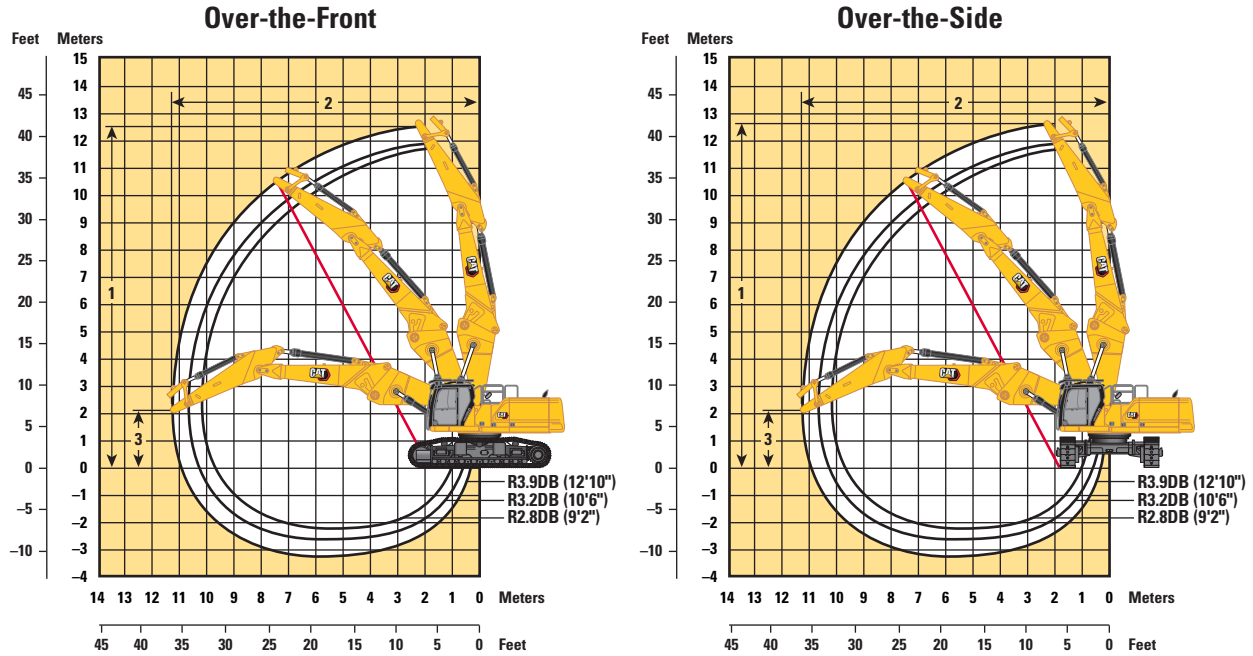
Hydraulic Variable Gauge

1 Maximum Digging Depth	5610 mm	18'5"	4910 mm	16'1"	4510 mm	14'10"
2 Maximum Reach at Ground Line	12 870 mm	42'3"	12 160 mm	39'11"	11 820 mm	38'9"
3 Maximum Cutting Height	14 510 mm	47'7"	13 880 mm	45'6"	13 670 mm	44'10"
4 Maximum Loading Height	10 990 mm	36'1"	10 370 mm	34'0"	10 150 mm	33'4"
5 Minimum Loading Height	4150 mm	13'7"	4790 mm	15'9"	5300 mm	17'5"
6 Maximum Depth Cut for 2440 mm (8'0") Level Bottom	5480 mm	18'0"	4760 mm	15'7"	4340 mm	14'3"
7 Maximum Vertical Wall Digging Depth	4590 mm	15'1"	3950 mm	13'0"	3580 mm	11'9"
Bucket Digging Force (ISO)	210 kN	47,160 lbf	210 kN	47,160 lbf	210 kN	47,160 lbf
Stick Digging Force (ISO)	144 kN	32,440 lbf	166 kN	37,300 lbf	185 kN	41,500 lbf
Bucket Type	GD		GD		GD	
Bucket Capacity	2.27 m ³	2.97 yd	2.27 m ³	2.97 yd ³	2.27 m ³	2.97 yd ³
Bucket Tip Radius	1762 mm	5'9"	1762 mm	5'9"	1762 mm	5'9"

340 UHD Hydraulic Excavator Specifications

Working Ranges and Forces

All dimensions are approximate and may vary depending on bucket selection.



Boom Option

Retrofit Boom Straight Position

Stick Options

Retrofit Stick

R3.9DB (12'10")

R3.2DB (10'6")

R2.8DB (9'2")

Undercarriage Option

Fixed Gauge

Over-the-Front:

1 Maximum Pin Height at Stick Nose	12 580 mm	41'3"	11 950 mm	39'2"	11 730 mm	38'6"
2 Maximum Reach at Stick Nose	11 320 mm	37'2"	10 620 mm	34'10"	10 260 mm	33'8"
3 Maximum Height at Stick Nose in Maximum Reach Position	2130 mm	7'0"	2130 mm	7'0"	2130 mm	7'0"
Maximum Weight at Stick Nose	3400 kg	7,500 lb	3400 kg	7,500 lb	3400 kg	7,500 lb

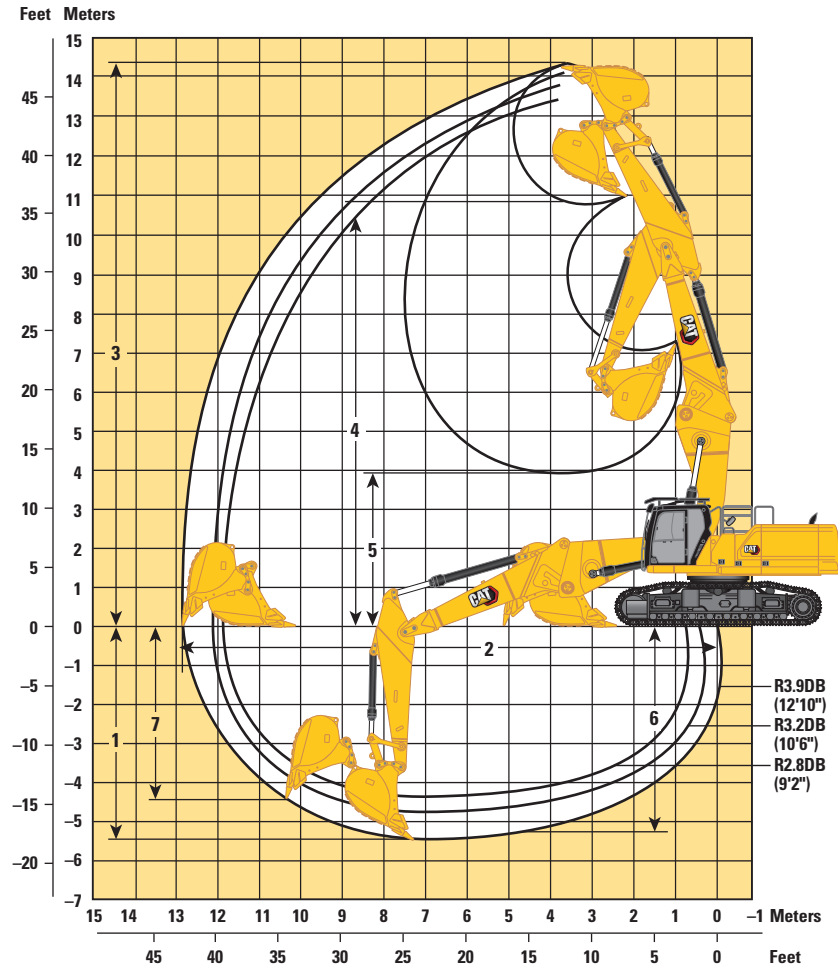
Over-the-Side:

1 Maximum Pin Height at Stick Nose	12 580 mm	41'3"	11 950 mm	39'2"	11 730 mm	38'6"
2 Maximum Reach at Stick Nose	11 320 mm	37'2"	10 620 mm	34'10"	10 260 mm	33'8"
3 Maximum Height at Stick Nose in Maximum Reach Position	2130 mm	7'0"	2130 mm	7'0"	2130 mm	7'0"
Maximum Weight at Stick Nose	3400 kg	7,500 lb	3400 kg	7,500 lb	3400 kg	7,500 lb

340 UHD Hydraulic Excavator Specifications

Working Ranges and Forces

All dimensions are approximate and may vary depending on bucket selection.



Boom Option

Retrofit Boom Straight Position

Stick Options

Retrofit Stick

R3.9DB (12'10")

R3.2DB (10'6")

R2.8DB (9'2")

Undercarriage Option

Fixed Gauge

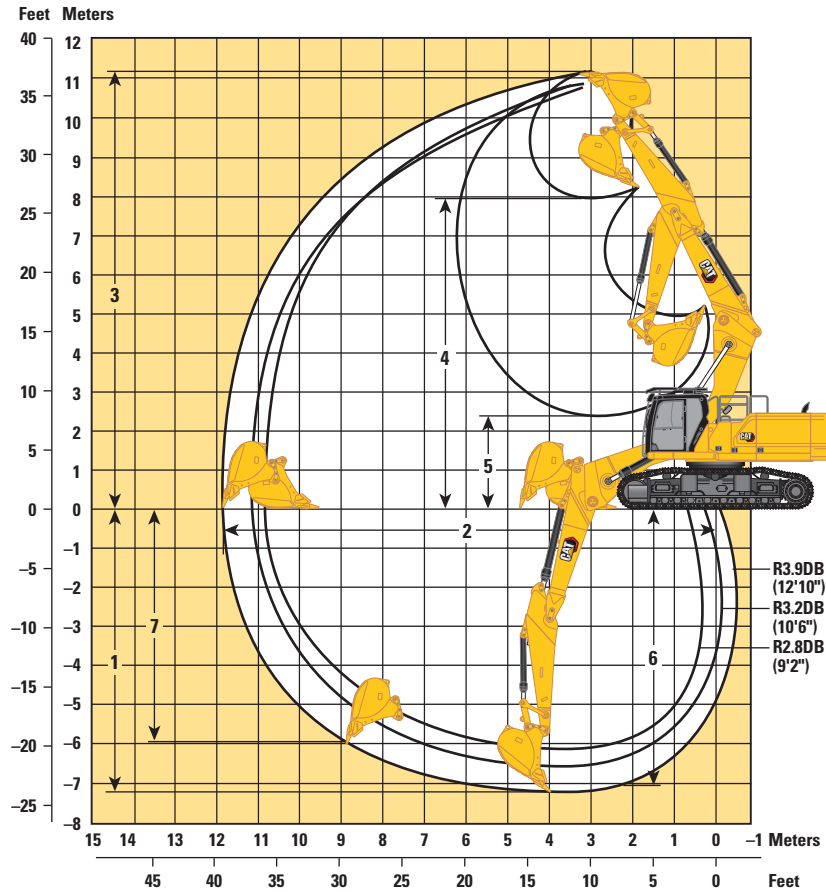
1 Maximum Digging Depth	5430 mm	17'10"	4730 mm	15'6"	4330 mm	14'2"
2 Maximum Reach at Ground Line	12 870 mm	42'3"	12 160 mm	39'11"	11 820 mm	38'9"
3 Maximum Cutting Height	14 330 mm	47'0"	13 700 mm	44'11"	13 490 mm	44'3"
4 Maximum Loading Height	10 810 mm	35'6"	10 190 mm	33'5"	9970 mm	32'9"
5 Minimum Loading Height	3970 mm	13'0"	4610 mm	15'1"	5120 mm	16'10"
6 Maximum Depth Cut for 2440 mm (8'0") Level Bottom	5300 mm	17'5"	4580 mm	15'0"	4160 mm	13'8"
7 Maximum Vertical Wall Digging Depth	4410 mm	14'6"	3770 mm	12'4"	3400 mm	11'2"
Bucket Digging Force (ISO)	210 kN	47,160 lbf	210 kN	47,160 lbf	210 kN	47,160 lbf
Stick Digging Force (ISO)	144 kN	32,440 lbf	166 kN	37,300 lbf	185 kN	41,500 lbf
Bucket Type	GD		GD**		GD	
Bucket Capacity	2.27 m ³	2.97 yd ³	2.27 m ³	2.97 yd ³	2.27 m ³	2.97 yd ³
Bucket Tip Radius	1762 mm	5'9"	1762 mm	5'9"	1762 mm	5'9"

**Same working ranges with 1.50 m³ (1.96 yd³) GD bucket. Bucket tip radius 1684 mm (5'6").

340 UHD Hydraulic Excavator Specifications

Working Ranges and Forces

All dimensions are approximate and may vary depending on bucket selection.



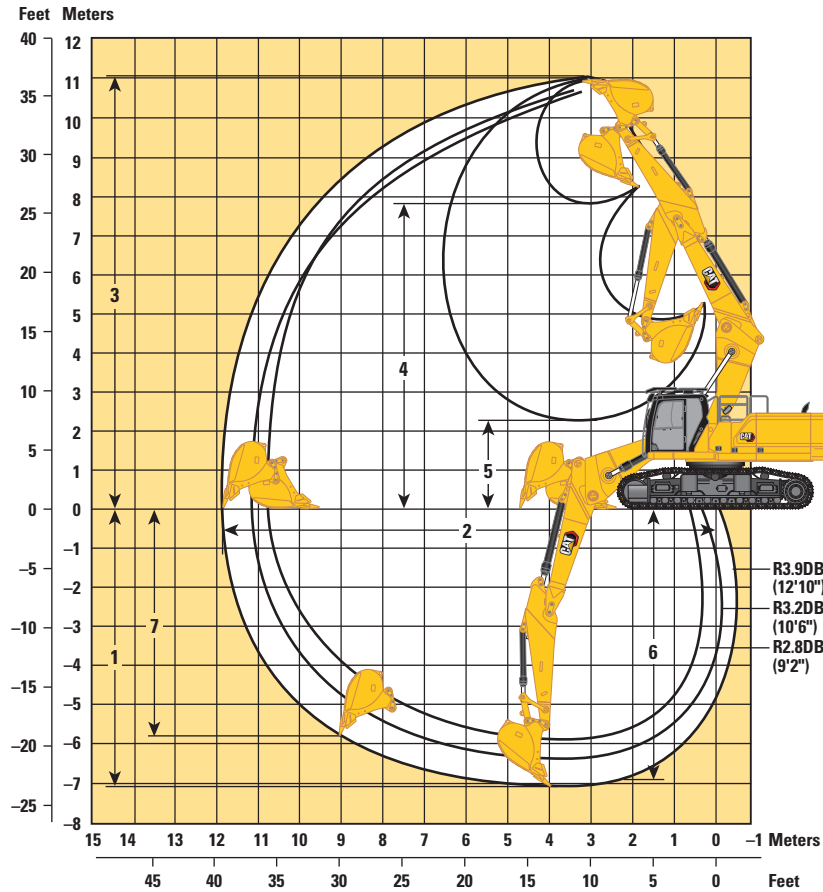
Boom Option	Retrofit Boom Bent Position					
	R3.9DB (12'10")		R3.2DB (10'6")		R2.8DB (9'2")	
Stick Options	Retrofit Stick					
	R3.9DB (12'10")		R3.2DB (10'6")		R2.8DB (9'2")	
Undercarriage Option	Hydraulic Variable Gauge					
	GD		GD**		GD	
1 Maximum Digging Depth	7220 mm	23'8"	6520 mm	21'5"	6120 mm	20'1"
2 Maximum Reach at Ground Line	11 880 mm	39'0"	11 180 mm	36'8"	10 890 mm	35'9"
3 Maximum Cutting Height	11 190 mm	36'9"	10 790 mm	35'5"	10 860 mm	35'8"
4 Maximum Loading Height	7980 mm	26'2"	7600 mm	24'11"	7610 mm	25'0"
5 Minimum Loading Height	2480 mm	8'2"	3180 mm	10'5"	3580 mm	11'9"
6 Maximum Depth Cut for 2440 mm (8'0") Level Bottom	7080 mm	23'3"	6360 mm	20'10"	5950 mm	19'6"
7 Maximum Vertical Wall Digging Depth	5980 mm	19'7"	5160 mm	16'11"	5150 mm	16'11"
Bucket Digging Force (ISO)	210 kN	47,160 lbf	210 kN	47,160 lbf	210 kN	47,160 lbf
Stick Digging Force (ISO)	144 kN	32,440 lbf	166 kN	37,300 lbf	185 kN	41,500 lbf
Bucket Type	GD		GD**		GD	
Bucket Capacity	2.27 m ³	2.97 yd ³	2.27 m ³	2.97 yd ³	2.27 m ³	2.97 yd ³
Bucket Tip Radius	1762 mm	5'9"	1762 mm	5'9"	1762 mm	5'9"

**Same working ranges with 1.50 m³ (1.96 yd³) GD bucket. Bucket tip radius 1684 mm (5'6").

340 UHD Hydraulic Excavator Specifications

Working Ranges and Forces

All dimensions are approximate and may vary depending on bucket selection.



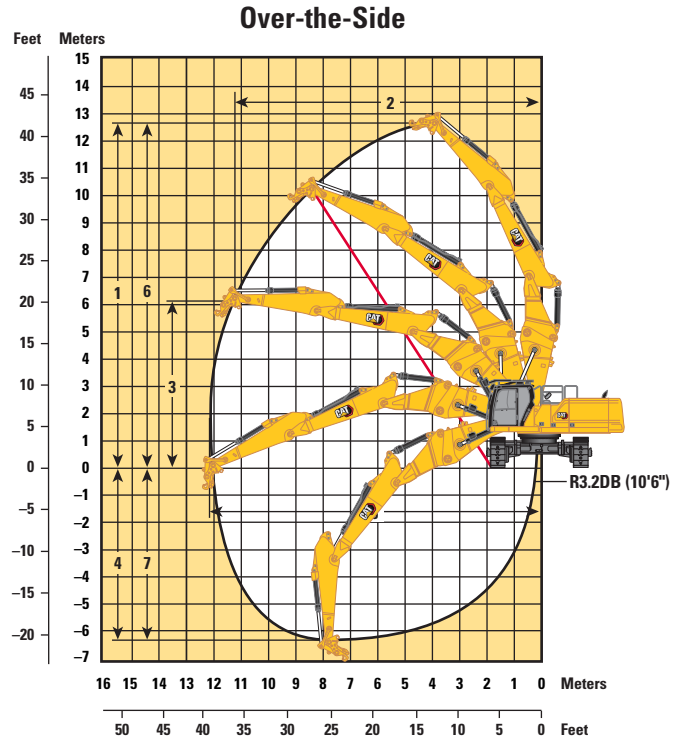
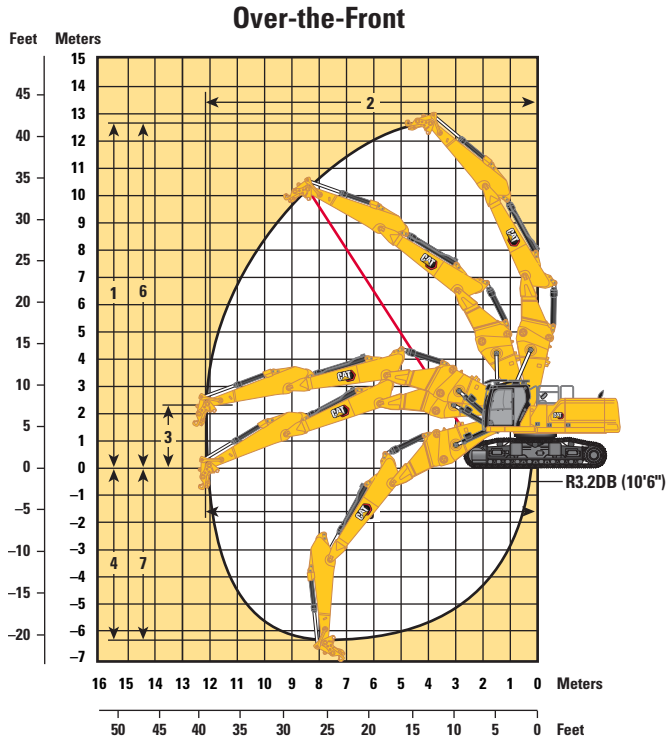
Boom Option	Retrofit Boom Bent Position					
	R3.9DB (12'10")		R3.2DB (10'6")		R2.8DB (9'2")	
Stick Options	Retrofit Stick					
	R3.9DB (12'10")		R3.2DB (10'6")		R2.8DB (9'2")	
Undercarriage Option	Fixed Gauge					
	GD		GD**		GD	
1 Maximum Digging Depth	7040 mm	23'1"	6340 mm	20'10"	5940 mm	19'6"
2 Maximum Reach at Ground Line	11 880 mm	39'0"	11 180 mm	36'8"	10 890 mm	35'9"
3 Maximum Cutting Height	11 010 mm	36'1"	10 610 mm	34'10"	10 680 mm	35'0"
4 Maximum Loading Height	7800 mm	25'7"	7420 mm	24'4"	7430 mm	24'5"
5 Minimum Loading Height	2300 mm	7'7"	3000 mm	9'10"	3400 mm	11'2"
6 Maximum Depth Cut for 2440 mm (8'0") Level Bottom	6900 mm	22'8"	6180 mm	20'3"	5770 mm	18'11"
7 Maximum Vertical Wall Digging Depth	5800 mm	19'0"	4980 mm	16'4"	4970 mm	16'4"
Bucket Digging Force (ISO)	210 kN	47,160 lbf	210 kN	47,160 lbf	210 kN	47,160 lbf
Stick Digging Force (ISO)	144 kN	32,440 lbf	166 kN	37,300 lbf	185 kN	41,500 lbf
Bucket Type	GD		GD**		GD	
Bucket Capacity	2.27 m ³	2.97 yd ³	2.27 m ³	2.97 yd ³	2.27 m ³	2.97 yd ³
Bucket Tip Radius	1762 mm	5'9"	1762 mm	5'9"	1762 mm	5'9"

**Same working ranges with 1.50 m³ (1.96 yd³) GD bucket. Bucket tip radius 1684 mm (5'6").

340 UHD Hydraulic Excavator Specifications

Working Ranges and Forces

All dimensions are approximate and may vary depending on bucket selection.



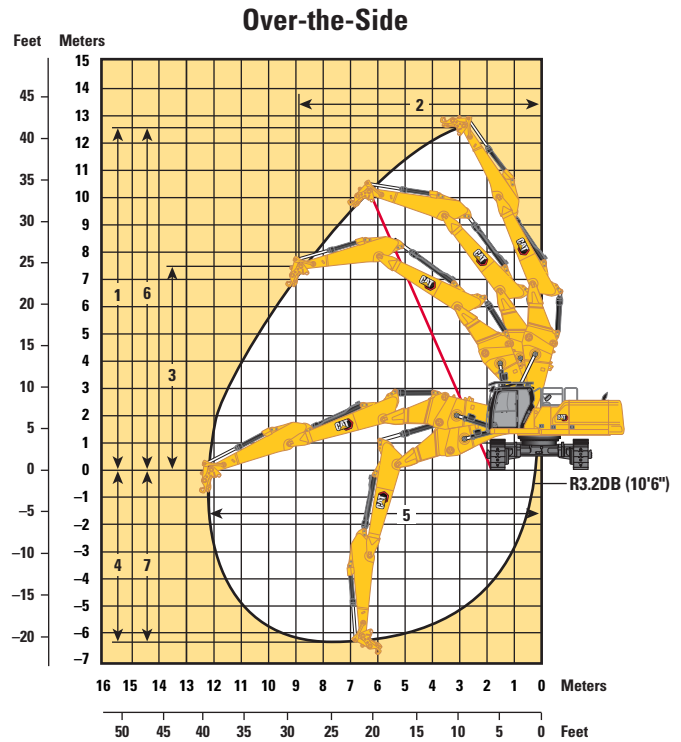
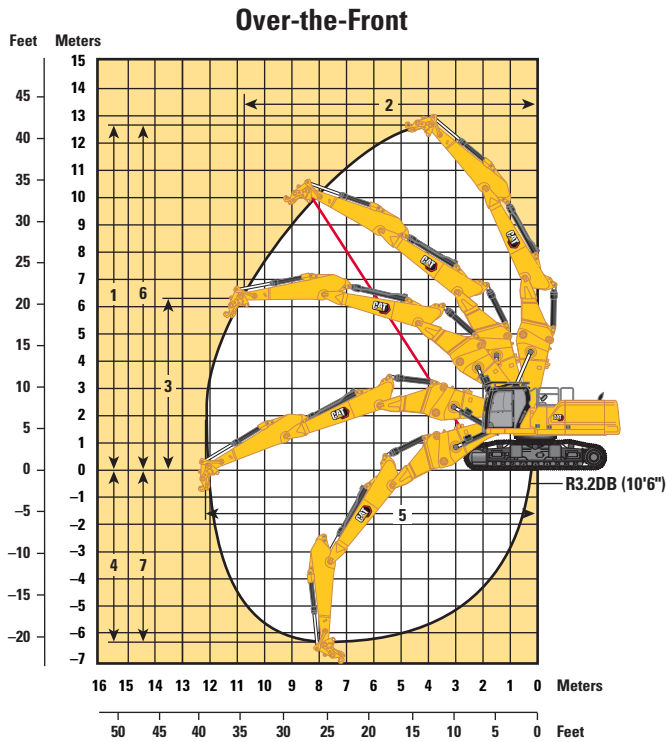
Boom Option	Two-Piece Retrofit Boom	
Stick Option	R3.2DB (10'6")	
Undercarriage Options	Hydraulic Variable Gauge	
Over-the-Front:		
1 Maximum Pin Height at Stick Nose	12 640 mm	41'6"
2 Maximum Reach at Stick Nose	12 200 mm	40'0"
3 Maximum Height at Stick Nose in Maximum Reach Position	2310 mm	7'7"
Maximum Weight at Stick Nose	4500 kg	9,920 lb
Over-the-Side:		
1 Maximum Pin Height at Stick Nose	12 640 mm	41'6"
2 Maximum Reach at Stick Nose	11 230 mm	36'10"
3 Maximum Height at Stick Nose in Maximum Reach Position	6130 mm	20'1"
Maximum Weight at Stick Nose	4500 kg	9,920 lb
4 Maximum Vertical Depth at Stick Nose (without work tool)	6290 mm	20'8"
5 Maximum Reach at Ground Line of Stick Nose (without work tool)	12 200 mm	40'0"
6 Maximum Pin Height at Stick Nose (without work tool)	12 640 mm	41'6"
7 Maximum Vertical Wall Digging Depth	6290 mm	20'8"
Bucket Digging Force (ISO)	210 kN	47,160 lbf
Stick Digging Force (ISO)	166 kN	37,300 lbf
Bucket Type	GD**	
Bucket Capacity	2.27 m ³	2.97 yd ³
Bucket Tip Radius	1762 mm	5'9"

**Same working ranges with 1.50 m³ (1.96 yd³) GD bucket. Bucket tip radius 1684 mm (5'6").

340 UHD Hydraulic Excavator Specifications

Working Ranges and Forces

All dimensions are approximate and may vary depending on bucket selection.



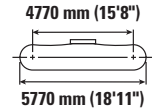
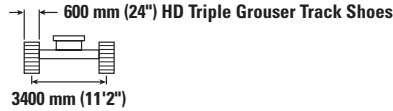
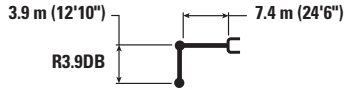
Boom Option	Two-Piece Retrofit Boom	
Stick Option	R3.2DB (10'6")	
Undercarriage Options	Fixed Gauge	
Over-the-Front:		
1 Maximum Pin Height at Stick Nose	12 460 mm	40'11"
2 Maximum Reach at Stick Nose	10 870 mm	35'8"
3 Maximum Height at Stick Nose in Maximum Reach Position	6310 mm	20'8"
Maximum Weight at Stick Nose	4500 kg	9,920 lb
Over-the-Side:		
1 Maximum Pin Height at Stick Nose	12 460 mm	40'11"
2 Maximum Reach at Stick Nose	8950 mm	29'4"
3 Maximum Height at Stick Nose in Maximum Reach Position	7670 mm	25'2"
Maximum Weight at Stick Nose	4500 kg	9,920 lb
4 Maximum Vertical Depth at Stick Nose (without work tool)	6470 mm	21'3"
5 Maximum Reach at Ground Line of Stick Nose (without work tool)	12 200 mm	40'0"
6 Maximum Pin Height at Stick Nose (without work tool)	12 460 mm	40'11"
7 Maximum Vertical Wall Digging Depth	6470 mm	21'3"
Bucket Digging Force (ISO)	210 kN	47,160 lbf
Stick Digging Force (ISO)	166 kN	37,300 lbf
Bucket Type	GD**	
Bucket Capacity	2.27 m ³	2.97 yd ³
Bucket Tip Radius	1762 mm	5'9"

**Same working ranges with 1.50 m³ (1.96 yd³) GD bucket. Bucket tip radius 1684 mm (5'6").

340 UHD Hydraulic Excavator Specifications

Retrofit Boom (straight position) – with Bucket Linkages, without Bucket, Heavy Lift: On

Hydraulic Variable Gauge Undercarriage



		4500 mm/15'0"		6000 mm/20'0"		7500 mm/25'0"		9000 mm/30'0"		10 500 mm/35'0"		mm		ft/in
12 000 mm 40'0"	kg lb											*8300 *19,100	*8300 *19,100	5780 17'09"
10 500 mm 35'0"	kg lb			*9950 *21,950	*9950 *21,950	*8200 *8200	*8200 *8200					*6800 *15,200	*6800 *15,200	7790 24'11"
9000 mm 30'0"	kg lb			*9500 *21,000	*9500 *21,000	*9650 *21,050	*9650 *21,050	*6950 *6950	*6950 *6950			*6100 *13,500	*6100 *13,500	9120 29'06"
7500 mm 25'0"	kg lb			*9600 *21,100	*9600 *21,100	*10 100 *22,100	*10 100 *22,100	*9450 *20,050	*9450 *20,050			*6750 *12,700	*6750 *12,700	10 060 32'09"
6000 mm 20'0"	kg lb	*11 050 *23,550	*11 050 *23,550	*11 450 *24,800	*11 450 *24,800	*11 400 *24,800	*11 400 *24,800	*10 600 *23,000	10 400 *22,300	*7150 *12,300	*7150 *12,300	*5600 *12,300	*5600 *12,300	10 710 35'00"
4500 mm 15'0"	kg lb	*20 850 *44,900	*20 850 *44,900	*15 650 *33,800	*15 650 *33,800	*12 750 *27,650	*12 750 *27,650	*10 950 *23,750	10 100 21,750	*9250 *18,700	7950 17,050	*5550 *12,200	*5550 *12,200	11 110 36'04"
3000 mm 10'0"	kg lb			*17 000 *36,700	*17 000 *36,700	*13 500 *29,200	12 800 27,600	11 300 *24,450	9800 21,150	*9700 *21,000	7800 16,750	*5650 *12,450	*5650 *12,450	11 300 37'00"
1500 mm 5'0"	kg lb			*17 700 *38,300	16 950 36,500	*13 900 *30,100	12 350 26,600	*11 450 *24,800	9550 20,550	*9600 *20,750	7650 16,500	*5900 *12,900	*5900 *12,900	11 290 37'00"
0 mm 0'0"	kg lb	*9650 *22,550	*9650 *22,550	*17 450 *37,850	16 500 35,550	*13 800 *29,950	12 050 25,900	*11 300 *24,350	9350 20,150	*9200 *19,700	7550 16,300	*6250 *13,750	*6250 *13,750	11 070 36'03"
-1500 mm -5'0"	kg lb	*14 100 *32,400	*14 100 *32,400	*16 300 *35,350	*16 300 *35,250	*13 100 *28,300	11 900 25,600	*10 600 *22,750	9250 19,950	*8050 17,700	7600 16,700	*6850 *15,050	*6850 *15,050	10 640 34'10"
-3000 mm -10'0"	kg lb			*14 200 *30,700	*14 200 *30,700	*11 550 *24,800	*11 550 *24,800	*9000 *19,150	*9000 *19,150			*7750 *17,200	*7750 *17,200	9640 31'05"



ISO 10567:2007



* Indicates that the load is limited by hydraulic lifting capacity rather than tipping load. The above loads are in compliance with hydraulic excavator lift capacity standard ISO 10567:2007. They do not exceed 87% of hydraulic lifting capacity or 75% of tipping load. Weight of all lifting accessories must be deducted from the above lifting capacities. Lifting capacities are based on the machine standing on a firm, uniform supporting surface. The use of a work tool attachment point to handle/lift objects, could affect the machine lift performance.

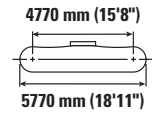
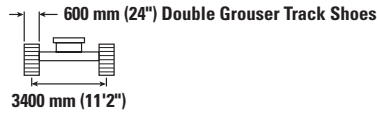
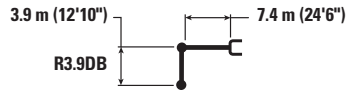
Lift capacity stays with ±5% for all available track shoes.

Always refer to the appropriate Operation and Maintenance Manual for specific product information.

340 UHD Hydraulic Excavator Specifications

Retrofit Boom (straight position) – with Bucket Linkages, without Bucket, Heavy Lift: On

Hydraulic Variable Gauge Undercarriage



Boom Length	Unit	4500 mm/15'0"		6000 mm/20'0"		7500 mm/25'0"		9000 mm/30'0"		10 500 mm/35'0"		mm		ft/in
		kg	lb	kg	lb	kg	lb	kg	lb	kg	lb	kg	lb	
12 000 mm 40'0"	kg lb											*8300 *19,100	*8300 *19,100	5780 17'09"
10 500 mm 35'0"	kg lb			*9950 *21,950	*9950 *21,950	*8200 *8200	*8200 *8200					*6800 *15,200	*6800 *15,200	7790 24'11"
9000 mm 30'0"	kg lb			*9500 *21,000	*9500 *21,000	*9650 *21,050	*9650 *21,050	*6950 *6950	*6950 *6950			*6100 *13,500	*6100 *13,500	9120 29'06"
7500 mm 25'0"	kg lb			*9600 *21,100	*9600 *21,100	10 100 *22,100	10 100 *22,100	*9450 *20,050	*9450 *20,050			*5750 *12,700	*5750 *12,700	10 060 32'09"
6000 mm 20'0"	kg lb	*11 050 *23,550	*11 050 *23,550	*11 450 *24,800	*11 450 *24,800	*11 400 *24,800	*11 400 *24,800	*10 600 *23,000	10 400 22,350	*7150 *12,300	*7150 *12,300	*5600 *12,300	*5600 *12,300	10 710 35'00"
4500 mm 15'0"	kg lb	*20 850 *44,900	*20 850 *44,900	*15 650 *33,800	*15 650 *33,800	*12 750 *27,650	*12 750 *27,650	*10 950 *23,750	10 150 21,800	*9250 *18,700	7950 17,100	*5550 *12,200	*5550 *12,200	11 110 36'04"
3000 mm 10'0"	kg lb			*17 000 *36,700	*17 000 *36,700	*13 500 *29,200	*12 850 27,650	*11 300 *24,450	9850 21,150	*9700 *21,000	7800 16,800	*5650 *12,450	*5650 *12,450	11 300 37'00"
1500 mm 5'0"	kg lb			*17 700 *38,300	17 000 36,600	*13 900 *30,100	12 350 26,650	*11 450 *24,800	9550 20,600	*9600 *20,750	7700 16,500	*5900 *12,900	*5900 *12,900	11 290 37'00"
0 mm 0'0"	kg lb	*9650 *22,550	*9650 *22,550	*17 450 *37,850	16 550 35,650	*13 800 *29,950	12 050 25,950	*11 300 *24,350	9350 20,200	*9200 *19,700	7600 16,350	*6250 *13,750	*6250 *13,750	11 070 36'03"
-1500 mm -5'0"	kg lb	*14 100 *32,400	*14 100 *32,400	*16 300 *35,350	*16 300 35,300	13100 *28,300	11 900 25,650	*10 600 *22,750	9300 20,000	*8050 *8050	7600	*6850 *15,050	*6850 *15,050	10 640 34'10"
-3000 mm -10'0"	kg lb			*14 200 *30,700	*14 200 *30,700	*11 550 *24,800	*11 550 *24,800	*9000 *19,150	*9000 *19,150			*7750 *17,200	*7750 *17,200	9640 31'05"



ISO 10567:2007



* Indicates that the load is limited by hydraulic lifting capacity rather than tipping load. The above loads are in compliance with hydraulic excavator lift capacity standard ISO 10567:2007. They do not exceed 87% of hydraulic lifting capacity or 75% of tipping load. Weight of all lifting accessories must be deducted from the above lifting capacities. Lifting capacities are based on the machine standing on a firm, uniform supporting surface. The use of a work tool attachment point to handle/lift objects, could affect the machine lift performance.

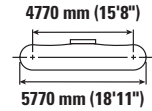
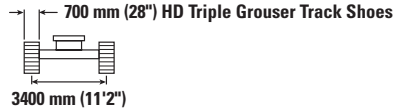
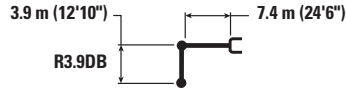
Lift capacity stays with ±5% for all available track shoes.

Always refer to the appropriate Operation and Maintenance Manual for specific product information.

340 UHD Hydraulic Excavator Specifications

Retrofit Boom (straight position) – with Bucket Linkages, without Bucket, Heavy Lift: On

Hydraulic Variable Gauge Undercarriage



		4500 mm/15'0"		6000 mm/20'0"		7500 mm/25'0"		9000 mm/30'0"		10 500 mm/35'0"		mm		ft/in
		kg	lb	kg	lb	kg	lb	kg	lb	kg	lb	kg	lb	
12 000 mm 40'0"	kg lb											*8300 *19,100	*8300 *19,100	5780 17'09"
10 500 mm 35'0"	kg lb			*9950 *21,950	*9950 *21,950	*8200 *8200	*8200 *8200					*6800 *15,200	*6800 *15,200	7790 24'11"
9000 mm 30'0"	kg lb			*9500 *21,000	*9500 *21,000	*9650 *21,050	*9650 *21,050	*6950 *6950	*6950 *6950			*6100 *13,500	*6100 *13,500	9120 29'06"
7500 mm 25'0"	kg lb			*9600 *21,100	*9600 *21,100	*10 100 *22,100	*10 100 *22,100	*9450 *20,050	*9450 *20,050			*6750 *12,700	*6750 *12,700	10 060 32'09"
6000 mm 20'0"	kg lb	*11 050 *23,550	*11 050 *23,550	*11 450 *24,800	*11 450 *24,800	*11 400 *24,800	*11 400 *24,800	*10 600 *23,000	10 500 22,550	*7150 *12,300	*7150 *12,300	*5600 *12,300	*5600 *12,300	10 710 35'00"
4500 mm 15'0"	kg lb	*20 850 *44,900	*20 850 *44,900	*15 650 *33,800	*15 650 *33,800	*12 750 *27,650	*12 750 *27,650	*10 950 *23,750	10 200 22,000	*9250 *18,700	8050 17,250	*5550 *12,200	*5550 *12,200	11 110 36'04"
3000 mm 10'0"	kg lb			*17 000 *36,700	*17 000 *36,700	*13 500 *29,200	12 950 27,850	*11 300 *24,450	9900 21,350	*9700 *21,000	7900 16,950	*5650 *12,450	*5650 *12,450	11 300 37'00"
1500 mm 5'0"	kg lb			*17 700 *38,300	17 150 36,900	*13 900 *30,100	12 450 26,850	*11 450 *24,800	9650 20,750	*9600 *20,750	7750 16,650	*5900 *12,900	*5900 *12,900	11 290 37'00"
0 mm 0'0"	kg lb	*9650 *22,550	*9650 *22,550	*17 450 *37,850	16 700 35,950	*13 800 *29,950	12 150 26,200	*11 300 *24,350	9450 20,350	*9200 *19,700	7650 16,500	*6250 *13,750	*6250 *13,750	11 070 36'03"
-1500 mm -5'0"	kg lb	*14 100 *32,400	*14 100 *32,400	*16 300 *35,350	*16 300 *35,350	*13 100 *28,300	12 000 25,900	*10 600 *22,750	9350 20,200	*8050 *8050	7650	*6850 *15,050	*6850 *15,050	10 640 34'10"
-3000 mm -10'0"	kg lb			*14 200 *30,700	*14 200 *30,700	*11 550 *24,800	*11 550 *24,800	*9000 *19,150	*9000 *19,150			*7750 *17,200	*7750 *17,200	9640 31'05"



ISO 10567:2007



* Indicates that the load is limited by hydraulic lifting capacity rather than tipping load. The above loads are in compliance with hydraulic excavator lift capacity standard ISO 10567:2007. They do not exceed 87% of hydraulic lifting capacity or 75% of tipping load. Weight of all lifting accessories must be deducted from the above lifting capacities. Lifting capacities are based on the machine standing on a firm, uniform supporting surface. The use of a work tool attachment point to handle/lift objects, could affect the machine lift performance.

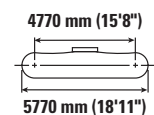
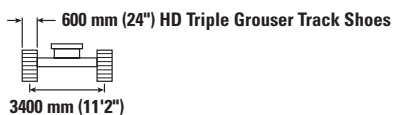
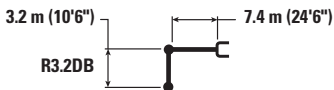
Lift capacity stays with ±5% for all available track shoes.



Always refer to the appropriate Operation and Maintenance Manual for specific product information.

340 UHD Hydraulic Excavator Specifications

Retrofit Boom (straight position) – with Bucket Linkages, without Bucket, Heavy Lift: On

Hydraulic Variable Gauge Undercarriage



	4500 mm/15'0"		6000 mm/20'0"		7500 mm/25'0"		9000 mm/30'0"		10 500 mm/35'0"				mm ft/in	
	kg lb	kg lb	kg lb	kg lb	kg lb	kg lb	kg lb	kg lb	kg lb	kg lb	kg lb	kg lb		
12 000 mm 40'0"	kg lb											*11 700 *11 700	4210	
10 500 mm 35'0"	kg lb		*11 750 *24 450	*11 750 *24 450								*8850 *19,900	*8850 *19,900	6720 21'03"
9000 mm 30'0"	kg lb		*12 150 *26,800	*12 150 *26,800	*11 250 *23,450	*11 250 *23,450						*7850 *17,400	*7850 *17,400	8230 26'07"
7500 mm 25'0"	kg lb	*11 800 *25,850	*11 800 *25,850	*12 750 27,950	*12 750 27,950	*12 200 *26,500	*12 200 *26,500	*9500 *17,350	*9500 *17,350			*7350 *16,250	*7350 *16,250	9260 30'01"
6000 mm 20'0"	kg lb	*19 400 *41,250	*19 400 *41,250	*15 100 32,700	*15 100 32,700	*12 700 *27,500	*12 700 *27,500	*11 100 *24,150	10 300 22,100			*7150 *15,750	*7150 *15,750	9960 32'06"
4500 mm 15'0"	kg lb			*16 500 *35,650	*16 500 *35,650	*13 350 28,900	13200 28,450	*11 350 *24,650	10 050 21,650			*7150 *15,700	*7150 *15,700	10 390 34'00"
3000 mm 10'0"	kg lb			*17 600 *38,100	17 500 37,700	*13 900 *30,150	12700 27,400	*11 600 *25,100	9800 21,100	*8650	7800	*7300 *16,050	*7300 *16,050	10 600 34'08"
1500 mm 5'0"	kg lb			*17 900 *38,750	16 850 36,350	*14 100 *30,600	12350 26,550	*11 600 *25,050	9550 20,600	*9000	7750	*7650 *16,850	7650 16,850	10 580 34'08"
0 mm 0'0"	kg lb			*17 150 *37,250	16 600 35,700	*13 750 *29,800	12100 26,050	*11 150 *24,100	9450 20,350			*8250 *18,100	7850 *17,300	10 350 33'11"
-1500 mm -5'0"	kg lb	*15 000 *34,650	*15 000 *34,650	*15 550 *33,750	*15 550 *33,750	*12 650 *27,350	12050 25 950	*10 100 *21,600	9400 20,300			*8200 *18,050	*8200 *18,050	9890 32'04"
-3000 mm -10'0"	kg lb					*10 600 *22,700	*10 600 *22,700					*9600 *21,650	*9600 *21,650	8100 25'10"



ISO 10567:2007



* Indicates that the load is limited by hydraulic lifting capacity rather than tipping load. The above loads are in compliance with hydraulic excavator lift capacity standard ISO 10567:2007. They do not exceed 87% of hydraulic lifting capacity or 75% of tipping load. Weight of all lifting accessories must be deducted from the above lifting capacities. Lifting capacities are based on the machine standing on a firm, uniform supporting surface. The use of a work tool attachment point to handle/lift objects, could affect the machine lift performance.

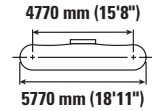
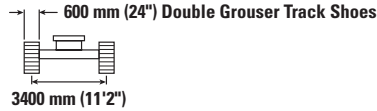
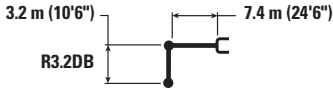
Lift capacity stays with ±5% for all available track shoes.

Always refer to the appropriate Operation and Maintenance Manual for specific product information.

340 UHD Hydraulic Excavator Specifications

Retrofit Boom (straight position) – with Bucket Linkages, without Bucket, Heavy Lift: On

Hydraulic Variable Gauge Undercarriage



Boom Length	Unit	4500 mm/15'0"		6000 mm/20'0"		7500 mm/25'0"		9000 mm/30'0"		10 500 mm/35'0"		mm ft/in		
		kg lb	kg lb	kg lb	kg lb	kg lb	kg lb	kg lb	kg lb	kg lb	kg lb	kg lb	mm ft/in	
12 000 mm 40'0"	kg lb											*11 700 *11 700	4210	
10 500 mm 35'0"	kg lb			*11 750 *24,450	*11 750 *24,450							*8850 *19,900	*8850 *19,900	6720 21'03"
9000 mm 30'0"	kg lb			*12 150 *26,800	*12 150 *26,800	*11 250 *23,450	*11 250 *23,450					*7850 *17,400	*7850 *17,400	8230 26'07"
7500 mm 25'0"	kg lb	*11 800 *25,850	*11 800 *25,850	*12 750 *27,950	*12 750 *27,950	*12 200 *26,500	*12 200 *26,500	*9500 *17,350	*9500 *17,350			*7350 *16,250	*7350 *16,250	9260 30'01"
6000 mm 20'0"	kg lb	*19 400 *41,250	*19 400 *41,250	*15 100 *32,700	*15 100 *32,700	*12 700 *27,500	*12 700 *27,500	*11 100 *24,150	10 300 22,150			*7150 *15,750	*7150 *15,750	9960 32'06"
4500 mm 15'0"	kg lb			*16 500 *35,650	*16 500 *35,650	*13 350 *28,900	13 250 28,500	*11 350 *24,650	10 050 21,700			*7150 *15,700	*7150 *15,700	10 390 34'00"
3000 mm 10'0"	kg lb			*17 600 *38,100	17 550 *37,800	*13 900 *30,150	12 750 27,450	*11 600 *25,100	9800 21,150	*8650 7850		*7300 *16,050	*7300 *16,050	10 600 34'08"
1500 mm 5'0"	kg lb			*17 900 *38,750	16 900 36,450	*14 100 *30,600	12 350 26,600	*11 600 *25,050	9600 20,650	*9000 7750		*7650 *16,850	*7650 *16,850	10 580 34'08"
0 mm 0'0"	kg lb			*17 150 *37,250	16 650 35,800	*13 750 *29,800	12 150 26,100	*11 150 *24,100	9450 20,400			*8250 *18100	7850 *17300	10 350 33'11"
-1500 mm -5'0"	kg lb	*15 000 *34,650	*15 000 *34,650	*15 550 *33,750	*15 550 *33,750	*12 650 *27,350	12 050 26,000	*10 100 *21,600	9450 20,350			*8200 *18,050	*8200 *18,050	9890 32'04"
-3000 mm -10'0"	kg lb					*10 600 *22,700	*10 600 *22,700					*9600 *21,650	*9600 *21,650	8100 25'10"



ISO 10567:2007



* Indicates that the load is limited by hydraulic lifting capacity rather than tipping load. The above loads are in compliance with hydraulic excavator lift capacity standard ISO 10567:2007. They do not exceed 87% of hydraulic lifting capacity or 75% of tipping load. Weight of all lifting accessories must be deducted from the above lifting capacities. Lifting capacities are based on the machine standing on a firm, uniform supporting surface. The use of a work tool attachment point to handle/lift objects, could affect the machine lift performance.

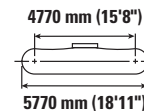
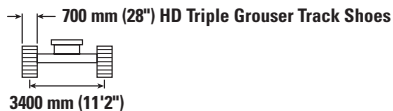
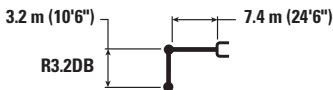
Lift capacity stays with ±5% for all available track shoes.



Always refer to the appropriate Operation and Maintenance Manual for specific product information.

340 UHD Hydraulic Excavator Specifications

Retrofit Boom (straight position) – with Bucket Linkages, without Bucket, Heavy Lift: On

Hydraulic Variable Gauge Undercarriage



	4500 mm/15'0"		6000 mm/20'0"		7500 mm/25'0"		9000 mm/30'0"		10 500 mm/35'0"				mm ft/in
	kg lb	kg lb	kg lb	kg lb	kg lb	kg lb	kg lb	kg lb	kg lb	kg lb	kg lb	kg lb	
12 000 mm 40'0"	kg lb											*11 700 *11 700	4210
10 500 mm 35'0"	kg lb		*11 750 *24,450	*11 750 *24,450							*8850 *19,900	*8850 *19,900	6720 21'03"
9000 mm 30'0"	kg lb		*12 150 *26,800	*12 150 *26,800	*11 250 *23,450	*11 250 *23,450					*7850 *17,400	*7850 *17,400	8230 26'07"
7500 mm 25'0"	kg lb	*11 800 *25,850	*11 800 *25,850	*12 750 *27,950	*12 750 *27,950	*12 200 *26,500	*12 200 *26,500	*9500 *17,350	*9500 *17,350		*7350 *16,250	*7350 *16,250	9260 30'01"
6000 mm 20'0"	kg lb	*19 400 *41,250	*19 400 *41,250	*15 100 *32,700	*15 100 *32,700	*12 700 *27,500	*12 700 *27,500	*11 100 *24,150	10 400 22,300		7150 *15,750	7150 *15,750	9960 32'06"
4500 mm 15'0"	kg lb			*16 500 *35,650	*16 500 *35,650	*13 350 *28,900	13 350 28,700	*11 350 *24,650	10150 21,850		*7150 *15,700	*7150 *15,700	10 390 34'00"
3000 mm 10'0"	kg lb			*17 600 *38,100	*17 600 *38,100	*13 900 *30,150	12 850 27,650	*11 600 *25,100	9900 21,300	*8650 7900	*7300 *16,050	*7300 *16,050	10 600 34'08"
1500 mm 5'0"	kg lb			*17 900 *38,750	17 050 36,700	*14 100 *30,600	12 450 26,850	*11 600 *25,050	9650 20,850	*9000 7800	*7650 *16,850	*7650 *16,850	10 580 34'08"
0 mm 0'0"	kg lb			*17 150 *37,250	16 750 36,100	*13 750 *29,800	12 250 26,350	*11 150 *24,100	9550 20,550		*8250 *18,100	7950 17,450	10 350 33'11"
-1500 mm -5'0"	kg lb	*15 000 *34,650	*15 000 *34,650	*15 550 *33,750	*15 550 *33,750	*12 650 *27,350	12 150 26,200	*10 100 *21,600	9500 20,550		*8200 *18,050	*8200 *18,050	9890 32'04"
-3000 mm -10'0"	kg lb					*10 600 *22,700	*10 600 *22,700				9600 *21,650	9600 *21,650	8100 25'10"



ISO 10567:2007



* Indicates that the load is limited by hydraulic lifting capacity rather than tipping load. The above loads are in compliance with hydraulic excavator lift capacity standard ISO 10567:2007. They do not exceed 87% of hydraulic lifting capacity or 75% of tipping load. Weight of all lifting accessories must be deducted from the above lifting capacities. Lifting capacities are based on the machine standing on a firm, uniform supporting surface. The use of a work tool attachment point to handle/lift objects, could affect the machine lift performance.

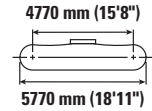
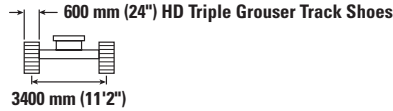
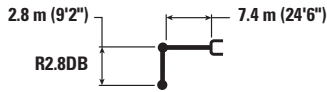
Lift capacity stays with ±5% for all available track shoes.












Always refer to the appropriate Operation and Maintenance Manual for specific product information.

340 UHD Hydraulic Excavator Specifications

Retrofit Boom (straight position) – with Bucket Linkages, without Bucket, Heavy Lift: On

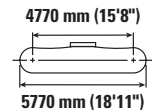
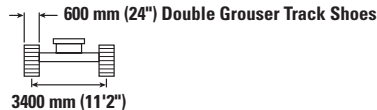
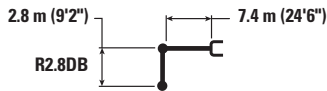
Hydraulic Variable Gauge Undercarriage

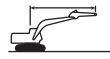












		4500 mm/15'0"		6000 mm/20'0"		7500 mm/25'0"		9000 mm/30'0"				mm ft/in
												
10 500 mm 35'0"	kg lb	*33,850	*33,850	*13 100	*13 100					*11 750 *26,500	*11 750 *26,500	6170 19'05"
9000 mm 30'0"	kg lb			*14 050 *30,750	*14 050 *30,750	*12 550 *23,700	*12 550 *23,700			*10 100 *22,450	*10 100 *22,450	7800 25'01"
7500 mm 25'0"	kg lb	*13 650 *29,850	*13 650 *29,850	*14 550 *31,550	*14 550 *31,550	*12 600 *27,450	*12 600 *27,450			*9350 *20,650	*9350 *20,650	8880 28'10"
6000 mm 20'0"	kg lb	*20 300 *43,650	*20 300 *43,650	*15 650 *33,800	*15 650 *33,800	*13 050 *28,300	*13 050 *28,300	*11 400 *24,800	10 200 21,950	*9000 *19,850	*9000 *19,850	9600 31'04"
4500 mm 15'0"	kg lb			*16 950 *36,600	*16 950 *36,600	*13 650 *29,550	13 150 28,300	*11 600 *25,100	10 050 21,600	*8950 *19,650	8450 18,650	10 050 32'11"
3000 mm 10'0"	kg lb			*17 900 *38,700	17 400 37,450	*14 100 *30,550	12 700 27,350	*11 700 *25,400	9800 21,100	*9100 *19,950	8100 17,850	10 260 33'07"
1500 mm 5'0"	kg lb			*17 900 *38,800	16 850 36,300	*14 200 *30,700	12 350 26,600	*11 600 *25,100	9600 20,700	*9450 *20,800	8050 17,700	10 250 33'07"
0 mm 0'0"	kg lb			*16 850 *36,650	16 650 35,850	*13 650 *29,550	12 150 *26,200	*11 050 *23,750	9500 20,500	*9100 *20,000	8300 18,250	10 010 32'09"
-1500 mm -5'0"	kg lb			*14 950 *32,550	*14 950 *32,550	*12 300 *26,600	12 150 26,150	*9650 *20,450	9550 *20,450	*8250 *18,150	*8250 *18,150	9530 31'02"

Retrofit Boom (straight position) – with Bucket Linkages, without Bucket, Heavy Lift: On

Hydraulic Variable Gauge Undercarriage



		4500 mm/15'0"		6000 mm/20'0"		7500 mm/25'0"		9000 mm/30'0"				mm ft/in
												
10 500 mm 35'0"	kg lb	*33,850	*33,850	*13 100	*13 100					*11 750 *26,500	*11 750 *26,500	6170 19'05"
9000 mm 30'0"	kg lb			*14 050 *30,750	*14 050 *30,750	*12 550 *23,700	*12 550 *23,700			*10 100 *22,450	*10 100 *22,450	7800 25'01"
7500 mm 25'0"	kg lb	*13 650 *29,850	*13 650 *29,850	*14 550 *31,550	*14 550 *31,550	*12 600 *27,450	*12 600 *27,450			*9350 *20,650	*9350 *20,650	8880 28'10"
6000 mm 20'0"	kg lb	*20 300 *43,650	*20 300 *43,650	*15 650 *33,800	*15 650 *33,800	*13 050 *28,300	*13 050 *28,300	*11 400 *24,800	10 250 22,000	*9000 *19,850	*9000 *19,850	9600 31'04"
4500 mm 15'0"	kg lb			*16 950 *36,600	*16 950 *36,600	*13 650 *29,550	13 150 28,350	*11 600 *25,100	10 050 21,650	*8950 *19,650	8450 18,700	10 050 32'11"
3000 mm 10'0"	kg lb			*17 900 *38,700	17 400 37,550	*14 100 *30,550	12 700 27,400	*11 700 *25,400	9800 21,150	*9100 *19,950	8100 17,900	10 260 33'07"
1500 mm 5'0"	kg lb			*17 900 *38,800	16 900 36,400	*14 200 *30,700	12 350 26,650	*11 600 *25 100	9650 20,750	*9450 *20,800	8050 17,750	10 250 33'07"
0 mm 0'0"	kg lb			*16 850 *36,650	16 700 35,950	*13 650 *29,550	12 200 26,250	*11 050 *23,750	9550 20,550	*9100 *20,000	8300 18,300	10 010 32'09"
-1500 mm -5'0"	kg lb			*14 950 *32,550	*14 950 *32,550	*12 300 *26,600	12 150 26,200	*9650 *20,450	9550 *20,450	*8250 *18,150	*8250 *18,150	9530 31'02"



ISO 10567:2007



* Indicates that the load is limited by hydraulic lifting capacity rather than tipping load. The above loads are in compliance with hydraulic excavator lift capacity standard ISO 10567:2007. They do not exceed 87% of hydraulic lifting capacity or 75% of tipping load. Weight of all lifting accessories must be deducted from the above lifting capacities. Lifting capacities are based on the machine standing on a firm, uniform supporting surface. The use of a work tool attachment point to handle/lift objects, could affect the machine lift performance.

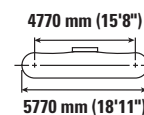
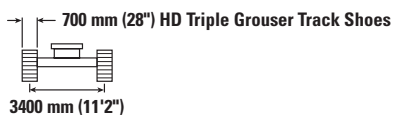
Lift capacity stays with ±5% for all available track shoes.












Always refer to the appropriate Operation and Maintenance Manual for specific product information.

340 UHD Hydraulic Excavator Specifications

Retrofit Boom (straight position) – with Bucket Linkages, without Bucket, Heavy Lift: On

Hydraulic Variable Gauge Undercarriage



		4500 mm/15'0"		6000 mm/20'0"		7500 mm/25'0"		9000 mm/30'0"				mm ft/in
												
10 500 mm 35'0"	kg lb	*33,850	*33,850	*13 100	*13 100					*11 750 *26,500	*11 750 *26,500	6170 19'05"
9000 mm 30'0"	kg lb			*14 050 *30,750	*14 050 *30,750	*12 550 *23,700	*12 550 *23,700			*10 100 *22,450	*10 100 *22,450	7800 25'01"
7500 mm 25'0"	kg lb	*13 650 *29,850	*13 650 *29,850	*14 550 *31,550	*14 550 *31,550	*12 600 *27,450	*12 600 *27,450			*9350 *20,650	*9350 *20,650	8880 28'10"
6000 mm 20'0"	kg lb	*20 300 *43,650	*20 300 *43,650	*15 650 *33,800	*15 650 *33,800	*13 050 *28,300	*13 050 *28,300	*11 400 *24,800	10 300 22,150	*9000 *19,850	*9000 *19,850	9600 31'04"
4500 mm 15'0"	kg lb			*16 950 *36,600	*16 950 *36,600	*13 650 *29,550	13 250 28,600	*11 600 *25,100	10 150 21,800	*8950 *19,650	8550 18,850	10 050 32'11"
3000 mm 10'0"	kg lb			*17 900 *38,700	17 550 *37,850	*14 100 *30,550	12 800 27,600	*11 700 *25,400	9900 21,300	*9100 *19,950	8200 18,050	10 260 33'07"
1500 mm 5'0"	kg lb			*17 900 *38,800	17 000 *36,650	*14 200 *30,700	12 450 26,850	*11 600 *25,100	9700 20,900	*9450 *20,800	8150 17,900	10 250 33'07"
0 mm 0'0"	kg lb			*16 850 *36,650	16 850 36,250	*13 650 *29,550	12 300 26,450	*11 050 *23,750	9600 20,700	*9100 *20,000	8400 18,450	10 010 32'09"
-1500 mm -5'0"	kg lb			*14 950 *32,550	*14 950 *32,550	*12 300 *26,600	12 250 26,450	*9650 *20,450	9650 *20,450	*8250 *18,150	*8250 *18,150	9530 31'02"



ISO 10567:2007



* Indicates that the load is limited by hydraulic lifting capacity rather than tipping load. The above loads are in compliance with hydraulic excavator lift capacity standard ISO 10567:2007. They do not exceed 87% of hydraulic lifting capacity or 75% of tipping load. Weight of all lifting accessories must be deducted from the above lifting capacities. Lifting capacities are based on the machine standing on a firm, uniform supporting surface. The use of a work tool attachment point to handle/lift objects, could affect the machine lift performance.

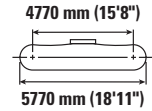
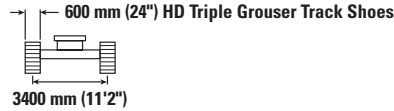
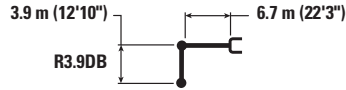
Lift capacity stays with ±5% for all available track shoes.

Always refer to the appropriate Operation and Maintenance Manual for specific product information.

340 UHD Hydraulic Excavator Specifications

Retrofit Boom (bent position) – with Bucket Linkages, without Bucket, Heavy Lift: On

Hydraulic Variable Gauge Undercarriage



		3000 mm/10'0"		4500 mm/15'0"		6000 mm/20'0"		7500 mm/25'0"		9000 mm/30'0"		mm ft/in		
9000 mm 30'0"	kg lb							*7450 *14,450	*7450 *14,450			*5950 *13,150	*5950 *13,150	7880 25'05"
7500 mm 25'0"	kg lb							*9050 *19,900	*9050 *19,900			*5650 *12,400	*5650 *12,400	8950 29'01"
6000 mm 20'0"	kg lb							*9650 *21,000	*9650 *21,000	*8600 *17,550	*8600 *17,550	*5550 *12,200	*5550 *12,200	9670 31'07"
4500 mm 15'0"	kg lb					*12 200 *26,400	*12 200 *26,400	*10 600 *23,050	*10 600 *23,050	*9700 *21,150	*9700 *21,150	*5650 *12,400	*5650 *12,400	10 120 33'01"
3000 mm 10'0"	kg lb			*19 500 *41,900	*19 500 *41,900	*14 350 *30,950	*14 350 *30,950	*11 800 *25,550	*11 800 *25,550	*10 350 *22,500	10 250 22,050	*5850 *12,900	*5850 *12,900	10 330 33'10"
1500 mm 5'0"	kg lb			*22 700 *49,000	*22 700 *49,000	*16 200 *35,050	*16 200 *35,050	*12 900 *27,950	*12 900 *27,950	*11 000 *23,850	9950 21,400	*6300 *13,800	*6300 *13,800	10 310 33'09"
0 mm 0'0"	kg lb	*8350 *18,900	*8350 *18,900	*21 200 *49,100	*21 200 *49,100	*17 450 *37,750	17 250 37,150	*13 750 *29,750	12 550 27,000	*11 450 *24,800	9700 20,900	*6950 *15,250	*6950 *15,250	10 070 33'00"
-1500 mm -5'0"	kg lb	*13 300 *29,950	*13 300 *29,950	*24 150 *52,400	*24 150 *52,400	*17 850 *38,700	16 900 36,400	*14 050 *30,450	12 300 26,450	*11 500 *24,900	9550 20,600	*8000 *17,650	*8000 *17,650	9590 31'05"
-3000 mm -10'0"	kg lb	*19 200 *43,400	*19 200 *43,400	*23 050 *49,950	*23 050 *49,950	*17 400 *37,650	16 850 36,200	*13 700 *29,550	12 200 26,350			*9850 *21,850	9800 21,700	8840 28'10"
-4500 mm -15'0"	kg lb			*20 600 *44,400	*20 600 *44,400	*15 700 *33,800	*15 700 *33,800	*12 000 *25,350	*12 000 *25,350			*11,450 *25,250	*11,450 *25,250	7710 25'00"



ISO 10567:2007



* Indicates that the load is limited by hydraulic lifting capacity rather than tipping load. The above loads are in compliance with hydraulic excavator lift capacity standard ISO 10567:2007. They do not exceed 87% of hydraulic lifting capacity or 75% of tipping load. Weight of all lifting accessories must be deducted from the above lifting capacities. Lifting capacities are based on the machine standing on a firm, uniform supporting surface. The use of a work tool attachment point to handle/lift objects, could affect the machine lift performance.

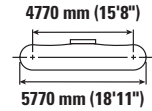
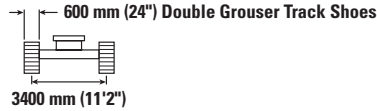
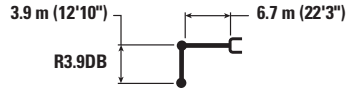
Lift capacity stays with ±5% for all available track shoes.















Always refer to the appropriate Operation and Maintenance Manual for specific product information.

340 UHD Hydraulic Excavator Specifications

Retrofit Boom (bent position) – with Bucket Linkages, without Bucket, Heavy Lift: On

Hydraulic Variable Gauge Undercarriage



	3000 mm/10'0"		4500 mm/15'0"		6000 mm/20'0"		7500 mm/25'0"		9000 mm/30'0"				mm ft/in	
														
9000 mm 30'0"	kg lb						*7450 *14,450	*7450 *14,450			*5950 *13,150	*5950 *13,150	7880 25'05"	
7500 mm 25'0"	kg lb						*9050 *19,900	*9050 *19,900			*5650 *12,400	*5650 *12,400	8950 29'01"	
6000 mm 20'0"	kg lb						*9650 *21,000	*9650 *21,000	*8600 *17,550	*8600 *17,550	*5550 *12,200	*5550 *12,200	9670 31'07"	
4500 mm 15'0"	kg lb				*12 200 *26,400	*12 200 *26,400	*10 600 *23,050	*10 600 *23,050	*9700 *21,150	*9700 *21,150	*5650 *12,400	*5650 *12,400	10 120 33'01"	
3000 mm 10'0"	kg lb		*19 500 *41,900	*19 500 *41,900	*14 350 *30,950	*14 350 *30,950	*11 800 *25,550	*11 800 *25,550	*10 350 *22,500	10 250 22,100	*5850 *12,900	*5850 *12,900	10 330 33'10"	
1500 mm 5'0"	kg lb		*22 700 *49,000	*22 700 *49,000	*16 200 *35,050	*16 200 *35,050	*12 900 *27,950	*12 900 *27,950	*11 000 *23,850	9950 21,450	*6300 *13,800	*6300 *13,800	10 310 33'09"	
0 mm 0'0"	kg lb	*8350 *18,900	*8350 *18,900	*21 200 *49,100	*21 200 *49,100	*17 450 *37,750	17 300 37,250	*13 750 *29,750	12 550 27 050	*11 450 *24,800	9700 20,900	*6950 *15,250	*6950 *15,250	10 070 33'00"
-1500 mm -5'0"	kg lb	*13 300 *29,950	*13 300 *29,950	*24 150 *52,400	*24 150 *52,400	*17 850 *38,700	16 950 36,500	*14 050 *30,450	12 300 26 550	*11 500 *24,900	9600 20,650	*8000 *17,650	*8000 *17,650	9590 31'05"
-3000 mm -10'0"	kg lb	*19 200 *43,400	*19 200 *43,400	*23 050 *49,950	*23 050 *49,950	*17 400 *37,650	16 850 36,300	*13 700 *29,550	12 250 26,400		*9850 *21,850	9850 21,750	8840 28'10"	
-4500 mm -15'0"	kg lb			*20 600 *44,400	*20 600 *44,400	*15 700 *33,800	*15 700 *33,800	*12 000 *25,350	*12 000 *25,350		*11 450 *25,250	*11 450 *25,250	7710 25'00"	



ISO 10567:2007



* Indicates that the load is limited by hydraulic lifting capacity rather than tipping load. The above loads are in compliance with hydraulic excavator lift capacity standard ISO 10567:2007. They do not exceed 87% of hydraulic lifting capacity or 75% of tipping load. Weight of all lifting accessories must be deducted from the above lifting capacities. Lifting capacities are based on the machine standing on a firm, uniform supporting surface. The use of a work tool attachment point to handle/lift objects, could affect the machine lift performance.

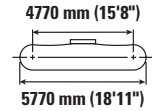
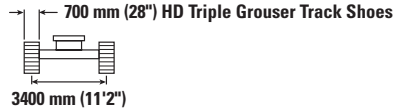
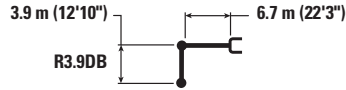
Lift capacity stays with ±5% for all available track shoes.



Always refer to the appropriate Operation and Maintenance Manual for specific product information.

340 UHD Hydraulic Excavator Specifications

Retrofit Boom (bent position) – with Bucket Linkages, without Bucket, Heavy Lift: On

Hydraulic Variable Gauge Undercarriage



	3000 mm/10'0"		4500 mm/15'0"		6000 mm/20'0"		7500 mm/25'0"		9000 mm/30'0"				mm ft/in	
	kg	lb	kg	lb	kg	lb	kg	lb	kg	lb	kg	lb		
9000 mm 30'0"	kg						*7450	*7450			*5950	*5950	7880	
	lb						*14,450	*14,450			*13,150	*13,150	25'05"	
7500 mm 25'0"	kg						*9050	*9050			*5650	*5650	8950	
	lb						*19,900	*19,900			*12,400	*12,400	29'01"	
6000 mm 20'0"	kg						*9650	*9650	*8600	*8600	*5550	*5550	9670	
	lb						*21,000	*21,000	*17,550	*17,550	*12,200	*12,200	31'07"	
4500 mm 15'0"	kg				*12 200	*12 200	*10 600	*10 600	*9700	*9700	*5650	*5650	10 120	
	lb				*26,400	*26,400	*23,050	*23,050	*21,150	*21,150	*12,400	*12,400	33'01"	
3000 mm 10'0"	kg		*19 500	*19 500	*14 350	*14 350	*11 800	*11 800	*10 350	*10,350	*5850	*5850	10 330	
	lb		*41,900	*41,900	*30,950	*30,950	*25,550	*25,550	*22,500	22,250	*12,900	*12,900	33'10"	
1500 mm 5'0"	kg		*22 700	*22 700	*16 200	*16 200	*12 900	*12 900	*11 000	10 050	*6300	*6300	10 310	
	lb		*49,000	*49,000	*35,050	*35,050	*27,950	*27,950	*23,850	21,600	*13,800	*13,800	33'09"	
0 mm 0'0"	kg	*8350	*8350	*21 200	*21 200	*17 450	17 450	*13 750	12 650	*11 450	9800	*6950	*6950	10 070
	lb	*18,900	*18,900	*49,100	*49,100	*37,750	37,550	*29,750	27,300	*24,800	21,100	*15,250	*15,250	33'00"
-1500 mm -5'0"	kg	*13 300	*13 300	*24 150	*24 150	*17 850	17 100	*14 050	12 400	*11 500	9650	*8000	*8000	9590
	lb	*29,950	*29,950	*52,400	*52,400	*38,700	36,800	*30,450	26,750	*24,900	20,800	*17,650	*17,650	31'05"
-3000 mm -10'0"	kg	*19 200	*19 200	*23 050	*23 050	*17 400	17 000	*13 700	12 350			*9850	*9850	8840
	lb	*43,400	*43,400	*49,950	*49,950	*37,650	36,600	*29,550	26,600			*21,850	*21,850	28'10"
-4500 mm -15'0"	kg			*20 600	*20 600	*15 700	*15 700	*12 000	*12 000			*11 450	*11 450	7710
	lb			*44,400	*44,400	*33,800	*33,800	*25,350	*25,350			*25,250	*25,250	25'00"



ISO 10567:2007



* Indicates that the load is limited by hydraulic lifting capacity rather than tipping load. The above loads are in compliance with hydraulic excavator lift capacity standard ISO 10567:2007. They do not exceed 87% of hydraulic lifting capacity or 75% of tipping load. Weight of all lifting accessories must be deducted from the above lifting capacities. Lifting capacities are based on the machine standing on a firm, uniform supporting surface. The use of a work tool attachment point to handle/lift objects, could affect the machine lift performance.

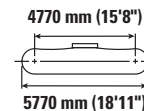
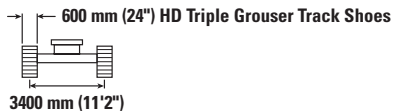
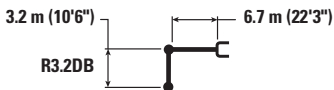
Lift capacity stays with ±5% for all available track shoes.















Always refer to the appropriate Operation and Maintenance Manual for specific product information.

340 UHD Hydraulic Excavator Specifications

Retrofit Boom (bent position) – with Bucket Linkages, without Bucket, Heavy Lift: On

Hydraulic Variable Gauge Undercarriage



	3000 mm/10'0"		4500 mm/15'0"		6000 mm/20'0"		7500 mm/25'0"		9000 mm/30'0"				mm ft/in	
														
9000 mm 30'0"	kg lb											*7600 *16,900	*7600 *16,900	6950 22'03"
7500 mm 25'0"	kg lb						*10 150 *21,450	*10 150 *21,450				*7200 *15,900	*7200 *15,900	8150 26'05"
6000 mm 20'0"	kg lb					*11 650 *25,250	*11 650 *25,250	*10 600 *23,100	*10 600 *23,100			*7150 *15,700	*7150 *15,700	8930 29'01"
4500 mm 15'0"	kg lb			*17 450 *37,400	*17 450 *37,400	*13 450 *29,100	*13 450 *29,100	*11 500 *24,950	*11 500 *24,950	*10 450 *20,950	10 400 *20,950	*7300 *16,000	*7300 *16,000	9420 30'09"
3000 mm 10'0"	kg lb			*21 550 *46,300	*21 550 *46,300	*15 450 *33,400	*15 450 *33,400	*12 550 *27,250	*12 550 *27,250	*10 950 *23,850	10 150 21,900	*7650 *16,800	*7650 *16,800	9640 31'07"
1500 mm 5'0"	kg lb			*18 050 *42,950	*18 050 *42,950	*17 100 *36,900	*17 100 *36,900	*13 550 *29,300	12 900 27,750	*11 450 *24,900	9950 21,350	*8300 *18,200	*8300 *18,200	9630 31'06"
0 mm 0'0"	kg lb			*20 500 *47,450	*20 500 *47,450	*17 950 *38,850	17 250 37,100	*14 150 *30,600	12 550 27,050	*11 700 *25,400	9750 21,000	*9350 *20,550	9200 20,300	9370 30'08"
-1500 mm -5'0"	kg lb	*14 700 *33,150	*14 700 *33,150	*23 850 *51,800	*23 850 *51,800	*17 950 *38,900	17 000 36,600	*14 150 *30,650	12 400 26,700			*11 100 *24,500	9900 21,850	8850 28'11"
-3000 mm -10'0"	kg lb	*22 750 *51,400	*22 750 *51,400	*22 150 *47,950	*22 150 *47,950	*17 000 *36,700	*17 000 *36,700	*13 300 *28,550	12 400 26,800			*12 100 *26,650	11 350 25,200	8020 26'02"
-4500 mm -15'0"	kg lb					*14 400 *30,750	*14 400 *30,750					*12 300 *27,300	*12 300 *27,300	6760 21'09"



ISO 10567:2007



* Indicates that the load is limited by hydraulic lifting capacity rather than tipping load. The above loads are in compliance with hydraulic excavator lift capacity standard ISO 10567:2007. They do not exceed 87% of hydraulic lifting capacity or 75% of tipping load. Weight of all lifting accessories must be deducted from the above lifting capacities. Lifting capacities are based on the machine standing on a firm, uniform supporting surface. The use of a work tool attachment point to handle/lift objects, could affect the machine lift performance.

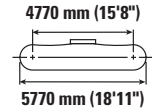
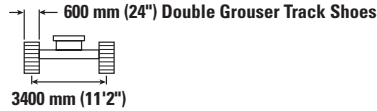
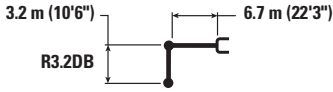
Lift capacity stays with ±5% for all available track shoes.



Always refer to the appropriate Operation and Maintenance Manual for specific product information.

340 UHD Hydraulic Excavator Specifications

Retrofit Boom (bent position) – with Bucket Linkages, without Bucket, Heavy Lift: On

Hydraulic Variable Gauge Undercarriage



	3000 mm/10'0"		4500 mm/15'0"		6000 mm/20'0"		7500 mm/25'0"		9000 mm/30'0"				mm ft/in	
	kg lb	kg lb	kg lb	kg lb	kg lb	kg lb	kg lb	kg lb	kg lb	kg lb	kg lb	kg lb		
9000 mm 30'0"												*7600 *16,900	*7600 *16,900	6950 22'03"
7500 mm 25'0"							*10 150 *21,450	*10 150 *21,450				*7200 *15,900	*7200 *15,900	8150 26'05"
6000 mm 20'0"					*11 650 *25,250	*11 650 *25,250	*10 600 *23,100	*10 600 *23,100				*7150 *15,700	*7150 *15,700	8930 29'01"
4500 mm 15'0"			*17 450 *37,400	*17 450 *37,400	*13 450 *29,100	*13 450 *29,100	*11 500 *24,950	*11 500 *24,950	*10 450 *20,950	*10 450 *20,950		*7300 *16,000	*7300 *16,000	9420 30'09"
3000 mm 10'0"			*21 550 *46,300	*21 550 *46,300	*15 450 *33,400	*15 450 *33,400	*12 550 *27,250	*12 550 *27,250	*10 950 *23,850	10 200 21,950		*7650 *16,800	*7650 *16,800	9640 31'07"
1500 mm 5'0"			*18 050 *42,950	*18 050 *42,950	*17 100 *36,900	*17 100 *36,900	*13 550 *29,300	12 900 27,800	*11 450 *24,900	9950 21,400		*8300 *18,200	*8300 *18,200	9630 31'06"
0 mm 0'0"			*20 500 *47,450	*20 500 *47,450	*17 950 *38,850	17 250 37,200	*14 150 *30,600	12 600 27,100	*11 700 *25,400	9750 21,050		*9350 *20,550	9250 20,350	9370 30'08"
-1500 mm -5'0"		*14 700 *33,150	*14 700 *33,150	*23 850 *51,800	*23 850 *51,800	*17 950 *38,900	17 050 36,700	*14 150 *30,650	12 400 26,750			*11 100 *24,500	9950 21,900	8850 28'11"
-3000 mm -10'0"		*22 750 *51,400	*22 750 *51,400	*22 150 *47,950	*22 150 *47,950	*17 000 *36,700	*17 000 *36,700	*13 300 *28,550	12 450 26,850			*12 100 *26,650	11 400 25,250	8020 26'02"
-4500 mm -15'0"					*14 400 *30,750	*14 400 *30,750						*12 300 *27,300	*12 300 *27,300	6760 21'09"



ISO 10567:2007



* Indicates that the load is limited by hydraulic lifting capacity rather than tipping load. The above loads are in compliance with hydraulic excavator lift capacity standard ISO 10567:2007. They do not exceed 87% of hydraulic lifting capacity or 75% of tipping load. Weight of all lifting accessories must be deducted from the above lifting capacities. Lifting capacities are based on the machine standing on a firm, uniform supporting surface. The use of a work tool attachment point to handle/lift objects, could affect the machine lift performance.

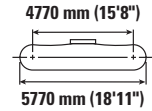
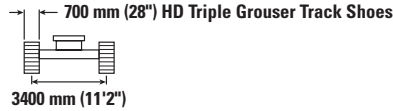
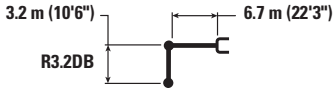
Lift capacity stays with ±5% for all available track shoes.















Always refer to the appropriate Operation and Maintenance Manual for specific product information.

340 UHD Hydraulic Excavator Specifications

Retrofit Boom (bent position) – with Bucket Linkages, without Bucket, Heavy Lift: On

Hydraulic Variable Gauge Undercarriage



	3000 mm/10'0"		4500 mm/15'0"		6000 mm/20'0"		7500 mm/25'0"		9000 mm/30'0"				mm ft/in	
														
9000 mm 30'0"	kg lb											*7600 *16,900	*7600 *16,900	6950 22'03"
7500 mm 25'0"	kg lb						*10 150 *21,450	*10 150 *21,450				*7200 *15,900	*7200 *15,900	8150 26'05"
6000 mm 20'0"	kg lb					*11 650 *25,250	*11 650 *25,250	*10 600 *23,100	*10 600 *23,100			*7150 *15,700	*7150 *15,700	8930 29'01"
4500 mm 15'0"	kg lb			*17 450 *37,400	*17 450 *37,400	*13 450 *29,100	*13 450 *29,100	*11 500 *24,950	*11 500 *24,950	*10 450 *20,950	*10 450 *20,950	*7300 *16,000	*7300 *16,000	9420 30'09"
3000 mm 10'0"	kg lb			*21 550 *46,300	*21 550 *46,300	*15 450 *33,400	*15 450 *33,400	*12 550 *27,250	*12 550 *27,250	*10 950 *23,850	10 300 22,100	*7650 *16,800	*7650 *16,800	9640 31'07"
1500 mm 5'0"	kg lb			*18 050 *42,950	*18 050 *42,950	*17 100 *36,900	*17 100 *36,900	*13 550 *29,300	13 000 28,050	*11 450 *24,900	10 050 21,600	*8300 *18,200	*8300 *18,200	9630 31'06"
0 mm 0'0"	kg lb			*20 500 *47,450	*20 500 *47,450	*17 950 *38,850	17 400 37,450	*14 150 *30,600	12 700 27,300	*11 700 *25,400	9850 21,200	*9350 *20,550	9300 20,500	9370 30'08"
-1500 mm -5'0"	kg lb	*14 700 *33,150	*14 700 *33,150	*23 850 *51,800	*23 850 *51,800	*17 950 *38,900	17 200 37,000	*14 150 *30,650	12 500 26,950			*11 100 *24,500	10 000 22,050	8850 28'11"
-3000 mm -10'0"	kg lb	*22 750 *51,400	*22 750 *51,400	*22 150 *47,950	*22 150 *47,950	*17 000 *36,700	*17 000 *36,700	*13 300 *28,550	12 550 27,050			*12 100 *26,650	11 500 25,450	8020 26'02"
-4500 mm -15'0"	kg lb					*14 400 *30,750	*14 400 *30,750					*12 300 *27,300	*12 300 *27,300	6760 21'09"



ISO 10567:2007



* Indicates that the load is limited by hydraulic lifting capacity rather than tipping load. The above loads are in compliance with hydraulic excavator lift capacity standard ISO 10567:2007. They do not exceed 87% of hydraulic lifting capacity or 75% of tipping load. Weight of all lifting accessories must be deducted from the above lifting capacities. Lifting capacities are based on the machine standing on a firm, uniform supporting surface. The use of a work tool attachment point to handle/lift objects, could affect the machine lift performance.

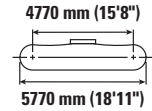
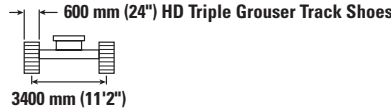
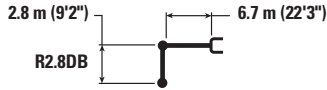
Lift capacity stays with $\pm 5\%$ for all available track shoes.

Always refer to the appropriate Operation and Maintenance Manual for specific product information.

340 UHD Hydraulic Excavator Specifications

Retrofit Boom (bent position) – with Bucket Linkages, without Bucket, Heavy Lift: On

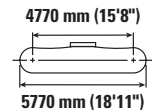
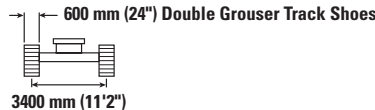
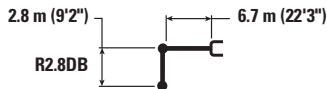
Hydraulic Variable Gauge Undercarriage



Boom Length	Unit	3000 mm/10'0"		4500 mm/15'0"		6000 mm/20'0"		7500 mm/25'0"		9000 mm/30'0"		mm ft/in		
		kg lb	kg lb	kg lb	kg lb	kg lb	kg lb	kg lb	kg lb	kg lb	kg lb	kg lb	mm ft/in	
9000 mm 30'0"	kg lb											*9750 *21,700	*9750 *21,700	6550 20'11"
7500 mm 25'0"	kg lb							*10 800 *22,150	*10 800 *22,150			*9100 *20,100	*9100 *20,100	7810 25'03"
6000 mm 20'0"	kg lb					*12 350 *26,800	*12 350 *26,800	*11 150 *24,300	*11 150 *24,300			*8900 *19,650	*8900 *19,650	8620 28'01"
4500 mm 15'0"	kg lb			*18 700 *40,050	*18 700 *40,050	*14 150 *30,500	*14 150 *30,500	*11 950 *26,000	*11 950 *26,000	*10 600 10 350		*9050 *19,900	*9050 *19,900	9120 29'10"
3000 mm 10'0"	kg lb			*43,600 *43,600	*43,600 *43,600	*16 050 *34,650	*16 050 *34,650	*13 000 *28,150	*13 000 *28,150	*11 300 21,800	10 150	*9450 *20,800	*9450 *20,800	9360 30'08"
1500 mm 5'0"	kg lb			*12 950 *31,450	*12 950 *31,450	*17 500 *37,850	*17 500 *37,850	*13 850 *30,000	12 850 27,700	*11 700 21,400	9950	*10 200 *22,400	9400 20,750	9340 30'07"
0 mm 0'0"	kg lb			*18 250 *42,550	*18 250 *42,550	*18 150 *39,300	17 250 37,100	*14 300 *31,000	12 550 27,100	*11 800 9800		*11 450 *25,150	9700 21,300	9080 29'09"
-1500 mm -5'0"	kg lb	*13 950 *31,650	*13 950 *31,650	*23 450 *50,950	*23 450 *50,950	*17 900 *38,800	17 100 36,800	*14 150 *30,600	12 450 26,850			*12 050 *26,550	10 500 23,100	8540 27'11"
-3000 mm -10'0"	kg lb			*21 400 *46,350	*21 400 *46,350	*16 600 *35,850	*16 600 *35,850	*12 800 *27,300	12 550 27,150			*12 350 *27,200	12 200 27,050	7680 25'00"

Retrofit Boom (bent position) – with Bucket Linkages, without Bucket, Heavy Lift: On

Hydraulic Variable Gauge Undercarriage



Boom Length	Unit	3000 mm/10'0"		4500 mm/15'0"		6000 mm/20'0"		7500 mm/25'0"		9000 mm/30'0"		mm ft/in		
		kg lb	kg lb	kg lb	kg lb	kg lb	kg lb	kg lb	kg lb	kg lb	kg lb	kg lb	mm ft/in	
9000 mm 30'0"	kg lb											*9750 *21,700	*9750 *21,700	6550 20'11"
7500 mm 25'0"	kg lb							*10 800 *22,150	*10 800 *22,150			*9100 *20,100	*9100 *20,100	7810 25'03"
6000 mm 20'0"	kg lb					*12 350 *26,800	*12 350 *26,800	*11 150 *24,300	*11 150 *24,300			*8900 *19,650	*8900 *19,650	8620 28'01"
4500 mm 15'0"	kg lb			*18 700 *40,050	*18 700 *40,050	*14 150 *30,500	*14 150 *30,500	*11 950 *26,000	*11 950 *26,000	*10 600 10 400		*9050 *19,900	*9050 *19,900	9120 29'10"
3000 mm 10'0"	kg lb			*43,600 *43,600	*43,600 *43,600	*16 050 *34,650	*16 050 *34,650	*13 000 *28,150	*13 000 *28,150	*11 300 21,850	10 150	*9450 *20,800	*9450 *20,800	9360 30'08"
1500 mm 5'0"	kg lb			*12 950 *31,450	*12 950 *31,450	*17 500 *37,850	*17 500 *37,850	*13 850 *30,000	12 900 27,750	*11 700 21,450	9950	*10 200 *22,400	9450 20,800	9340 30'07"
0 mm 0'0"	kg lb			*18 250 *42,550	*18 250 *42,550	*18 150 *39,300	17 300 37,200	*14 300 *31,000	12 600 27,150	*11 800 9800		*11 450 *25,150	9700 21,350	9080 29'09"
-1500 mm -5'0"	kg lb	*13 950 *31,650	*13 950 *31,650	*23 450 *50,950	*23 450 *50,950	*17 900 *38,800	17 150 36,850	*14 150 *30,600	12 500 26,900			*12 050 *26,550	10 500 23,150	8540 27'11"
-3000 mm -10'0"	kg lb			*21 400 *46,350	*21 400 *46,350	*16 600 *35,850	*16 600 *35,850	*12 800 *27,300	12 600 27,200			*12 350 *27,200	12 250 27,100	7680 25'00"



ISO 10567:2007



* Indicates that the load is limited by hydraulic lifting capacity rather than tipping load. The above loads are in compliance with hydraulic excavator lift capacity standard ISO 10567:2007. They do not exceed 87% of hydraulic lifting capacity or 75% of tipping load. Weight of all lifting accessories must be deducted from the above lifting capacities. Lifting capacities are based on the machine standing on a firm, uniform supporting surface. The use of a work tool attachment point to handle/lift objects, could affect the machine lift performance.

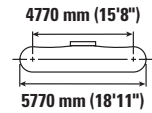
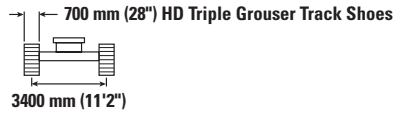
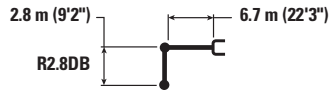
Lift capacity stays with ±5% for all available track shoes.



Always refer to the appropriate Operation and Maintenance Manual for specific product information.

340 UHD Hydraulic Excavator Specifications

Retrofit Boom (bent position) – with Bucket Linkages, without Bucket, Heavy Lift: On

Hydraulic Variable Gauge Undercarriage



	3000 mm/10'0"		4500 mm/15'0"		6000 mm/20'0"		7500 mm/25'0"		9000 mm/30'0"				mm ft/in	
	kg lb	kg lb	kg lb	kg lb	kg lb	kg lb	kg lb	kg lb	kg lb	kg lb	kg lb	kg lb		
9000 mm 30'0"												*9750 *21,700	*9750 *21,700	6550 20'11"
7500 mm 25'0"							*10 800 *22,150	*10 800 *22,150				*9100 *20,100	*9100 *20,100	7810 25'03"
6000 mm 20'0"					*12 350 *26,800	*12 350 *26,800	*11 150 *24,300	*11 150 *24,300				*8900 *19,650	*8900 *19,650	8620 28'01"
4500 mm 15'0"			*18 700 *40,050	*18 700 *40,050	*14 150 *30,500	*14 150 *30,500	*11 950 *26,000	*11 950 *26,000	*10 600 10 450			*9050 *19,900	*9050 *19,900	9120 29'10"
3000 mm 10'0"			*12 950 *31,450	*12 950 *31,450	*16 050 *34,650	*16 050 *34,650	*13 000 *28,150	*13 000 *28,150	*11 300 10 250			*9450 *20,800	*9450 *20,800	9360 30'08"
1500 mm 5'0"			*12 950 *31,450	*12 950 *31,450	*17 500 *37,850	*17 500 *37,850	*13 850 *30,000	13 000 28,000	*11 700 10 050			*10 200 *22,400	9500 20,950	9340 30'07"
0 mm 0'0"			*18 250 *42,550	*18 250 *42,550	*18 150 *39,300	17 400 37,500	*14 300 *31,000	12 700 27,350	*11 800 9900			*11 450 *25,150	9800 21,550	9080 29'09"
-1500 mm -5'0"	*13 950 *31,650	*13 950 *31,650	*23 450 *50,950	*23 450 *50,950	*17 900 *38,800	17 250 37,150	*14 150 *30,600	12 600 27,100				*12 050 *26,550	10 600 *23,350	8540 27'11"
-3000 mm -10'0"			*21 400 *46,350	*21 400 *46,350	*16 600 *35,850	*16 600 *35,850	*12 800 *27,300	12 700 *27,300				*12 350 *27,200	12 350 *27,200	7680 25'00"



ISO 10567:2007



* Indicates that the load is limited by hydraulic lifting capacity rather than tipping load. The above loads are in compliance with hydraulic excavator lift capacity standard ISO 10567:2007. They do not exceed 87% of hydraulic lifting capacity or 75% of tipping load. Weight of all lifting accessories must be deducted from the above lifting capacities. Lifting capacities are based on the machine standing on a firm, uniform supporting surface. The use of a work tool attachment point to handle/lift objects, could affect the machine lift performance.

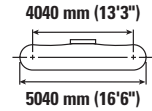
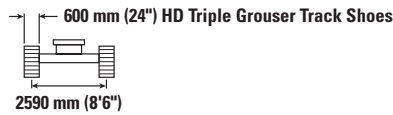
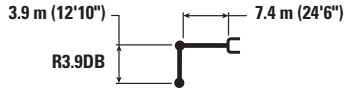
Lift capacity stays with ±5% for all available track shoes.

Always refer to the appropriate Operation and Maintenance Manual for specific product information.

340 UHD Hydraulic Excavator Specifications

Retrofit Boom (straight position) – with Bucket Linkages, without Bucket, Heavy Lift: On

Fixed Gauge Undercarriage



		4500 mm/15'0"		6000 mm/20'0"		7500 mm/25'0"		9000 mm/30'0"		10 500 mm/35'0"		mm ft/in		
		kg lb	kg lb	kg lb	kg lb	kg lb	kg lb	kg lb	kg lb	kg lb	kg lb	kg lb	kg lb	mm ft/in
12 000 mm 40'0"	kg lb											*8650 *19,900	*8650 *19,900	5470 16'08"
10 500 mm 35'0"	kg lb			*10 000 *21,950	*10 000 *21,950	*7500 *7500	*7500 *7500					*6900 *15,450	*6900 *15,450	7600 24'03"
9000 mm 30'0"	kg lb			*9500 *21,100	*9500 *21,100	*9600 *20,900	9000 19,250					*6150 *13,650	*6150 *13,650	8990 29'01"
7500 mm 25'0"	kg lb			*9500 *20,950	*9500 *20,950	*10 000 *21,950	8850 19,050	*9300 *19,650	6400 13,700			*5750 *12,750	5200 11,600	9970 32'05"
6000 mm 20'0"	kg lb	*10 400 *22,300	*10 400 *22,300	*11 100 *24,050	*11 100 *24,050	*11 200 *24,350	8550 18,350	9750 20,900	6300 13,450	*6750 14,850	4700 10,350	*5600 *12,300	4550 10,100	10 640 34'09"
4500 mm 15'0"	kg lb	*20 500 *44,100	17 500 37,850	*15 450 *33,400	11 350 24,450	12 700 27,300	8050 17,350	9450 20,350	6050 12,950	7350 15,750	4600 9,850	*5550 *12,200	4150 9,200	11 080 36'03"
3000 mm 10'0"	kg lb			*16 850 *36,450	10 400 22,400	12 100 26,050	7550 16,250	9150 19,700	5750 12,350	7200 15,450	4500 9,600	*5650 *12,400	3950 8,700	11 290 37'00"
1500 mm 5'0"	kg lb			16 200 34,900	9600 20,750	11 600 25,000	7100 15,300	8900 19,100	5500 11,800	7050 15,150	4350 9,300	*5850 *12,850	3850 8,500	11 300 37'00"
0 mm 0'0"	kg lb	*9300 *21,700	*9300 *21,700	15 700 33,800	9200 19,800	11 250 24,250	6800 14,650	8650 18,650	5300 11,400	6950 14,950	4250 9,150	*6200 *13,650	3950 8,650	11 110 36'05"
-1500 mm -5'0"	kg lb	*13 450 *31,050	*13 450 29,650	15 550 33,400	9050 19,450	11 100 23,900	6650 14,300	8550 18,450	5200 11,200	6950 15,000	4250 9,200	*6750 *14,900	4150 9,150	10 700 35'00"
-3000 mm -10'0"	kg lb			*14 500 *31,350	9100 19,550	11 100 23,950	6650 14,350	8600 18,550	5250 11,300			*7550 *16,750	4700 10,400	9850 32'01"



ISO 10567:2007



* Indicates that the load is limited by hydraulic lifting capacity rather than tipping load. The above loads are in compliance with hydraulic excavator lift capacity standard ISO 10567:2007. They do not exceed 87% of hydraulic lifting capacity or 75% of tipping load. Weight of all lifting accessories must be deducted from the above lifting capacities. Lifting capacities are based on the machine standing on a firm, uniform supporting surface. The use of a work tool attachment point to handle/lift objects, could affect the machine lift performance.

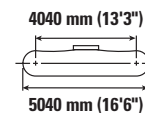
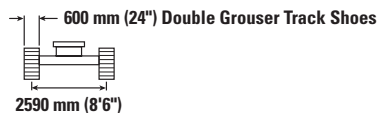
Lift capacity stays with ±5% for all available track shoes.

Always refer to the appropriate Operation and Maintenance Manual for specific product information.

340 UHD Hydraulic Excavator Specifications

Retrofit Boom (straight position) – with Bucket Linkages, without Bucket, Heavy Lift: On

Fixed Gauge Undercarriage



		4500 mm/15'0"		6000 mm/20'0"		7500 mm/25'0"		9000 mm/30'0"		10 500 mm/35'0"		mm ft/in		
		kg lb	kg lb	kg lb	kg lb	kg lb	kg lb	kg lb	kg lb	kg lb	kg lb	kg lb	kg lb	mm ft/in
12 000 mm 40'0"	kg lb											*8650 *19,900	*8650 *19,900	5470 16'08"
10 500 mm 35'0"	kg lb			*10 000 *21,950	*10 000 *21,950	*7500 *7500	*7500 *7500					*6900 *15,450	*6900 *15,450	7600 24'03"
9000 mm 30'0"	kg lb			*9500 *21,100	*9500 *21,100	*9600 *20,900	9000 19,250					*6150 *13,650	*6150 *13,650	8990 29'01"
7500 mm 25'0"	kg lb			*9500 *20,950	*9500 *20,950	*10,000 *21,950	8900 19,100	*9300 *19,650	6450 13,750			*5750 *12,750	5250 11,650	9970 32'05"
6000 mm 20'0"	kg lb	*10 400 *22,300	*10 400 *22,300	*11 100 *24,050	*11 100 *24,050	*11 200 *24,350	8550 18,400	9750 20,950	6300 13,500	*6750 14,800	4700	*5600 *12,300	4550 10,100	10 640 34'09"
4500 mm 15'0"	kg lb	*20 500 *44,100	17 550 37,900	*15 450 *33,400	11 350 24,500	*12 700 27,350	8100 17,400	9500 20,400	6050 13,000	7350 15,800	4650 9,900	*5550 *12,200	4150 9,200	11 080 36'03"
3000 mm 10'0"	kg lb			*16 850 *36,450	10 400 22,450	12 150 26,150	7550 16,300	9200 19,750	5750 12,400	7200 15,500	4500 9,600	*5650 *12,400	3950 8,700	11 290 37'00"
1500 mm 5'0"	kg lb			16 250 35,000	9650 20,800	11 650 25,050	7100 15,350	8900 19,150	5500 11,800	7050 15,200	4350 9,350	*5850 *12,850	3900 8,550	11 300 37'00"
0 mm 0'0"	kg lb	9300 *21,700	9300 *21,700	15 750 33,900	9200 19,850	11 300 24,300	6800 14,650	8700 18,700	5300 11,400	6950 15,000	4250 9,150	*6200 *13,650	3950 8,700	11 110 36'05"
-1500 mm -5'0"	kg lb	*13 450 *31,050	*13 450 *29,750	15 600 33,450	9050 19,500	11 150 23,950	6650 14,350	8600 18,500	5200 11,200	6950 15,050	4250 9,200	*6750 *14,900	4150 9,200	10 700 35'00"
-3000 mm -10'0"	kg lb			*14 500 *31,350	9100 19,600	11 150 24,000	6700 14,400	8650 18,600	5250 11,300			*7550 *16,750	4700 10,450	9850 32'01"



ISO 10567:2007



* Indicates that the load is limited by hydraulic lifting capacity rather than tipping load. The above loads are in compliance with hydraulic excavator lift capacity standard ISO 10567:2007. They do not exceed 87% of hydraulic lifting capacity or 75% of tipping load. Weight of all lifting accessories must be deducted from the above lifting capacities. Lifting capacities are based on the machine standing on a firm, uniform supporting surface. The use of a work tool attachment point to handle/lift objects, could affect the machine lift performance.

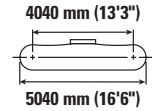
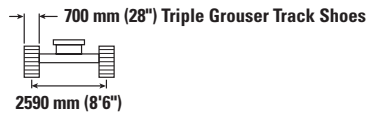
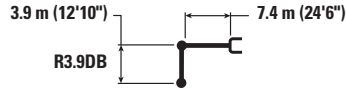
Lift capacity stays with ±5% for all available track shoes.

Always refer to the appropriate Operation and Maintenance Manual for specific product information.

340 UHD Hydraulic Excavator Specifications

Retrofit Boom (straight position) – with Bucket Linkages, without Bucket, Heavy Lift: On

Fixed Gauge Undercarriage



		4500 mm/15'0"		6000 mm/20'0"		7500 mm/25'0"		9000 mm/30'0"		10 500 mm/35'0"		mm ft/in		
12 000 mm 40'0"	kg lb											*8650 *19,900	*8650 *19,900	5470 16'08"
10 500 mm 35'0"	kg lb			*10 000 *21,950	*10 000 *21,950	*7500 *7500	*7500 *7500					*6900 *15,450	*6900 *15,450	7600 24'03"
9000 mm 30'0"	kg lb			*9500 *21,100	*9500 *21,100	*9600 *20,900	8950 19,100					*6150 *13,650	*6150 *13,650	8990 29'01"
7500 mm 25'0"	kg lb			*9500 *20,950	*9500 *20,950	*10 000 *21,950	8800 18,950	*9300 *19,650	6400 13,650			*5750 *12,750	5200 11,550	9970 32'05"
6000 mm 20'0"	kg lb	*10 400 *22,300	*10 400 *22,300	*11 100 *24,050	*11 100 *24,050	*11 200 *24,350	8500 18,250	9700 20,750	6250 13,350	*6750 *15,650	4650 9,800	*5600 *12,300	4500 10,000	10 640 34'09"
4500 mm 15'0"	kg lb	*20 500 *44,100	*17 400 *37,600	*15 450 *33,400	11 250 24,300	12 600 27,100	8000 17,250	9400 20,200	6000 12,850	7300 15,650	4600 9,800	*5550 *12,200	4150 9,100	11 080 36'03"
3000 mm 10'0"	kg lb			*16 850 *36,450	10 300 22,250	12 050 25,900	7500 16,150	9100 19,550	5700 12,250	7150 15,350	4450 9,500	*5650 *12,400	3900 8,600	11 290 37'00"
1500 mm 5'0"	kg lb			16100 34,650	9550 20,600	11 550 24,800	7050 15,200	8800 18,950	5450 11,700	7000 15,050	4300 9,250	*5850 *12,850	3850 8,450	11 300 37'00"
0 mm 0'0"	kg lb	*9300 *21,700	*9300 *21,700	15600 33,550	9100 19,650	11 200 24,050	6750 14,500	8600 18,500	5250 11,300	6900 14,850	4200 9,050	*6200 *13,650	3900 8,600	11 110 36'05"
-1500 mm -5'0"	kg lb	*13 450 *31,050	*13 450 *29,450	15 400 33,150	8950 19,300	11 000 23,700	6600 14,200	8500 18,300	5150 11,100	6900 14,900	4200 9,100	6750 14,850	4150 9,100	10 700 35'00"
-3000 mm -10'0"	kg lb			*14 500 *31,350	9000 19,400	11 050 23,750	6600 14,250	8550 18,400	5200 11,200			*7550 *16,750	4650 10,300	9850 32'01"



ISO 10567:2007



* Indicates that the load is limited by hydraulic lifting capacity rather than tipping load. The above loads are in compliance with hydraulic excavator lift capacity standard ISO 10567:2007. They do not exceed 87% of hydraulic lifting capacity or 75% of tipping load. Weight of all lifting accessories must be deducted from the above lifting capacities. Lifting capacities are based on the machine standing on a firm, uniform supporting surface. The use of a work tool attachment point to handle/lift objects, could affect the machine lift performance.

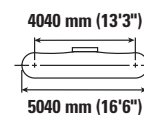
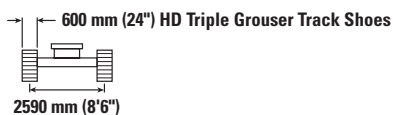
Lift capacity stays with ±5% for all available track shoes.



Always refer to the appropriate Operation and Maintenance Manual for specific product information.

340 UHD Hydraulic Excavator Specifications

Retrofit Boom (straight position) – with Bucket Linkages, without Bucket, Heavy Lift: On

Fixed Gauge Undercarriage



	4500 mm/15'0"		6000 mm/20'0"		7500 mm/25'0"		9000 mm/30'0"		10 500 mm/35'0"				mm ft/in	
	kg lb	kg lb	kg lb	kg lb	kg lb	kg lb	kg lb	kg lb	kg lb	kg lb	kg lb	kg lb		
10 500 mm 35'0"	kg lb		*11 350 *22,750	*11 350 *22,750							*9050 *20,350	*9050 *20,350	6500 20'06"	
9000 mm 30'0"	kg lb		*12 150 *26,750	*12 150 *26,750	*10 950 *22,350	8700 18,550					*7900 *17,600	7500 17,000	8090 26'01"	
7500 mm 25'0"	kg lb	*11 600 *25,500	*11 600 *25,500	*12 600 *27,650	12 550 26,950	*12 150 *26,450	8650 18,600	*8850	6250		*7400 *16,350	6000 13,400	9160 29'09"	
6000 mm 20'0"	kg lb	*17 950 *36,900	*17 950 *36,900	*14 950 *32,400	11 900 25,650	*12 600 *27,350	8350 18,000	9600 20,650	6200 13,250		*7150 *15,800	5200 11,450	9890 32'03"	
4500 mm 15'0"	kg lb			*16 350 *35,300	11 000 23,800	12 500 26,950	7950 17,100	9400 20,200	5950 12,850		*7150 *15,700	4700 10,350	10 360 33'10"	
3000 mm 10'0"	kg lb			16 800 36,200	10 150 21,950	12 000 25,850	7450 16,100	9150 19,650	5750 12,300	7200	4500	7100 15,650	4450 9,750	10 590 34'08"
1500 mm 5'0"	kg lb			16 100 34,650	9550 20,600	11 600 24,950	7100 15,300	8900 19,150	5500 11,850	7100	4400	7000 15,450	4350 9,550	10 600 34'09"
0 mm 0'0"	kg lb			15 800 33,900	9250 19,950	11 350 24,400	6850 14,800	8750 18,850	5400 11,550			7200 15,800	4450 9,750	10 390 34'00"
-1500 mm -5'0"	kg lb	*14 150 *32,750	*14 150 30,450	15 750 33,800	9200 19,850	11 250 24,200	6800 14,650	8700 18,750	5350 11,500			7650 16,850	4750 10,450	9960 32'07"
-3000 mm -10'0"	kg lb			*13 300 *28,800	9350 20,150	*10 900 *23,400	6900 14,850					*9000 *20,100	5800 12,950	8580 27'09"



ISO 10567:2007



* Indicates that the load is limited by hydraulic lifting capacity rather than tipping load. The above loads are in compliance with hydraulic excavator lift capacity standard ISO 10567:2007. They do not exceed 87% of hydraulic lifting capacity or 75% of tipping load. Weight of all lifting accessories must be deducted from the above lifting capacities. Lifting capacities are based on the machine standing on a firm, uniform supporting surface. The use of a work tool attachment point to handle/lift objects, could affect the machine lift performance.

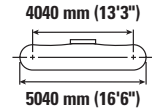
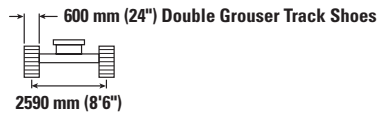
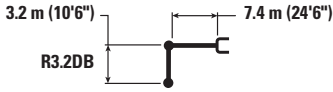
Lift capacity stays with ±5% for all available track shoes.



Always refer to the appropriate Operation and Maintenance Manual for specific product information.

340 UHD Hydraulic Excavator Specifications

Retrofit Boom (straight position) – with Bucket Linkages, without Bucket, Heavy Lift: On

Fixed Gauge Undercarriage



	4500 mm/15'0"		6000 mm/20'0"		7500 mm/25'0"		9000 mm/30'0"		10 500 mm/35'0"				mm ft/in	
	kg lb	kg lb	kg lb	kg lb	kg lb	kg lb	kg lb	kg lb	kg lb	kg lb	kg lb	kg lb		
10 500 mm 35'0"	kg lb		*11 350 *22,750	*11 350 *22,750							*9050 *20,350	*9050 *20,350	6500 20'06"	
9000 mm 30'0"	kg lb		*12 150 *26,750	*12 150 *26,750	*10 950 *22,350	8750 18,600					*7900 *17,600	7550 17,050	8090 26'01"	
7500 mm 25'0"	kg lb	*11 600 *25,500	*11 600 *25,500	*12 600 *27,650	12 550 27,000	*12 150 *26,450	8700 18,650	*8850	6250		*7400 *16,350	6050 13,450	9160 29'09"	
6000 mm 20'0"	kg lb	*17 950 *36,900	*17 950 *36,900	*14 950 *32,400	11 900 25,700	*12 600 *27,350	8400 18,050	9650 20,700	6200 13,250		*7150 *15,800	5200 11,500	9890 32'03"	
4500 mm 15'0"	kg lb			*16 350 *35,300	11 050 23,850	12 550 27,000	7950 17,100	9400 20,250	6000 12,850		*7150 *15,700	4700 10,400	10 360 33'10"	
3000 mm 10'0"	kg lb			16 850 36,300	10 150 22,000	12 050 25,900	7500 16,150	9150 19,700	5750 12,350	7200	4500	7150 15,700	4450 9,800	10 590 34'08"
1500 mm 5'0"	kg lb			16 150 34,750	9550 20,650	11 600 25,000	7100 15,350	8900 19,200	5550 11,900	7150	4400	7050 15,500	4350 9,600	10 600 34'09"
0 mm 0'0"	kg lb			15 800 34,000	9300 20,000	11 350 24,450	6900 14,850	8750 18,900	5400 11,600			7200 15,850	4450 9,800	10 390 34'00"
-1500 mm -5'0"	kg lb	*14 150 *32,750	*14 150 30,550	15 750 33,900	9250 19,900	11 250 24,250	6800 14,650	8750 18,800	5350 11,550			7650 16,900	4750 10,450	9960 32'07"
-3000 mm -10'0"	kg lb			*13 300 *28,800	9400 20,200	*10 900 *23,400	6900 14,850					*9000 *20,100	5800 13,000	8580 27'09"



ISO 10567:2007



* Indicates that the load is limited by hydraulic lifting capacity rather than tipping load. The above loads are in compliance with hydraulic excavator lift capacity standard ISO 10567:2007. They do not exceed 87% of hydraulic lifting capacity or 75% of tipping load. Weight of all lifting accessories must be deducted from the above lifting capacities. Lifting capacities are based on the machine standing on a firm, uniform supporting surface. The use of a work tool attachment point to handle/lift objects, could affect the machine lift performance.

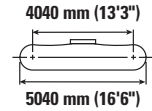
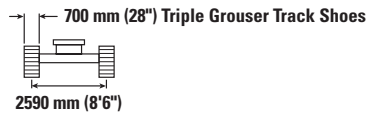
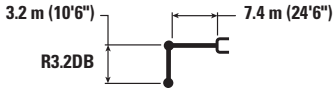
Lift capacity stays with ±5% for all available track shoes.



Always refer to the appropriate Operation and Maintenance Manual for specific product information.

340 UHD Hydraulic Excavator Specifications

Retrofit Boom (straight position) – with Bucket Linkages, without Bucket, Heavy Lift: On

Fixed Gauge Undercarriage



	4500 mm/15'0"		6000 mm/20'0"		7500 mm/25'0"		9000 mm/30'0"		10 500 mm/35'0"				mm ft/in	
	kg lb	kg lb	kg lb	kg lb	kg lb	kg lb	kg lb	kg lb	kg lb	kg lb	kg lb	kg lb		
10 500 mm 35'0"			*11 350 *22,750	*11 350 *22,750							*9050 *20,350	*9050 *20,350	6500 20'06"	
9000 mm 30'0"			*12 150 *26,750	*12 150 *26,750	*10 950 *22,350	8650 18,450					*7900 *17,600	7500 16,900	8090 26'01"	
7500 mm 25'0"	*11 600 *25,500	*11 600 *25,500	*12 600 *27,650	12 450 26,800	*12 150 *26,450	8600 18,500		*8850	6200		*7400 *16,350	5950 13,350	9160 29'09"	
6000 mm 20'0"	*17 950 *36,900	*17 950 *36,900	*14 950 *32,400	11 800 25,500	*12 600 *27,350	8300 17,900		9550 20,500	6150 13,150		*7150 *15,800	5150 11,400	9890 32'03"	
4500 mm 15'0"			*16 350 *35,300	10 950 23,650	12 450 26,750	7900 16,950		9350 20,050	5950 12,750		*7150 *15,700	4650 10,250	10 360 33'10"	
3000 mm 10'0"			16 700 35,950	10 100 21,800	11 900 25,650	7400 16,000		9050 19,500	5700 12,250	7150	4450	7050 15,550	4400 9,700	10 590 34'08"
1500 mm 5'0"			16 000 34,400	9450 20,450	11 500 24,750	7050 15,200		8850 19,000	5450 11,750	7050	4350	6950 15,350	4300 9,500	10 600 34'09"
0 mm 0'0"			15 650 33,650	9200 19,800	11 250 24,200	6800 14,700		8700 18,700	5350 11,500			7150 15,700	4400 9,700	10 390 34'00"
-1500 mm -5'0"	*14 150 *32,750	14 100 30,250	15 600 33,550	9150 19,700	11 150 24,000	6750 14,500		8650 18,650	5300 11,450			7600 16,750	4700 10,350	9960 32'07"
-3000 mm -10'0"			*13 300 *28,800	9300 *20,000	*10 900 *23,400	6800 14,700						*9000 *20,100	5750 12,850	8580 27'09"



ISO 10567:2007



* Indicates that the load is limited by hydraulic lifting capacity rather than tipping load. The above loads are in compliance with hydraulic excavator lift capacity standard ISO 10567:2007. They do not exceed 87% of hydraulic lifting capacity or 75% of tipping load. Weight of all lifting accessories must be deducted from the above lifting capacities. Lifting capacities are based on the machine standing on a firm, uniform supporting surface. The use of a work tool attachment point to handle/lift objects, could affect the machine lift performance.

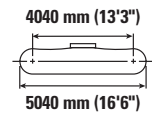
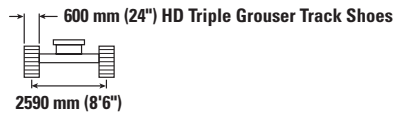
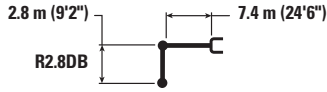
Lift capacity stays with ±5% for all available track shoes.

Always refer to the appropriate Operation and Maintenance Manual for specific product information.

340 UHD Hydraulic Excavator Specifications

Retrofit Boom (straight position) – with Bucket Linkages, without Bucket, Heavy Lift: On

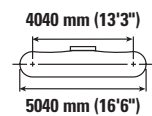
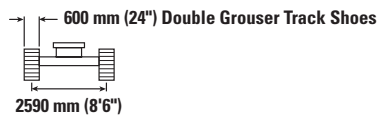
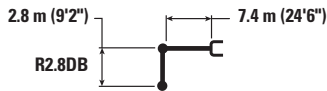
Fixed Gauge Undercarriage



Boom Length	Unit	4500 mm/15'0"		6000 mm/20'0"		7500 mm/25'0"		9000 mm/30'0"		mm ft/in			
		kg lb	kg lb	kg lb	kg lb	kg lb	kg lb	kg lb	kg lb	kg lb	mm ft/in		
10 500 mm 35'0"	kg lb	*15 400 *34,250	*15 400 *34,250							*12 050 *27,250	*12 050 *27,250	5930 18'07"	
9000 mm 30'0"	kg lb			*14 050 *30,750	12 600 27,050	*11 650 8500				*10 200 *22,750	8200 18,550	7640 24'07"	
7500 mm 25'0"	kg lb	*13 400 *29,400	*13 400 *29,400	*14 450 *31,400	12 350 26,600	*12 550 *27,400	8550 18,350			*9400 *20,800	6450 14,350	8770 28'06"	
6000 mm 20'0"	kg lb	*19 950 *42,950	18 250 39,500	*15 500 *33,500	11 700 25,300	12 900 27,750	8300 17,850	9550 20,500	6150 13,100	8650 19,150	5500 12,200	9530 31'01"	
4500 mm 15'0"	kg lb			*16 800 *36,300	10 850 23,450	12 450 26,750	7850 16,950	9350 20,150	5950 12,800	7850 17,350	4950 10,950	10 010 32'09"	
3000 mm 10'0"	kg lb				16 650 35,900	10 050 21,700	11 950 25,750	7450 16,050	9150 19,650	5750 12,350	7500 16,500	4700 10,300	10 250 33'07"
1500 mm 5'0"	kg lb				16 050 34,550	9500 20,550	11 600 24,950	7100 15,300	8900 19,200	5550 11,950	7400 16,300	4600 10,150	10 260 33'07"
0 mm 0'0"	kg lb				15 850 34,050	9300 20,050	11 350 24,500	6900 14,900	8800 18,950	5450 11,700	7600 16,750	4750 10,400	10 050 32'11"
-1500 mm -5'0"	kg lb				*15 250 *33,100	9350 20,100	11 350 24,400	6900 14,850	8800 19,000	5450 11,750	8150 17,950	5050 11,150	9600 31'05"

Retrofit Boom (straight position) – with Bucket Linkages, without Bucket, Heavy Lift: On

Fixed Gauge Undercarriage



Boom Length	Unit	4500 mm/15'0"		6000 mm/20'0"		7500 mm/25'0"		9000 mm/30'0"		mm ft/in			
		kg lb	kg lb	kg lb	kg lb	kg lb	kg lb	kg lb	kg lb	kg lb	mm ft/in		
10 500 mm 35'0"	kg lb	*15 400 *34,250	*15 400 *34,250							*12 050 *27,250	*12 050 *27,250	5930 18'07"	
9000 mm 30'0"	kg lb			*14 050 *30,750	12 650 27,100	*11 650 8500				*10 200 *22,750	8200 18,600	7640 24'07"	
7500 mm 25'0"	kg lb	*13 400 *29,400	*13 400 *29,400	*14 450 *31,400	12 400 26,650	*12 550 *27,400	8600 18,400			*9400 *20,800	6450 14,400	8770 28'06"	
6000 mm 20'0"	kg lb	*19 950 *42,950	18300 39,600	*15 500 *33,500	11 750 25,350	12 950 27,800	8300 17,850	9600 20,550	6150 13,150	8650 19,200	5500 12,200	9530 31'01"	
4500 mm 15'0"	kg lb			*16 800 *36,300	10 900 23,500	12 450 26,850	7900 17,000	9400 20,200	5950 12,800	7900 17,400	5000 11,000	10 010 32'09"	
3000 mm 10'0"	kg lb				16 700 36,000	10 050 21,750	12 000 25,800	7450 16,100	9150 19,700	5750 12,350	7500 16,550	4700 10,350	10 250 33'07"
1500 mm 5'0"	kg lb				16 100 34,650	9550 20,600	11 600 25,000	7100 15,350	8950 19,250	5550 11,950	7400 16,350	4650 10,150	10 260 33'07"
0 mm 0'0"	kg lb				15 850 34,100	9350 20,100	11 400 24,550	6950 14,950	8850 19,000	5450 11,750	7600 16,800	4750 10,400	10 050 32'11"
-1500 mm -5'0"	kg lb				*15 250 *33,100	9350 20,150	11 350 24,450	6900 14,850	8850 19,050	5450 11,800	8150 18,000	5100 11,200	9600 31'05"



ISO 10567:2007



* Indicates that the load is limited by hydraulic lifting capacity rather than tipping load. The above loads are in compliance with hydraulic excavator lift capacity standard ISO 10567:2007. They do not exceed 87% of hydraulic lifting capacity or 75% of tipping load. Weight of all lifting accessories must be deducted from the above lifting capacities. Lifting capacities are based on the machine standing on a firm, uniform supporting surface. The use of a work tool attachment point to handle/lift objects, could affect the machine lift performance.

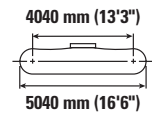
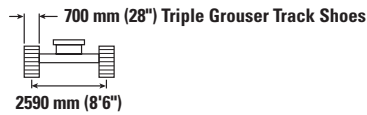
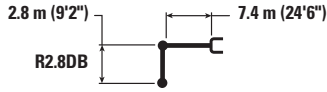
Lift capacity stays with ±5% for all available track shoes.












Always refer to the appropriate Operation and Maintenance Manual for specific product information.

340 UHD Hydraulic Excavator Specifications

Retrofit Boom (straight position) – with Bucket Linkages, without Bucket, Heavy Lift: On

Fixed Gauge Undercarriage



		4500 mm/15'0"		6000 mm/20'0"		7500 mm/25'0"		9000 mm/30'0"				mm ft/in
												
10 500 mm 35'0"	kg lb	*15 400 *34,250	*15 400 *34,250							*12 050 *27,250	*12 050 *27,250	5930 18'07"
9000 mm 30'0"	kg lb			*14 050 *30,750	12 550 26,900	*11 650 8450				*10 200 *22,750	8150 18,450	7640 24'07"
7500 mm 25'0"	kg lb	*13 400 *29,400	*13 400 *29,400	*14 450 *31,400	12 300 26,450	*12 550 *27,400	8500 18,250			*9400 *20,800	6400 14,250	8770 28'06"
6000 mm 20'0"	kg lb	*19 950 *42,950	18 150 39,300	*15 500 *33,500	11 650 25,150	12 800 27,550	8250 17,700	9500 20,350	6100 13,000	8550 19,000	5450 12,100	9530 31'01"
4500 mm 15'0"	kg lb			*16 800 *36,300	10 800 23,300	12 350 26,600	7800 16,850	9300 20,000	5900 12,700	7800 17,250	4950 10,850	10 010 32'09"
3000 mm 10'0"	kg lb			16 550 35,650	9950 21,550	11 900 25,550	7400 15,950	9050 19,500	5700 12,250	7450 16,400	4650 10,250	10 250 33'07"
1500 mm 5'0"	kg lb			15 950 34,300	9450 20,400	11 500 24,750	7050 15,200	8850 19,050	5500 11,850	7350 16,150	4600 10,050	10 260 33'07"
0 mm 0'0"	kg lb			15 700 33,800	9250 19,900	11 300 24,300	6850 14,800	8750 18,800	5400 11,600	7550 16,600	4700 10,300	10 050 32'11"
-1500 mm -5'0"	kg lb			*15 250 *33,100	9 250 19,950	11 250 24,250	6850 14,700	8750 18,850	5400 11,650	8100 17,850	5050 11,100	9600 31'05"



ISO 10567:2007



* Indicates that the load is limited by hydraulic lifting capacity rather than tipping load. The above loads are in compliance with hydraulic excavator lift capacity standard ISO 10567:2007. They do not exceed 87% of hydraulic lifting capacity or 75% of tipping load. Weight of all lifting accessories must be deducted from the above lifting capacities. Lifting capacities are based on the machine standing on a firm, uniform supporting surface. The use of a work tool attachment point to handle/lift objects, could affect the machine lift performance.

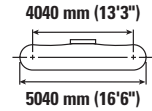
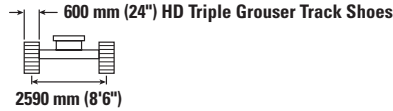
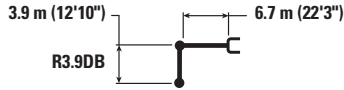
Lift capacity stays with $\pm 5\%$ for all available track shoes.

Always refer to the appropriate Operation and Maintenance Manual for specific product information.

340 UHD Hydraulic Excavator Specifications

Retrofit Boom (bent position) – with Bucket Linkages, without Bucket, Heavy Lift: On

Fixed Gauge Undercarriage



		3000 mm/10'0"		4500 mm/15'0"		6000 mm/20'0"		7500 mm/25'0"		9000 mm/30'0"		mm ft/in		
9000 mm 30'0"	kg lb							*6950	*6950			*6000 *13,250	*6000 *13,250	7720 24'10"
7500 mm 25'0"	kg lb							*9050 *19,850	*9050 *19,850			*5650 *12,450	*5650 *12,450	8840 28'09"
6000 mm 20'0"	kg lb							*9550 *20,800	9100 19,600	*8350 *16,900	6650 14,150	*5550 *12,200	*5550 *12,200	9600 31'04"
4500 mm 15'0"	kg lb					*12 000 *25,900	*12 000 *25,900	*10 500 *22,800	8700 18,700	*9650 *21,000	6450 13,800	*5600 *12,350	5250 11,550	10 080 32'11"
3000 mm 10'0"	kg lb			*19 050 *40,900	17 300 37,400	*14 100 *30,450	11 400 24,600	*11 650 *25,250	8200 17,600	9600 20,650	6150 13,200	*5850 *12,800	4850 10,700	10 310 33'09"
1500 mm 5'0"	kg lb			*22 450 *48,350	15 650 33,750	*16 050 *34,650	10 500 22,700	12 250 26,350	7700 16,550	9300 19,950	5850 12,600	*6200 *13,700	4700 10,350	10 320 33'10"
0 mm 0'0"	kg lb	*7800 *17,750	*7800 *17,750	*21 050 *48,800	14 750 31,750	16 550 35,550	9900 21,300	11 800 25,400	7300 15,700	9050 19,400	5650 12,100	*6850 *15,050	4750 10,400	10 110 33'01"
-1500 mm -5'0"	kg lb	*12 700 *28,600	*12 700 *28,600	*24 250 *52,500	14 400 30,950	16 150 34,650	9550 20,550	11 550 24,800	7050 15,150	8850 19,100	5500 11,800	*7850 *17,300	4950 10,950	9660 31'07"
-3000 mm -10'0"	kg lb	*18 450 *41,650	*18 450 *41,650	*23 250 *50,350	14 400 30,950	16 000 34,400	9450 20,350	11 450 24,650	6950 15,000			8950 19,800	5550 12,200	8940 29'02"
-4500 mm -15'0"	kg lb	*26 100	*26 100	*20 950 *45,200	14 650 31,500	*16 000 *34,450	9550 20,650	11 600 25,000	7100 15,300			10 850 24,250	6700 14,900	7870 25'07"



ISO 10567:2007



* Indicates that the load is limited by hydraulic lifting capacity rather than tipping load. The above loads are in compliance with hydraulic excavator lift capacity standard ISO 10567:2007. They do not exceed 87% of hydraulic lifting capacity or 75% of tipping load. Weight of all lifting accessories must be deducted from the above lifting capacities. Lifting capacities are based on the machine standing on a firm, uniform supporting surface. The use of a work tool attachment point to handle/lift objects, could affect the machine lift performance.

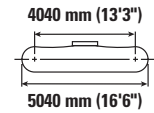
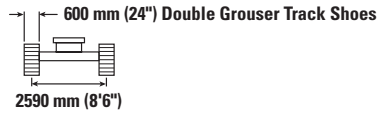
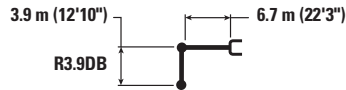
Lift capacity stays with ±5% for all available track shoes.















Always refer to the appropriate Operation and Maintenance Manual for specific product information.

340 UHD Hydraulic Excavator Specifications

Retrofit Boom (bent position) – with Bucket Linkages, without Bucket, Heavy Lift: On

Fixed Gauge Undercarriage



	3000 mm/10'0"		4500 mm/15'0"		6000 mm/20'0"		7500 mm/25'0"		9000 mm/30'0"				mm ft/in	
														
9000 mm 30'0"	kg lb							*6950	*6950			*6000 *13,250	*6000 *13,250	7720 24'10"
7500 mm 25'0"	kg lb							*9050 *19,850	*9050 *19,850			*5650 *12,450	*5650 *12,450	8840 28'09"
6000 mm 20'0"	kg lb							*9550 *20,800	9150 19,600	*8350 *16,900	6650 14,200	*5550 *12,200	*5550 *12,200	9600 31'04"
4500 mm 15'0"	kg lb					*12 000 *25,900	*12 000 *25,900	*10 500 *22,800	8700 18,750	*9650 *21,000	6450 13,800	*5600 *12,350	5250 11,550	10 080 32'11"
3000 mm 10'0"	kg lb		*19 050 *40,900	17 350 37,500	*14 100 *30,450	11 400 24,650	*11 650 *25 250	8200 17,650	9650 20,700	6150 13,250	*5850 *12,800	4900 10,750	10 310 33'09"	
1500 mm 5'0"	kg lb		*22 450 *48,350	15 650 33,800	*16 050 *34,650	10 550 22,750	12 300 26,450	7700 16,600	9300 20,000	5900 12,650	*6200 *13,700	4700 10,400	10 320 33'10"	
0 mm 0'0"	kg lb	*7800 *17,750	*7800 *17,750	*21 050 *48,800	14 800 31,800	16 550 35,650	9900 21,350	11 850 25,500	7300 15,750	9050 19,450	5650 12,100	*6850 *15,050	4750 10,450	10 110 33'01"
-1500 mm -5'0"	kg lb	*12 700 *28,600	*12 700 *28,600	*24 250 *52,500	14 450 31,050	16 150 34,750	9550 20,600	11 550 24,900	7050 15,200	8900 19,150	5500 11,800	*7850 *17,300	5000 11,000	9660 31'07"
-3000 mm -10'0"	kg lb	*18 450 *41,650	*18 450 *41,650	*23 250 *50,350	14 450 31,000	16 050 34,500	9 450 20,400	11 450 24,700	6950 15,000			9000 19,850	5550 12,250	8940 29'02"
-4500 mm -15'0"	kg lb	*26 100	*26 100	*20 950 *45,200	14 700 31,600	*16 000 *34,450	9600 20,700	11 600 25,050	7100 15,350			10 900 24,300	6700 14,900	7870 25'07"



ISO 10567:2007



* Indicates that the load is limited by hydraulic lifting capacity rather than tipping load. The above loads are in compliance with hydraulic excavator lift capacity standard ISO 10567:2007. They do not exceed 87% of hydraulic lifting capacity or 75% of tipping load. Weight of all lifting accessories must be deducted from the above lifting capacities. Lifting capacities are based on the machine standing on a firm, uniform supporting surface. The use of a work tool attachment point to handle/lift objects, could affect the machine lift performance.

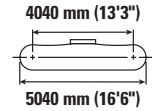
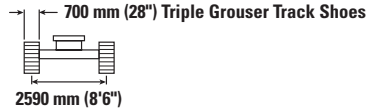
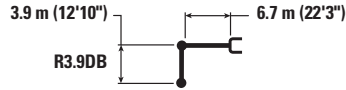
Lift capacity stays with ±5% for all available track shoes.

Always refer to the appropriate Operation and Maintenance Manual for specific product information.

340 UHD Hydraulic Excavator Specifications

Retrofit Boom (bent position) – with Bucket Linkages, without Bucket, Heavy Lift: On

Fixed Gauge Undercarriage



		3000 mm/10'0"		4500 mm/15'0"		6000 mm/20'0"		7500 mm/25'0"		9000 mm/30'0"		mm ft/in		
9000 mm 30'0"	kg lb							*6950	*6950			*6000 13,250	*6000 13,250	7720 24'10"
7500 mm 25'0"	kg lb							*9050 *19,850	*9050 *19,850			*5650 12,450	*5650 12,450	8840 28'09"
6000 mm 20'0"	kg lb							*9550 *20,800	9050 19,450	*8350 *16,900	6600 14,100	*5550 *12,200	*5550 *12,200	9600 31'04"
4500 mm 15'0"	kg lb					*12 000 *25,900	*12 000 *25,900	*10 500 *22,800	8650 18,600	*9650 *21,000	6400 13,700	*5600 *12,350	5200 11,450	10 080 32'11"
3000 mm 10'0"	kg lb			*19 050 *40,900	17 200 37,200	*14 100 *30,450	11 300 24,450	*11 650 *25,250	8150 17,500	9550 20,500	6100 13,100	*5850 *12,800	4850 10,650	10 310 33'09"
1500 mm 5'0"	kg lb			*22 450 *48,350	15 550 33,500	*16 050 *34,650	10 450 22,550	12 150 26,200	7650 16,450	9250 19,850	5800 12,500	*6200 *13,700	4650 10,300	10 320 33'10"
0 mm 0'0"	kg lb	*7800 *17,750	*7800 *17,750	*21 050 *48,800	14 650 31,550	16 400 35,300	9800 21,150	11 750 25,250	7250 15,600	8950 19,300	5600 12,000	*6850 *15,050	4700 10,350	10 110 33'01"
-1500 mm -5'0"	kg lb	12 700 *28,600	12 700 *28,600	*24 250 *52,500	14 300 30,750	16 000 34,400	9500 20,400	11 450 24,650	7000 15,050	8800 18,950	5450 11,700	*7850 *17,300	4950 10,850	9660 31'07"
-3000 mm -10'0"	kg lb	*18 450 *41,650	*18 450 *41,650	*23 250 *50,350	14 300 30,700	15 900 34,150	9 400 20,200	11 350 24,450	6900 14,850			8900 19,650	5500 12,100	8940 29'02"
-4500 mm -15'0"	kg lb	*26 100	*26 100	*20 950 *45,200	14 550 31,300	*16 000 *34,450	9500 20,500	11 500 24,800	7050 15,200			10 800 24,050	6650 14,800	7870 25'07"



ISO 10567:2007



* Indicates that the load is limited by hydraulic lifting capacity rather than tipping load. The above loads are in compliance with hydraulic excavator lift capacity standard ISO 10567:2007. They do not exceed 87% of hydraulic lifting capacity or 75% of tipping load. Weight of all lifting accessories must be deducted from the above lifting capacities. Lifting capacities are based on the machine standing on a firm, uniform supporting surface. The use of a work tool attachment point to handle/lift objects, could affect the machine lift performance.

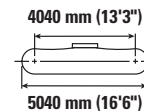
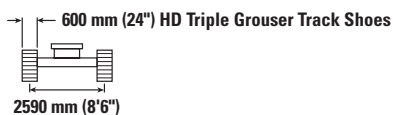
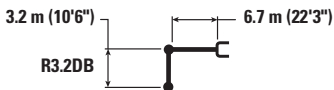
Lift capacity stays with ±5% for all available track shoes.

Always refer to the appropriate Operation and Maintenance Manual for specific product information.

340 UHD Hydraulic Excavator Specifications

Retrofit Boom (bent position) – with Bucket Linkages, without Bucket, Heavy Lift: On

Fixed Gauge Undercarriage



Boom Length	Unit	3000 mm/10'0"		4500 mm/15'0"		6000 mm/20'0"		7500 mm/25'0"		9000 mm/30'0"		mm ft/in		
		kg lb	kg lb	kg lb	kg lb	kg lb	kg lb	kg lb	kg lb	kg lb	kg lb	kg lb	kg lb	
9000 mm 30'0"	kg lb											*7700 *17,100	*7700 *17,100	6780 21'08"
7500 mm 25'0"	kg lb							*10 050 *20,300	9100 19,450			*7250 *15,950	*7250 *15,950	8030 26'00"
6000 mm 20'0"	kg lb							*10 500 *22,950	8900 19,150			*7150 *15,700	6650 14,750	8860 28'10"
4500 mm 15'0"	kg lb			*16 950 *36,350	*16 950 *36,350	*13 250 *28,600	12 000 25,900	*11 350 *24,700	8500 18,350	9750 *20,050	6300 13,550	*7250 *15,950	5850 13,000	9370 30'08"
3000 mm 10'0"	kg lb			*21 150 *45,400	16 550 35,850	*15 250 *32,900	11 100 24,000	*12 450 *27,000	8050 17,350	9550 20,450	6100 13,050	*7600 *16,700	5450 12,000	9630 31'06"
1500 mm 5'0"	kg lb			*18 250 *43,600	15 250 32,850	*16 900 *36,600	10 350 22,350	12 150 26,200	7600 16,400	9250 19,900	5850 12,600	*8200 *18,000	5250 11,600	9640 31'07"
0 mm 0'0"	kg lb			*19 950 *46,300	14 700 31,650	16 500 35,400	9850 21,250	11 800 25,400	7300 15,700	9050 19,500	5650 12,200	8500 18,700	5350 11,700	9410 30'10"
-1500 mm -5'0"	kg lb	*13 850 *31,250	*13 850 *31,250	*24 000 *52,050	14 550 31,350	16 200 34,850	9650 20,750	11 600 25,000	7150 15,350			9100 20,050	5650 12,450	8930 29'02"
-3000 mm -10'0"	kg lb	*21 750 *49,100	*21 750 *49,100	*22 400 *48,550	14 700 31,600	16 200 34,850	9650 20,750	11 650 25,050	7150 15,400			10 400 23,000	6450 14,250	8140 26'07"
-4500 mm -15'0"	kg lb			*19 300 *41,550	15 050 32,450	*14 850 *31,750	9900 21,350					*12 300 *27,100	8150 18,250	6940 22'06"



ISO 10567:2007



* Indicates that the load is limited by hydraulic lifting capacity rather than tipping load. The above loads are in compliance with hydraulic excavator lift capacity standard ISO 10567:2007. They do not exceed 87% of hydraulic lifting capacity or 75% of tipping load. Weight of all lifting accessories must be deducted from the above lifting capacities. Lifting capacities are based on the machine standing on a firm, uniform supporting surface. The use of a work tool attachment point to handle/lift objects, could affect the machine lift performance.

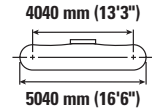
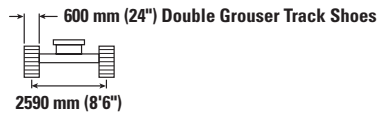
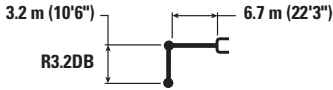
Lift capacity stays with ±5% for all available track shoes.

Always refer to the appropriate Operation and Maintenance Manual for specific product information.

340 UHD Hydraulic Excavator Specifications

Retrofit Boom (bent position) – with Bucket Linkages, without Bucket, Heavy Lift: On

Fixed Gauge Undercarriage



Boom Length	Unit	3000 mm/10'0"		4500 mm/15'0"		6000 mm/20'0"		7500 mm/25'0"		9000 mm/30'0"		mm ft/in		
		kg lb	kg lb	kg lb	kg lb	kg lb	kg lb	kg lb	kg lb	kg lb	kg lb	kg lb	kg lb	mm ft/in
9000 mm 30'0"	kg lb											*7700 *17,100	*7700 *17,100	6780 21'08"
7500 mm 25'0"	kg lb							*10 050 *20,300	9100 19,500			*7250 *15,950	*7250 *15,950	8030 26'00"
6000 mm 20'0"	kg lb							*10 500 *22,950	8900 19,150			*7150 *15,700	6650 14,800	8860 28'10"
4500 mm 15'0"	kg lb			*16 950 *36,350	*16 950 *36,350	*13 250 *28,600	12 050 25,950	*11 350 *24,700	8550 18,400	9800 *20,050	6350 13,550	*7250 *15,950	5900 13,000	9370 30'08"
3000 mm 10'0"	kg lb			*21 150 *45,400	16 600 35,900	*15 250 *32,900	11 150 24,050	*12 450 *27,000	8100 17,400	9550 20,500	6100 13,100	*7600 *16,700	5450 12,050	9630 31'06"
1500 mm 5'0"	kg lb			*18 250 *43,600	15 250 32,950	*16 900 *36,600	10 400 22,400	12 200 26,250	7650 16,450	9300 19,950	5850 12,600	*8200 *18,000	5300 11,600	9640 31'07"
0 mm 0'0"	kg lb			*19 950 *46,300	14 750 31,700	16 500 35,500	9900 21,300	11 850 25,500	7300 15,750	9100 19,550	5700 12,250	8550 18,750	5350 11,750	9410 30'10"
-1500 mm -5'0"	kg lb	*13 850 *31,250	*13 850 *31,250	*24 000 *52,050	14 600 31,400	16 250 34,950	9650 20,800	11 650 25,050	7150 15,400			9100 20,100	5700 12,500	8930 29'02"
-3000 mm -10'0"	kg lb	*21 750 *49,100	*21 750 *49,100	*22 400 *48,550	14 750 31,700	16 250 34,950	9650 20,800	11 650 25,100	7150 15,400			10 400 23,050	6450 14,300	8140 26'07"
-4500 mm -15'0"	kg lb			*19 300 *41,550	15 100 32,500	*14 850 *31,750	9900 21,400					*12 300 *27,100	8200 18,300	6940 22'06"



ISO 10567:2007



* Indicates that the load is limited by hydraulic lifting capacity rather than tipping load. The above loads are in compliance with hydraulic excavator lift capacity standard ISO 10567:2007. They do not exceed 87% of hydraulic lifting capacity or 75% of tipping load. Weight of all lifting accessories must be deducted from the above lifting capacities. Lifting capacities are based on the machine standing on a firm, uniform supporting surface. The use of a work tool attachment point to handle/lift objects, could affect the machine lift performance.

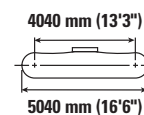
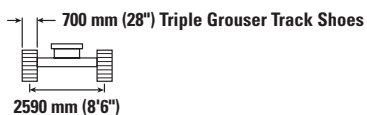
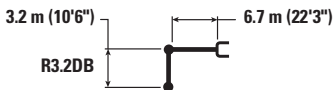
Lift capacity stays with ±5% for all available track shoes.

Always refer to the appropriate Operation and Maintenance Manual for specific product information.

340 UHD Hydraulic Excavator Specifications

Retrofit Boom (bent position) – with Bucket Linkages, without Bucket, Heavy Lift: On

Fixed Gauge Undercarriage



		3000 mm/10'0"		4500 mm/15'0"		6000 mm/20'0"		7500 mm/25'0"		9000 mm/30'0"		mm ft/in		
9000 mm 30'0"	kg lb											*7700 *17,100	*7700 *17,100	6780 21'08"
7500 mm 25'0"	kg lb							*10 050 *20,300	9050 19,350			*7250 *15,950	*7250 *15,950	8030 26'00"
6000 mm 20'0"	kg lb							*10 500 *22,950	8850 19,000			*7150 *15,700	6600 14,700	8860 28'10"
4500 mm 15'0"	kg lb			*16 950 *36,350	*16 950 *36,350	*13 250 *28,600	11 950 25,750	*11 350 *24,700	8450 18,250	9700 *20,050	6300 13,450	*7250 *15,950	5850 12,900	9370 30'08"
3000 mm 10'0"	kg lb			*21 150 *45,400	16 450 35,600	*15 250 *32,900	11 050 23,850	*12 450 *27,000	8000 17,250	9450 20,300	6050 13,000	*7600 *16,700	5400 11,900	9630 31'06"
1500 mm 5'0"	kg lb			*18 250 *43,600	15 150 32,650	*16 900 36,400	10 300 22,200	12 100 26,000	7550 16,300	9200 19,800	5800 12,500	*8200 *18,000	5250 11,500	9640 31'07"
0 mm 0'0"	kg lb			*19 950 *46,300	14 600 31,400	16 350 35,200	9800 21,100	11 750 25,250	7250 15,600	9000 19,350	5650 12,100	8450 18,600	5300 11,600	9410 30'10"
-1500 mm -5'0"	kg lb	*13 850 *31,250	*13 850 *31,250	*24 000 *52,050	14 450 31,100	16 100 34,600	9550 20,600	11 550 24,800	7100 15,250			9050 19,900	5600 12,400	8930 29'02"
-3000 mm -10'0"	kg lb	*21 750 *49,100	*21 750 *49,100	*22 400 *48,550	14 600 31,400	16 100 34,600	9550 20,600	11 550 24,850	7100 15,250			10 300 22,850	6400 14,150	8140 26'07"
-4500 mm -15'0"	kg lb			*19 300 *41,550	14 950 32,250	*14,850 *31,750	9800 21,200					*12 300 *27 100	8100 18,150	6940 22'06"



ISO 10567:2007



* Indicates that the load is limited by hydraulic lifting capacity rather than tipping load. The above loads are in compliance with hydraulic excavator lift capacity standard ISO 10567:2007. They do not exceed 87% of hydraulic lifting capacity or 75% of tipping load. Weight of all lifting accessories must be deducted from the above lifting capacities. Lifting capacities are based on the machine standing on a firm, uniform supporting surface. The use of a work tool attachment point to handle/lift objects, could affect the machine lift performance.

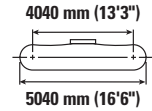
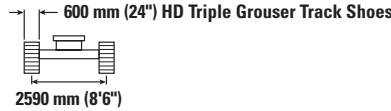
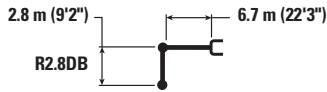
Lift capacity stays with ±5% for all available track shoes.

Always refer to the appropriate Operation and Maintenance Manual for specific product information.

340 UHD Hydraulic Excavator Specifications

Retrofit Boom (bent position) – with Bucket Linkages, without Bucket, Heavy Lift: On

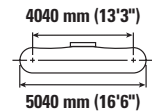
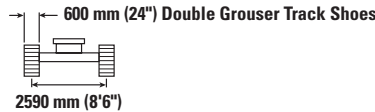
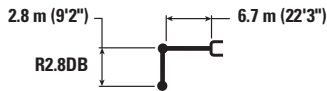
Fixed Gauge Undercarriage



Boom Length	Unit	3000 mm/10'0"		4500 mm/15'0"		6000 mm/20'0"		7500 mm/25'0"		9000 mm/30'0"		mm ft/in		
		kg lb	kg lb	kg lb	kg lb	kg lb	kg lb	kg lb	kg lb	kg lb	kg lb	kg lb	kg lb	
9000 mm 30'0"	kg lb											*9900 *22,000	*9900 *22,000	6360 20'03"
7500 mm 25'0"	kg lb							*10 700 8950				*9150 *20,200	8550 19,150	7690 24'11"
6000 mm 20'0"	kg lb					*12 200 *26,450	*12 200 *26,450	*11 050 *24,150	8800 18,900			*8950 *19,650	7000 15,550	8550 27'10"
4500 mm 15'0"	kg lb			*18 200 *39,000	18 100 *39,000	*13 900 *30,050	11 850 25,600	*11 850 *25,750	8450 18,150	9700	6250	*9000 *19,850	6150 13,600	9080 29'08"
3000 mm 10'0"	kg lb			*18 750 *47,950	16 150 34,950	*15 850 *34,200	10 950 23,700	12 600 27,100	8000 17,250	9500 20,400	6050 13,000	8950 19,700	5700 12,550	9340 30'07"
1500 mm 5'0"	kg lb			*31,150 *31,150		16 950 36,450	10 300 22,200	12 150 26,150	7600 16,400	9250 19,900	5850 12,600	8750 19,250	5550 12,150	9350 30'08"
0 mm 0'0"	kg lb			*17 400 *40,700	14 700 31,650	16 450 35,400	9850 21,250	11 850 25,450	7300 15,750	9100	5700	8950 19,700	5600 12,350	9120 29'10"
-1500 mm -5'0"	kg lb	*12 800 *29,100	*12 800 *29,100	*23 650 *51,350	14 700 31,600	16 300 35,000	9 700 20,900	11 700 25,150	7200 15,500			9650 21,250	6000 13,250	8620 28'02"
-3000 mm -10'0"	kg lb			*21 700 *47,050	14 900 32,000	16 350 35,150	9 750 21,050	11 750 25,350	7250 15,700			11 150 24,750	6950 15,350	7800 25'05"

Retrofit Boom (bent position) – with Bucket Linkages, without Bucket, Heavy Lift: On

Fixed Gauge Undercarriage



Boom Length	Unit	3000 mm/10'0"		4500 mm/15'0"		6000 mm/20'0"		7500 mm/25'0"		9000 mm/30'0"		mm ft/in		
		kg lb	kg lb	kg lb	kg lb	kg lb	kg lb	kg lb	kg lb	kg lb	kg lb	kg lb	kg lb	
9000 mm 30'0"	kg lb											*9900 *22,000	*9900 *22,000	6360 20'03"
7500 mm 25'0"	kg lb							*10 700 8950				*9150 *20,200	8550 19,200	7690 24'11"
6000 mm 20'0"	kg lb					*12 200 *26,450	*12 200 *26,450	*11 050 *24,150	8800 18,950			*8950 *19,650	7000 15,600	8550 27'10"
4500 mm 15'0"	kg lb			*18 200 *39,000	18 150 *39,000	*13 900 *30,050	11 850 25,600	*11 850 *25,750	8450 18,200	9700	6250	*9000 *19,850	6150 13,650	9080 29'08"
3000 mm 10'0"	kg lb			*18 750 *47,950	16 150 35,000	*15 850 *34,200	11 000 23,750	12 600 27,150	8000 17,300	9500 20,450	6100 13,050	8950 19,750	5700 12,600	9340 30'07"
1500 mm 5'0"	kg lb			*31,150 *31,150		17 000 36,550	10 300 22,250	12 150 26,200	7600 16,400	9300 19,950	5900 12,650	8750 19,300	5550 12,200	9350 30'08"
0 mm 0'0"	kg lb			*17 400 *40,700	14 750 31,750	16 500 35,500	9900 21,300	11 850 25,500	7350 15,800	9150	5750	8950 19,750	5650 12,400	9120 29'10"
-1500 mm -5'0"	kg lb	*12 800 *29,100	*12 800 *29,100	*23 650 *51,350	14 750 31,700	16 300 35,100	9750 20,950	11 700 25,200	7200 15,550			9650 21,300	6050 13,300	8620 28'02"
-3000 mm -10'0"	kg lb			*21,700 *47,050	14 900 32,100	16 400 35,250	9800 21,100	11 800 25,400	7300 15,750			11 200 24,800	6950 15,400	7800 25'05"



ISO 10567:2007



* Indicates that the load is limited by hydraulic lifting capacity rather than tipping load. The above loads are in compliance with hydraulic excavator lift capacity standard ISO 10567:2007. They do not exceed 87% of hydraulic lifting capacity or 75% of tipping load. Weight of all lifting accessories must be deducted from the above lifting capacities. Lifting capacities are based on the machine standing on a firm, uniform supporting surface. The use of a work tool attachment point to handle/lift objects, could affect the machine lift performance.

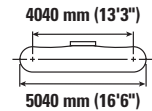
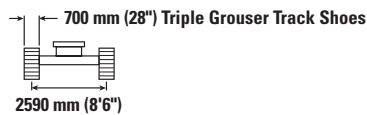
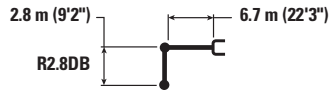
Lift capacity stays with ±5% for all available track shoes.



Always refer to the appropriate Operation and Maintenance Manual for specific product information.

340 UHD Hydraulic Excavator Specifications

Retrofit Boom (bent position) – with Bucket Linkages, without Bucket, Heavy Lift: On

Fixed Gauge Undercarriage



	3000 mm/10'0"		4500 mm/15'0"		6000 mm/20'0"		7500 mm/25'0"		9000 mm/30'0"				mm ft/in		
	kg lb	kg lb	kg lb	kg lb	kg lb	kg lb	kg lb	kg lb	kg lb	kg lb	kg lb	kg lb			
9000 mm 30'0"													*9900 *22,000	*9900 *22,000	6360 20'03"
7500 mm 25'0"							*10 700	8900					*9150 *20,200	8500 19,050	7690 24'11"
6000 mm 20'0"					*12 200 *26,450	*12 200 *26,450	*11 050 *24,150	8750 18,800					*8950 *19,650	6950 15,450	8550 27'10"
4500 mm 15'0"			*18 200 *39,000	18 000 38,950	*13 900 *30,050	11 750 25,400	*11 850 *25,750	8400 18,050	9650	6200			*9000 *19,850	6100 13,500	9080 29'08"
3000 mm 10'0"			*18 750 *47,950	16 050 34,700	*15 850 *34,200	10 900 23,550	12 500 26,900	7950 17,150	9450 20,250	6050 12,950			8900 19,550	5650 12,500	9340 30'07"
1500 mm 5'0"			*31,150	*31,150	16 850 36,200	10 200 22,050	12 050 25,950	7550 16,250	9200 19,800	5800 12,500			8700 19,100	5500 12,100	9350 30'08"
0 mm 0'0"			*17 400 *40,700	14 600 31,450	16 350 35,150	9800 21,100	11 750 25,250	7250 15,650	9050	5650			8900 19,550	5550 12,250	9120 29'10"
-1500 mm -5'0"		*12 800 *29,100	*12 800 *29,100	*23 650 *51,350	14 600 31,400	16 150 34,750	9650 20,750	11 600 24,950	7150 15,400				9550 21,100	5950 13,150	8620 28'02"
-3000 mm -10'0"				*21 700 *47,050	14 800 31,800	16 250 34,900	9700 20,900	11 700 25,200	7200 15,600				11 100 24,600	6900 15,250	7800 25'05"



ISO 10567:2007



* Indicates that the load is limited by hydraulic lifting capacity rather than tipping load. The above loads are in compliance with hydraulic excavator lift capacity standard ISO 10567:2007. They do not exceed 87% of hydraulic lifting capacity or 75% of tipping load. Weight of all lifting accessories must be deducted from the above lifting capacities. Lifting capacities are based on the machine standing on a firm, uniform supporting surface. The use of a work tool attachment point to handle/lift objects, could affect the machine lift performance.

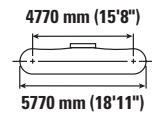
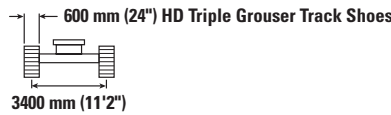
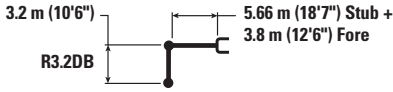
Lift capacity stays with ±5% for all available track shoes.

Always refer to the appropriate Operation and Maintenance Manual for specific product information.

340 UHD Hydraulic Excavator Specifications

Two-Piece Boom – with Bucket Linkages, without Bucket, Heavy Lift: On

Hydraulic Variable Gauge Undercarriage



Boom Length	Unit	3000 mm/10'0"		4500 mm/15'0"		6000 mm/20'0"		7500 mm/25'0"		9000 mm/30'0"		10 500 mm/35'0"		12 000 mm/40'0"		mm ft/in		
		kg	lb	kg	lb	kg	lb	kg	lb	kg	lb	kg	lb	kg	lb	kg	lb	
12 000 mm 40'0"	kg lb															*8150 *18,250	*8150 *18,250	7370 23'03"
10 500 mm 35'0"	kg lb							*8150 *17 300	*8150 *17 300	*7550	*7550					*7500 *16,600	*7500 *16,600	9030 29'01"
9000 mm 30'0"	kg lb							*7950 *17,050	*7950 *17,050	*6800 *15,300	*6800 *15,300					*7150 *15,850	*7150 *15,850	10 200 33'01"
7500 mm 25'0"	kg lb			*15 250 *33,150	*15 250 *33,150	*10 900 *23,500	*10 900 *23,500	*7400 *15,850	*7400 *15,850	*5900 *13,400	*5900 *13,400	*6800 *15,150	*6800 *15,150			*6800 *14,950	*6800 *14,950	11 050 36'00"
6000 mm 20'0"	kg lb			*14 750 *32,100	*14 750 *32,100	*9600 *20,750	*9600 *20,750	*6600 *14,200	*6600 *14,200	*5850 *12,650	*5850 *12,650	*6500 *14,500	*6500 *14,500			*6600 *14,550	6450 14,300	11 640 38'00"
4500 mm 15'0"	kg lb			*14 950 *30,300	*14 950 *30,300	*10 700 *22,550	*10 700 *22,550	*7800 *16,700	*7800 *16,700	*6450 *13,950	*6450 *13,950	*6500 *14,450	*6500 *14,450	*6550	6000	*6550 *14,450	6000 13,200	12 010 39'04"
3000 mm 10'0"	kg lb					*9700 *21,600	*9700 *21,600	*9800 *20,850	*9800 *20,850	*7450 *15,950	*7450 *15,950	*6850 *15,150	*6850 *15,150	*6800	5850	*6650 *14,650	5700 12,550	12 190 39'11"
1500 mm 5'0"	kg lb					*8700 *19,350	*8700 *19,350	*11 550 *25,000	*11 550 *23,350	*8750 *18,700	*8750 *18,700	*7600 *16,700	*7600 *16,700	*7050	5700	*6900 *15,200	5550 12,250	12 170 39'11"
0 mm 0'0"	kg lb			*11 400 *23,900	*11 400 *23,900	*8600 *18,850	*8600 *18,850	*12 100 *26,200	10 550 22,700	*10 000 *21,700	8250 17,850	*8450 *18,250	6750 14,500			*7150 *15,750	5600 12,350	11 970 39'03"
-1500 mm -5'0"	kg lb			*10 150 *22,150	*10 150 *22,150	*13 300 *29,100	*13 300 *29,100	*11 550 *25,000	10 450 22,500	*9650 *20,900	8150 17,550	*8100 *17,500	6650 14,300			*7050 *15,500	5850 12,900	11 570 37'11"
-3000 mm -10'0"	kg lb	*19 300 *42,600	*19 300 *42,600	*15 650 *33,800	*15 650 *33,800	*12 100 *26,400	*12 100 *26,400	10600 *22,950	10 500 22,600	*8950 *19,350	8150 17,600	*7400 *15,750	6650 14,400			*6850 *15,050	6350 14,000	10 960 35'10"
-4500 mm -15'0"	kg lb			*15 800 *34,200	*15 800 *34,200	*11 300 *24,400	*11 300 *24,400	*9200 *19,850	*9200 *19,850	*9200 *16,450	*9200 *16,450					*6400 *14,050	*6400 *14,050	10 070 32'10"
-6000 mm -20'0"	kg lb			*16 200	*16 200	*11 650 *25,250	*11 650 *25,250									*9200 *21,500	*9200 *21,500	7400 23'00"



ISO 10567:2007



* Indicates that the load is limited by hydraulic lifting capacity rather than tipping load. The above loads are in compliance with hydraulic excavator lift capacity standard ISO 10567:2007. They do not exceed 87% of hydraulic lifting capacity or 75% of tipping load. Weight of all lifting accessories must be deducted from the above lifting capacities. Lifting capacities are based on the machine standing on a firm, uniform supporting surface. The use of a work tool attachment point to handle/lift objects, could affect the machine lift performance.

Lift capacity stays with ±5% for all available track shoes.

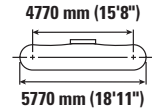
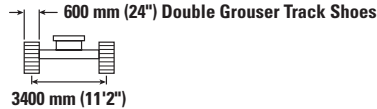
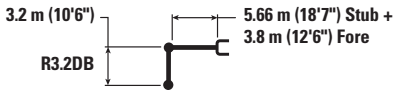
Always refer to the appropriate Operation and Maintenance Manual for specific product information.

VA-cylinder is flexible.

340 UHD Hydraulic Excavator Specifications

Two-Piece Boom – with Bucket Linkages, without Bucket, Heavy Lift: On

Hydraulic Variable Gauge Undercarriage



Boom Length	Unit	3000 mm/10'0"		4500 mm/15'0"		6000 mm/20'0"		7500 mm/25'0"		9000 mm/30'0"		10 500 mm/35'0"		12 000 mm/40'0"		mm ft/in			
		kg	lb	kg	lb	kg	lb	kg	lb	kg	lb	kg	lb	kg	lb	kg	lb	mm	ft/in
12 000 mm 40'0"	kg lb																*8150 *18,250	*8150 *18,250	7370 23'03"
10 500 mm 35'0"	kg lb							*8150 *17,300	*8150 *17,300	*7550	*7550						*7500 *16,600	*7500 *16,600	9030 29'01"
9000 mm 30'0"	kg lb							*7950 *17,050	*7950 *17,050	*6800	*6800						*7150 *15,850	*7150 *15,850	10 200 33'01"
7500 mm 25'0"	kg lb			*15 250 *33,150	*15 250 *33,150	*10 900 *23,500	*10 900 *23,500	*7400 *15,850	*7400 *15,850	*5900 *13,400	*5900 *13,400	*6800	*6800				*6800 *14,950	*6800 *14,950	11 050 36'00"
6000 mm 20'0"	kg lb			*14 750 *32,100	*14 750 *32,100	*9600 *20,750	*9600 *20,750	*6600 *14,200	*6600 *14,200	*5850 *12,650	*5850 *12,650	*6500	*6500				*6600 *14,550	6500 *14,350	11 640 38'00"
4500 mm 15'0"	kg lb			*14 950 *30,300	*14 950 *30,300	*10 700 *22,550	*10 700 *22,550	*7800 *16,700	*7800 *16,700	*6450 *13,950	*6450 *13,950	*6500	*6500	*6550	6000		*6550 *14,450	6000 13,200	12 010 39'04"
3000 mm 10'0"	kg lb					*9700 *21,600	*9700 *21,600	*9800 *20,850	*9800 *20,850	*7450 *15,950	*7450 *15,950	*6850	*6850	*6800	5850		*6650 *14,650	5700 12,550	12 190 39'11"
1500 mm 5'0"	kg lb					*8700 *19,350	*8700 *19,350	*11 550 *25,000	10 850 23,400	*8750 *18,700	8550 18,450	*7600	6950	*7050	5700		*6900 *15,200	5600 12,300	12 170 39'11"
0 mm 0'0"	kg lb			*11 400 *23,900	*11 400 *23,900	*8600 *18,850	8600 *18,850	*12 100 *26,200	10 550 22,800	10 000 *21,700	8300 17,900	*8450	6750 14,550				*7150 *15,750	5650 12,400	11 970 39'03"
-1500 mm -5'0"	kg lb			*10 150 *22,150	*10 150 *22,150	*13 300 *29,100	*13 300 *29,100	*11 550 *25,000	10 500 22,550	*9650 *20,900	8200 17,600	*8100	6650 14,350				*7050 *15,500	5850 12,950	11 570 37'11"
-3000 mm -10'0"	kg lb	*19 300 *42,600	*19 300 *42,600	*15 650 *33,800	*15 650 *33,800	*12 100 *26,400	*12 100 *26,400	*10 600 *22,950	*10 550 22,700	*8950 *19,350	8200 17,650	*7400	6700 14,450				*6850 *15,050	6350 14,050	10 960 35'10"
-4500 mm -15'0"	kg lb		*54,600	*15 800 *34,200	*15 800 *34,200	*11 300 *24,400	*11 300 *24,400	*9200 *19,850	*9200 *19,850	*7700 *16,450	*7700						*6400 *14,050	*6400 *14,050	10 070 32'10"
-6000 mm -20'0"	kg lb			*16 200	*16 200	*11 650 *25,250	*11 650 *25,250										*9200 *21,500	*9200 *21,500	7400 23'00"



ISO 10567:2007



* Indicates that the load is limited by hydraulic lifting capacity rather than tipping load. The above loads are in compliance with hydraulic excavator lift capacity standard ISO 10567:2007. They do not exceed 87% of hydraulic lifting capacity or 75% of tipping load. Weight of all lifting accessories must be deducted from the above lifting capacities. Lifting capacities are based on the machine standing on a firm, uniform supporting surface. The use of a work tool attachment point to handle/lift objects, could affect the machine lift performance.

Lift capacity stays with ±5% for all available track shoes.

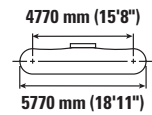
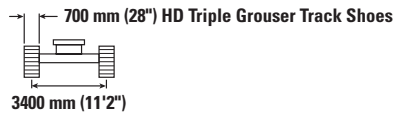
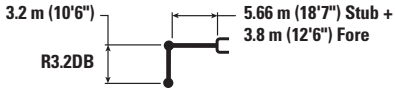
Always refer to the appropriate Operation and Maintenance Manual for specific product information.

VA-cylinder is flexible.

340 UHD Hydraulic Excavator Specifications

Two-Piece Boom – with Bucket Linkages, without Bucket, Heavy Lift: On

Hydraulic Variable Gauge Undercarriage



Boom Length	Unit	3000 mm/10'0"		4500 mm/15'0"		6000 mm/20'0"		7500 mm/25'0"		9000 mm/30'0"		10 500 mm/35'0"		12 000 mm/40'0"		mm ft/in			
		kg	lb	kg	lb	kg	lb	kg	lb	kg	lb	kg	lb	kg	lb	kg	lb	mm	ft/in
12 000 mm 40'0"	kg lb																*8150 *18,250	*8150 *18,250	7370 23'03"
10 500 mm 35'0"	kg lb							*8150 *17,300	*8150 *17,300	*7550	*7550						*7500 *16,600	*7500 *16,600	9030 29'01"
9000 mm 30'0"	kg lb							*7950 *17,050	*7950 *17,050	*6800	*6800						*7150 *15,850	*7150 *15,850	10 200 33'01"
7500 mm 25'0"	kg lb			*15 250 *33,150	*15 250 *33,150	*10 900 *23,500	*10 900 *23,500	*7400 *15,850	*7400 *15,850	*5900 *13,400	*5900 *13,400	*6800	*6800				*6800 *14,950	*6800 *14,950	11 050 36'00"
6000 mm 20'0"	kg lb			*14 750 *32,100	*14 750 *32,100	*9600 *20,750	*9600 *20,750	*6600 *14,200	*6600 *14,200	*5850 *12,650	*5850 *12,650	*6500	*6500				*6600 *14,550	6550 14,450	11 640 38'00"
4500 mm 15'0"	kg lb			*14 950 *30,300	*14 950 *30,300	*10 700 *22,550	*10 700 *22,550	*7800 *16,700	*7800 *16,700	*6450 *13,950	*6450 *13,950	*6500	*6500	*6550	6050		*6550 *14,450	6050 13,350	12 010 39'04"
3000 mm 10'0"	kg lb					*9700 *21,600	*9700 *21,600	*9800 *20,850	*9800 *20,850	*7450 *15,950	*7450 *15,950	*6850	*6850	*6800	5900		*6650 *14,650	5750 12,700	12 190 39'11"
1500 mm 5'0"	kg lb					*8700 *19,350	*8700 *19,350	*11 550 *25,000	*10 950 *23,600	*8750 *18,700	8650 18,600	*7600	7000	*7050	5750		*6900 *15,200	5650 12,400	12 170 39'11"
0 mm 0'0"	kg lb			*11 400 *23,900	*11 400 *23,900	*8600 *18,850	*8600 *18,850	*12 100 *26,200	10 650 23,000	*10 000 *21,700	*8400 18,050	*8450	6800				*7150 *15,750	5700 12,500	11 970 39'03"
-1500 mm -5'0"	kg lb			*10 150 *22,150	*10 150 *22,150	*13 300 *29,100	*13 300 *29,100	*11 550 *25,000	10 600 *22,800	*9650 *20,900	8250 17,800	*8100	6750				*7050 *15,500	5950 13,050	11 570 37'11"
-3000 mm -10'0"	kg lb	*19 300 *42,600	*19 300 *42,600	*15 650 *33,800	*15 650 *33,800	*12 100 *26,400	*12 100 *26,400	*10 600 *22,950	*10 600 *22,950	*8950 *19,350	8250 17,800	*7400	6750				*6850 *15,050	6400 14,150	10 960 35'10"
-4500 mm -15'0"	kg lb		*54,600	*15 800 *34,200	*15 800 *34,200	*11 300 *24,400	*11 300 *24,400	*9200 *19,850	*9200 *19,850	*7700 *16,450	*7700						*6400 *14,050	*6400 *14,050	10 070 32'10"
-6000 mm -20'0"	kg lb			*16 200	*16 200	*11 650 *25,250	*11 650 *25,250										*9200 *21,500	*9200 *21,500	7400 23'00"



ISO 10567:2007



* Indicates that the load is limited by hydraulic lifting capacity rather than tipping load. The above loads are in compliance with hydraulic excavator lift capacity standard ISO 10567:2007. They do not exceed 87% of hydraulic lifting capacity or 75% of tipping load. Weight of all lifting accessories must be deducted from the above lifting capacities. Lifting capacities are based on the machine standing on a firm, uniform supporting surface. The use of a work tool attachment point to handle/lift objects, could affect the machine lift performance.

Lift capacity stays with ±5% for all available track shoes.

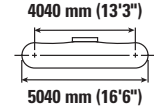
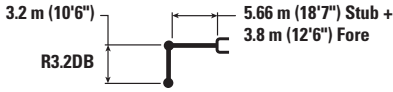
Always refer to the appropriate Operation and Maintenance Manual for specific product information.

VA-cylinder is flexible.

340 UHD Hydraulic Excavator Specifications

Two-Piece Boom – with Bucket Linkages, without Bucket, Heavy Lift: On

Fixed Gauge Undercarriage



		3000 mm/10'0"		4500 mm/15'0"		6000 mm/20'0"		7500 mm/25'0"		9000 mm/30'0"		10 500 mm/35'0"		12 000 mm/40'0"		mm ft/in			
12 000 mm 40'0"	kg lb																*8250 *18,500	*8250 *18,500	7130 22'05"
10 500 mm 35'0"	kg lb							*8100 *17,250	*8100 *17,250								*7550 *16,750	6600 15,050	8870 28'06"
9000 mm 30'0"	kg lb							*8000 *17,150	*8000 *17,150	*6900 *15,600	6450 13,700						*7200 *15,950	5050 11,350	10 080 32'08"
7500 mm 25'0"	kg lb			*15 350 *33,350	*15 350 *33,350	*10 950 *23,650	*10 950 *23,650	*7450 *16,000	*7450 *16,000	*6000 *13,550	*6000 13,250	*6850 *15,200	4550 9700				6800 *15,050	4150 9200	10 960 35'09"
6000 mm 20'0"	kg lb			*14 800 *32,200	*14 800 *32,200	*9700 *21,250	*9700 *21,250	*6500 *14,000	*6500 *14,000	*5800 *12,550	*5750 12,400	*6500 *14,550	4400 9350				6000 13,250	3550 7850	11 580 37'10"
4500 mm 15'0"	kg lb			*14 150 *28,950	*14 150 *28,950	*10 250 *21,650	8950 19,250	*7650 *16,350	*6850 14,850	*6350 *13,750	5300 11,400	*6450 *14,400	4100 8800				5500 12,100	3150 7000	11 980 39'02"
3000 mm 10'0"	kg lb					*9700 *21,750	8050 17,300	*9550 *20,250	6100 13,250	*7300 *15,700	4850 10,400	6600 14,200	3850 8200	5300 3000			5200 11,400	2900 6450	12 170 39'11"
1500 mm 5'0"	kg lb					*8600 *19,250	7450 15,950	10 100 21,750	5600 12,100	7900 17,000	4450 9600	6350 13,600	3600 7700	5150 2850			5050 11,100	2800 6150	12 180 39'11"
0 mm 0'0"	kg lb			*11 850 *25,000	11 750 *25,000	*8550 *19,050	7200 15,450	9750 21,050	5300 11,450	7600 16,400	4200 9050	6150 13,200	3400 7300	5050 2800			5050 11,150	2800 6100	12 010 39'04"
-1500 mm -5'0"	kg lb			*9650 *20,550	*9650 *20,550	*13 050 29,300	7200 15,500	9650 20,800	5200 11,200	7450 16,050	4100 8750	6050 13,000	3300 7100				5250 11,600	2850 6300	11 630 38'01"
-3000 mm -10'0"	kg lb	*18 850 *41,550	*18 850 *41,550	*15 650 *33,800	11 700 *26,800	*12 300 *26,800	7350 15,750	9700 20,850	5250 11,300	7450 16,050	4050 8750	6050 13,050	3300 7150			5700 12,550	3100 6900	11 040 36'01"	
-4500 mm -15'0"	kg lb	*24 600 *54,400	*24 600 *53,350	*15 750 *34,000	11 950 25,650	*11 250 *24,400	7550 16,200	*9400 *20,250	5400 11,650	7600 16,350	4200 9050					6450 *14,200	3600 8000	10 190 33'03"	
-6000 mm -20'0"	kg lb			*16 150 *35,000	12 450 26,850	*11 550 *25,100	7900 17,050	*8950 *19,500	5700 12,400								*8450 *19,400	5300 12,350	7930 25'00"



ISO 10567:2007



* Indicates that the load is limited by hydraulic lifting capacity rather than tipping load. The above loads are in compliance with hydraulic excavator lift capacity standard ISO 10567:2007. They do not exceed 87% of hydraulic lifting capacity or 75% of tipping load. Weight of all lifting accessories must be deducted from the above lifting capacities. Lifting capacities are based on the machine standing on a firm, uniform supporting surface. The use of a work tool attachment point to handle/lift objects, could affect the machine lift performance.

Lift capacity stays with ±5% for all available track shoes.

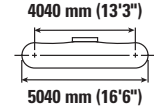
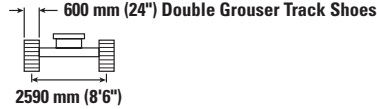
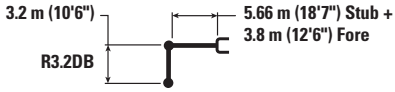
Always refer to the appropriate Operation and Maintenance Manual for specific product information.

VA-cylinder is flexible.

340 UHD Hydraulic Excavator Specifications

Two-Piece Boom – with Bucket Linkages, without Bucket, Heavy Lift: On

Fixed Gauge Undercarriage



		3000 mm/10'0"		4500 mm/15'0"		6000 mm/20'0"		7500 mm/25'0"		9000 mm/30'0"		10 500 mm/35'0"		12 000 mm/40'0"		mm ft/in			
12 000 mm 40'0"	kg lb																*8250 *18,500	*8250 *18,500	7130 22'05"
10 500 mm 35'0"	kg lb							*8100 *17,250	*8100 *17,250								7550 *16,750	6600 15,100	8870 28'06"
9000 mm 30'0"	kg lb							*8000 *17,150	*8000 *17,150	*6900 *15,600	6450 13,750						7200 *15,950	5050 11,350	10 080 32'08"
7500 mm 25'0"	kg lb			*15 350 *33,350	*15 350 *33,350	*10 950 *23,650	*10 950 *23,650	*7450 *16,000	*7450 *16,000	*6000 *13,500	*6000 13,300	*6850 *15,200	4600 9700				6800 *15,050	4150 9250	10 960 35'09"
6000 mm 20'0"	kg lb			*14 800 *32,200	*14 800 *32,200	*9700 *21,250	*9700 *21,250	*6500 *14,000	*6500 *14,000	*5800 *12,550	*5800 12,450	*6500 *14,550	4400 9400				6000 13,300	3550 7900	11 580 37'10"
4500 mm 15'0"	kg lb			*14 150 *28,950	*14 150 *28,950	*10 250 *21,650	*8950 19,300	*7650 *16,350	6900 14,900	*6350 *13,750	5300 11,450	*6450 *14,400	4100 8850				5500 12,150	3150 7000	11 980 39'02"
3000 mm 10'0"	kg lb					*9700 *21,750	8050 17,350	*9550 *20,250	6150 13,250	*7300 *15,700	4850 10,450	6600 14,250	3850 8250	5350 3000			5200 11,450	2950 6450	12 170 39'11"
1500 mm 5'0"	kg lb					*8600 *19,250	7450 16,000	10,100 21,800	5600 12,100	7900 17,050	4450 9650	6350 13,650	3600 7700	5200 2900			5050 11,150	2800 6150	12 180 39'11"
0 mm 0'0"	kg lb			*11 850 *25,000	11 800 *25,000	*8 550 *19,050	7200 15,500	9800 21,100	5350 11,500	7650 16,450	4200 9100	6150 13,250	3400 7300	5100 2800			5100 11,150	2800 6100	12 010 39'04"
-1500 mm -5'0"	kg lb			*9650 *20,550	*9650 *20,550	*13 050 *29,350	7250 15,550	9700 20,850	5250 11,250	7500 16,100	4100 8800	6050 13,050	3300 7100				5300 11,600	2900 6350	11 630 38'01"
-3000 mm -10'0"	kg lb	*18 850 *41,550	*18 850 *41,550	*15 650 *33,800	11 750 25,150	*12 300 *26,800	7350 15,800	9750 20,950	5250 11,350	7500 16,100	4100 8800	6050 13,100	3350 7150				5700 12,600	3150 6900	11 040 36'01"
-4500 mm -15'0"	kg lb	*24 600 *54,400	*24 600 *53,500	*15 750 *34,000	12 000 25,700	*11 250 *24,400	7550 16,250	*9400 *20,250	5400 11,650	7600 16,400	4200 9050						6500 *14,200	3600 8000	10 190 33'03"
-6000 mm -20'0"	kg lb			*16 150 *35,000	12 500 26,950	*11 550 *25,100	7900 17,100	*8950 *19,500	5750 12,450								*8450 *19,400	5350 12,400	7930 25'00"



ISO 10567:2007



* Indicates that the load is limited by hydraulic lifting capacity rather than tipping load. The above loads are in compliance with hydraulic excavator lift capacity standard ISO 10567:2007. They do not exceed 87% of hydraulic lifting capacity or 75% of tipping load. Weight of all lifting accessories must be deducted from the above lifting capacities. Lifting capacities are based on the machine standing on a firm, uniform supporting surface. The use of a work tool attachment point to handle/lift objects, could affect the machine lift performance.

Lift capacity stays with ±5% for all available track shoes.

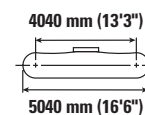
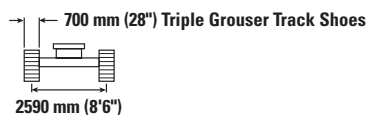
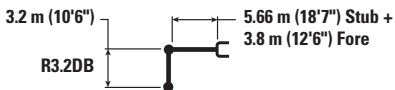
Always refer to the appropriate Operation and Maintenance Manual for specific product information.

VA-cylinder is flexible.

340 UHD Hydraulic Excavator Specifications

Two-Piece Boom – with Bucket Linkages, without Bucket, Heavy Lift: On

Fixed Gauge Undercarriage



		3000 mm/10'0"		4500 mm/15'0"		6000 mm/20'0"		7500 mm/25'0"		9000 mm/30'0"		10 500 mm/35'0"		12 000 mm/40'0"		mm ft/in			
12 000 mm 40'0"	kg lb																*8250 *18,500	*8250 *18,500	7130 22'05"
10 500 mm 35'0"	kg lb							*8100 *17,250	*8100 *17,250								7550 *16,750	6550 14,950	8870 28'06"
9000 mm 30'0"	kg lb							*8000 *17,150	*8000 *17,150	*6900 *15,600	6400 13,650						*7200 *15,950	5000 11,250	10 080 32'08"
7500 mm 25'0"	kg lb			*15 350 *33,350	*15 350 *33,350	*10 950 *23,650	*10 950 *23,650	*7450 *16,000	*7450 *16,000	*6000 *13,550	*6000 13,150	*6850 *15,200	4550 9600				6750 15,000	4100 9150	10 960 35'09"
6000 mm 20'0"	kg lb			*14 800 *32,200	*14 800 *32,200	*9700 *21,250	*9700 *21,250	*6500 *14,000	*6500 *14,000	*5800 *12,550	5750 12,350	*6500 *14,550	4350 9300				5950 13,150	3500 7800	11 580 37'10"
4500 mm 15'0"	kg lb			*14 150 *28,950	*14 150 *28,950	*10 250 *21,650	8850 19,100	*7650 *16,350	6800 14,750	*6350 *13,750	5250 11,300	*6450 *14,400	4050 8750				5450 12,000	3150 6900	11 980 39'02"
3000 mm 10'0"	kg lb					*9700 *21,750	7950 17,150	*9550 *20,250	6050 13,100	*7300 *15,700	4800 10,350	6550 14,050	3800 8150	5250 3000			5150 11,300	2900 6350	12 170 39'11"
1500 mm 5'0"	kg lb					*8600 *19,250	7350 15,800	10 000 21,550	5550 11,950	7800 16,850	4400 9500	6300 13,500	3550 7600	5100 2850			5000 11,000	2750 6050	12 180 39'11"
0 mm 0'0"	kg lb			*11 850 *25,000	11 650 24,950	*8550 *19,050	7150 15,300	9700 20,850	5250 11,350	7550 16,250	4150 8950	6100 13,100	3350 7200	5000 11,050	2750 6000		5000 11,050	2750 6000	12 010 39'04"
-1500 mm -5'0"	kg lb			*9650 *20,550	*9650 *20,550	*13 050 29,050	7150 15,350	9600 20,600	5150 11,100	7400 15,950	4050 8650	6000 12,900	3250 7000				5200 11,450	2850 6250	11 630 38'01"
-3000 mm -10'0"	kg lb	*18 850 *41,550	*18 850 *41,550	*15 650 *33,800	11 600 24,850	*12 300 *26,800	7250 15,600	9600 20,700	5200 11,150	7400 15,900	4050 8650	6000 12,950	3300 7050				5650 12,450	3100 6800	11 040 36'01"
-4500 mm -15'0"	kg lb	*24 600 *54,400	*24 600 *52,900	*15 750 *34,000	11 850 25,450	*11 250 *24,400	7450 16,050	*9400 *20,250	5350 11,500	7550 16,250	4150 8950						6400 14,200	3550 7900	10 190 33'03"
-6000 mm -20'0"	kg lb			*16 150 *35,000	12 350 26,650	*11 550 *25,100	7850 16,900	*8950 *19,500	5650 12,300								*8450 *19,400	5250 12,250	7930 25'00"



ISO 10567:2007



* Indicates that the load is limited by hydraulic lifting capacity rather than tipping load. The above loads are in compliance with hydraulic excavator lift capacity standard ISO 10567:2007. They do not exceed 87% of hydraulic lifting capacity or 75% of tipping load. Weight of all lifting accessories must be deducted from the above lifting capacities. Lifting capacities are based on the machine standing on a firm, uniform supporting surface. The use of a work tool attachment point to handle/lift objects, could affect the machine lift performance.

Lift capacity stays with ±5% for all available track shoes.

Always refer to the appropriate Operation and Maintenance Manual for specific product information.

VA-cylinder is flexible.

340 UHD Hydraulic Excavator Specifications

Bucket Specifications and Compatibility – Europe

		Undercarriage							Hydraulic Variable Gauge						
		Width		Capacity		Weight		Fill	Retrofit (straight position)			Retrofit (bent position)			Two-Piece
		mm	in	m³	yd³	kg	lb	%	R3.9 (12'10")	R3.2 (10'6")	R2.8 (9'2")	R3.9 (12'10")	R3.2 (10'6")	R2.8 (9'2")	R3.2 (10'6")
Pin-On (No Quick Coupler)															
GENERAL DUTY	DB	1350	53	1.64	2.14	1181	2,604	100	●	●	●	●	●	●	●
	DB	1500	60	1.88	2.44	1286	2,834	100	●	●	●	●	●	●	●
	DB	1650	65	2.12	2.77	1361	3,000	100	●	●	●	●	●	●	●
	DB	1800	71	2.36	3.09	1465	3,231	100	⊙	●	●	●	●	●	⊙
	DB	1650	65	2.12	2.77	1348	2,971	100	●	●	●	●	●	●	●
HEAVY DUTY	DB	1350	54	1.64	2.14	1450	3,196	100	●	●	●	●	●	●	●
	DB	1500	60	1.88	2.46	1545	3,408	100	●	●	●	●	●	●	●
	DB	1650	66	2.12	2.77	1677	3,697	100	●	●	●	●	●	●	⊙
	DB	1800	72	2.36	3.08	1774	3,911	100	⊙	●	●	●	●	●	⊖
SEVERE DUTY	DB	1650	66	2.15	2.81	1802	3,972	90	●	●	●	●	●	●	⊙
Maximum load with pin-on (payload + bucket)								kg	6042	8041	8485	6607	9264	10 380	5594
								lb	13,320	17,727	18,706	14,566	20,424	22,884	12,333
With Cat Pin Grabber Coupler															
GENERAL DUTY	DB	1350	53	1.64	2.14	1181	2,604	100	●	●	●	●	●	●	●
	DB	1500	60	1.88	2.44	1286	2,834	100	●	●	●	●	●	●	⊙
	DB	1650	65	2.12	2.77	1361	3,000	100	⊙	●	●	●	●	●	⊖
	DB	1800	71	2.36	3.09	1465	3,231	100	⊖	●	●	⊙	●	●	⊖
GENERAL DUTY	DB	1650	65	2.12	2.77	1348	2,971	100	⊙	●	●	●	●	●	⊖
HEAVY DUTY	DB	1350	54	1.64	2.14	1450	3,196	100	●	●	●	●	●	●	●
	DB	1500	60	1.88	2.46	1545	3,408	100	●	●	●	●	●	●	⊙
	DB	1650	66	2.12	2.77	1677	3,697	100	⊙	●	●	●	●	●	⊖
	DB	1800	72	2.36	3.08	1774	3,911	100	⊖	●	●	⊙	●	●	⊖
SEVERE DUTY	DB	1650	66	2.15	2.81	1802	3,972	90	⊙	●	●	●	●	●	⊖
Maximum load with coupler (payload + bucket)								kg	5344	7343	7787	5909	8566	9682	4896
								lb	11,782	16,189	17,168	13,028	18,885	21,346	10,794
With CW Quick Coupler															
GENERAL DUTY	DB	1500	59	1.88	2.46	1256	2,768	100	●	●	●	●	●	●	●
	DB	1650	65	2.12	2.77	1334	2,940	100	●	●	●	●	●	●	⊙
HEAVY DUTY	DB	1350	54	1.64	2.14	1419	3,128	100	●	●	●	●	●	●	●
	DB	1500	60	1.88	2.46	1516	3,342	100	●	●	●	●	●	●	⊙
	DB	1650	65	2.12	2.77	1650	3,637	100	⊙	●	●	●	●	●	⊖
SEVERE DUTY	DB	1650	66	2.15	2.81	1775	3,913	90	⊙	●	●	●	●	●	⊙
DITCH CLEANING	DB	2200	87	2.40	3.14	1346	2,967	100	⊙	●	●	⊙	●	●	⊖
	DB	1800	72	1.96	2.56	1163	2,564	100	●	●	●	●	●	●	●
	DB	2000	79	2.18	2.85	1250	2,756	100	⊙	●	●	●	●	●	⊙
Maximum load with coupler (payload + bucket)								kg	5567	7566	8010	6132	8789	9905	5119
								lb	12,273	16,680	17,659	13,519	19,376	21,837	11,285
With CWS Quick Coupler															
GENERAL DUTY	DB	1200	47	1.40	1.84	1072	2,262	100	●	●	●	●	●	●	●
	DB	1650	65	2.12	2.77	1285	2,815	100	●	●	●	●	●	●	⊙
	DB	1800	71	2.36	3.09	1456	3,025	100	⊙	●	●	⊙	●	●	⊖
HEAVY DUTY	DB	1500	60	1.88	2.46	1517	3,221	100	●	●	●	●	●	●	⊙
	DB	1650	66	2.12	2.77	1651	3,486	100	⊙	●	●	●	●	●	⊖
SEVERE DUTY	DB	1650	66	2.15	2.81	1776	3,761	90	⊙	●	●	●	●	●	⊙
DITCH CLEANING	DB	2400	94	2.04	2.67	1266	2,791	100	●	●	●	●	●	●	⊙
	DB	2200	87	2.40	3.14	1347	2,970	100	⊙	●	●	●	●	●	⊖
Maximum load with coupler (payload + bucket)								kg	5597	7596	8040	6162	8819	9935	5149
								lb	12,339	16,746	17,725	13,585	19,443	21,903	11,352

The above loads are in compliance with hydraulic excavator standard EN474-5:2006 + A3:2013, they do not exceed 87% of hydraulic lifting capacity or 75% of tipping capacity with front linkage fully extended at ground line with bucket curled. Capacity based on ISO 7451:2007.

Maximum Material Density:

- 2100 kg/m³ (3,500 lb/yd³)
- ⊙ 1800 kg/m³ (3,000 lb/yd³)
- ⊖ 1500 kg/m³ (2,500 lb/yd³)
- 1200 kg/m³ (2,000 lb/yd³)

Caterpillar recommends using appropriate work tools to maximize the value customers receive from our products. Use of work tools, including buckets, which are outside of Caterpillar's recommendations or specifications for weight, dimensions, flows, pressures, etc. may result in less-than-optimal performance, including but not limited to reductions in production, stability, reliability, and component durability. Improper use of a work tool resulting in sweeping, prying, twisting and/or catching of heavy loads will reduce the life of the boom and stick.

(continued on next page)

340 UHD Hydraulic Excavator Specifications

Bucket Specifications and Compatibility – Europe (continued)

		Undercarriage							Fixed Gauge							Two-Piece
		Width		Capacity		Weight		Fill	Retrofit (straight position)			Retrofit (bent position)				
		mm	in	m³	yd³	kg	lb	%	R3.9 (12'10")	R3.2 (10'6")	R2.8 (9'2")	R3.9 (12'10")	R3.2 (10'6")	R2.8 (9'2")	R3.2 (10'6")	
Pin-On (No Quick Coupler)																
GENERAL DUTY	DB	1350	53	1.64	2.14	1181	2,604	100	⊖	⊙	●	●	●	●	●	X
	DB	1500	60	1.88	2.44	1286	2,834	100	○	⊖	⊖	⊙	●	●	●	X
	DB	1650	65	2.12	2.77	1361	3,000	100	◇	○	⊖	⊖	⊙	●	●	X
	DB	1800	71	2.36	3.09	1465	3,231	100	◇	○	○	○	⊖	⊙	●	X
	DB	1650	65	2.12	2.77	1348	2,971	100	◇	○	⊖	⊖	⊙	●	●	X
HEAVY DUTY	DB	1350	54	1.64	2.14	1450	3,196	100	○	⊖	⊙	●	●	●	●	X
	DB	1500	60	1.88	2.46	1545	3,408	100	◇	○	⊖	⊖	●	●	●	X
	DB	1650	66	2.12	2.77	1677	3,697	100	◇	○	○	⊖	⊙	⊙	●	X
	DB	1800	72	2.36	3.08	1774	3,911	100	X	◇	○	○	⊖	⊖	●	X
SEVERE DUTY	DB	1650	66	2.15	2.81	1802	3,972	90	◇	○	○	⊖	⊙	●	●	X
Maximum load with pin-on (payload + bucket)								kg	3644	4209	4497	4749	5440	5738	2334	
								lb	8,034	9,279	9,914	10,470	11,993	12,650	5,146	
With Cat Pin Grabber Coupler																
GENERAL DUTY	DB	1350	53	1.64	2.14	1181	2,604	100	◇	○	⊖	⊙	●	●	●	X
	DB	1500	60	1.88	2.44	1286	2,834	100	◇	○	○	⊖	⊙	●	●	X
	DB	1650	65	2.12	2.77	1361	3,000	100	X	◇	○	○	⊖	⊙	●	X
	DB	1800	71	2.36	3.09	1465	3,231	100	X	◇	◇	◇	○	⊖	●	X
GENERAL DUTY	DB	1650	65	2.12	2.77	1348	2,971	100	X	◇	○	○	⊖	⊙	●	X
HEAVY DUTY	DB	1350	54	1.64	2.14	1450	3,196	100	◇	○	⊖	⊖	●	●	●	X
	DB	1500	60	1.88	2.46	1545	3,408	100	X	◇	○	○	⊖	⊙	●	X
	DB	1650	66	2.12	2.77	1677	3,697	100	X	◇	◇	◇	⊖	⊖	●	X
	DB	1800	72	2.36	3.08	1774	3,911	100	X	X	◇	◇	○	○	●	X
SEVERE DUTY	DB	1650	66	2.15	2.81	1802	3,972	90	X	◇	◇	○	⊖	⊖	●	X
Maximum load with coupler (payload + bucket)								kg	2946	3511	3799	4051	4742	5040	1636	
								lb	6,495	7,741	8,376	8,932	10,455	11,112	3,607	
With CW Quick Coupler																
GENERAL DUTY	DB	1500	59	1.88	2.46	1256	2,768	100	◇	○	⊖	⊖	⊙	●	●	X
	DB	1650	65	2.12	2.77	1334	2,940	100	◇	◇	○	○	⊙	⊙	●	X
HEAVY DUTY	DB	1350	54	1.64	2.14	1419	3,128	100	◇	○	⊖	⊙	●	●	●	X
	DB	1500	60	1.88	2.46	1516	3,342	100	◇	○	○	⊖	⊙	●	●	X
	DB	1650	65	2.12	2.77	1650	3,637	100	X	◇	◇	○	⊖	⊖	●	X
SEVERE DUTY	DB	1650	66	2.15	2.81	1775	3,913	90	X	◇	○	○	⊖	⊙	●	X
DITCH CLEANING	DB	2200	87	2.40	3.14	1346	2,967	100	X	◇	◇	○	⊖	⊖	●	X
	DB	1800	72	1.96	2.56	1163	2,564	100	◇	○	⊖	⊖	⊙	●	●	X
	DB	2000	79	2.18	2.85	1250	2,756	100	◇	◇	○	○	⊖	⊙	●	X
Maximum load with coupler (payload + bucket)								kg	3169	3734	4022	4274	4965	5263	1859	
								lb	6,986	8,232	8,867	9,423	10,946	11,603	4,098	
With CWS Quick Coupler																
GENERAL DUTY	DB	1200	47	1.40	1.84	1072	2,262	100	⊖	⊙	●	●	●	●	●	X
	DB	1650	65	2.12	2.77	1285	2,815	100	◇	○	○	⊖	⊙	⊙	●	X
	DB	1800	71	2.36	3.09	1456	3,025	100	X	◇	◇	○	⊖	⊖	●	X
HEAVY DUTY	DB	1500	60	1.88	2.46	1517	3,221	100	◇	○	○	⊖	⊙	●	●	X
	DB	1650	66	2.12	2.77	1651	3,486	100	X	◇	◇	○	⊖	⊙	●	X
SEVERE DUTY	DB	1650	66	2.15	2.81	1776	3,761	90	X	◇	○	○	⊖	⊙	●	X
DITCH CLEANING	DB	2400	94	2.04	2.67	1266	2,791	100	◇	○	○	⊖	⊙	⊙	●	X
	DB	2200	87	2.40	3.14	1347	2,970	100	X	◇	◇	○	⊖	⊖	●	X
Maximum load with coupler (payload + bucket)								kg	3199	3764	4052	4304	4995	5293	1889	
								lb	7,053	8,298	8,933	9,489	11,012	11,669	4,165	

The above loads are in compliance with hydraulic excavator standard EN474-5:2006 + A3:2013, they do not exceed 87% of hydraulic lifting capacity or 75% of tipping capacity with front linkage fully extended at ground line with bucket curled. Capacity based on ISO 7451:2007.

Maximum Material Density:

- 2100 kg/m³ (3,500 lb/yd³)
- ⊙ 1800 kg/m³ (3,000 lb/yd³)
- ⊖ 1500 kg/m³ (2,500 lb/yd³)
- 1200 kg/m³ (2,000 lb/yd³)
- ◇ 900 kg/m³ (1,500 lb/yd³)
- X Not Recommended

Caterpillar recommends using appropriate work tools to maximize the value customers receive from our products. Use of work tools, including buckets, which are outside of Caterpillar's recommendations or specifications for weight, dimensions, flows, pressures, etc. may result in less-than-optimal performance, including but not limited to reductions in production, stability, reliability, and component durability. Improper use of a work tool resulting in sweeping, prying, twisting and/or catching of heavy loads will reduce the life of the boom and stick.

(continued on next page)

340 UHD Hydraulic Excavator Specifications

Bucket Specifications and Compatibility – Japan

		Undercarriage							Hydraulic Variable Gauge			Fixed Gauge		
		Width		Capacity		Weight		Fill	Retrofit (straight position)	Retrofit (bent position)	Two-Piece	Retrofit (straight position)	Retrofit (bent position)	Two-Piece
		mm	in	m ³	yd ³	kg	lb	%	R3.2 (10'6")	R3.2 (10'6")	R3.2 (10'6")	R3.2 (10'6")	R3.2 (10'6")	R3.2 (10'6")
Pin-On (No Quick Coupler)														
GENERAL DUTY EXCAVATION	1.4	1163	2563	1105	2436	1163	2,563	100	●	●	●	●	●	X
	1.5	1200	2645	1142	2518	1200	2,645	100	●	●	●	●	●	X
	1.6	1262	2783	1193	2630	1262	2,783	100	●	●	●	⊙	●	X
HEAVY DUTY EXCAVATION	1.4	1467	3234	1397	3080	1467	3,234	100	●	●	●	⊙	●	X
	1.5	1518	3346	1448	3192	1518	3,346	100	●	●	●	⊙	●	X
HEAVY DUTY	1.88	1583	3490	1513	3336	1583	3,490	100	●	●	●	○	●	X
HEAVY DUTY – SKELETON	1.4	1466	3232	1396	3078	1466	3,232	100	●	●	●	⊙	●	X
Maximum load with pin-on (payload + bucket)								kg	8041	9264	5594	4209	5440	2334
								lb	17,727	20,424	12,333	9,279	11,993	5,146
With Cat Pin Grabber Coupler														
GENERAL DUTY EXCAVATION	DB	1400	55	1.40	1.83	1163	2,563	100	●	●	●	⊖	●	X
	DB	1450	57	1.50	1.96	1200	2,645	100	●	●	●	⊖	●	X
	DB	1550	61	1.60	2.09	1262	2,783	100	●	●	●	○	●	X
HEAVY DUTY EXCAVATION	DB	1450	57	1.40	1.83	1467	3,234	100	●	●	●	⊖	●	X
	DB	1500	59	1.50	1.96	1518	3,346	100	●	●	●	○	●	X
HEAVY DUTY	DB	1500	60	1.88	2.46	1583	3,490	100	●	●	⊙	◇	⊖	X
HEAVY DUTY – SKELETON	DB	1450	57	1.40	1.83	1466	3,232	100	●	●	●	⊖	●	X
Maximum load with coupler (payload + bucket)								kg	7343	8566	4896	3511	4742	1636
								lb	16,189	18,885	10,794	7,741	10,455	3,607

The above loads are in compliance with hydraulic excavator standard EN474-5:2006 + A3:2013, they do not exceed 87% of hydraulic lifting capacity or 75% of tipping capacity with front linkage fully extended at ground line with bucket curled. Capacity based on ISO 7451:2007.

Maximum Material Density:

- 2100 kg/m³ (3,500 lb/yd³)
- ⊙ 1800 kg/m³ (3,000 lb/yd³)
- ⊖ 1500 kg/m³ (2,500 lb/yd³)
- 1200 kg/m³ (2,000 lb/yd³)
- ◇ 900 kg/m³ (1,500 lb/yd³)
- X Not Recommended

Caterpillar recommends using appropriate work tools to maximize the value customers receive from our products. Use of work tools, including buckets, which are outside of Caterpillar's recommendations or specifications for weight, dimensions, flows, pressures, etc. may result in less-than-optimal performance, including but not limited to reductions in production, stability, reliability, and component durability. Improper use of a work tool resulting in sweeping, prying, twisting and/or catching of heavy loads will reduce the life of the boom and stick.

340 UHD Hydraulic Excavator Specifications

Bucket Specifications and Compatibility – North America

		Undercarriage							Hydraulic Variable Gauge						
		Width		Capacity		Weight		Fill	Retrofit (straight position)			Retrofit (bent position)			Two-Piece
		mm	in	m ³	yd ³	kg	lb	%	R3.9 (12'10")	R3.2 (10'6")	R2.8 (9'2")	R3.9 (12'10")	R3.2 (10'6")	R2.8 (9'2")	R3.2 (10'6")
Pin-On (No Quick Coupler)															
GENERAL DUTY CAPACITY															
	DB	750	30	0.94	1.23	960	2,115	100	●	●	●	●	●	●	●
	DB	900	36	1.19	1.56	1050	2,315	100	●	●	●	●	●	●	●
	DB	1050	42	1.46	1.91	1160	2,556	100	●	●	●	●	●	●	●
	DB	1200	48	1.73	2.26	1246	2,746	100	●	●	●	●	●	●	●
	DB	1350	54	2.00	2.62	1358	2,995	100	●	●	●	●	●	●	●
	DB	1500	60	2.27	2.97	1470	3,240	100	●	●	●	●	●	●	●
	DB	1650	66	2.55	3.33	1556	3,430	100	⊙	●	●	⊙	●	●	⊖
GENERAL DUTY CAPACITY – WIDE TIP															
	DB	800	32	1.18	1.54	1040	2,292	100	●	●	●	●	●	●	●
	DB	950	38	1.49	1.95	1135	2,503	100	●	●	●	●	●	●	●
	DB	1100	44	1.46	1.91	1158	2,552	100	●	●	●	●	●	●	●
	DB	1250	50	1.73	2.26	1243	2,739	100	●	●	●	●	●	●	●
	DB	1400	56	2.00	2.62	1355	2,988	100	●	●	●	●	●	●	●
	DB	1550	62	2.27	2.97	1468	3,236	100	●	●	●	●	●	●	⊙
HEAVY DUTY															
	DB	750	30	0.73	0.95	1033	2,278	100	●	●	●	●	●	●	●
	DB	900	36	0.95	1.24	1181	2,603	100	●	●	●	●	●	●	●
	DB	1050	42	1.17	1.54	1271	2,802	100	●	●	●	●	●	●	●
	DB	1200	48	1.40	1.84	1403	3,093	100	●	●	●	●	●	●	●
	DB	1350	54	1.64	2.14	1499	3,304	100	●	●	●	●	●	●	●
	DB	1500	60	1.88	2.46	1630	3,593	100	●	●	●	●	●	●	●
	DB	1650	66	2.12	2.77	1762	3,884	100	●	●	●	●	●	●	⊙
	DB	1800	72	2.36	3.08	1859	4,098	100	⊙	●	●	●	●	●	⊖
HEAVY DUTY POWER															
	DB	900	36	0.95	1.24	1175	2,590	100	●	●	●	●	●	●	●
	DB	1200	48	1.40	1.83	1408	3,104	100	●	●	●	●	●	●	●
	DB	1350	54	1.63	2.13	1505	3,318	100	●	●	●	●	●	●	●
	DB	1500	60	1.86	2.43	1642	3,620	100	●	●	●	●	●	●	●
SEVERE DUTY															
	DB	750	30	0.73	0.95	1088	2,399	90	●	●	●	●	●	●	●
	DB	900	36	0.95	1.24	1241	2,735	90	●	●	●	●	●	●	●
	DB	1050	42	1.17	1.54	1338	2,949	90	●	●	●	●	●	●	●
	DB	1200	48	1.40	1.83	1478	3,258	90	●	●	●	●	●	●	●
	DB	1350	54	1.64	2.14	1581	3,485	90	●	●	●	●	●	●	●
EXTREME DUTY															
	DB	1200	48	1.40	1.83	1621	3,573	90	●	●	●	●	●	●	●
Maximum load with pin-on (payload + bucket)								kg	6042	8041	8485	6607	9264	10 380	5594
								lb	13,320	17,727	18,706	14,566	20,424	22,884	12,333

The above loads are in compliance with hydraulic excavator standard EN474-5:2006 + A3:2013, they do not exceed 87% of hydraulic lifting capacity or 75% of tipping capacity with front linkage fully extended at ground line with bucket curled. Capacity based on ISO 7451:2007.

Maximum Material Density:

- 2100 kg/m³ (3,500 lb/yd³)
- ⊙ 1800 kg/m³ (3,000 lb/yd³)
- ⊖ 1500 kg/m³ (2,500 lb/yd³)

Caterpillar recommends using appropriate work tools to maximize the value customers receive from our products. Use of work tools, including buckets, which are outside of Caterpillar's recommendations or specifications for weight, dimensions, flows, pressures, etc. may result in less-than-optimal performance, including but not limited to reductions in production, stability, reliability, and component durability. Improper use of a work tool resulting in sweeping, prying, twisting and/or catching of heavy loads will reduce the life of the boom and stick.

(continued on next page)

340 UHD Hydraulic Excavator Specifications

Bucket Specifications and Compatibility – North America (continued)

		Undercarriage							Hydraulic Variable Gauge						
		Width		Capacity		Weight		Fill	Retrofit (straight position)			Retrofit (bent position)			Two-Piece
		mm	in	m ³	yd ³	kg	lb	%	R3.9 (12'10")	R3.2 (10'6")	R2.8 (9'2")	R3.9 (12'10")	R3.2 (10'6")	R2.8 (9'2")	R3.2 (10'6")
With Cat Pin Grabber Coupler															
GENERAL DUTY CAPACITY															
	DB	750	30	0.94	1.23	960	2,115	100	●	●	●	●	●	●	●
	DB	900	36	1.19	1.56	1050	2,315	100	●	●	●	●	●	●	●
	DB	1050	42	1.46	1.91	1160	2,556	100	●	●	●	●	●	●	●
	DB	1200	48	1.73	2.26	1246	2,746	100	●	●	●	●	●	●	●
	DB	1350	54	2.00	2.62	1358	2,995	100	⊙	●	●	●	●	●	⊙
	DB	1500	60	2.27	2.97	1470	3,240	100	⊖	●	●	⊙	●	●	⊖
	DB	1650	66	2.55	3.33	1556	3,430	100	⊖	●	●	⊖	●	●	○
GENERAL DUTY CAPACITY – WIDE TIP															
	DB	800	32	1.18	1.54	1040	2,292	100	●	●	●	●	●	●	●
	DB	950	38	1.49	1.95	1135	2,503	100	●	●	●	●	●	●	●
	DB	1100	44	1.46	1.91	1158	2,552	100	●	●	●	●	●	●	●
	DB	1250	50	1.73	2.26	1243	2,739	100	●	●	●	●	●	●	●
	DB	1400	56	2.00	2.62	1355	2,988	100	⊙	●	●	●	●	●	⊙
	DB	1550	62	2.27	2.97	1468	3,236	100	⊖	●	●	⊙	●	●	⊖
HEAVY DUTY															
	DB	750	30	0.73	0.95	1033	2,278	100	●	●	●	●	●	●	●
	DB	900	36	0.95	1.24	1181	2,603	100	●	●	●	●	●	●	●
	DB	1050	42	1.17	1.54	1271	2,802	100	●	●	●	●	●	●	●
	DB	1200	48	1.40	1.84	1403	3,093	100	●	●	●	●	●	●	●
	DB	1350	54	1.64	2.14	1499	3,304	100	●	●	●	●	●	●	●
	DB	1500	60	1.88	2.46	1630	3,593	100	⊙	●	●	●	●	●	⊙
	DB	1650	66	2.12	2.77	1762	3,884	100	⊖	●	●	⊙	●	●	⊖
	DB	1800	72	2.36	3.08	1859	4,098	100	⊖	●	●	⊙	●	●	○
HEAVY DUTY POWER															
	DB	900	36	0.95	1.24	1175	2,590	100	●	●	●	●	●	●	●
	DB	1200	48	1.40	1.83	1408	3,104	100	●	●	●	●	●	●	●
	DB	1350	54	1.63	2.13	1505	3,318	100	●	●	●	●	●	●	●
	DB	1500	60	1.86	2.43	1642	3,620	100	●	●	●	●	●	●	⊙
HEAVY DUTY PIN GRABBER PERFORMANCE															
	DB	900	36	0.87	1.14	1209	2,665	100	●	●	●	●	●	●	●
	DB	1050	42	1.08	1.41	1312	2,892	100	●	●	●	●	●	●	●
	DB	1200	48	1.29	1.69	1442	3,179	100	●	●	●	●	●	●	●
	DB	1350	54	1.50	1.96	1544	3,404	100	●	●	●	●	●	●	●
	DB	1500	60	1.72	2.25	1681	3,706	100	●	●	●	●	●	●	⊙
	DB	1650	66	1.93	2.52	1819	4,010	100	⊙	●	●	●	●	●	⊖
SEVERE DUTY															
	DB	750	30	0.73	0.95	1088	2,399	90	●	●	●	●	●	●	●
	DB	900	36	0.95	1.24	1241	2,735	90	●	●	●	●	●	●	●
	DB	1050	42	1.17	1.54	1338	2,949	90	●	●	●	●	●	●	●
	DB	1200	48	1.40	1.83	1478	3,258	90	●	●	●	●	●	●	●
	DB	1350	54	1.64	2.14	1581	3,485	90	●	●	●	●	●	●	●
SEVERE DUTY PIN GRABBER PERFORMANCE															
	DB	750	30	0.68	0.88	1095	2,414	90	●	●	●	●	●	●	●
	DB	900	36	0.87	1.14	1272	2,804	90	●	●	●	●	●	●	●
	DB	1200	48	1.29	1.69	1520	3,351	90	●	●	●	●	●	●	●
	DB	1350	54	1.50	1.96	1628	3,589	90	●	●	●	●	●	●	●
EXTREME DUTY															
	DB	1200	48	1.40	1.83	1621	3,573	90	●	●	●	●	●	●	●
Maximum load with pin-on (payload + bucket)								kg	5344	7343	7787	5909	8566	9682	4896
								lb	11,782	16,189	17,168	13,028	18,885	21,346	10,794

The above loads are in compliance with hydraulic excavator standard EN474-5:2006 + A3:2013, they do not exceed 87% of hydraulic lifting capacity or 75% of tipping capacity with front linkage fully extended at ground line with bucket curled. Capacity based on ISO 7451:2007.

Maximum Material Density:

- 2100 kg/m³ (3,500 lb/yd³)
- ⊙ 1800 kg/m³ (3,000 lb/yd³)
- ⊖ 1500 kg/m³ (2,500 lb/yd³)
- 1200 kg/m³ (2,000 lb/yd³)

Caterpillar recommends using appropriate work tools to maximize the value customers receive from our products. Use of work tools, including buckets, which are outside of Caterpillar's recommendations or specifications for weight, dimensions, flows, pressures, etc. may result in less-than-optimal performance, including but not limited to reductions in production, stability, reliability, and component durability. Improper use of a work tool resulting in sweeping, prying, twisting and/or catching of heavy loads will reduce the life of the boom and stick.

340 UHD Hydraulic Excavator Specifications

Attachments Offering Guide – Europe

Not all attachments are available in all regions. Consult your Cat dealer for configurations available in your region.

Match No Match

PIN-ON ATTACHMENTS

Undercarriage		Hydraulic Variable Gauge							UHD 22 m (72'2")	UHD 25 m (82'0")
Boom Type	Stick Length	Retrofit (straight position)			Retrofit (bent position)			Two- Piece	UHD 7.1 (23'4")	UHD 7.1 (23'4")
		R3.9 (12'10")	R3.2 (10'6")	R2.8 (9'2")	R3.9 (12'10")	R3.2 (10'6")	R2.8 (9'2")	R3.2 (10'6")		
Hydraulic Hammers	H140 GC S	✓	✓	✓	✓	✓	✓	✓		
	H140 S	✓	✓	✓	✓	✓	✓	✓		
	H160 GC S	✓	✓	✓	✓	✓	✓	✓		
	H160 S	✓	✓	✓	✓	✓	✓	✓		
	H180 GC S	✓	✓	✓	✓	✓	✓	✓		
	H180 S	✓	✓	✓	✓	✓	✓	✓		
Multi-Processors	MP318 Concrete Cutter Jaw								✓	✓
	MP318 Demolition Jaw								✓	✓
	MP318 Pulverizer Jaw								✓	✓
	MP318 Shear Jaw								✓	✓
	MP318 Universal Jaw								✓	✓
	MP324 Concrete Cutter Jaw								✓	✓
	MP324 Demolition Jaw								✓	✓
	MP324 Pulverizer Jaw								✓	✓
	MP324 Shear Jaw								✓	✓
	MP324 Tank Shear Jaw								✓	✓
	MP324 Universal Jaw								✓	✓
	MP332 Concrete Cutter Jaw	✓	✓	✓	✓	✓	✓	✓	✓	
	MP332 Demolition Jaw	✓	✓	✓	✓	✓	✓	✓	✓	
	MP332 Pulverizer Jaw	✓	✓	✓	✓	✓	✓	✓	✓	
	MP332 Shear Jaw	✓	✓	✓	✓	✓	✓	✓	✓	
	MP332 Tank Shear Jaw	✓	✓	✓	✓	✓	✓	✓	✓	
	MP332 Universal Jaw	✓	✓	✓	✓	✓	✓	✓	✓	
	MP332 Concrete Cutter Jaw-Flat Top	✓	✓	✓	✓	✓	✓	✓	✓	
	MP332 Demolition Jaw-Flat Top	✓	✓	✓	✓	✓	✓	✓	✓	
	MP332 Pulverizer Jaw-Flat Top	✓	✓	✓	✓	✓	✓	✓	✓	
MP332 Shear Jaw-Flat Top	✓	✓	✓	✓	✓	✓	✓	✓		
MP332 Tank Shear Jaw-Flat Top	✓	✓	✓	✓	✓	✓	✓	✓		
MP332 Universal Jaw-Flat Top	✓	✓	✓	✓	✓	✓	✓	✓		
Demolition and Sorting Grapples	G324								✓	✓
	G332	✓	✓	✓	✓	✓	✓	✓	✓	✓
	G345	✓	✓	✓	✓	✓	✓	✓		
	G345 Flat Top	✓	✓	✓	✓	✓		✓		
Mobile Scrap and Demolition Shears	S3025 Flat Top								✓	✓
	S3035 Flat Top	✓	✓	✓	✓	✓	✓	✓	✓	✓
Pulverizers	P232 Secondary Pulverizer	✓	✓	✓	✓	✓	✓	✓		
	P318 Primary Pulverizer								✓	✓
	P324 Primary Pulverizer								✓	✓
	P332 Primary Pulverizer	✓	✓	✓	✓	✓	✓	✓	✓	
	P332 Primary Pulverizer-Flat Top	✓	✓	✓	✓	✓	✓	✓	✓	
Compactors (Vibratory Plate)	CVP110	✓	✓	✓	✓	✓	✓	✓		

(continued on next page)

340 UHD Hydraulic Excavator Specifications

Attachments Offering Guide – Europe (continued)

Not all Attachments are available in all regions. Consult your Cat dealer for configurations available in your region.

Match
 No Match
 1800 kg/m³ (3,000 lb/yd³)
 1200 kg/m³ (2,000 lb/yd³)

PIN-ON ATTACHMENTS (continued)

Undercarriage		Hydraulic Variable Gauge						
Boom Type		Retrofit (straight position)			Retrofit (bent position)			Two-Piece
Stick Length		R3.9 (12'10")	R3.2 (10'6")	R2.8 (9'2")	R3.9 (12'10")	R3.2 (10'6")	R2.8 (9'2")	R3.2 (10'6")
Orange Peel Grapples	GSH440-950	●	●	●	●	●	●	●
	GSH440-1150	●	●	●	●	●	●	●
	GSH440-1550	●	●	●	●	●	●	●
	GSH455-1000	●	●	●	●	●	●	●
	GSH455-1500	○	●	●	●	●	●	●
	GSH455-2000	○	●	●	○	●	●	○
	GSH555-1000	●	●	●	●	●	●	●
	GSH555-1500	○	●	●	○	●	●	○
	GSM-50-1000	●	●	●	●	●	●	●
	GSM-50-1250	○	●	●	○	●	●	●
	GSM-50-1500	○	●	●	○	●	●	○
	GSM-50-2000		○	●		●	●	
Clamshell Grapples	CTV20-1300	●	●	●	●	●	●	●
	CTV20-1500	●	●	●	●	●	●	●
	CTV20-1700	●	●	●	●	●	●	●
	CTV20-1900	○	●	●	●	●	●	●
	CTV20-2300	○	○	○	○	○	○	○
	CTV20-2700		○	○	○	○	○	○
	CTV30-1700	○	●	●	○	●	●	●
	CTV30-1900	○	●	●	○	●	●	○
	CTV30-2300		●	●	○	●	●	○
	CTV30-2700		○	●		○	●	
	CTV30-2900		○	○		○	●	
	CTV30-3100		○	○		○	●	
	CTV30-3800			○			○	✓
	Rotary Cutters	RC20	✓	✓	✓	✓	✓	✓
RC30								

(continued on next page)

340 UHD Hydraulic Excavator Specifications

Attachments Offering Guide – Europe (continued)

Not all attachments are available in all regions. Consult your Cat dealer for configurations available in your region.

Match No Match * Working range front only

PIN-ON ATTACHMENTS (continued)

Undercarriage		Fixed Gauge						Two-Piece	UHD 22 m (72'2")
Boom Type		Retrofit (straight position)			Retrofit (bent position)			R3.2 (10'6")	UHD 7.1 (23'4")
		R3.9 (12'10")	R3.2 (10'6")	R2.8 (9'2")	R3.9 (12'10")	R3.2 (10'6")	R2.8 (9'2")		
Stick Length									
Hydraulic Hammers	H140 GC S	✓	✓	✓	✓	✓	✓		
	H140 S	✓	✓	✓	✓	✓	✓		
	H160 GC S	✓	✓	✓	✓	✓	✓		
	H160 S	✓	✓	✓	✓	✓	✓		
	H180 GC S		✓	✓	✓	✓	✓		
	H180 S		✓*	✓	✓	✓	✓		
Multi-Processors	MP318 Concrete Cutter Jaw							✓	
	MP318 Demolition Jaw							✓	
	MP318 Pulverizer Jaw							✓	
	MP318 Shear Jaw							✓	
	MP318 Universal Jaw							✓	
	MP324 Concrete Cutter Jaw							✓	
	MP324 Demolition Jaw							✓	
	MP324 Pulverizer Jaw							✓	
	MP324 Shear Jaw							✓	
	MP324 Tank Shear Jaw							✓	
	MP324 Universal Jaw							✓	
	MP332 Concrete Cutter Jaw	✓*	✓	✓	✓	✓	✓	✓	
	MP332 Demolition Jaw	✓*	✓	✓	✓	✓	✓	✓*	
	MP332 Pulverizer Jaw		✓	✓	✓	✓	✓	✓*	
	MP332 Shear Jaw	✓*	✓	✓	✓	✓	✓	✓	
	MP332 Tank Shear Jaw		✓*	✓	✓	✓	✓		
	MP332 Universal Jaw		✓	✓	✓	✓	✓	✓*	
	MP332 Concrete Cutter Jaw-Flat Top		✓	✓	✓	✓	✓		
	MP332 Demolition Jaw-Flat Top		✓*	✓	✓	✓	✓		
	MP332 Pulverizer Jaw-Flat Top		✓*	✓	✓	✓	✓		
MP332 Shear Jaw-Flat Top		✓	✓	✓	✓	✓			
MP332 Tank Shear Jaw-Flat Top			✓*	✓*	✓	✓			
MP332 Universal Jaw-Flat Top		✓*	✓	✓	✓	✓			
Demolition and Sorting Grapples	G324							✓	
	G332	✓	✓	✓	✓	✓	✓	✓	
	G345	✓*	✓	✓	✓	✓	✓		
	G345 Flat Top	✓*	✓	✓	✓	✓	✓		
Mobile Scrap and Demolition Shears	S3025 Flat Top							✓	
	S3035 Flat Top	✓	✓	✓	✓	✓	✓	✓	
Pulverizers	P232 Secondary Pulverizer		✓*	✓	✓	✓	✓		
	P318 Primary Pulverizer							✓	
	P324 Primary Pulverizer							✓	
	P332 Primary Pulverizer	✓*	✓	✓	✓	✓	✓	✓	
	P332 Primary Pulverizer-Flat Top		✓*	✓	✓	✓	✓		
Compactors (Vibratory Plate)	CVP110	✓	✓	✓	✓	✓	✓		

(continued on next page)

340 UHD Hydraulic Excavator Specifications

Attachments Offering Guide – Europe (continued)

Not all Attachments are available in all regions. Consult your Cat dealer for configurations available in your region.

Match
 * Working range front only
 No Match
 1800 kg/m³ (3,000 lb/yd³)
 1200 kg/m³ (2,000 lb/yd³)

PIN-ON ATTACHMENTS (continued)

Undercarriage		Fixed Gauge						Two-Piece	UHD 22 m (72'2")
Boom Type		Retrofit (straight position)			Retrofit (bent position)			R3.2 (10'6")	UHD 7.1 (23'4")
		R3.9 (12'10")	R3.2 (10'6")	R2.8 (9'2")	R3.9 (12'10")	R3.2 (10'6")	R2.8 (9'2")		
Orange Peel Grapples	GSH440-950	●	●	●	●	●	●		
	GSH440-1150	○	●	●	●	●	●		
	GSH440-1550		○	○	○	●	●		
	GSH455-1000	○	○	●	●	●	●		
	GSH455-1500			○	○	○	●		
	GSH455-2000					○	○		
	GSH555-1000		○	○	○	●	●		
	GSH555-1500					○	○		
	GSM-50-1000			○	○	●	●		
	GSM-50-1250					○	●		
	GSM-50-1500					○	○		
	GSM-50-2000								
Clamshell Grapples	CTV20-1300	○	●	●	●	●	●		
	CTV20-1500	○	○	●	●	●	●		
	CTV20-1700		○	○	○	●	●		
	CTV20-1900		○	○	○	●	●		
	CTV20-2300					○	○		
	CTV20-2700						○		
	CTV30-1700			○	○	○	●		
	CTV30-1900					○	○		
	CTV30-2300						○		
	CTV30-2700								
	CTV30-2900								
	CTV30-3100								
	CTV30-3800								
Rotary Cutters	RC20	✓	✓	✓	✓	✓	✓	✓*	
	RC30								

(continued on next page)

340 UHD Hydraulic Excavator Specifications

Attachments Offering Guide – Europe (continued)

Not all attachments are available in all regions. Consult your Cat dealer for configurations available in your region.

Match No Match

CAT PIN GRABBER COUPLER ATTACHMENTS

Undercarriage		Hydraulic Variable Gauge						
Boom Type		Retrofit (straight position)			Retrofit (bent position)			Two-Piece
Stick Length		R3.9 (12'10")	R3.2 (10'6")	R2.8 (9'2")	R3.9 (12'10")	R3.2 (10'6")	R2.8 (9'2")	R3.2 (10'6")
Hydraulic Hammers	H140 GC S	✓	✓	✓	✓	✓	✓	✓
	H140 S	✓	✓	✓	✓	✓	✓	✓
	H160 GC S	✓	✓	✓	✓	✓	✓	✓
	H160 S	✓	✓	✓	✓	✓	✓	✓
	H180 GC S		✓	✓		✓	✓	✓
	H180 S		✓			✓	✓	✓
Multi-Processors	MP332 Concrete Cutter Jaw	✓	✓	✓	✓	✓	✓	✓
	MP332 Demolition Jaw	✓	✓	✓	✓	✓	✓	✓
	MP332 Pulverizer Jaw	✓	✓	✓	✓	✓	✓	✓
	MP332 Shear Jaw	✓	✓	✓	✓	✓	✓	✓
	MP332 Tank Shear Jaw		✓	✓		✓	✓	✓
	MP332 Universal Jaw	✓	✓	✓	✓	✓	✓	✓
	MP332 Concrete Cutter Jaw-Flat Top		✓	✓		✓	✓	✓
	MP332 Demolition Jaw-Flat Top		✓	✓		✓	✓	✓
	MP332 Pulverizer Jaw-Flat Top		✓	✓		✓	✓	✓
	MP332 Shear Jaw-Flat Top		✓	✓	✓	✓	✓	✓
	MP332 Tank Shear Jaw-Flat Top		✓			✓	✓	✓
	MP332 Universal Jaw-Flat Top		✓			✓	✓	✓
Demolition and Sorting Grapples	G332	✓	✓	✓	✓	✓	✓	✓
	G345	✓	✓	✓	✓	✓	✓	✓
	G345 Flat Top		✓	✓		✓	✓	✓
Mobile Scrap and Demolition Shears	S3035 Flat Top	✓	✓	✓	✓	✓	✓	✓
Pulverizers	P232 Secondary Pulverizer		✓			✓	✓	✓
	P332 Primary Pulverizer	✓	✓	✓	✓	✓	✓	✓
	P332 Primary Pulverizer-Flat Top		✓	✓		✓	✓	✓
Compactors (Vibratory Plate)	CVP110	✓	✓	✓	✓	✓	✓	✓
Rotary Cutters	RC30	✓	✓	✓	✓	✓	✓	✓

(continued on next page)

340 UHD Hydraulic Excavator Specifications

Attachments Offering Guide – Europe (continued)

Not all attachments are available in all regions. Consult your Cat dealer for configurations available in your region.

Match No Match * Working range front only

CAT PIN GRABBER COUPLER ATTACHMENTS (continued)

Undercarriage		Fixed Gauge						
Boom Type		Retrofit (straight position)			Retrofit (bent position)			Two-Piece
Stick Length		R3.9 (12'10")	R3.2 (10'6")	R2.8 (9'2")	R3.9 (12'10")	R3.2 (10'6")	R2.8 (9'2")	R3.2 (10'6")
Hydraulic Hammers	H140 GC S	✓	✓	✓	✓	✓	✓	✓
	H140 S	✓	✓	✓	✓	✓	✓	✓
	H160 GC S	✓	✓	✓	✓	✓	✓	✓
	H160 S		✓*	✓	✓	✓	✓	✓
	H180 GC S					✓	✓	✓
	H180 S					✓*	✓	✓
Multi-Processors	MP332 Concrete Cutter Jaw			✓*	✓	✓	✓	✓
	MP332 Demolition Jaw			✓*	✓*	✓	✓	✓
	MP332 Pulverizer Jaw				✓*	✓	✓	✓
	MP332 Shear Jaw			✓*	✓	✓	✓	✓
	MP332 Tank Shear Jaw					✓	✓	✓
	MP332 Universal Jaw				✓*	✓	✓	✓
	MP332 Concrete Cutter Jaw-Flat Top					✓	✓	✓
	MP332 Demolition Jaw-Flat Top					✓	✓	✓
	MP332 Pulverizer Jaw-Flat Top					✓	✓	✓
	MP332 Shear Jaw-Flat Top					✓*	✓	✓
	MP332 Tank Shear Jaw-Flat Top					✓*	✓*	✓*
MP332 Universal Jaw-Flat Top					✓	✓	✓	
Demolition and Sorting Grapples	G332		✓*	✓	✓	✓	✓	✓
	G345			✓*	✓*	✓	✓	✓
	G345 Flat Top					✓	✓	✓
Mobile Scrap and Demolition Shears	S3035 Flat Top		✓*	✓*	✓	✓	✓	✓
Pulverizers	P232 Secondary Pulverizer					✓	✓	✓
	P332 Primary Pulverizer			✓*	✓*	✓	✓	✓
	P332 Primary Pulverizer-Flat Top					✓	✓	✓
Compactors (Vibratory Plate)	CVP110	✓	✓	✓	✓	✓	✓	✓
Rotary Cutters	RC30	✓	✓	✓	✓	✓	✓	✓

(continued on next page)

340 UHD Hydraulic Excavator Specifications

Attachments Offering Guide – Europe *(continued)*

Not all attachments are available in all regions. Consult your Cat dealer for configurations available in your region.

Match No Match

CW-40 DEDICATED COUPLER ATTACHMENTS

Undercarriage		Hydraulic Variable Gauge		Fixed Gauge
		UHD 22 m (72'2")	UHD 25 m (82'0")	UHD 22 m (72'2")
Boom Type		UHD 7.1 (23'4")	UHD 7.1 (23'4")	UHD 7.1 (23'4")
Stick Length		UHD 7.1 (23'4")	UHD 7.1 (23'4")	UHD 7.1 (23'4")
Multi-Processors	MP318 Concrete Cutter Jaw	✓	✓	✓
	MP318 Demolition Jaw	✓	✓	✓
	MP318 Pulverizer Jaw	✓	✓	✓
	MP318 Shear Jaw	✓	✓	✓
	MP318 Universal Jaw	✓	✓	✓
	MP324 Concrete Cutter Jaw	✓	✓	✓
	MP324 Demolition Jaw	✓	✓	✓
	MP324 Pulverizer Jaw	✓	✓	✓
	MP324 Shear Jaw	✓	✓	✓
	MP324 Tank Shear Jaw	✓	✓	✓
	MP324 Universal Jaw	✓	✓	✓
Demolition and Sorting Grapples	G324	✓	✓	✓
	G332	✓	✓	✓
Mobile Scrap and Demolition Shears	S3025 Flat Top	✓	✓	✓
	S3035 Flat Top	✓		✓
Pulverizers	P318 Primary Pulverizer	✓	✓	✓
	P324 Primary Pulverizer	✓	✓	✓
Rotary Cutters	RC20	✓	✓	

(continued on next page)

340 UHD Hydraulic Excavator Specifications

Attachments Offering Guide – Europe (continued)

Not all attachments are available in all regions. Consult your Cat dealer for configurations available in your region.

Match No Match * Working range front only

CW-45s DEDICATED COUPLER ATTACHMENTS

Undercarriage		Hydraulic Variable Gauge							UHD 22 m (72'2")	UHD 25 m (82'0")
Boom Type	Stick Length	Retrofit (straight position)			Retrofit (bent position)			Two- Piece	UHD 7.1 (23'4")	UHD 7.1 (23'4")
		R3.9 (12'10")	R3.2 (10'6")	R2.8 (9'2")	R3.9 (12'10")	R3.2 (10'6")	R2.8 (9'2")	R3.2 (10'6")		
Hydraulic Hammers	H140 GC S	✓	✓	✓	✓	✓	✓	✓		
	H140 S	✓	✓	✓	✓	✓	✓	✓		
	H160 GC S	✓	✓	✓	✓	✓	✓	✓		
	H160 S	✓	✓		✓	✓	✓	✓		
	H180 GC S					✓	✓	✓		
	H180 S					✓	✓	✓		
Multi-Processors	MP318 Concrete Cutter Jaw								✓	✓
	MP318 Demolition Jaw								✓	✓
	MP318 Pulverizer Jaw								✓	✓
	MP318 Shear Jaw								✓	✓
	MP318 Universal Jaw								✓	✓
	MP324 Concrete Cutter Jaw								✓	✓
	MP324 Demolition Jaw								✓	✓
	MP324 Pulverizer Jaw								✓	
	MP324 Shear Jaw								✓	✓
	MP324 Tank Shear Jaw								✓	
	MP324 Universal Jaw								✓	
	MP332 Concrete Cutter Jaw	✓	✓	✓	✓	✓	✓	✓		
	MP332 Demolition Jaw	✓	✓	✓	✓	✓	✓	✓		
	MP332 Pulverizer Jaw	✓	✓	✓	✓	✓	✓	✓		
	MP332 Shear Jaw	✓	✓	✓	✓	✓	✓	✓		
	MP332 Tank Shear Jaw		✓	✓		✓	✓	✓		
	MP332 Universal Jaw	✓	✓	✓	✓	✓	✓	✓		
	MP332 Concrete Cutter Jaw-Flat Top	✓	✓	✓	✓	✓	✓	✓		
	MP332 Demolition Jaw-Flat Top		✓	✓	✓	✓	✓	✓		
	MP332 Pulverizer Jaw-Flat Top		✓	✓		✓	✓	✓		
MP332 Shear Jaw-Flat Top	✓*	✓	✓	✓	✓	✓	✓			
MP332 Tank Shear Jaw-Flat Top		✓	✓		✓	✓	✓			
MP332 Universal Jaw-Flat Top		✓	✓		✓	✓	✓			
Demolition and Sorting Grapples	G324								✓	✓
	G332	✓	✓	✓	✓	✓	✓	✓	✓	✓
	G345	✓	✓	✓	✓	✓	✓	✓		
	G345 Flat Top	✓	✓	✓	✓	✓	✓	✓		
Mobile Scrap and Demolition Shears	S3025 Flat Top								✓	✓
	S3035 Flat Top	✓	✓	✓	✓	✓	✓	✓	✓	
Pulverizers	P232 Secondary Pulverizer		✓	✓		✓	✓	✓		
	P318 Primary Pulverizer								✓	✓
	P324 Primary Pulverizer								✓	
	P332 Primary Pulverizer	✓	✓	✓	✓	✓	✓	✓		
	P332 Primary Pulverizer-Flat Top		✓	✓	✓	✓	✓	✓		
Compactors (Vibratory Plate)	CVP110	✓	✓	✓	✓	✓	✓	✓		
Rotary Cutters	RC20	✓	✓	✓	✓	✓	✓	✓		
	RC30									

(continued on next page)

340 UHD Hydraulic Excavator Specifications

Attachments Offering Guide – Europe (continued)

Not all attachments are available in all regions. Consult your Cat dealer for configurations available in your region.

Match No Match * Working range front only

CW-45s DEDICATED COUPLER ATTACHMENTS (continued)

Undercarriage		Fixed Gauge						Two-Piece	UHD 22 m (72'2")
Boom Type		Retrofit (straight position)			Retrofit (bent position)			R3.2 (10'6")	UHD 7.1 (23'4")
		R3.9 (12'10")	R3.2 (10'6")	R2.8 (9'2")	R3.9 (12'10")	R3.2 (10'6")	R2.8 (9'2")		
Hydraulic Hammers	H140 GC S	✓*	✓	✓	✓	✓	✓		
	H140 S	✓	✓	✓	✓	✓	✓		
	H160 GC S	✓	✓	✓	✓	✓	✓		
	H160 S		✓*		✓	✓	✓		
	H180 GC S					✓	✓		
	H180 S					✓*	✓		
Multi-Processors	MP318 Concrete Cutter Jaw							✓	
	MP318 Demolition Jaw							✓	
	MP318 Pulverizer Jaw							✓	
	MP318 Shear Jaw							✓	
	MP318 Universal Jaw							✓	
	MP324 Concrete Cutter Jaw							✓	
	MP324 Demolition Jaw							✓	
	MP324 Pulverizer Jaw							✓	
	MP324 Shear Jaw							✓	
	MP324 Tank Shear Jaw							✓	
	MP324 Universal Jaw							✓	
	MP332 Concrete Cutter Jaw		✓*	✓	✓	✓	✓		
	MP332 Demolition Jaw		✓*	✓*	✓	✓	✓		
	MP332 Pulverizer Jaw			✓*	✓	✓	✓		
	MP332 Shear Jaw		✓*	✓	✓	✓	✓		
	MP332 Tank Shear Jaw					✓	✓		
	MP332 Universal Jaw			✓*	✓	✓	✓		
	MP332 Concrete Cutter Jaw-Flat Top			✓*	✓*	✓	✓		
	MP332 Demolition Jaw-Flat Top				✓*	✓	✓		
	MP332 Pulverizer Jaw-Flat Top					✓	✓		
MP332 Shear Jaw-Flat Top			✓*	✓*	✓	✓			
MP332 Tank Shear Jaw-Flat Top					✓*	✓			
MP332 Universal Jaw-Flat Top					✓	✓			
Demolition and Sorting Grapples	G324							✓	
	G332		✓	✓	✓	✓	✓	✓	
	G345		✓*	✓*	✓	✓	✓		
	G345 Flat Top				✓*	✓	✓		
Mobile Scrap and Demolition Shears	S3025 Flat Top							✓	
	S3035 Flat Top		✓*	✓	✓	✓	✓	✓*	
Pulverizers	P232 Secondary Pulverizer					✓	✓		
	P318 Primary Pulverizer							✓	
	P324 Primary Pulverizer							✓	
	P332 Primary Pulverizer		✓*	✓*	✓	✓	✓		
	P332 Primary Pulverizer-Flat Top				✓*	✓	✓		
Compactors (Vibratory Plate)	CVP110	✓	✓	✓	✓	✓	✓		
Rotary Cutters	RC20	✓	✓	✓	✓	✓	✓		
	RC30								

(continued on next page)

340 UHD Hydraulic Excavator Specifications

Attachments Offering Guide – Europe (continued)

Not all attachments are available in all regions. Consult your Cat dealer for configurations available in your region.

Match No Match

CW-45 DEDICATED COUPLER ATTACHMENTS

Undercarriage		Hydraulic Variable Gauge							UHD 22 m (72'2")	UHD 25 m (82'0")
Boom Type	Stick Length	Retrofit (straight position)			Retrofit (bent position)			Two- Piece	UHD 7.1 (23'4")	UHD 7.1 (23'4")
		R3.9 (12'10")	R3.2 (10'6")	R2.8 (9'2")	R3.9 (12'10")	R3.2 (10'6")	R2.8 (9'2")	R3.2 (10'6")		
Hydraulic Hammers	H140 GC S	✓	✓	✓	✓	✓	✓	✓		
	H140 S	✓	✓	✓	✓	✓	✓	✓		
	H160 GC S	✓	✓	✓	✓	✓	✓	✓		
	H160 S	✓	✓		✓	✓	✓	✓		
	H180 GC S				✓	✓	✓	✓		
	H180 S					✓	✓	✓		
Multi-Processors	MP318 Concrete Cutter Jaw								✓	✓
	MP318 Demolition Jaw								✓	✓
	MP318 Pulverizer Jaw								✓	✓
	MP318 Shear Jaw								✓	✓
	MP318 Universal Jaw								✓	✓
	MP324 Concrete Cutter Jaw								✓	
	MP324 Demolition Jaw								✓	
	MP324 Pulverizer Jaw								✓	
	MP324 Shear Jaw								✓	✓
	MP324 Tank Shear Jaw								✓	
	MP324 Universal Jaw								✓	
	MP332 Concrete Cutter Jaw	✓	✓	✓	✓	✓	✓	✓		
	MP332 Demolition Jaw	✓	✓	✓	✓	✓	✓	✓		
	MP332 Pulverizer Jaw	✓	✓	✓	✓	✓	✓	✓		
	MP332 Shear Jaw	✓	✓	✓	✓	✓	✓	✓		
	MP332 Tank Shear Jaw		✓	✓		✓	✓	✓		
	MP332 Universal Jaw	✓	✓	✓	✓	✓	✓	✓		
	MP332 Concrete Cutter Jaw-Flat Top				✓	✓	✓	✓		
	MP332 Demolition Jaw-Flat Top				✓	✓	✓	✓		
	MP332 Pulverizer Jaw-Flat Top					✓	✓	✓		
MP332 Shear Jaw-Flat Top				✓	✓	✓	✓			
MP332 Tank Shear Jaw-Flat Top					✓	✓	✓			
MP332 Universal Jaw-Flat Top					✓	✓	✓			
Demolition and Sorting Grapples	G324								✓	✓
	G332	✓	✓	✓	✓	✓	✓	✓	✓	✓
	G345	✓	✓	✓	✓	✓	✓	✓		
	G345 Flat Top					✓	✓	✓		
Mobile Scrap and Demolition Shears	S3025 Flat Top								✓	✓
	S3035 Flat Top	✓	✓	✓	✓	✓	✓	✓		
Pulverizers	P232 Secondary Pulverizer					✓	✓	✓		
	P318 Primary Pulverizer								✓	✓
	P324 Primary Pulverizer								✓	
	P332 Primary Pulverizer	✓	✓	✓	✓	✓	✓	✓		
	P332 Primary Pulverizer-Flat Top					✓	✓	✓		
Compactors (Vibratory Plate)	CVP110	✓	✓	✓	✓	✓	✓	✓		
Rotary Cutters	RC20	✓	✓	✓	✓	✓	✓	✓		
	RC30									

(continued on next page)

340 UHD Hydraulic Excavator Specifications

Attachments Offering Guide – Europe (continued)

Not all attachments are available in all regions. Consult your Cat dealer for configurations available in your region.

Match No Match * Working range front only

CW-45 DEDICATED COUPLER ATTACHMENTS (continued)

Undercarriage		Fixed Gauge						Two-Piece	UHD 22 m (72'2")
Boom Type		Retrofit (straight position)			Retrofit (bent position)			R3.2 (10'6")	UHD 7.1 (23'4")
		R3.9 (12'10")	R3.2 (10'6")	R2.8 (9'2")	R3.9 (12'10")	R3.2 (10'6")	R2.8 (9'2")		
Hydraulic Hammers	H140 GC S	✓	✓	✓	✓	✓	✓		
	H140 S	✓	✓	✓	✓	✓	✓		
	H160 GC S	✓	✓	✓	✓	✓	✓		
	H160 S		✓*		✓	✓	✓		
	H180 GC S				✓*	✓	✓		
	H180 S					✓*	✓		
Multi-Processors	MP318 Concrete Cutter Jaw							✓	
	MP318 Demolition Jaw							✓	
	MP318 Pulverizer Jaw							✓	
	MP318 Shear Jaw							✓	
	MP318 Universal Jaw							✓	
	MP324 Concrete Cutter Jaw							✓	
	MP324 Demolition Jaw							✓	
	MP324 Pulverizer Jaw							✓	
	MP324 Shear Jaw							✓	
	MP324 Tank Shear Jaw							✓	
	MP324 Universal Jaw							✓	
	MP332 Concrete Cutter Jaw		✓*	✓	✓	✓	✓		
	MP332 Demolition Jaw			✓*	✓	✓	✓		
	MP332 Pulverizer Jaw			✓*	✓	✓	✓		
	MP332 Shear Jaw		✓*	✓	✓	✓	✓		
	MP332 Tank Shear Jaw					✓	✓		
	MP332 Universal Jaw				✓	✓	✓		
	MP332 Concrete Cutter Jaw-Flat Top			✓*	✓*	✓	✓		
	MP332 Demolition Jaw-Flat Top					✓	✓		
	MP332 Pulverizer Jaw-Flat Top					✓	✓		
MP332 Shear Jaw-Flat Top				✓*	✓	✓			
MP332 Tank Shear Jaw-Flat Top					✓*	✓			
MP332 Universal Jaw-Flat Top					✓	✓			
Demolition and Sorting Grapples	G324							✓	
	G332		✓	✓	✓	✓	✓	✓	
	G345			✓*	✓	✓	✓		
	G345 Flat Top					✓	✓		
Mobile Scrap and Demolition Shears	S3025 Flat Top							✓	
	S3035 Flat Top		✓*	✓	✓	✓	✓		
Pulverizers	P232 Secondary Pulverizer					✓	✓		
	P318 Primary Pulverizer							✓	
	P324 Primary Pulverizer							✓	
	P332 Primary Pulverizer			✓*	✓	✓	✓		
	P332 Primary Pulverizer-Flat Top					✓	✓		
Compactors (Vibratory Plate)	CVP110	✓	✓	✓	✓	✓	✓		
Rotary Cutters	RC20	✓	✓	✓	✓	✓	✓		
	RC30								

(continued on next page)

340 UHD Hydraulic Excavator Specifications

Attachments Offering Guide – Europe (continued)

Not all attachments are available in all regions. Consult your Cat dealer for configurations available in your region.

Match No Match * Working range front only

S80 DEDICATED COUPLER ATTACHMENTS

Undercarriage		Hydraulic Variable Gauge						
Boom Type		Retrofit (straight position)			Retrofit (bent position)			Two-Piece
Stick Length		R3.9 (12'10")	R3.2 (10'6")	R2.8 (9'2")	R3.9 (12'10")	R3.2 (10'6")	R2.8 (9'2")	R3.2 (10'6")
Hydraulic Hammers	H140 GC S	✓	✓	✓	✓	✓	✓	✓
	H140 S	✓	✓	✓	✓	✓	✓	✓
	H160 GC S	✓	✓	✓	✓	✓	✓	✓
	H160 S	✓	✓	✓	✓	✓	✓	✓
	H180 S					✓	✓	✓
Multi-Processors	MP332 Concrete Cutter Jaw-Flat Top	✓	✓	✓	✓	✓	✓	✓
	MP332 Demolition Jaw-Flat Top		✓	✓	✓	✓	✓	✓
	MP332 Pulverizer Jaw-Flat Top		✓	✓		✓	✓	✓
	MP332 Shear Jaw-Flat Top	✓	✓	✓	✓	✓	✓	✓
	MP332 Tank Shear Jaw-Flat Top		✓	✓		✓	✓	✓
	MP332 Universal Jaw-Flat Top		✓	✓		✓	✓	✓
Demolition and Sorting Grapples	G332	✓	✓	✓	✓	✓	✓	✓
	G345 Flat Top	✓	✓	✓	✓	✓	✓	✓
Mobile Scrap and Demolition Shears	S3035 Flat Top	✓	✓	✓	✓	✓	✓	✓
Pulverizers	P232 Secondary Pulverizer		✓	✓		✓	✓	✓
	P332 Primary Pulverizer-Flat Top		✓	✓	✓	✓	✓	✓
Compactors (Vibratory Plate)	CVP110	✓	✓	✓	✓	✓	✓	✓
Rotary Cutters	RC30	✓	✓	✓	✓	✓	✓	✓

S80 DEDICATED COUPLER ATTACHMENTS (continued)

Undercarriage		Fixed Gauge						
Boom Type		Retrofit (straight position)			Retrofit (bent position)			Two-Piece
Stick Length		R3.9 (12'10")	R3.2 (10'6")	R2.8 (9'2")	R3.9 (12'10")	R3.2 (10'6")	R2.8 (9'2")	R3.2 (10'6")
Hydraulic Hammers	H140 GC S	✓	✓	✓	✓	✓	✓	✓
	H140 S	✓	✓	✓	✓	✓	✓	✓
	H160 GC S	✓*	✓	✓	✓	✓	✓	✓
	H160 S		✓*	✓	✓	✓	✓	✓
	H180 S					✓	✓	✓
Multi-Processors	MP332 Concrete Cutter Jaw-Flat Top			✓*	✓*	✓	✓	✓
	MP332 Demolition Jaw-Flat Top				✓*	✓	✓	✓
	MP332 Pulverizer Jaw-Flat Top					✓	✓	✓
	MP332 Shear Jaw-Flat Top			✓*	✓*	✓	✓	✓
	MP332 Tank Shear Jaw-Flat Top					✓*	✓	✓
	MP332 Universal Jaw-Flat Top					✓	✓	✓
Demolition and Sorting Grapples	G332		✓	✓	✓	✓	✓	✓
	G345 Flat Top				✓*	✓	✓	✓
Mobile Scrap and Demolition Shears	S3035 Flat Top		✓*	✓	✓	✓	✓	✓
Pulverizers	P232 Secondary Pulverizer					✓	✓	✓
	P332 Primary Pulverizer-Flat Top				✓*	✓	✓	✓
Compactors (Vibratory Plate)	CVP110	✓	✓	✓	✓	✓	✓	✓
Rotary Cutters	RC30	✓	✓	✓	✓	✓	✓	✓

(continued on next page)

340 UHD Hydraulic Excavator Specifications

Attachments Offering Guide – Europe (continued)

Not all attachments are available in all regions. Consult your Cat dealer for configurations available in your region.

Match No Match * Working range front only

HCS70 COUPLER ATTACHMENTS

Undercarriage		Hydraulic Variable Gauge		Fixed Gauge
Boom Type		UHD 22 m (72'2")	UHD 25 m (82'0")	UHD 22 m (72'2")
Stick Length		UHD 7.1 (23'4")	UHD 7.1 (23'4")	UHD 7.1 (23'4")
Multi-Processors	MP318 Concrete Cutter Jaw	✓	✓	✓
	MP318 Demolition Jaw	✓	✓	✓
	MP318 Pulverizer Jaw	✓	✓	✓
	MP318 Shear Jaw	✓	✓	✓
	MP318 Universal Jaw	✓	✓	✓
	MP324 Concrete Cutter Jaw	✓	✓	✓
	MP324 Demolition Jaw	✓	✓	✓
	MP324 Pulverizer Jaw	✓		✓
	MP324 Shear Jaw	✓	✓	✓
	MP324 Tank Shear Jaw	✓		✓
	MP324 Universal Jaw	✓		✓
Demolition and Sorting Grapples	G324	✓	✓	✓
	G332	✓	✓	✓
Mobile Scrap and Demolition Shears	S3025 Flat Top	✓	✓	✓
	S3035 Flat Top	✓		✓*
Pulverizers	P318 Primary Pulverizer	✓	✓	✓
	P324 Primary Pulverizer	✓		✓
Rotary Cutters	RC20	✓	✓	

HCS70/55 COUPLER ATTACHMENTS

Undercarriage		Hydraulic Variable Gauge		Fixed Gauge
Boom Type		UHD 22 m (72'2")	UHD 25 m (82'0")	UHD 22 m (72'2")
Stick Length		UHD 7.1 (23'4")	UHD 7.1 (23'4")	UHD 7.1 (23'4")
Multi-Processors	MP318 Concrete Cutter Jaw	✓	✓	✓
	MP318 Demolition Jaw	✓	✓	✓
	MP318 Pulverizer Jaw	✓	✓	✓
	MP318 Shear Jaw	✓	✓	✓
	MP318 Universal Jaw	✓	✓	✓
	MP324 Concrete Cutter Jaw	✓	✓	✓
	MP324 Demolition Jaw	✓		✓
	MP324 Pulverizer Jaw	✓		✓
	MP324 Shear Jaw	✓	✓	✓
	MP324 Tank Shear Jaw	✓		✓
	MP324 Universal Jaw	✓		✓
Demolition and Sorting Grapples	G324	✓	✓	✓
	G332	✓	✓	✓
Mobile Scrap and Demolition Shears	S3025 Flat Top	✓	✓	✓
	S3035 Flat Top	✓		✓*
Pulverizers	P318 Primary Pulverizer	✓	✓	✓
	P324 Primary Pulverizer	✓		✓
Rotary Cutters	RC20	✓	✓	

(continued on next page)

340 UHD Hydraulic Excavator Specifications

Attachments Offering Guide – Europe (continued)

Not all attachments are available in all regions. Consult your Cat dealer for configurations available in your region.

Match No Match * Working range front only

HCS80 COUPLER ATTACHMENTS

Undercarriage		Hydraulic Variable Gauge						
Boom Type		Retrofit (straight position)			Retrofit (bent position)			Two-Piece
Stick Length		R3.9 (12'10")	R3.2 (10'6")	R2.8 (9'2")	R3.9 (12'10")	R3.2 (10'6")	R2.8 (9'2")	R3.2 (10'6")
Hydraulic Hammers	H140 S	✓	✓	✓	✓	✓	✓	✓
	H160 S	✓	✓	✓	✓	✓	✓	✓
	H180 S		✓	✓		✓	✓	✓
Multi-Processors	MP332 Concrete Cutter Jaw-Flat Top		✓	✓	✓	✓	✓	✓
	MP332 Demolition Jaw-Flat Top		✓	✓		✓	✓	✓
	MP332 Pulverizer Jaw-Flat Top		✓	✓		✓	✓	✓
	MP332 Shear Jaw-Flat Top	✓	✓	✓	✓	✓	✓	✓
	MP332 Tank Shear Jaw-Flat Top		✓			✓	✓	✓
	MP332 Universal Jaw-Flat Top		✓	✓		✓	✓	✓
Demolition and Sorting Grapples	G332	✓	✓	✓	✓	✓	✓	✓
	G345 Flat Top		✓	✓		✓	✓	✓
Mobile Scrap and Demolition Shears	S3035 Flat Top	✓	✓	✓	✓	✓	✓	✓
Pulverizers	P232 Secondary Pulverizer		✓	✓		✓	✓	✓
	P332 Primary Pulverizer-Flat Top		✓	✓		✓	✓	✓
Compactors (Vibratory Plate)	CVP110	✓	✓	✓	✓	✓	✓	✓
Rotary Cutters	RC30	✓	✓	✓	✓	✓	✓	✓

HCS80 COUPLER ATTACHMENTS (continued)

Undercarriage		Fixed Gauge						
Boom Type		Retrofit (straight position)			Retrofit (bent position)			Two-Piece
Stick Length		R3.9 (12'10")	R3.2 (10'6")	R2.8 (9'2")	R3.9 (12'10")	R3.2 (10'6")	R2.8 (9'2")	R3.2 (10'6")
Hydraulic Hammers	H140 S	✓	✓	✓	✓	✓	✓	
	H160 S		✓*	✓	✓	✓	✓	
	H180 S					✓	✓	
Multi-Processors	MP332 Concrete Cutter Jaw-Flat Top				✓*	✓	✓	
	MP332 Demolition Jaw-Flat Top					✓	✓	
	MP332 Pulverizer Jaw-Flat Top					✓	✓	
	MP332 Shear Jaw-Flat Top			✓*	✓*	✓	✓	
	MP332 Tank Shear Jaw-Flat Top					✓*	✓	
	MP332 Universal Jaw-Flat Top					✓	✓	
Demolition and Sorting Grapples	G332		✓*	✓	✓	✓	✓	
	G345 Flat Top					✓	✓	
Mobile Scrap and Demolition Shears	S3035 Flat Top		✓*	✓	✓	✓	✓	
Pulverizers	P232 Secondary Pulverizer					✓	✓	
	P332 Primary Pulverizer-Flat Top					✓	✓	
Compactors (Vibratory Plate)	CVP110	✓	✓	✓	✓	✓	✓	✓
Rotary Cutters	RC30	✓	✓	✓	✓	✓	✓	

(continued on next page)

340 UHD Hydraulic Excavator Specifications

Attachments Offering Guide – Europe *(continued)*

Not all attachments are available in all regions. Consult your Cat dealer for configurations available in your region.

Match

No Match

BOOM-MOUNT ATTACHMENTS

Undercarriage		Hydraulic Variable Gauge			Fixed Gauge	
		Retrofit (straight position)	Retrofit (bent position)	Two- Piece	Retrofit (straight position)	Retrofit (bent position)
Boom Type						
Mobile Scrap and Demolition Shears	S2070	✓	✓	✓	✓	✓
	S2090	✓	✓	✓		✓
	S3070 Flat Top	✓	✓	✓		✓

340 UHD Hydraulic Excavator Specifications

Attachments Offering Guide – Japan

Not all attachments are available in all regions. Consult your Cat dealer for configurations available in your region.

Match No Match * Working range front only

PIN-ON ATTACHMENTS

Undercarriage		Hydraulic Variable Gauge			Fixed Gauge		
Boom Type		Retrofit (straight position)	Retrofit (bent position)	Two-Piece	Retrofit (straight position)	Retrofit (bent position)	Two-Piece
Stick Length		R3.2 (10'6")	R3.2 (10'6")	R3.2 (10'6")	R3.2 (10'6")	R3.2 (10'6")	R3.2 (10'6")
Hydraulic Hammers	H140 S	✓	✓	✓	✓	✓	
	H160 S	✓	✓	✓	✓	✓	
	H180 S	✓	✓	✓	✓*	✓	
Rotary Cutters	RC20						
	RC30	✓	✓	✓	✓	✓	✓*

CAT PIN GRABBER COUPLER ATTACHMENTS

Undercarriage		Hydraulic Variable Gauge			Fixed Gauge	
Boom Type		Retrofit (straight position)	Retrofit (bent position)	Two-Piece	Retrofit (straight position)	Retrofit (bent position)
Stick Length		R3.2 (10'6")	R3.2 (10'6")	R3.2 (10'6")	R3.2 (10'6")	R3.2 (10'6")
Hydraulic Hammers	H140 S	✓	✓	✓	✓	✓
	H160 S	✓	✓	✓	✓*	✓
	H180 S	✓	✓	✓		✓*
Rotary Cutters	RC30	✓	✓	✓	✓	✓

BOOM-MOUNT ATTACHMENTS

Undercarriage		Hydraulic Variable Gauge	
Boom Type		Two-Piece	
Mobile Scrap and Demolition Shears	S2070	✓	
	S2090	✓	
	S3070 Flat Top	✓	

340 UHD Hydraulic Excavator Specifications

Attachments Offering Guide – North America

Not all attachments are available in all regions. Consult your Cat dealer for configurations available in your region.

Match No Match

PIN-ON ATTACHMENTS

Undercarriage		Hydraulic Variable Gauge							UHD 22 m (72'2")	UHD 25 m (82'0")
Boom Type	Stick Length	Retrofit (straight position)			Retrofit (bent position)			Two- Piece	UHD 7.1 (23'4")	UHD 7.1 (23'4")
		R3.9 (12'10")	R3.2 (10'6")	R2.8 (9'2")	R3.9 (12'10")	R3.2 (10'6")	R2.8 (9'2")	R3.2 (10'6")		
Hydraulic Hammers	H140 GC S	✓	✓	✓	✓	✓	✓	✓		
	H140 S	✓	✓	✓	✓	✓	✓	✓		
	H160 GC S	✓	✓	✓	✓	✓	✓	✓		
	H160 S	✓	✓	✓	✓	✓	✓	✓		
	H180 GC S	✓	✓	✓	✓	✓	✓	✓		
	H180 S	✓	✓	✓	✓	✓	✓	✓		
Multi-Processors	MP318 Concrete Cutter Jaw								✓	✓
	MP318 Demolition Jaw								✓	✓
	MP318 Pulverizer Jaw								✓	✓
	MP318 Shear Jaw								✓	✓
	MP318 Universal Jaw								✓	✓
	MP324 Concrete Cutter Jaw								✓	✓
	MP324 Demolition Jaw								✓	✓
	MP324 Pulverizer Jaw								✓	✓
	MP324 Shear Jaw								✓	✓
	MP324 Tank Shear Jaw								✓	✓
	MP324 Universal Jaw								✓	✓
	MP332 Concrete Cutter Jaw	✓	✓	✓	✓	✓	✓	✓	✓	
	MP332 Demolition Jaw	✓	✓	✓	✓	✓	✓	✓	✓	
	MP332 Pulverizer Jaw	✓	✓	✓	✓	✓	✓	✓	✓	
	MP332 Shear Jaw	✓	✓	✓	✓	✓	✓	✓	✓	
	MP332 Tank Shear Jaw	✓	✓	✓	✓	✓	✓	✓	✓	
	MP332 Universal Jaw	✓	✓	✓	✓	✓	✓	✓	✓	
	MP332 Concrete Cutter Jaw-Flat Top	✓	✓	✓	✓	✓	✓	✓	✓	
	MP332 Demolition Jaw-Flat Top	✓	✓	✓	✓	✓	✓	✓	✓	
	MP332 Pulverizer Jaw-Flat Top	✓	✓	✓	✓	✓	✓	✓	✓	
MP332 Shear Jaw-Flat Top	✓	✓	✓	✓	✓	✓	✓	✓		
MP332 Tank Shear Jaw-Flat Top	✓	✓	✓	✓	✓	✓	✓	✓		
MP332 Universal Jaw-Flat Top	✓	✓	✓	✓	✓	✓	✓	✓		
Demolition and Sorting Grapples	G324								✓	✓
	G332	✓	✓	✓	✓	✓	✓	✓	✓	✓
	G345	✓	✓	✓	✓	✓	✓	✓		
	G345 Flat Top	✓	✓	✓	✓	✓	✓	✓		
Mobile Scrap and Demolition Shears	S3025 Flat Top								✓	✓
	S3035 Flat Top	✓	✓	✓	✓	✓	✓	✓	✓	✓
Pulverizers	P232 Secondary Pulverizer	✓	✓	✓	✓	✓	✓	✓		
	P318 Primary Pulverizer								✓	✓
	P324 Primary Pulverizer								✓	✓
	P332 Primary Pulverizer	✓	✓	✓	✓	✓	✓	✓	✓	
	P332 Primary Pulverizer-Flat Top	✓	✓	✓	✓	✓	✓	✓	✓	
Compactors (Vibratory Plate)	CVP110	✓	✓	✓	✓	✓	✓	✓		

(continued on next page)

340 UHD Hydraulic Excavator Specifications

Attachments Offering Guide – North America (continued)

Not all Attachments are available in all regions. Consult your Cat dealer for configurations available in your region.

Match
 No Match
 1800 kg/m³ (3,000 lb/yd³)
 1200 kg/m³ (2,000 lb/yd³)

PIN-ON ATTACHMENTS (continued)

Undercarriage		Hydraulic Variable Gauge							UHD 22 m (72'2")	UHD 25 m (82'0")
Boom Type	Stick Length	Retrofit (straight position)			Retrofit (bent position)			Two-Piece	UHD 7.1 (23'4")	UHD 7.1 (23'4")
		R3.9 (12'10")	R3.2 (10'6")	R2.8 (9'2")	R3.9 (12'10")	R3.2 (10'6")	R2.8 (9'2")	R3.2 (10'6")	UHD 7.1 (23'4")	UHD 7.1 (23'4")
Orange Peel Grapples	GSH440-950	●	●	●	●	●	●	●		
	GSH440-1150	●	●	●	●	●	●	●		
	GSH440-1550	●	●	●	●	●	●	●		
	GSH455-1000	●	●	●	●	●	●	●		
	GSH455-1500	○	●	●	●	●	●	●		
	GSH455-2000	○	●	●	○	●	●	○		
	GSH555-1000	●	●	●	●	●	●	●		
	GSH555-1500	○	●	●	○	●	●	○		
Clamshell Grapples	CTV20-1500	●	●	●	●	●	●	●		
	CTV20-2300	○	○	○	○	○	○	○		
	CTV30-1900	○	●	●	○	●	●	○		
	CTV30-2300		○	●		●	●			
	CTV30-2700		○	●		○	●			
	CTV30-2500		○	●		○	●			
	CTV30-3400			○			○			
	CTV30-3800			○			○			
Rotary Cutters	RC20									
	RC30	✓	✓	✓	✓	✓	✓	✓		

(continued on next page)

340 UHD Hydraulic Excavator Specifications

Attachments Offering Guide – North America *(continued)*

Not all attachments are available in all regions. Consult your Cat dealer for configurations available in your region.

Match No Match

CAT PIN GRABBER COUPLER ATTACHMENTS

Undercarriage		Hydraulic Variable Gauge						
Boom Type		Retrofit (straight position)			Retrofit (bent position)			Two-Piece
Stick Length		R3.9 (12'10")	R3.2 (10'6")	R2.8 (9'2")	R3.9 (12'10")	R3.2 (10'6")	R2.8 (9'2")	R3.2 (10'6")
Hydraulic Hammers	H140 GC S	✓	✓	✓	✓	✓	✓	✓
	H140 S	✓	✓	✓	✓	✓	✓	✓
	H160 GC S	✓	✓	✓	✓	✓	✓	✓
	H160 S	✓	✓	✓	✓	✓	✓	✓
	H180 GC S		✓	✓		✓	✓	✓
	H180 S		✓			✓	✓	✓
Multi-Processors	MP332 Concrete Cutter Jaw	✓	✓	✓	✓	✓	✓	✓
	MP332 Demolition Jaw	✓	✓	✓	✓	✓	✓	✓
	MP332 Pulverizer Jaw	✓	✓	✓	✓	✓	✓	✓
	MP332 Shear Jaw	✓	✓	✓	✓	✓	✓	✓
	MP332 Tank Shear Jaw		✓	✓		✓	✓	✓
	MP332 Universal Jaw	✓	✓	✓	✓	✓	✓	✓
	MP332 Concrete Cutter Jaw-Flat Top		✓	✓		✓	✓	✓
	MP332 Demolition Jaw-Flat Top		✓	✓		✓	✓	✓
	MP332 Pulverizer Jaw-Flat Top		✓	✓		✓	✓	✓
	MP332 Shear Jaw-Flat Top		✓	✓	✓	✓	✓	✓
	MP332 Tank Shear Jaw-Flat Top		✓			✓	✓	✓
	MP332 Universal Jaw-Flat Top		✓			✓	✓	✓
Demolition and Sorting Grapples	G332	✓	✓	✓	✓	✓	✓	✓
	G345	✓	✓	✓	✓	✓	✓	✓
	G345 Flat Top		✓	✓		✓	✓	✓
Mobile Scrap and Demolition Shears	S3035 Flat Top	✓	✓	✓	✓	✓	✓	✓
Pulverizers	P232 Secondary Pulverizer		✓			✓	✓	✓
	P332 Primary Pulverizer	✓	✓	✓	✓	✓	✓	✓
	P332 Primary Pulverizer-Flat Top		✓	✓		✓	✓	✓
Mulchers	HM5515	✓	✓	✓	✓	✓	✓	✓
	HM6015	✓	✓	✓	✓	✓	✓	✓
Compactors (Vibratory Plate)	CVP110	✓	✓	✓	✓	✓	✓	✓
Rotary Cutters	RC30	✓	✓	✓	✓	✓	✓	✓

(continued on next page)

340 UHD Hydraulic Excavator Specifications

Attachments Offering Guide – North America *(continued)*

Not all attachments are available in all regions. Consult your Cat dealer for configurations available in your region.

Match No Match

S80 DEDICATED COUPLER ATTACHMENTS

Undercarriage		Hydraulic Variable Gauge						
Boom Type		Retrofit (straight position)			Retrofit (bent position)		Two-Piece	
Stick Length		R3.9 (12'10")	R3.2 (10'6")	R2.8 (9'2")	R3.9 (12'10")	R3.2 (10'6")	R2.8 (9'2")	R3.2 (10'6")
Hydraulic Hammers	H140 GC S	✓	✓	✓	✓	✓	✓	✓
	H140 S	✓	✓	✓	✓	✓	✓	✓
	H160 GC S	✓	✓	✓	✓	✓	✓	✓
	H160 S	✓	✓	✓	✓	✓	✓	✓
	H180 S					✓	✓	✓
Multi-Processors	MP332 Concrete Cutter Jaw-Flat Top	✓	✓	✓	✓	✓	✓	✓
	MP332 Demolition Jaw-Flat Top		✓	✓	✓	✓	✓	✓
	MP332 Pulverizer Jaw-Flat Top		✓	✓		✓	✓	✓
	MP332 Shear Jaw-Flat Top	✓	✓	✓	✓	✓	✓	✓
	MP332 Tank Shear Jaw-Flat Top		✓	✓		✓	✓	✓
	MP332 Universal Jaw-Flat Top		✓	✓		✓	✓	✓
Demolition and Sorting Grapples	G332	✓	✓	✓	✓	✓	✓	✓
	G345 Flat Top	✓	✓	✓	✓	✓	✓	✓
Mobile Scrap and Demolition Shears	S3035 Flat Top	✓	✓	✓	✓	✓	✓	✓
Pulverizers	P232 Secondary Pulverizer		✓	✓		✓	✓	✓
	P332 Primary Pulverizer-Flat Top		✓	✓	✓	✓	✓	✓
Compactors (Vibratory Plate)	CVP110	✓	✓	✓	✓	✓	✓	✓
Rotary Cutters	RC30	✓	✓	✓	✓	✓	✓	✓

HCS80 COUPLER ATTACHMENTS

Undercarriage		Hydraulic Variable Gauge						
Boom Type		Retrofit (straight position)			Retrofit (bent position)		Two-Piece	
Stick Length		R3.9 (12'10")	R3.2 (10'6")	R2.8 (9'2")	R3.9 (12'10")	R3.2 (10'6")	R2.8 (9'2")	R3.2 (10'6")
Hydraulic Hammers	H140 S	✓	✓	✓	✓	✓	✓	✓
	H160 S	✓	✓	✓	✓	✓	✓	✓
	H180 S		✓	✓		✓	✓	✓
Multi-Processors	MP332 Concrete Cutter Jaw-Flat Top	✓	✓	✓	✓	✓	✓	✓
	MP332 Demolition Jaw-Flat Top		✓	✓		✓	✓	✓
	MP332 Pulverizer Jaw-Flat Top		✓	✓		✓	✓	✓
	MP332 Shear Jaw-Flat Top	✓	✓	✓	✓	✓	✓	✓
	MP332 Tank Shear Jaw-Flat Top		✓			✓	✓	
	MP332 Universal Jaw-Flat Top		✓	✓		✓	✓	✓
Demolition and Sorting Grapples	G332	✓	✓	✓	✓	✓	✓	✓
	G345 Flat Top		✓	✓		✓	✓	✓
Mobile Scrap and Demolition Shears	S3035 Flat Top	✓	✓	✓	✓	✓	✓	✓
Pulverizers	P232 Secondary Pulverizer		✓	✓		✓	✓	✓
	P332 Primary Pulverizer-Flat Top		✓	✓		✓	✓	✓
Compactors (Vibratory Plate)	CVP110	✓	✓	✓	✓	✓	✓	✓
Rotary Cutters	RC30	✓	✓	✓	✓	✓	✓	✓

(continued on next page)

340 UHD Hydraulic Excavator Specifications

Attachments Offering Guide – North America (continued)

Not all attachments are available in all regions. Consult your Cat dealer for configurations available in your region.

Match No Match

HCS70 COUPLER ATTACHMENTS

Undercarriage		Hydraulic Variable Gauge	
		UHD 22 m (72'2")	UHD 25 m (82'0")
Boom Type		UHD 7.1 (23'4")	UHD 7.1 (23'4")
Stick Length		UHD 7.1 (23'4")	UHD 7.1 (23'4")
Multi-Processors	MP318 Concrete Cutter Jaw	✓	✓
	MP318 Demolition Jaw	✓	✓
	MP318 Pulverizer Jaw	✓	✓
	MP318 Shear Jaw	✓	✓
	MP318 Universal Jaw	✓	✓
	MP324 Concrete Cutter Jaw	✓	✓
	MP324 Demolition Jaw	✓	✓
	MP324 Pulverizer Jaw	✓	
	MP324 Shear Jaw	✓	✓
	MP324 Tank Shear Jaw	✓	
	MP324 Universal Jaw	✓	
Demolition and Sorting Grapples	G324	✓	✓
	G332	✓	✓
Mobile Scrap and Demolition Shears	S3025 Flat Top	✓	✓
	S3035 Flat Top	✓	
Pulverizers	P318 Primary Pulverizer	✓	✓
	P324 Primary Pulverizer	✓	

HCS70/55 COUPLER ATTACHMENTS

Undercarriage		Hydraulic Variable Gauge	
		UHD 22 m (72'2")	UHD 25 m (82'0")
Boom Type		UHD 7.1 (23'4")	UHD 7.1 (23'4")
Stick Length		UHD 7.1 (23'4")	UHD 7.1 (23'4")
Multi-Processors	MP318 Concrete Cutter Jaw	✓	✓
	MP318 Demolition Jaw	✓	✓
	MP318 Pulverizer Jaw	✓	✓
	MP318 Shear Jaw	✓	✓
	MP318 Universal Jaw	✓	✓
	MP324 Concrete Cutter Jaw	✓	✓
	MP324 Demolition Jaw	✓	
	MP324 Pulverizer Jaw	✓	
	MP324 Shear Jaw	✓	✓
	MP324 Tank Shear Jaw	✓	
	MP324 Universal Jaw	✓	
Demolition and Sorting Grapples	G324	✓	✓
	G332	✓	✓
Mobile Scrap and Demolition Shears	S3025 Flat Top	✓	✓
	S3035 Flat Top	✓	
Pulverizers	P318 Primary Pulverizer	✓	✓
	P324 Primary Pulverizer	✓	

(continued on next page)

340 UHD Hydraulic Excavator Specifications

Attachments Offering Guide – North America *(continued)*

Not all attachments are available in all regions. Consult your Cat dealer for configurations available in your region.

Match

BOOM-MOUNT ATTACHMENTS

Undercarriage		Hydraulic Variable Gauge		
Boom Type		Retrofit (straight position)	Retrofit (bent position)	Two-Piece
Mobile Scrap and Demolition Shears	S2070	✓	✓	✓
	S2090	✓	✓	✓
	S3070 Flat Top	✓	✓	✓

Standard and Optional Equipment

Standard and optional equipment may vary. Consult your Cat dealer for details.

	Standard	Optional		Standard	Optional
BOOMS, STICKS AND LINKAGES			CAB		
22 m (72'2") UHD front		✓	Tilt-up demolition cab with P5A laminated front and roof glass	✓	
25 m (82'0") UHD front		✓	High-resolution 254 mm (10") LCD touchscreen monitor	✓	
Two-Piece Retrofit variable adjustment boom		✓	Automatic bi-level air conditioner	✓	
7.4 m (24'3") Retrofit boom		✓	Jog dial and shortcut keys for monitor control	✓	
7.1 m (23'4") UHD stick		✓	Keyless push-to-start engine control	✓	
2.8 m (9'2") Retrofit stick		✓ ¹	Height-adjustable console, infinite with no tool	✓	
3.2 m (10'6") Retrofit stick		✓	Tilt-up left-side console	✓	
3.9 m (12'10") Retrofit stick		✓ ¹	Cat® Stick Steer	✓	
Advanced tool control, UHD		✓	Heated and cooled seat with automatic adjustable suspension	✓	
Bucket linkage, DB family with lifting eye		✓ ¹	51 mm (2") orange seat belt	✓	
Bucket linkage, DB family without lifting eye		✓ ²	Tilt rocker switch	✓	
Bucket linkage, Dedicated, C family with lifting eye		✓ ¹	Sky wiper switch	✓	
Bucket linkage, Dedicated, B1 family linkage without lifting eye		✓ ²	Bluetooth® integrated radio (including USB, aux port and microphone)	✓	
Transport cradle for front		✓	2 × 12V DC outlets	✓	
			Document storage	✓	
			Rear head storage net and lunchbox holder	✓	
			Oversized cup holder and bottle holder	✓	
			Coat hook	✓	
			Fixed one-piece P5A skylight hatch	✓	
			P5A fixed windshield	✓	
			Parallel wiper with washer	✓	
			Skylight wiper install capability	✓	
			LED interior lights	✓	
			Floor welcome light	✓	
			Roller front sunscreen	✓	
			Roller rear sunscreen		✓
			OPG	✓	
			Washable floor mat	✓	
			Beacon ready	✓	
			Auxiliary relay	✓	

¹Europe, North America only

²Japan only

(continued on next page)

340 UHD Standard and Optional Equipment

Standard and Optional Equipment *(continued)*

Standard and optional equipment may vary. Consult your Cat dealer for details.

	Standard	Optional		Standard	Optional
CAT TECHNOLOGY			ENGINE		
VisionLink®	✓ ³		Three selectable modes: Power, Smart, Eco	✓	
VisionLink Productivity		✓	Automatic engine speed control	✓	
Stability monitoring system	✓		Up to 4500 m (14,760 ft) altitude capability	✓	
Electronic pitch and roll indicator	✓		Reversing fan	✓	
Travel direction indicator	✓		52° C (126° F) high-ambient cooling	✓	
Operator coaching	✓		-18° C (0° F) cold start capability	✓	
Electronic joystick pattern changer	✓		-32° C (-25° F) cold start capability		✓
Remote Flash	✓		115 Amp alternator	✓	
CAT TECHNOLOGY – RETROFIT BOOM			Electric fuel priming pump	✓	
Cat Grade 2D	✓		Primary filter with water separator and water separator indicator switch	✓	
Cat Payload:	✓		Cold start block heater		✓
– Static weigh			Ether starting aid		✓
– Semi-automatic calibration			Double element air filter with integrated pre-cleaner	✓	
– Payload/cycle information			Side-by-side cooling system	✓	
– USB reporting capability			Secure start with pin code	✓	
ELECTRICAL SYSTEM			Remote disable	✓	
Maintenance-free 1,000 CCA batteries	✓		HYDRAULIC SYSTEM		
Centralized electrical disconnect switch	✓		Boom lowering check valve	✓	
LED chassis light– 1,800 lumens	✓		Stick lowering check valve	✓	
			SmartBoom™ with BLCV and overload warning device		✓ ⁴
			Fine swing	✓	
			Boom and stick regeneration circuit	✓	
			Electronic main control valve	✓	
			Heavy lift mode	✓	
			Automatic hydraulic oil warmup	✓	
			Reverse swing damping valve	✓	
			Automatic swing parking brake	✓	
			High performance hydraulic return filter	✓	
			Two-speed travel	✓	
			Bio hydraulic oil capability		✓
			Combined two-way auxiliary circuit		✓
			High and medium-pressure auxiliary circuits		✓
			Quick coupler circuit		✓

³Connect subscription only. Additional subscriptions are available. Contact your Cat dealer for availability.

⁴Europe only

(continued on next page)

340 UHD Standard and Optional Equipment

Standard and Optional Equipment *(continued)*

Standard and optional equipment may vary. Consult your Cat dealer for details.

	Standard	Optional		Standard	Optional
SAFETY AND SECURITY			UNDERCARRIAGE AND STRUCTURES		
2D E-Fence (swing)	✓		Hydraulic Variable Gauge undercarriage		✓
Auto hammer stop	✓		Fixed Gauge undercarriage		✓ ⁶
Caterpillar One Key security system	✓		Grease lubricated track, resin seal	✓	
Lockable external tool/storage box	✓		Towing eye on base frame	✓	
Lockable disconnect switch	✓		9.0 mt (19,842 lb) counterweight	✓	
Lockable door, fuel, and hydraulic tank locks	✓		600 mm (24") HD triple grouser track shoes		✓
Service platform with anti-skid plate	✓		600 mm (24") double grouser track shoes		✓ ⁶
Lockable fuel drain compartment	✓		700 mm (28") triple grouser track shoes		✓
Right-hand handrail and handhold	✓		700 mm (28") HD triple grouser track shoes		✓
Signaling/warning horn	✓		Full-length track guiding guards	✓	
Travel alarm	✓ ⁵		Travel motor guard	✓	
Swing alarm	✓ ⁵		Bottom guard	✓	
Visibility mirror package		✓			
Rear and right-hand-sideview cameras	✓				
360° visibility		✓			
SERVICE AND MAINTENANCE					
Integrated vehicle health management system	✓				
Grouped location for engine oil and fuel filters	✓				
Scheduled Oil Sampling (S·O·S SM) ports	✓				
QuickEvac TM maintenance ready		✓			
Electric refueling pump with auto shutoff	✓ ¹				

¹Europe, North America only

⁵North America only

⁶Europe, Japan only

340 UHD Attachments

Dealer Installed Kits and Attachments

Attachments may vary. Consult your Cat dealer for details.

OTHER ATTACHMENTS

- Duct ready kit for Advanced Cabin Filtration (ACF)
- Worktool camera kit
- Rubber bumper

The following information applies to the machine at the time of final manufacture as configured for sale in the regions covered in this document. The content of this declaration is valid as of the date issued; however, content related to machine features and specifications are subject to change without notice. For additional information, please see the machine's Operation and Maintenance Manual.

For more information on sustainability in action and our progress, please visit <https://www.caterpillar.com/en/company/sustainability>.

Engine

- The Cat® C9.3B engine meets U.S. EPA Tier 4 Final, EU Stage V, and Japan 2014 emission standards.
- Cat diesel engines are required to use ULSD (ultra-low sulfur diesel fuel with 15 ppm of sulfur or less) or ULSD blended with the following lower-carbon intensity fuels** up to:
 - ✓ 20% biodiesel FAME (fatty acid methyl ester)*
 - ✓ 100% renewable diesel, HVO (hydrotreated vegetable oil) and GTL (gas-to-liquid) fuelsRefer to guidelines for successful application. Please consult your Cat dealer or “Caterpillar Machine Fluids Recommendations” (SEBU6250) for details.

***Engines with no aftertreatment devices can use higher blends, up to 100% biodiesel (for use of blends higher than 20% biodiesel, consult your Cat dealer).*

***Tailpipe greenhouse gas emissions from lower-carbon intensity fuels are essentially the same as traditional fuels.*

Air Conditioning System

- The air conditioning system on this machine contains the fluorinated greenhouse gas refrigerant R134a (Global Warming Potential = 1430). The system contains 1.0 kg (2.2 lb) of refrigerant which has a CO₂ equivalent of 1.430 metric tonnes (1.576 tons).

Paint

- Based on best available knowledge, the maximum allowable concentration, measured in parts per million (PPM), of the following heavy metals in paint are:
 - Barium < 0.01%
 - Cadmium < 0.01%
 - Chromium < 0.01%
 - Lead < 0.01%

Sound Performance

ISO 6395:2008 (external) – 106 dB(A)

ISO 6396:2008 (inside cab) – 73 dB(A)

- Hearing protection may be needed when operating with an open operator station and cab (when not properly maintained or doors/windows open) for extended periods or in a noisy environment.

Oils and Fluids

- Caterpillar factory fills with ethylene glycol coolants. Cat Diesel Engine Antifreeze/Coolant (DEAC) and Cat Extended Life Coolant (ELC) can be recycled. Consult your Cat dealer for more information.
- Cat Bio HYDO™ Advanced is an EU Ecolabel approved biodegradable hydraulic oil.
- Additional fluids are likely to be present, please consult the Operations and Maintenance Manual or the Application and Installation guide for complete fluid recommendations and maintenance intervals.

Features and Technology

- The following features and technology may contribute to fuel savings and/or carbon reduction. Features may vary. Consult your Cat dealer for details.
 - Smart mode matches machine power to digging requirements automatically
 - Eco mode minimizes fuel consumption for light applications
 - One-touch low idle with automatic engine speed control
 - Available Cat technologies improve operator efficiency by up to 45%
 - Cut costs with extended maintenance intervals



オフロード法2014年
基準適合

For more complete information on Cat products, dealer services, and industry solutions, visit us on the web at www.cat.com

© 2023 Caterpillar
All rights reserved

Materials and specifications are subject to change without notice. Featured machines in photos may include additional equipment. See your Cat dealer for available options.

CAT, CATERPILLAR, LET'S DO THE WORK, their respective logos, "Caterpillar Corporate Yellow," the "Power Edge" and Cat "Modern Hex" trade dress as well as corporate and product identity used herein, are trademarks of Caterpillar and may not be used without permission. VisionLink is a trademark of Caterpillar Inc., registered in the United States and in other countries.

Based on the Labor, Safety and Health Laws in Japan, employer of small construction equipment are required to provide specific training for all operators on machines with ship weight less than 3 metric ton. For machines greater than 3 metric ton, operator needs to obtain operator license certification from a Government approved registered training school.

AEXQ2915-04 (10-2023)
Replaces AEXQ2915-03
Build Number: 08C
(Europe, Japan, N Am)

