

PIN GRABBER

EXCAVATOR COUPLERS



Tracked Excavators
Wheeled Excavators

311-395
M313-M322


Not all attachments are available in all regions. Consult your Cat dealer for specific attachments available in your region.



THE CAT[®] PIN GRABBER

EXCAVATOR COUPLERS

Cat[®] Pin Grabber Couplers bring another level of productivity and versatility to your operation. Adding the ability to change attachments quickly and conveniently, while staying aligned to worldwide safety standards.



CAT[®] PIN GRABBER COUPLERS

Add a new level of versatility and convenience to your operation with the ability to change between attachments quickly.

- + BOOST PRODUCTIVITY
- + RELIABLE POWER & STRENGTH
- + TOP-OF-MIND SAFETY



BOOST PRODUCTIVITY

Change attachments in seconds and share attachments between similar sized excavators for peak productivity.

RELIABLE POWER & STRENGTH

Redundant locking system secures attachments while short profile maintains breakout force and digging power.

TOP-OF-MIND SAFETY

Stay in the cab while changing attachments and the red secondary latch is a visible indicator the attachment is coupled and secure.



MORE EFFICIENCIES FROM A BRAND YOU TRUST

Switch attachments and get back to work faster with the capability to change attachments in seconds. Share attachments between similar sized excavators to maximize the productivity and versatility gains across your fleet.



ALWAYS RELIABLE

Pin Grabber Couplers have a redundant locking system made up of a primary wedge, secondary latch, and two spring-loaded arms. What does this mean to you? In the event of a hydraulic pressure loss, this redundant system keeps your attachment in place, saving it from any damage.

VERSATILITY ACROSS TASKS

TO GET THE JOB DONE

Pin Grabber Couplers bring power and strength to your operation. Their versatility is not limited to just switching attachments. The value they bring to a jobsite allows you to get your work done across many types of tasks and applications.

TRENCHING COUPLERS

Trenching width couplers save backfill time and material. They are specialized to keep the widest part of the coupler inside the digging width of 24 and 30-inch (609-762 mm) buckets and are also compatible with wider buckets and the same attachments as the standard models. Trenching couplers are optimal for trenching and underground utility applications.



PIN GRABBER PERFORMANCE BUCKETS

Pin Grabber Performance Buckets use recessed pins for a reduce tip radius providing more power and force when digging. Tip radius is measured from the machine's stick pin to the bucket's teeth.



LIFT EYE

The lift eye is centered on the coupler and is in line with the excavator's stick for precise placing of items. The internal shape keeps loads from shifting and is sized to accept a variety of shackle sizes.

Couplers without lift eyes are available in regions requiring them to meet local lifting requirements.



DESIGNED TO KEEP
YOUR JOBSITE SAFE



ATTACHING AND DETACHING

You can be confident attachments are connected properly, from engagement, while working, to disengagement. From the operator's seat, visual and audible indicators assure the attachment is coupled and secure. Your machine's hydraulics, mechanisms inside the coupler, and digging forces all work together to assure the attachment stays engaged. Cat Pin Grabber Couplers meet or exceed applicable global safety standards.



MINIMUM MAINTENANCE

SPEND MORE TIME WORKING

The greasing block provides a primary and easily accessible grease point, so you spend less time on maintenance and more time working. The shield covers the coupler and helps keep debris out, simplifying on-the-job maintenance and improving overall reliability.

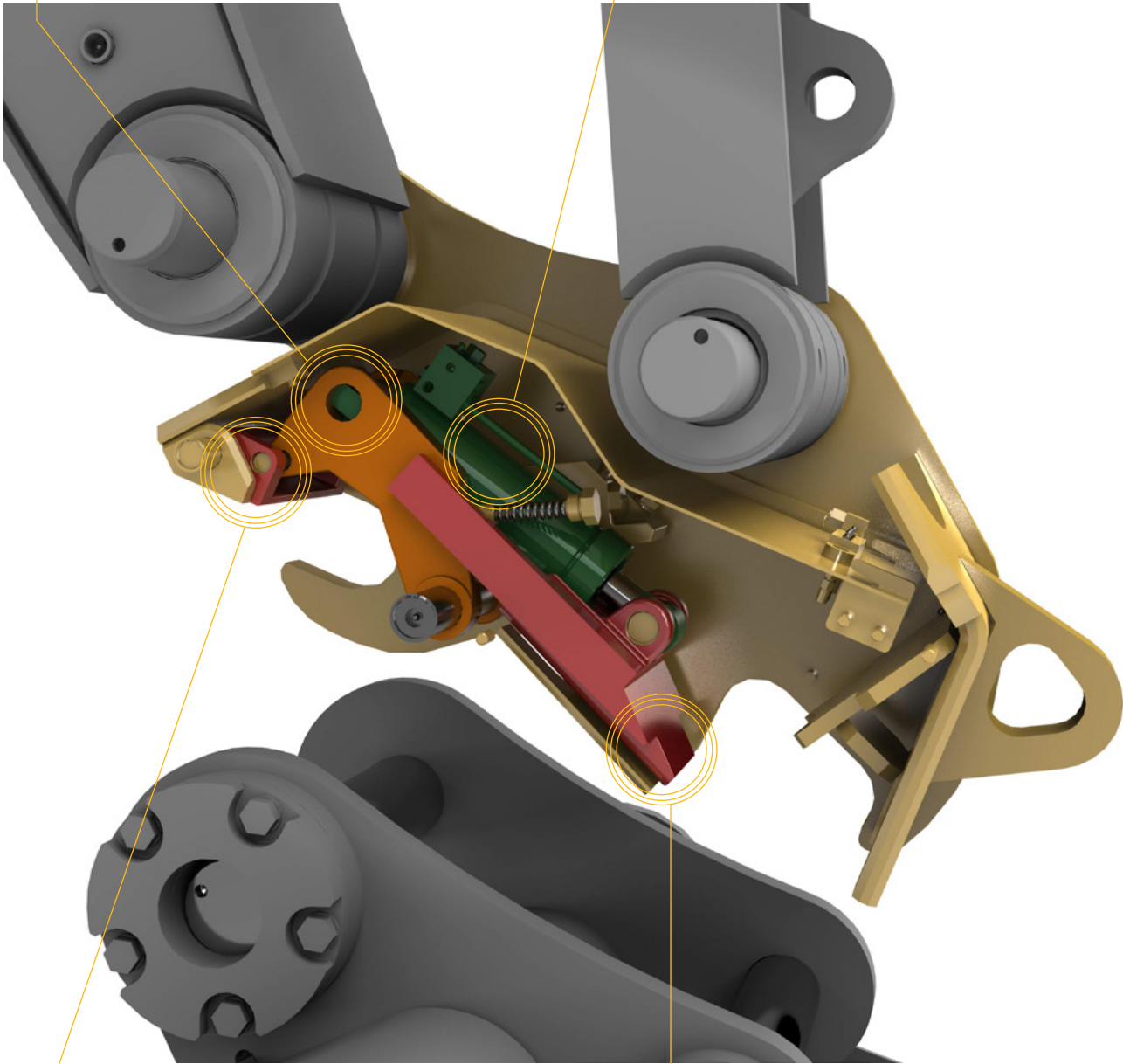


TWO SPRING LOADED ARMS

Assures secondary latch stays closed.

COMPACT CYLINDER

Gives you fast cycle times and contributes to an efficient weight design for big payloads.



SECONDARY LATCH

Gives the operator visible confirmation the coupler is either open or closed. It is hinged to trap the pin in place.

PRIMARY WEDGE

Blocks pin movement.

ATTACHMENT TRACKING MADE EASY

PL161 ATTACHMENT LOCATOR



TRACK YOUR ASSETS

Cat® PL161 Attachment Locator is the most advanced OEM integrated solution for attachment tracking. The PL161 mounts easily to your attachments to track location and utilization without interfering with the work it's doing.

WORK TOOL RECOGNITION

Save more time and energy with the available work tool recognition feature. A simple shake of the attached tool confirms its identity; it also ensures all the attachment settings are correct so you can get to work quickly and efficiently. Recognition features available on select machine models.

ASSET SECURITY

Keep your assets secure. Attachments with an asset tracker send an alert if they leave an easy-to-setup site boundary.

DO MORE

WITH CAT ATTACHMENTS

Pin Grabber Couplers aren't limited to use with buckets. Cat attachments are designed specifically for Cat machines and to work with each other to create a productive, efficient, and safe working environment. A wide range of excavator attachments are compatible with your Pin Grabber Coupler.

VIBRATORY PLATE
COMPACTORS



GRAPPLES



HAMMERS



MULCHERS



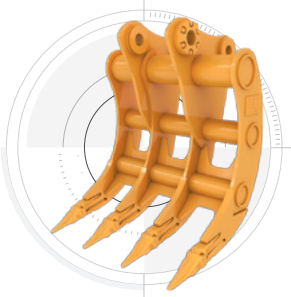
MULTI-PROCESSORS



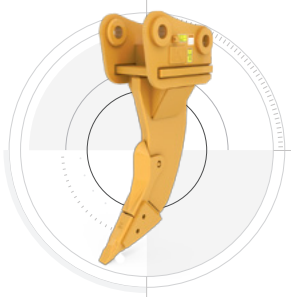
SHEARS



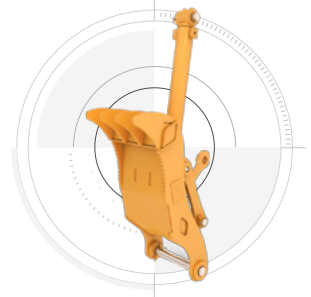
RAKES



RIPPERS



THUMBS



SPECIFICATIONS

See cat.com for complete list of specifications and machine compatibility.

Coupler Model (Linkage)	Machine Range	Part Number	Weight		Width (at machine interface)		Width (at attachment interface)		Lift Eye (Yes/No)	Lift Eye Working Load Limit	
			kg	lb	mm	in	mm	in		kg	lb
312	311-315	388-6156	188	414	381	15	211	8.31	Yes	10,000	22,046
		455-3914	188	414	381	15	211	8.31	Yes	10,000	22,046
		486-5362	185	408	381	15	211	8.31	No	N/A	N/A
315	315-318	391-4347	299	659	460	18.11	271	10.67	Yes	10,000	22,046
		455-3916	299	659	460	18.11	271	10.67	Yes	10,000	22,046
B	319-323	388-0067	380	838	512	20.16	302	11.89	Yes	10,000	22,046
		455-3909	380	838	512	20.16	302	11.89	Yes	10,000	22,046
		455-3910	380	838	512	20.16	302	11.89	Yes	10,000	22,046
		486-5366	374	825	512	20.16	302	11.89	No	N/A	N/A
CB – Trenching	324-335	389-7526	430	948	491	19.33	340	13.39	Yes	14,000	30,865
CB	324-335	389-7189	465	1025	550	21.65	340	13.39	Yes	14,000	30,865
		455-3911	465	1025	550	21.65	340	13.39	Yes	14,000	30,865
		455-3912	465	1025	550	21.65	340	13.39	Yes	14,000	30,865
DB – Narrow Profile	330-340	388-9724	624	1376	590	23.23	340	13.39	Yes	14,000	30,865
DB	330-340	389-8070	621	1369	590	23.23	380	14.96	Yes	14,000	30,865
		455-3905	621	1369	590	23.23	380	14.96	Yes	14,000	30,865
		455-3906	621	1369	590	23.23	380	14.96	Yes	14,000	30,865
		486-5374	612	1349	590	23.23	380	14.96	No	N/A	N/A
TB – Trenching	345-352	390-0904	934	2059	654.5	25.77	433	17.05	Yes	20,000	44,092
TB	345-352	390-1017	944	2081	665	26.18	433	17.05	Yes	20,000	44,092
		455-3907	944	2081	665	26.18	433	17.05	Yes	20,000	44,092
		455-3908	944	2081	665	26.18	433	17.05	Yes	20,000	44,092
		486-5736	931	2053	665	26.18	433	17.05	No	N/A	N/A
VB2	374	566-3070	1244	2743	783	30.83	493	19.41	Yes	20,000	44,092
		570-6303	1244	2743	783.0	30.83	493.0	19.41	Yes	20,000	44,092
HB2	390-395	566-3054	1556	3430	896	35.28	542	21.34	Yes	24,000	52,911
		570-6304	1556	3430	896.0	35.28	542.0	21.34	Yes	24,000	52,911

For more complete information on Cat products, dealer services and industry solutions, visit us on the web at www.cat.com

GEDQ9303-00
(Global)

© 2020 Caterpillar. All Rights Reserved.

VisionLink is a trademark of Trimble Navigation Limited, registered in the United States and in other countries.

Materials and specifications are subject to change without notice. Featured machines in photos may include additional equipment. See your Cat dealer for available options.

CAT, CATERPILLAR, LET'S DO THE WORK, their respective logos, "Caterpillar Corporate Yellow," the "Power Edge" and Cat "Modern Hex" trade dress as well as corporate and product identity used herein, are trademarks of Caterpillar and may not be used without permission.
www.cat.com www.caterpillar.com

