

374

HYDRAULIC EXCAVATOR



Net Power – ISO 9249
Operating Weight
Maximum Digging Depth

358 kW (480 hp)
74 000 kg (163,100 lb)
7660 mm (25.1 ft)



374

HYDRAULIC EXCAVATOR

Cat® 374— More Production and Durability with Less Maintenance. The unique capabilities and features of the Cat 374 improve your operation when it comes to efficiency, production, and safety. With 10% more swing torque and a hydrostatic swing circuit, the 374 recovers energy while swinging and can load up to 33 40-ton trucks an hour. Equipped with the SD 5.0 m³ bucket, this machine can load a 70-ton off-road truck in 7 passes. Built for durability, the 374 is structurally sound with reinforced track rollers, booms, sticks upper and lower frames. Reduced hydraulic oil capacity, improved filters with longer service intervals, and an integrated auto-lube-ready system save you up to 20% in maintenance costs. The 374 offers the latest technology and data, allowing you to make informed, smart decisions in a competitive industry. Improved all-around visibility helps keep your jobsite and employees safe while enhancing productivity.



10% MORE SWING TORQUE

Experience faster cycle times and smoother, more predictable performance.

UP TO 2X MORE STRUCTURAL DURABILITY

Do hard, heavy work with reinforced booms, sticks, and upper and lower frames.

UP TO 20% LESS MAINTENANCE COSTS

Save time and money using our improved oil filters with longer service intervals.

LATEST FEATURES



- Cab Monitor Improvements
 1. Continuously improved user interface allows intuitive navigation, minimizing performance interruption with the easy-to-use touchscreen menu.
 2. Identify apps quickly with a grid list view, abbreviated app names, and categorized menu options.
 3. A notification center keeps important information visible to the operator and displays messages without shrinking the camera view.
 4. Color-coded notifications set critical messages apart from the rest.
 5. Use the in-monitor QR code to learn about machine and technology features through a full suite of “how-to” videos.
- Operator Coaching – Empower Operators. Exceed Targets.
 1. Operator Coaching is an in-cab system that recognizes specific opportunities for operators to be more productive and prevent unnecessary machine wear and tear.
 2. After detecting inefficient or restricted actions, the system alerts the operator and provides insight into the inefficiency and steps to improve.
 3. Paired with a VisionLink® Productivity subscription, this information and other Operator Coaching insights can be viewed anywhere.
- Standard integrated vehicle health management system alerts operators with service guidance and parts needed to enhance uptime.

Not all features are available in all regions. Please check with your local Cat dealer for specific offering availability in your area. Build Number: 07D



HIGH PERFORMANCE



- The 374 can load up to 33 trucks per hour with a capacity of 36 tonne (40 tons).
- Work up to 3000 m (9,840 ft) above sea level without de-rating.
- Match the excavator to the job with three operating modes: Power, Smart, and ECO.
- The Cat® C15 engine meets Brazil MAR-1 emission standards, equivalent to U.S. EPA Tier 3 and EU Stage IIIA.
- VisionLink provides actionable data insights for all assets – regardless of fleet size or equipment manufacturer. Review equipment data from your desktop or mobile device to maximize uptime and optimize assets.
- Three levels of fuel filtration protect the engine from dirty diesel fuel.
- Grease sealed between track pins and bushings reduces travel noise and prevents debris from entering to increase undercarriage life.
- The center track guiding guard helps align the excavator track when traveling and working on slopes.
- The sloped track frame prevents mud and debris accumulation, helping reduce the risk of track damage.
- Swing torque increase of 10% makes cycle times faster than the previous series.
- Multifunctioning is smoother and more efficient with the hydrostatic swing circuit.
- Auxiliary hydraulic options allow you to use a wide range of Cat attachments.
- Enhanced heavy lift mode increases system pressure to help you easily pick and place heavy material.
- Booms, sticks, and frames are up to two times more durable than the previous series, giving you years of reliable performance in the harshest environments.
- Advansys™ bucket tips increase penetration and improve cycle times. Tip changes can be done quickly with a simple lug wrench instead of a hammer or special tool, improving safety and uptime.
- Auto warm-up speeds up hydraulic oil warming in cold temperatures and helps prolong the life of components.
- Don't let the temperature stop you from working. This excavator has a high-ambient capability of 52° C (125° F) and a standard cold start capability of -18° C (-0.4° F).

EFFICIENCY THROUGH TECHNOLOGY


- Boost productivity up to 45% versus traditional grading with standard Cat Grade with 2D system – includes indicate-only and laser capability.
- Operator Coaching is an in-cab system that recognizes specific opportunities for operators to be more productive and prevent unnecessary machine wear and tear.
- Automatically stop excavator swing at operator-defined set points in truck loading and trenching applications with Swing Assist.
- Cat® Payload helps you achieve precise load targets to improve operating efficiency. Pick up a load of material – with a bucket and thumb combination or grapple and clamshell attachments – and get a real-time weight estimate without swinging.
- Combine Payload with VisionLink and remotely manage your production targets.
- Want a 3D system to improve your digging results? Caterpillar single antenna global navigation satellite system (GNSS) makes it easy by giving you visual and auditory guidance to grade. Plus, you can create and edit designs on the touchscreen monitor while on the job. If your application calls for a dual antenna system, it's easy to upgrade.
- Upgrade to our dual antenna GNSS for maximum grading efficiency. The system lets you create and edit designs on the touchscreen monitor while you're on the job, or you can have the plan design sent to the excavator to make your work easier. You also benefit from avoidance zones, cut and fill mapping, lane guidance, augmented reality, and advanced positioning capability.
- Standard Grade Assist helps you stay on grade – and effortlessly – with single-lever digging.
- All Cat Grade systems are compatible with radios and base stations from Trimble, Topcon, and Leica. Already invested in a grade infrastructure? You can install Trimble, Topcon, and Leica grade systems onto the machine.
- Dig with guidance to grade depth, slope, and horizontal distance. You can set up four different depth and slope targets to help save time and money.



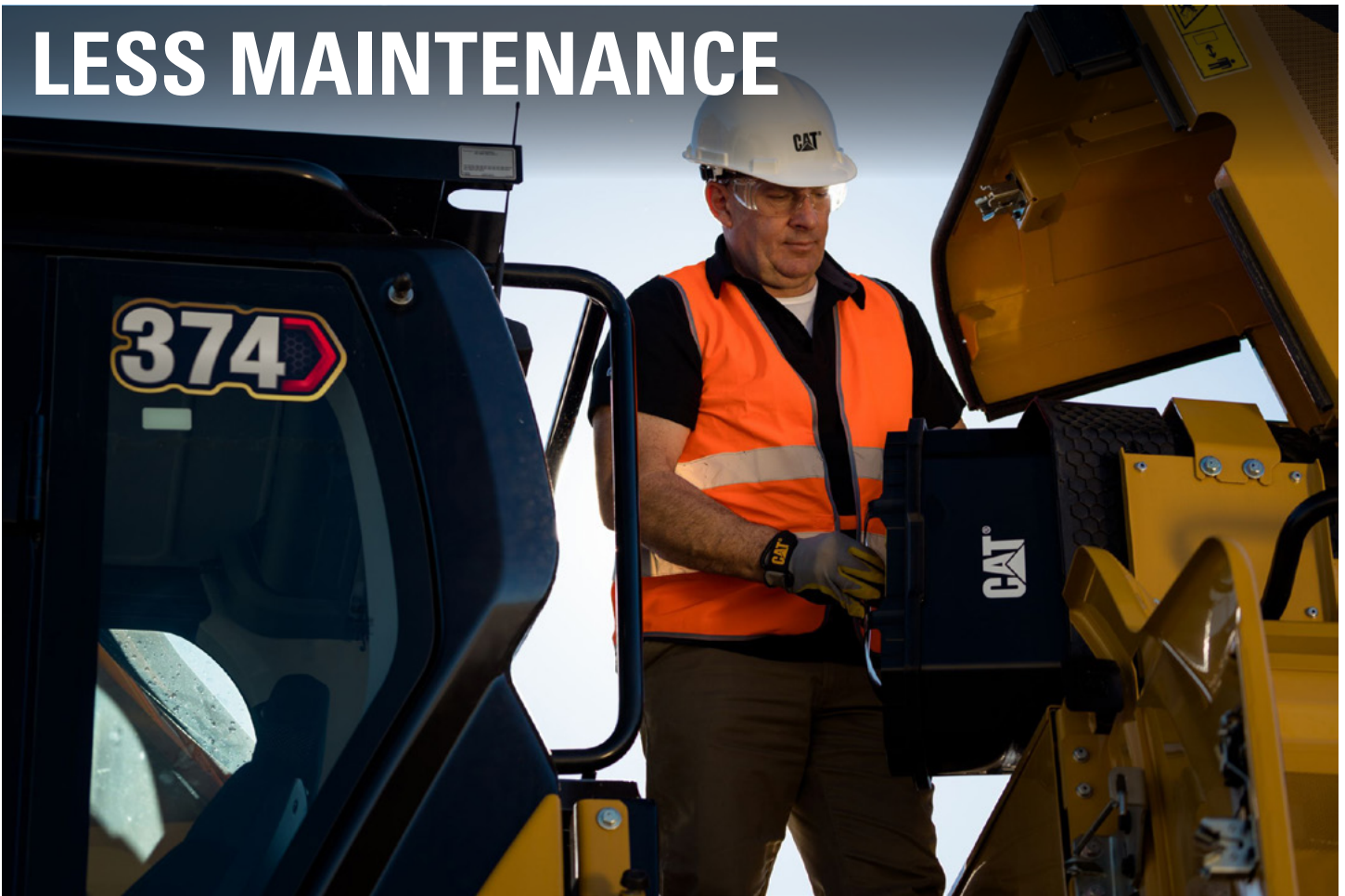
TAKE THE GUESSWORK OUT OF MANAGING YOUR EQUIPMENT

- VisionLink provides actionable data insights for all assets – regardless of fleet size or equipment manufacturer.* Review equipment data from your desktop or mobile device to maximize uptime and optimize assets. Dashboards provide information such as hours, miles, location, idle time, and fuel utilization. Make informed decisions that lower costs, simplify maintenance, and improve safety and security on your jobsite.
- VisionLink Productivity gathers and summarizes machine telematics and jobsite data from all your equipment – regardless of the manufacture.*
- View actionable information such as idle time, fuel burn, location, payload, load counts, total cycles, and more to improve machine efficiency, productivity, and utilization. Access data anywhere via a mobile, tablet, or desktop device – on or off the jobsite.
- Cat® Inspect is a mobile application that allows you to easily perform digital preventative maintenance (PM) checks, inspections, and daily walkarounds. Inspections can easily be integrated with other Cat data systems like VisionLink so you can keep a close eye on your fleet.
- Remote Troubleshoot is a mobile application that allows your Cat dealer to perform diagnostic testing on your connected machine remotely to help resolve issues quickly and with less downtime.
- Remote Flash is a mobile application that allows you to update onboard software without a technician being present, allowing you to initiate software updates when convenient, increasing your overall operating efficiency.
- The Cat PL161 attachment locator allows you to track attachments across all worksites, reduce the number of lost attachments, and plan for attachment maintenance and replacement. The work tool recognition feature automatically adjusts machine settings based on the selected tool.

*** Data field availability can vary by equipment manufacturer.**



LESS MAINTENANCE



- Extended, synchronized maintenance intervals and a reduced hydraulic oil capacity save up to 20% in maintenance costs on the 374.
- Boost productivity with proactive service reminders. The Integrated Vehicle Health Management system alerts the operator with step-by-step service guidance and parts needed so you don't experience unnecessary downtime.
- Check engine oil level quickly and safely with the engine oil dipstick on ground level.
- Track your excavator's filter life and maintenance intervals via the in-cab monitor.
- The latest hydraulic oil filter provides improved filtration performance, anti-drain valves to keep oil clean when the filter is replaced, and longer life with a 3000-hour replacement interval – 50% longer than previous filter designs.
- The excavator is auto-lube ready with built-in mounting points; an available auto-lube retrofit kit provides additional hardware to mount a grease pump and line guards.
- Using Cat genuine oil and filters and doing typical Scheduled Oil Sampling (S-O-SSM) monitoring will double the current service interval to 1,000 hours, giving you greater uptime to do more work.
- S-O-S ports with extended sampling intervals are on ground level, simplifying maintenance and allowing for quick easy extraction of samples for fluid analysis.
- The high-efficiency hydraulic fan has an automatic reverse function to keep cores free from debris, eliminating the need for any operator interaction.
- The advanced air intake filter with pre-cleaner has double the dust holding capacity of the previous air intake filter.
- The latest engine air cleaners with an integrated pre-cleaner have twice the life of radial seal air cleaners.

WORK IN COMFORT

- Two cab options – Deluxe, and Premium – let you choose the level of comfort you need.
- Stay warm with the Deluxe heated seat; stay warm and cool with the Premium heated and ventilated seat.
- Standard automatic climate control keeps you at the right temperature throughout your shift.
- Get in and out of the cab more easily using the tip-up left console.
- Control the excavator comfortably with easy-to-reach controls located in front of you.
- Stow your gear with plenty of in-cab storage beneath and behind the seat, overhead, and in the consoles.
- Use the standard radio's USB ports and Bluetooth® technology to connect personal devices and make hands-free calls.

Consult your Cat dealer for details.



SAFETY



- Keep your excavator secure with Operator ID. Use your PIN code on the monitor to enable the pushbutton starting feature.
- Enhance operator safety by adding Cat Command to your fleet. The remote-control system keeps you away from potential hazards. The non-line-of-site kit has a Wi-Fi radio, cameras, and a microphone to work anywhere.
- Standard 2D E-Fence is integrated right out of the factory, preventing the excavator from moving outside operator-defined set points; the system works with thumb and bucket combinations, hammer, grapple, and clamshell attachments.
- A travel direction indicator helps operators know which way to activate the travel levers.
- Access 100% of daily maintenance points from ground level – no need for you to climb on top of the excavator.
- A ground-level shutoff switch stops all fuel to the engine when activated and shuts down the machine.
- The right-hand service platform design provides easy, safe, and quick access to the upper service platform; the service platform steps use serrated steps and an anti-skid punch plate to prevent slipping. The handrails comply with ISO 2867 requirements.
- Lift Assist helps you avoid tipping by letting you know if your load is within the excavator's safe working range limits.
- The standard Rollover Protective Structure (ROPS) meets ISO 12117-2 2008 requirements.
- Enjoy great visibility into the trench, in each swing direction, and behind you with the help of smaller cab pillars, larger windows, and a flat engine hood design.
- Enhance jobsite safety. Add a swing alarm to alert people when rotating from the trench to the stockpile.
- Rear and right-hand-sideview cameras are standard. Upgrade to 360° visibility, and you'll easily visualize objects and personnel around the excavator in a single view.
- See all around the machine with the premium 360° lighting package and its 1800 lm lights on the chassis, cab, boom, sides, and rear.

SIMPLE TO OPERATE


- Start the engine with a push button; use a Bluetooth key fob or the unique Operator ID function.
- Automatic hydraulic oil warmup gets you to work faster in cold temperatures and helps prolong the life of components.
- Make operating easier with the touch of a joystick button. Additional auxiliary relays allow you to power on or turn off a CB radio, beacon light, and even a dust suppression watering system without taking your hands off the joysticks.
- Make moving the excavator much easier with Cat Stick Steer. Push a button and use one hand to travel and turn instead of both hands or feet on levers or pedals.
- Program each joystick button, including power mode, response, and pattern, using Operator ID; the machine will remember what you set each time you go to work.
- Program up to four depth and slope offsets so you can easily get to grade without a grade checker – saving time and enhancing safety on the jobsite.
- Not sure how a function works or how to maintain the excavator? Always have the operator's manual at your fingertips on the touchscreen monitor.
- Use the in-monitor QR code to learn about machine and technology features through a full suite of "how-to" videos.
- Navigate quickly on the standard high-resolution 254 mm (10 in) touchscreen monitor or with jog dial control.
- A second 254 mm (10 in) monitor is available for Cat Grade and Cat Grade with 3D.
- The Cat PL161 attachment locator is a Bluetooth device designed to let users know where their attachments are across all worksites, reduce the number of lost attachments, and plan for attachment maintenance and replacement. The PL161 integrates easily into VisionLink for full fleet management of machines and attachments from one smartphone or tablet dashboard to view location and tracking details.
- Save more time and energy with the available work tool recognition feature. A simple shake of the attached tool confirms its identity and ensures all the attachment settings (pressure, flow, and dimensions) are correct so you can work quickly and efficiently.



INCREASE YOUR PRODUCTIVITY AND PROFIT WITH CAT ATTACHMENTS

You can easily expand the performance of your machine by utilizing any of the variety of Cat attachments. Each Cat attachment is designed to fit the weight and horsepower of Cat excavators for improved performance, safety, and stability.

BUCKETS



HYDRAULIC HAMMERS



PREVENT HAMMER WEAR AND TEAR

Protect your hammer from overworking. Auto hammer stop warns you after 15 seconds of continuous firing and then automatically shuts it off after 30 seconds – all to prevent wear and tear on the attachment and excavator.

QUICK COUPLERS



MULTI-PROCESSORS



SHEARS




MORE THAN MACHINES

When you buy Cat equipment, you're getting so much more than the machine. You're also getting the support of a best-in-class dealer network backed by a range of flexible solutions, technology, tools, and more. It's all about support that's built around your success.

- Customer Value Agreements (CVA)
- Quality parts and precision components
- Cost-saving service and repair options
- Financing solutions
- Rental and used equipment

ATTACHMENT TRACKING MADE EASY

The Cat PL161 Attachment Locator is a Bluetooth device that makes finding your attachments and other gear quick and easy. The excavator's on-board Bluetooth reader or the Cat app on your phone will locate the device automatically.



Save more time and energy with the available work tool recognition feature. A simple shake of the attached tool confirms its identity; it also ensures all the attachment settings are correct so you can get to work quickly and efficiently.

TECHNICAL SPECIFICATIONS

Engine

Net Power – ISO 9249	358 kW	480 hp
Net Power – ISO 9249 (DIN)	487 hp (metric)	
Engine Model	Cat C15	
Engine Power – ISO 14396	359 kW	481 hp
Engine Power – ISO 14396 (DIN)	488 hp (metric)	
Bore	137 mm	5.4 in
Stroke	171 mm	6.7 in
Displacement	15.2 L	928 in ³
Biodiesel Capability	Up to B20 ¹	
Emissions	Meets Brazil MAR-1 emission standards, equivalent to U.S. EPA Tier 3 and EU Stage IIIA.	

Net power advertised is the power available at the flywheel when the engine is equipped with fan, air intake system, exhaust system and alternator with engine speed at 1,800 rpm. Advertised power is tested per the specified standard in effect at the time of manufacture.

¹Cat engines are compatible with diesel fuel blended with the following lower-carbon intensity fuels** up to: 100% biodiesel FAME (fatty acid methyl ester)* or 100% renewable diesel, HVO (hydrotreated vegetable oil) and GTL (gas-to-liquid) fuels. Refer to guidelines for successful application. Please consult your Cat dealer or “Caterpillar Machine Fluids Recommendations” (SEBU6250) for details.

*For use of blends higher than 20% biodiesel, consult your Cat dealer.

**Tailpipe greenhouse gas emissions from lower-carbon intensity fuels are essentially the same as traditional fuels.

Hydraulic System

Main System – Maximum Flow – Implement	896 L/min	237 gal/min
Maximum Pressure – Equipment	37 000 kPa	5,366 psi
Maximum Pressure – Equipment – Lift Mode	38 000 kPa	5,511 psi
Maximum Pressure – Travel	35 000 kPa	5,076 psi
Maximum Pressure – Swing	35 000 kPa	5,076 psi

Swing Mechanism

Swing Speed	6.34 r/min	
Maximum Swing Torque	298 kN-m	220,000 ft-lbf

Weights

Operating Weight	74 000 kg	163,100 lb
------------------	-----------	------------

Long Variable Gauge undercarriage, Mass boom, R2.57WB (8'5") stick, SD 4.60 m³ (6.02 yd³) bucket, 650 mm (26") HD doublegrouser shoes and standard counterweight.

Service Refill Capacities

Fuel Tank Capacity	920 L	243 gal
Cooling System	71 L	19 gal
Engine Oil	62 L	16 gal
Swing Drive	20 L	5 gal
Final Drive – Each	32 L	9 gal
Hydraulic System – Including Tank	620 L	164 gal
Hydraulic Tank	326 L	86 gal

Dimensions

Boom	Mass 7.0 m (23'0")	
Stick	M2.57 m (8'5")	
Bucket	XD 4.4 m ³ (5.75 yd ³)	
Shipping Height – Top of Cab	3559 mm	11.8 ft
Handrail Height	3982 mm	13 ft
Shipping Length	12 978 mm	42.6 ft
Tail Swing Radius	4171 mm	13.8 ft
Counterweight Clearance	1494 mm	4.1 ft
Ground Clearance	782 mm	2.6 ft
Track Length	5873 mm	19.3 ft
Track Length to Center of Rollers	4705 mm	15.5 ft
Track Gauge	3410 mm	11.2 ft
Transport Width	3400 mm	11.1 ft

Track gauge undercarriage extended with 650 mm (26") shoes; transport width undercarriage retracted with 650 mm (26") shoes and no steps

Working Ranges & Forces

Boom	Mass 7.0 m (23'0")	
Stick	M2.57 m (8'5")	
Bucket	XD 4.4 m ³ (5.75 yd ³)	
Maximum Digging Depth	7660 mm	25.1 ft
Maximum Reach at Ground Level	11 470 mm	37.7 ft
Maximum Cutting Height	11 000 mm	36.1 ft
Maximum Loading Height	7050 mm	23.1 ft
Minimum Loading Height	3470 mm	11.4 ft
Maximum Depth Cut for 2440 mm (8 ft) Level Bottom	7080 mm	23.2 ft
Maximum Vertical Wall Digging Depth	3710 mm	12.2 ft
Bucket Digging Force – ISO	405 kN	91,090 ft-lbf
Stick Digging Force – ISO	352 kN	79,110 ft-lbf

Air Conditioning System

The air conditioning system on this machine contains the fluorinated greenhouse gas refrigerant R134a (Global Warming Potential = 1430). The system contains 1.00 kg (2.2lb) of refrigerant, which has a CO₂ equivalent of 1.430 metric tonnes (1.576 tons).

STANDARD & OPTIONAL EQUIPMENT

NOTE: Standard and optional equipment may vary. Consult your Cat dealer for details.

	Standard	Optional
CAB		
High-resolution 254 mm (10") LCD touchscreen monitor (Premium cab)	✓	
High-resolution 203 mm (8") LCD touchscreen monitor (Deluxe cab)	✓	
Heated seat with air-adjustable suspension (Deluxe only)	✓	
Heated and cooled seat with auto adjustable suspension (Premium only)	✓	
Sound suppressed cab with viscount mounts	✓	
Automatic bi-level air conditioner	✓	
Jog dial and shortcut keys for monitor control	✓	
Keyless push-to-start engine control	✓	
Height-adjustable console, infinite with no tool	✓	
Tilt-up left-side console	✓	
51 mm (2") orange seat belt	✓	
Bluetooth integrated radio (including USB, auxiliary port and microphone)	✓	
2 × 12V DC outlets	✓	
Document storage	✓	
Rear head storage net and lunchbox storage net	✓	
Cup and bottle holders	✓	
Openable two-piece front window	✓	
Upper radial wiper with washer	✓	
Parallel wiper with washer (Premium only)	✓	
Openable polycarbonate skylight hatch	✓	
LED dome light	✓	
Floor welcome light	✓	
Roller front sunscreen	✓	
Roller rear sunscreen (Premium standard)	✓	
Rear window emergency exit	✓	
Washable floor mat	✓	
Beacon Ready	✓	
Cat Stick Steer		✓
Auxiliary relay		✓
Additional high-resolution LCD touch screen monitor for Cat Grade Advanced 2D and 3D		✓

	Standard	Optional
CAB (continued)		
Roller rear sunscreen (Deluxe)		✓
Fixed one-piece windshield (Premium)		✓
Fixed glass laminated skylight (Premium)		✓
Openable two-piece front window (Premium)		✓
Openable polycarbonate skylight hatch (Premium)		✓
Radial lower wiper		✓
Joystick with horizontal sliders		✓
Left Hand (LH)/Right Hand (RH) electrical pedal for tool control		✓
Dual exit rear window kit		✓
Front windshield laminated glass (P5A glass, EU demolition regulation)		✓
Cab/Operator Protective Guards (OPG) (not compatible with cab light cover, rain protector)		✓
Mesh guard full front (not compatible with cab light, cover, rain protector)		✓
Mesh guard lower half front		✓
Rain protector for front windshield plus cab light cover		✓
Full protecting vandalism guard		✓
UNDERCARRIAGE AND STRUCTURES		
Long variable gauge undercarriage	✓	
Swivel guard	✓	
Grease lubricated track	✓	
Standard counterweight	✓	
HD bottom guard	✓	
HD travel motor guard	✓	
Towing eye on base frame	✓	
Three-piece segmented track guiding guards		✓
Two-piece segmented track guiding guards		✓
Counterweight with removal device		✓
650mm (26") HD double grouser track shoes		✓
750mm (30") HD double grouser track shoes		✓
900mm (35") HD double grouser track shoes		✓

STANDARD & OPTIONAL EQUIPMENT

NOTE: Standard and optional equipment may vary. Consult your Cat dealer for details.

	Standard	Optional		Standard	Optional
CAT TECHNOLOGY			BOOMS AND STICKS		
VisionLink	✓		7.0 m (23') Mass boom		✓
Remote Flash	✓		7.8 m (25'7") Reach boom		✓
Remote Troubleshoot	✓		2.57 m (8'5") Mass stick		✓
Operator Coaching	✓		2.84 m (9'4") Reach stick		✓
Compatibility with radios and base stations from Trimble, Topcon, and Leica	✓		3.0 m (9'10") Mass stick		✓
Capability to install 3D grade systems from Trimble, Topcon, and Leica	✓		3.6 m (11'10") Reach stick		✓
Cat Grade 2D	✓		4.67 m (15'4") Reach stick		✓
Cat Assist (Grade, Boom, Bucket, Swing, Lift)	✓		Bucket Linkage, VB family with lifting eye, Cat Grade		✓
Cat Payload (Static Weigh, Semiautomatic Calibration, Payload/Cycle Information, USB Reporting Capability)	✓		Bucket Linkage, VB family without lifting eye, Cat Grade		✓
Work tool recognition (Requires PL161 attachment locator on work tool and Bluetooth receiver on machine)	✓		Bucket Linkage, WB family with lifting eye, Cat Grade		✓
Work tool tracking (Requires PL161 attachment locator on work tool and Bluetooth receiver on machine)	✓		Bucket Linkage, WB family without lifting eye, Cat Grade		✓
VisionLink Productivity		✓	ENGINE		
Cat Grade Connectivity		✓	Three selectable modes: Power, Smart, and Eco	✓	
Cat Grade 2D with Attachment Ready Option (ARO)		✓	Auto engine speed control		✓
Cat Grade 3D single GNSS		✓	Up to 4500 m (14,760 ft) altitude capability		✓
Cat Grade dual GNSS		✓	52° C (126° F) high-ambient cooling capacity		✓
GNSS antennae		✓	-18° C (-0.4° F) cold start capability		✓
Laser catcher		✓	Hydraulic reverse fan		✓
Cat Tilt Rotator (TRS) Integration		✓	Double element air filter with integrated pre-cleaner		✓
ELECTRICAL SYSTEM			3 vertical side-by-side cooling system		✓
Maintenance-free 1,400 CCA batteries (x2)	✓		95 Amp alternator		✓
Centralized electrical disconnect switch	✓		-32° C (-25° F) cold start capability		✓
Chassis light	✓		Cold start block heaters		✓
Exterior lights (integrated into storage box)	✓				
1,800 lumen LED premium surround lights		✓			
LED boom and cab lights		✓			

STANDARD & OPTIONAL EQUIPMENT

NOTE: Standard and optional equipment may vary. Consult your Cat dealer for details.

	Standard	Optional		Standard	Optional
HYDRAULIC SYSTEM			SAFETY AND SECURITY		
Boom and stick regeneration circuit	✓		Caterpillar One Key security system	✓	
Electronic main control valve	✓		Lockable external tool/storage box	✓	
Dedicated closed loop swing circuit	✓		Lockable door, fuel, and hydraulic tank locks	✓	
Auto heavy lift	✓		Lockable fuel drain compartment	✓	
Auto hydraulic oil warmup	✓		Lockable disconnect switch	✓	
Auto swing parking brake	✓		Service platform with anti-skid plate and recessed bolts	✓	
High performance hydraulic return filter	✓		Right hand handrail and hand hold (ISO 2867:2011 compliant)	✓	
Two speed travel	✓		Visibility mirror package	✓	
Bio hydraulic oil capability	✓		Signaling/warning horn	✓	
Hydraulic efficiency monitoring		✓	Ground-level secondary engine shutoff switch	✓	
Advanced tool control		✓	Rear and right-hand-sideview cameras	✓	
Medium-pressure auxiliary circuit		✓	Rearview camera	✓	
Quick coupler circuit		✓	Walkway	✓	
SERVICE AND MAINTENANCE			Travel alarm		✓
2D E-Fence (E-ceiling, E-floor, E-swing, E-wall, E-cab avoidance)	✓		Swing alarm		✓
Auto hammer stop	✓		360° visibility		✓
Integrated vehicle health management system	✓		Boom lowering check valve		✓
Auto lube ready	✓		Stick lowering check valve		✓
Grouped location of engine oil and fuel filters	✓		Inspection lighting		✓
S-O-S ports	✓		Tilt-up walkway		✓
Electric refueling pump with auto shutoff		✓	Bluetooth key fob		✓
QuickEvac maintenance ready		✓	76mm (3") retractable seat belt		✓



For more complete information on Cat products, dealer services and industry solutions, visit us on the web at www.cat.com.

© 2024 Caterpillar. All Rights Reserved.

VisionLink is a trademark of Caterpillar Inc., registered in the United States and in other countries.

Materials and specifications are subject to change without notice. Featured machines in photos may include additional equipment. See your Cat dealer for available options.

CAT, CATERPILLAR, LET'S DO THE WORK, their respective logos, SmartBoom, S·O·S, Product Link, "Caterpillar Corporate Yellow," the "Power Edge" and Cat "Modern Hex" trade dress as well as corporate and product identity used herein, are trademarks of Caterpillar and may not be used without permission.
www.cat.com www.caterpillar.com

AEXQ2925-03
Replaces AEXQ2925-02
Build Number: 07D
(Afr-ME, Eurasia, Hong Kong,
Taiwan, India, Indonesia, S Am,
Pacific Islands, SE Asia, Turkey)

