

313

HYDRAULIC EXCAVATOR



Net Power – ISO 9249
Operating Weight
Maximum Digging Depth

80.9 kW (108 hp)
13 800 kg (30,400 lb)
6040 mm (19.8 ft)



313

HYDRAULIC EXCAVATOR

The 313 excavator offers superior performance and operator efficiency. Standard, easy-to-use Cat technologies, an updated cab focused on operator comfort and productivity, and low fuel and maintenance costs allow you to move material all day with speed and precision while keeping more money in your pocket.



IMPROVED PERFORMANCE

A Cat® C3.6 engine, powerful hydraulics, and increased swing torque give you the power to move material with speed and precision.

UP TO 25% LOWER MAINTENANCE COSTS

With extended and more synchronized maintenance intervals, you get more done at a lower cost compared to the previous model.

UP TO 45% MORE OPERATOR EFFICIENCY

Offering the industry's highest level of standard factory-equipped technology, including Cat Grade with 2D and Payload.

LATEST FEATURES



- Cab Monitor Improvements
 1. Continuously improved user interface allows for intuitive navigation, minimizing performance interruption with the easy-to-use touchscreen menu.
 2. Identify apps quickly with a grid list view, abbreviated app names, and categorized menu options.
 3. A new notification center keeps important information visible to the operator, and displays messages without shrinking the camera view.
 4. Color coded notifications set critical messages apart from the rest.
 5. Use the in-monitor QR code to learn about machine and technology features through a full suite of “how-to” videos.
- Operator Coaching is an in-cab system that recognizes specific opportunities for operators to be more productive and prevent unnecessary machine wear and tear.
- Optional Cat Detect – People Detection helps the operator avoid personnel on the jobsite with visual and auditory alerts.
- Standard integrated vehicle health management system alerts the operator with service guidance and parts needed to enhance uptime.

Not all features are available in all regions. Please check with your local Cat dealer for specific offering availability in your area. Build Number: 07E.

HIGH PERFORMANCE AND PRODUCTIVITY



- Increase productivity by up to five percent over the 313F.
- Easily work on slopes and move around your jobsite with 10 percent more swing torque.
- The advanced hydraulic system provides the optimum balance of power and efficiency while giving you the control you need for precise digging requirements.
- Match your machine to the job with power modes. Let smart mode automatically match engine and hydraulic power to working conditions. Power mode constantly provides maximum productivity and ECO mode minimizes fuel consumption in less-demanding applications.
- Get higher production in demanding applications, easier penetration into piles, and faster cycle times with Cat® Advansys™ bucket tips. Quickly change tips with a simple lug wrench instead of a hammer or special tool, improving safety and uptime.
- Auxiliary hydraulic options give you the versatility to use a wide range of Cat attachments.
- The Cat C3.6 engine meets U.S. EPA Tier 4 Final, EU Stage V, and Japan 2014 (Tier 4 Final) emission standards.
- Don't let the temperature stop you from working. The 313 has a standard high-ambient temperature capability of 52° C (125° F) without de-rate and cold-start capability of -25° C (-13° F).

BOOST EFFICIENCY AND PRODUCTIVITY WITH CAT TECHNOLOGIES


- Boost productivity up to 45% versus traditional grading with the standard Cat Grade with 2D system – includes indicate-only and laser capability.
- Cat Payload helps you achieve precise load targets to improve your operating efficiency. Pick up a load of material – with a bucket and thumb combination or grapple and clamshell attachments – and get a real-time weight estimate without swinging.
- Combine Payload with VisionLink® and remotely manage your production targets.
- Upgrade to Cat Grade with Advanced 2D to create and edit grade designs with ease on a second, high-resolution 254 mm (10 in) touchscreen monitor.
- Want a 3D system to improve your digging results? Caterpillar new single antenna global navigation satellite system (GNSS) makes it easy by giving you visual and auditory guidance to grade. Plus you can create and edit designs on the touchscreen monitor while you're on the job. If your application calls for a dual antenna system, it's easy to upgrade.
- Upgrade to our dual antenna GNSS for maximum grading efficiency. The system lets you create and edit designs on the touchscreen monitor while you're on the job, or you can have the plan design sent to the excavator to make your work easier. Plus you get added benefits of avoidance zones, cut and fill mapping, lane guidance, and augmented reality along with advanced positioning capability.
- Know the excavator's exact position relative to GPS and GLONASS systems. The machine automatically compensates for excavator pitch and roll caused by sloping ground conditions.
- All Cat Grade systems are compatible with radios and base stations from Trimble, Topcon, and Leica. Already invested in a grade infrastructure? You can install grade systems from Trimble, Topcon, and Leica onto the machine.
- Operator Coaching is an in-cab system that recognizes specific opportunities for operators to be more productive and prevent unnecessary machine wear and tear.



TAKE THE GUESSWORK OUT OF MANAGING YOUR EQUIPMENT

- VisionLink provides actionable data insights for all assets – regardless of fleet size or equipment manufacturer.* Review equipment data from your desktop or mobile device to maximize uptime and optimize assets. Dashboards provide information such as hours, miles, location, idle time, and fuel utilization. Make informed decisions that lower costs, simplify maintenance, and improve safety and security on your jobsite.
- VisionLink Productivity gathers and summarizes machine telematics and jobsite data from all your equipment – regardless of the manufacture.* View actionable information such as idle time, fuel burn, location, payload, load counts, total cycles, and more to improve machine efficiency, productivity, and utilization. Access data anywhere via a mobile, tablet, or desktop device – on or off the jobsite.
- Cat® Inspect is a mobile application that allows you to easily perform digital preventative maintenance (PM) checks, inspections, and daily walkarounds. Inspections can easily be integrated with other Cat data systems like VisionLink so you can keep a close eye on your fleet.
- Remote Troubleshoot is a mobile application that allows your Cat dealer to perform diagnostic testing on your connected machine remotely to help ensure that issues are resolved quickly and with less downtime.
- Remote Flash is a mobile application that allows you to update onboard software without a technician being present, allowing you to initiate software updates when convenient, increasing your overall operating efficiency.
- The Cat PL161 attachment locator allows you to track attachments across all worksites, reduce the number of lost attachments, and plan for attachment maintenance and replacement. The work tool recognition feature automatically adjusts machine settings based on the selected tool.

****Data field availability can vary by equipment manufacturer.***



WORK IN COMFORT



- Increase operator productivity with an updated, larger cab. Comfort, Deluxe, and Premium cab options vary by region.
- The Comfort cab is equipped with a mechanical suspension seat. The Deluxe seat is heated and air adjustable while the Premium seat is heated and cooled and adjusts automatically.
- Get in and out of the cab easier using the tip-up left console available in the Deluxe and Premium cabs.
- Advanced viscous mounts reduce cab vibration.
- Control the excavator comfortably with easy-to-reach controls all located in front of you.
- Stow your gear with plenty of in-cab storage beneath and behind the seat, overhead, and in the consoles. A cup holder, document holder, and coat hook are also provided.
- Use the standard radio's USB ports and Bluetooth® technology to connect personal devices and make hands-free calls.

SIMPLE TO OPERATE

- Cat continues to improve user interface functionality for operators of all skill levels. The touchscreen monitor is an easy-to-use operating tool that presents the jobsite dashboard with an intuitive format. Productivity applications are displayed in grid-view to read on-the-go, and touchscreen navigation is programmed to make sure job performance continues without any hold ups.
- Start the engine with the push of a button, a Bluetooth key fob, or the unique Operator ID function.
- Program your preferred power mode and joystick settings using your operator ID. The excavator will automatically remember your selections.
- Navigate quickly on the standard high-resolution touchscreen monitor or with the aid of the jog dial control.
- The Cat Locator is a Bluetooth device that makes finding your attachments and other gear quick and easy. The excavator's onboard Bluetooth reader or Cat App on your phone will locate the device automatically.
- Save time and energy with work tool recognition. A simple shake of the attached tool confirms its identity ensuring all attachment settings are correct, so you can get to work quickly and efficiently.
- Not sure how a function works or how to maintain your machine? Simply access the operator's manual through the touch screen monitor.
- Make moving the excavator much easier with Cat Stick Steer. Simply push a button and use one hand to travel and turn instead of both hands or feet on levers or pedals.
- Make operating easier with the touch of a joystick button. Additional auxiliary relays allow you to power on or turn off a CB radio, beacon light, and even a dust suppression watering system without taking your hands off the joysticks.
- Tiltrotator attachments – ours or other brands – work seamlessly with Cat 2D Grade, Assist, Payload, and E-Fence . With no additional hardware required, all you have to do is simply select "Third Party Tiltrotator System Installation" in the monitor, do the calibration, and get to work.



LOWER MAINTENANCE COSTS



- Expect up to 25 percent less maintenance costs than the 313F.
- Quickly check and service your machine with all daily maintenance points accessible from ground level.
- Check the engine oil level quickly and safely from the ground. Fill and check engine oil on top of the machine with a conveniently located second dipstick.
- Track your machine's filter life and maintenance intervals on the in-cab monitor.
- The hydraulic oil filter provides improved filtration performance, anti-drain valves to keep oil clean when the filter is replaced, and longer life with a 3,000-hour replacement interval – 50% longer than previous filter designs.
- Boost productivity with proactive service reminders. The integrated vehicle health management system alerts the operator with step-by-step service guidance along with parts needed so you don't experience any unnecessary downtime.
- Scheduled Oil Sampling (S-O-SSM) ports are located at ground level, simplifying maintenance and allowing for quick, easy extraction of fluid samples for analysis.

SAFETY



- Access all daily maintenance points from ground level – no need for you to climb on top of the machine.
- The standard Rollover Protective Structure (ROPS) cab meets ISO 12117-2:2008 requirements.
- The standard hydraulic lockout lever isolates all hydraulic and travel functions in the lowered position.
- A ground-level shut-off switch stops all fuel to the engine and shuts down the machine when activated.
- A rearview and right-side-view camera are standard. Upgrade to 360° visibility to easily see objects and personnel around the excavator in a single view.
- Cat Detect – People Detection helps protect the most valuable asset on any jobsite – people. The system uses smart cameras with depth sensors to provide the operator with visual and auditory alerts so he or she can take immediate action when a person is too close to the excavator.
- An updated service platform design provides easy, safe, and quick access to the upper service platform. Prevent slipping with the anti-skid punch plate on the platform steps.
- Optional boom and stick lowering check valves prevent reverse flow, keeping your front linkage securely in place should the hydraulic system unexpectedly lose power.
- Brightly colored seatbelts allow easy recognition of properly utilized safety restraints.
- Enhance jobsite safety by adding Cat Command to your fleet. The remote control system comes with everything you need like WIFI radio, cameras, and microphone so you can work outside of the cab and avoid potential hazards.
- 2D E-Fence prevents the excavator from moving outside of operator-defined set points; the system works with thumb and bucket combinations along with hammer, grapple, and clamshell attachments.
- Make service work easier and safer with optional inspection lighting. With the flip of a switch, lights will illuminate the engine, pump, battery, and radiator compartments to enhance visibility.
- Enhance jobsite safety. Add a swing alarm to alert people when you're rotating from trench to stockpile and back again.

- The Cat® C3.6 engine meets U.S. EPA Tier 4 Final, EU Stage V, and Japan 2014 emission standards.
- The 313 emits up to 5% less CO₂ than the previous 313F*.
- Cat diesel engines are required to use ULSD (ultra-low sulfur diesel fuel with 15 ppm of sulfur or less) or ULSD blended with the following lower-carbon intensity fuels*** up to: 20% biodiesel FAME (fatty acid methyl ester)** or 100% renewable diesel, HVO (hydrotreated vegetable oil) and GTL (gas-to-liquid) fuels. Refer to guidelines for successful application. Please consult your Cat dealer or “Caterpillar Machine Fluids Recommendations”(SEBU6250) for details.
- Cat Grade technologies combine advanced guidance with optional automated machine control helping you reach grading targets while reducing fuel burn and greenhouse gas emissions by improving efficiency, jobsite productivity, and accuracy.
- Auto Engine Speed Control reduces unnecessary fuel burn and greenhouse gas emissions by allowing the engine to automatically go into idle mode when the machine is not working.
- Cat® Payload for excavators provides on-the-go material weighing which helps reduce fuel burn by improving loading efficiency, jobsite productivity, and eliminating trips to the scale.
- Cat® 2D E-fence keeps the front linkage within a predefined work area to avoid hazards such as traffic – not only helping keep personnel safe but also helps you avoid repairs, downtime, and costly jobsite fines.
- Extended maintenance intervals not only reduce downtime but decrease the amount of fluid and filters that are replaced over the life of the machine.

- Cat VisionLink displays the CO₂ emissions for monitored assets, calculated by fuel type for the Runtime Fuel Burned each day in a selected date range.
- Remote Flash minimizes downtime and maintenance time while keeping your asset running with maximum efficiency. Alerts for machine updates are sent virtually from your Cat dealer and updates can be deployed without a dealer technician needing to be onsite.
- Remote Troubleshoot decreases maintenance time and keeps your machine running with maximum efficiency by allowing your Cat dealer to virtually test the machine while working. Once a problem is identified, a technician can fix it the first time, saving time and money.

****All comparisons to 313F. Productivity, fuel and CO₂ emissions vary by application. CO₂ emissions calculations based on a reference work cycle using 2.2 U.S. gallons per hour of #2 U.S. diesel fuel based. Applies IPCC2006 methodology using U.S. EPA Emissions Hub emission factors. Includes DEF (diesel exhaust fluid) related CO₂. Fuel measurements are at 15° C. Estimated average fuel consumption improvements are based on tests or Product Link™ data where available. Productivity improvements are based on test data.***

*****Engines with no aftertreatment devices can use higher blends, up to 100% biodiesel.***

******Tailpipe greenhouse gas emissions from lower-carbon intensity fuels are essentially the same as traditional fuels.***



MORE THAN MACHINES

BUILT AROUND YOUR SUCCESS

When you buy Cat equipment, you get so much more than the machine. You also get the support of a best-in-class dealer network, backed by a range of flexible solutions, technology, tools, and more.



CUSTOMER VALUE AGREEMENTS

A Customer Value Agreement (CVA) from your Cat dealer helps you do more and worry less. A CVA simplifies machine ownership and maintenance, adds the security of expert dealer support, and gives you the peace of mind from effective equipment health management.

GENUINE CAT PARTS

Genuine Cat parts deliver the highest level of reliability and productivity. Order direct from your Cat dealer or shop online at parts.cat.com.

REPAIR OPTIONS

A broad range of repair options gives you choices that work with your needs, budget, and timeline. Every repair is performed by expert Cat technicians. You'll receive smart repair advice, a timely, accurate quote, and service that gets your machine back into action quickly.

FINANCIAL SERVICES

Count on Cat Financial to provide the best finance and extended protection solutions for your business. For more than 30 years, we have helped our customers succeed through financial service excellence.



DOZERS



SKID STEERS



MATERIAL HANDLERS



EXCAVATORS



WHEEL LOADERS



TRACK LOADERS

INCREASE YOUR PRODUCTIVITY AND PROFIT WITH CAT ATTACHMENTS

Easily expand the performance of your machine by using any of the variety of Cat attachments. Each Cat attachment is designed to fit the weight and horsepower of Cat excavators for improved performance, safety, and stability.

PREVENT HAMMER WEAR AND TEAR

Protect your hammer tool from overheating and rapid wear. Auto hammer stop warns you after 15 seconds of continuous firing and then automatically shuts it off after 30 seconds – all to extend the tool's service life.

HYDRAULIC HAMMERS



GRAPPLES



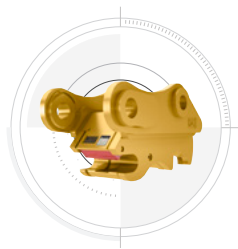
DO HARD-TO-REACH WORK

With 360° rotation and 40° side-to-side tilting action, a Cat tiltrotator will help you get complex work done faster. A new system upgrade from the factory allows the tool to work with Cat 2D Grade, Assist, Payload, and E-Fence. It includes factory-fit joysticks, but uses the standard cab monitor to display the tool and engage its SecureLock™ so you don't need to spend money on an extra monitor. It also works seamlessly with other brands with no additional hardware required. All you have to do is simply select "Third Party Tiltrotator System Installation" in the monitor, do the calibration, and get to work.

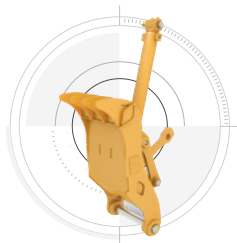
TILTROTATOR



COUPLERS



THUMBS




BUCKETS



ATTACHMENT TRACKING MADE EASY

The Cat PL161 Attachment Locator is a Bluetooth device that makes finding your attachments and other gear quick and easy. The excavator's onboard Bluetooth reader or the Cat app on your phone will locate the device automatically.



Save more time and energy with the available work tool recognition feature. A simple shake of the attached tool confirms its identity; it also ensures all the attachment settings are correct, so you can get to work quickly and efficiently.

TECHNICAL SPECIFICATIONS

Engine

Net Power – ISO 9249	80.9 kW	108 hp
Net Power – ISO 9249 (DIN)	110 hp (metric)	
Engine Model	Cat C3.6	
Engine Power – ISO 14396	82 kW	110 hp
Engine Power – ISO 14396 (DIN)	111 hp (metric)	
Bore	98 mm	4 in
Stroke	120 mm	5 in
Displacement	3.6 L	220 in ³
Biodiesel Capability	Up to B20 ¹	
Emissions	Meets U.S. EPA Tier 4 Final, EU Stage V, Japan 2014 emission standards.	

Net power advertised is the power available at the flywheel when the engine is equipped with fan, air intake system, exhaust system and alternator with engine speed at 2,400 rpm. Advertised power is tested per the specified standard in effect at the time of manufacture.

¹Cat diesel engines are required to use ULSD (ultra-low sulfur diesel fuel with 15 ppm of sulfur or less) or ULSD blended with the following lower-carbon intensity fuels** up to: 20% biodiesel FAME (fatty acid methyl ester)* or 100% renewable diesel, HVO (hydro-treated vegetable oil) and GTL (gas-to-liquid) fuels. Refer to guidelines for successful application. Please consult your Cat dealer or “Caterpillar Machine Fluids Recommendations” (SEBU6250) for details.

*Engines with no aftertreatment devices can use higher blends, up to 100% biodiesel (for use of blends higher than 20% biodiesel, consult your Cat dealer).

**Tailpipe greenhouse gas emissions from lower-carbon intensity fuels are essentially the same as traditional fuels.

Hydraulic System

Main System – Maximum Flow	247 L/min (65 gal/min)	
Maximum Pressure – Equipment	35 000 kPa	5,075 psi
Maximum Pressure – Travel	35 000 kPa	5,075 psi
Maximum Pressure – Swing	26 000 kPa	3,770 psi

Swing Mechanism

Swing Speed	11.5 r/min	
Maximum Swing Torque	35 kN-m	25,741 ft-lbf

Weights

Operating Weight	13 800 kg	30,400 lb
------------------	-----------	-----------

Service Refill Capacities

Fuel Tank Capacity	258 L	68.2 gal
Cooling System	15 L	4 gal
Engine Oil	8 L	2.1 gal
Final Drive – Each	3 L	0.8 gal
Hydraulic System – Including Tank	85 L	22.5 gal
Hydraulic Tank	70 L	18.5 gal
DEF Tank	21 L	5.6 gal

Dimensions

Boom	Reach 4.65 m (15'3")	
Stick	Reach R3.0 m (9'8")	
Bucket	GD 0.53 m ³ (0.69 yd ³)	
Shipping Height – Top of Cab	2810 mm	9.2 ft
Handrail Height	2810 mm	9.2 ft
Shipping Length	7780 mm	25.5 ft
Shipping Length – with Blade	8050 mm	26.4 ft
Tail Swing Radius	2190 mm	7.2 ft
Counterweight Clearance	915 mm	3 ft
Ground Clearance	445 mm	1.5 ft
Track Length	3750 mm	12.3 ft
Length to Center of Rollers	3040 mm	9.9 ft
Track Gauge	1990 mm	6.5 ft
Transport Width	2490 mm	8.1 ft

Working Ranges & Forces

Boom	Reach 4.65 m (15'3")	
Stick	Reach R3.0 m (9'8")	
Bucket	GD 0.53 m ³ (0.69 yd ³)	
Maximum Digging Depth	6040 mm	19.8 ft
Maximum Reach at Ground Level	8660 mm	29.4 ft
Maximum Cutting Height	8830 mm	28.9 ft
Maximum Loading Height	6420 mm	21 ft
Minimum Loading Height	1600 mm	5.2 ft
Maximum Depth Cut for 2440 mm (8 ft) Level Bottom	5860 mm	19.2 ft
Maximum Vertical Wall Digging Depth	5190 mm	17 ft
Minimum Working Equipment Radius	2570 mm	8.4 ft
Bucket Digging Force – ISO	98.67 kN	22,180 lbf
Stick Digging Force – ISO	59.29 kN	13,330 lbf

Air Conditioning System

The air conditioning system on this machine contains the fluorinated greenhouse gas refrigerant R134a (Global Warming Potential = 1430). The system contains 0.85 hg of refrigerant which has a CO₂ equivalent of 1.216 metric tonnes.

Sustainability

Recyclability	95%
---------------	-----

STANDARD & OPTIONAL EQUIPMENT

NOTE: Standard and optional equipment may vary. Consult your Cat dealer for details.

	Standard	Optional
UNDERCARRIAGE AND STRUCTURES		
Long undercarriage	✓	
Grease lubricated track link	✓	
Tie down points on base frame	✓	
2470 kg (5,445 lb) counterweight	✓	
500 mm (20") triple grouser shoes		✓
500 mm (20") rubber track shoes		✓
500 mm (20") triple grouser shoes with rubber pad		✓
600 mm (24") triple grouser shoes		✓
600 mm (24") rubber track shoes		✓
700 mm (28") triple grouser shoes		✓
770 mm (30") triple grouser shoes		✓
2500 mm (8'2") blade		✓
2600 mm (8'6") blade		✓
2700 mm (8'10") blade		✓
CAT TECHNOLOGIES		
Cat VisionLink®	✓	
VisionLink Productivity		✓
Remote Flash	✓	
Remote Troubleshoot	✓	
Cat Grade with 2D	✓	
Cat Assist	✓	
Cat Payload	✓	
2D E-Fence	✓	
Cat Grade 2D with Attachment Ready Option (ARO)		✓
Cat Grade with 3D single GNSS		✓
Cat Grade with 3D dual GNSS		✓
Cat Tilt Rotator (TRS) Integration		✓
Operator Coaching		✓
SAFETY AND SECURITY		
Rear and right-side-view cameras	✓	
Hydraulic lock out lever	✓	
Ground-level engine shutoff switch	✓	
Service platform with anti-skid plate and countersunk bolts	✓	
Signaling/warning horn	✓	
Cat Detect – People Detection		✓
Cat Command remote control		✓
360° visibility		✓
Swing alarm		✓
Inspection lighting		✓
SERVICE AND MAINTENANCE		
Grouped engine oil and fuel filters	✓	
Ground-level engine oil dipstick	✓	
S-O-S ports	✓	
Integrated vehicle health management system	✓	

	Standard	Optional
ENGINE		
Cat C3.6 single turbo diesel engine	✓	
One-touch low idle with auto engine speed control	✓	
Auto engine shutdown	✓	
52° C (125° F) high-ambient cooling capacity without de-rate	✓	
-25° C (-13° F) cold start capability	✓	
Electric fuel priming pump	✓	
Variable speed fan	✓	
Single fuel filtration system	✓	
Double element air filter with integrated pre-cleaner	✓	
Biodiesel capability up to B20	✓	
BOOM AND STICKS		
4.65 m (15'3") Reach boom		✓
2.4 m (7'8") stub + 2.44 (8'0") fore		✓
Variable Angle boom		✓
2.2 m (7'3") Reach stick		✓
2.5 m (8'2") Reach stick		✓
2.8 m (9'2") Reach stick		✓
3.0 m (9'10") Reach stick		✓
2.8 m (9'2") Thumb Ready stick		✓
CAB		
Rollover protective structure (ROPS)	✓	
Deluxe Cab: air suspension heated seat, 10" touch screen monitor		✓
Premium Cab: air suspension heated and cooled seat, 10" touch screen monitor		✓
Cat Stick Steer		✓
Auxiliary relay		✓
ELECTRICAL SYSTEM		
Maintenance free battery	✓	
LED chassis light, left-side/right-side boom lights, cab lights	✓	
Centralized electrical disconnect switch	✓	
Programmable time-delay LED working lights	✓	
360° lighting		✓
HYDRAULIC SYSTEM		
Boom and stick regeneration circuit	✓	
Auto hydraulic warm up	✓	
Auto two speed travel	✓	
Electric main control valve	✓	
Boom and stick drift reduction valve	✓	
Swing drive with fine swing control function	✓	
Auxiliary line support	✓	
Boom and stick lowering check valves		✓
Medium-pressure line		✓
High-pressure line		✓
Quick coupler line		✓

For more complete information on Cat products, dealer services and industry solutions, visit us on the web at www.cat.com.

© 2024 Caterpillar. All Rights Reserved.

VisionLink is a trademark of Caterpillar Inc., registered in the United States and in other countries.

Materials and specifications are subject to change without notice. Featured machines in photos may include additional equipment. See your Cat dealer for available options.

CAT, CATERPILLAR, LET'S DO THE WORK, their respective logos, SmartBoom, S·O·S, Product Link, "Caterpillar Corporate Yellow," the "Power Edge" and Cat "Modern Hex" trade dress as well as corporate and product identity used herein, are trademarks of Caterpillar and may not be used without permission.
www.cat.com www.caterpillar.com

PEDJ0466-05
Replaces PEDJ0466-04
Build Number: 07E
(N Am, Eur, Aus-NZ, Chile)

