



# B AND C SERIES SKID STEER LOADER, COMPACT TRACK LOADER & MULTI TERRAIN LOADER PARTS REFERENCE GUIDE

**LET'S DO THE WORK.™**






# PROTECT YOUR INVESTMENT WITH GENUINE CAT® PARTS

Thank you for selecting the Cat® B and C Series Skid Steer, Compact Track or Multi Terrain Loader.

This guide is designed to provide you with a quick reference for the parts and part numbers you need to keep your Cat machine running at peak efficiency.




## MAINTENANCE

Preventive maintenance extends the life of your machine and protects your investment. Only Caterpillar knows Cat equipment's filtration and lubrication requirements and offers parts kits to match your machine's maintenance cycles.

SCHEDULED REPAIR PARTS	
	GREASES
	DIESEL EXHAUST FLUIDS
	PLANNED MAINTENANCE KITS

## REPLACEMENT PARTS

Proper maintenance minimizes the need for repair and replacement. In the event that replacement parts are required, the use of genuine Cat parts helps maximize machine performance and maintains high resale value.

WEAR PARTS	
	RUBBER TRACK OFFERINGS
	FLEXPOR™ TIRES
	UNDERCARRIAGE PARTS
	GROUND ENGAGING TOOLS
REPAIR PARTS	
	BATTERIES
	ENGINE PARTS
	CAB GLASS AND MIRROR
	LIGHTS
ENHANCEMENT PARTS	
	QUICK DISCONNECTS

# GREASES

STANDARD MAINTENANCE GREASES			
Previous Cat Product Name	Cat Ultra5 Moly #1	Cat Ultra5 Moly #2	Cat Advanced 3 Moly
Current Cat Product Name	Cat Extreme Application Grease 1	Cat Extreme Application Grease 2	Cat Prime Application Grease
Grade (NLGI)	1	2	2
Melting point (deg C)	260	260	260
Ambient Temperature (deg C)	-35 to +40	-30 to +50	-20 to +40
Base Oil Type	Mineral	Mineral	Mineral
Color	Dark Grey	Dark Grey	Dark Grey
Cartridge (390 g / 14 oz)	452-5996	452-6001	452-6006
Plastic Pail (5 kg / 11 lb)	–	–	–
Plastic Pail (16 kg / 35 lb)	452-5999	452-6004	452-6009
Keg (55 kg / 120 lb)	452-5998	452-6003	452-6008
Drum (180 kg / 400 lb)	452-5997	452-6002	452-6007

GREASES FOR UNIQUE APPLICATIONS AND ENVIRONMENTS			
Cat Arctic Platinum	Cat Desert Gold	Cat Multipurpose	Hammer Paste
Cat Extreme Application Grease - Arctic	Cat Extreme Application Grease - Desert	Cat Utility Grease	
0	2	2	2
230	280	260	230
-35 to +40	-30 to +50	-30 to +40	-20 to +1100
Semi-Synthetic	Mineral	Mineral	Mineral
Dark Grey	Dark Grey	Blue	Bronze
508-2184	452-6016	452-6011	130-6951 (standard) 317-8491 (autolube)
-	–	–	133-8807
508-2187	452-6019	452-6014	–
508-2186	452-6018	452-6013	–
508-2185	452-6017	452-6012	–



# DIESEL EXHAUST FLUIDS

Cat diesel exhaust fluids ensure that your machine meets all Tier 4 requirements while saving you time and fuel during recharge cycles.

CAT PART NUMBER (32.5% UREA)	CONTAINER SIZE
350-8733	2.5 gal bottle
350-8734	1,000 L tote

# PLANNED MAINTENANCE KITS

SKID STEER LOADER		500 Hours							
		Engine Oil/Filter Change		Air Filter		Fuel Filter		Lubricate Machine	Hydraulic Tank
Sales Model	Serial Number Prefix	Filter	Oil Qty (L) DEO-ULS™	Primary Element	Secondary Element	In-Line Element	Primary Element	Prime Application Grease	Breather Element
216B/B2	RLL	220-1523	10	231-0167	231-0168	1G-7206	156-1200	452-6006	207-9729
216B3	JXM								
226B/B2	MJH	220-1523	10	231-0167	231-0168	1G-7206	156-1200	452-6006	207-9729
226B3	MWD								
232B/B2	SCH	220-1523	10	231-0167	231-0168	1G-7206	156-1200	452-6006	207-9729
242B/B2	BXM	220-1523	10	231-0167	231-0168	1G-7206	156-1200	452-6006	207-9729
236B/B2	HEN	267-2528	9	110-6326	110-6331	N/A	233-9856	452-6006	207-9729
236B3	A9H 1-654						361-9555		
	A9H 655-Up								
246B	PAT	267-2528	9	110-6326	110-6331	N/A	233-9856	452-6006	207-9729
248B	SCL	267-2528	9	110-6326	110-6331	N/A	233-9856	452-6006	207-9729
242B3	SRS 1-500	267-2528	9	110-6326	110-6331	N/A	233-9856	452-6006	207-9729
	SRS 501-Up						361-9555		
252B3	TNK 1-607	267-2528	9	110-6326	110-6331	N/A	233-9856	452-6006	207-9729
	TNK 608-Up						361-9555		
262B	PDT	267-2528	9	110-6326	110-6331	N/A	233-9856	452-6006	207-9729
268B	LBA	267-2528	9	110-6326	110-6331	N/A	233-9856	452-6006	207-9729
246C	JAY 1-5076	1R-0734	10	110-6326	110-6331	N/A	233-9856	452-6006	258-2829
	JAY 5077-UP						361-9555		
256C	DWS 1-1711	1R-0734	10	110-6326	110-6331	N/A	233-9856	452-6006	258-2829
	DWS 1712-UP						361-9555		
262C	MST 1-3920	1R-0734	10	110-6326	110-6331	N/A	233-9856	452-6006	258-2829
	MST 3921-UP						361-9555		
262C2	TMW	1R-0734	10	110-6326	110-6331	N/A	361-9555	452-6006	258-2829
272C	RED 1-2303	1R-0734	10	110-6326	110-6331	N/A	233-9856	452-6006	258-2829
	RED 2304-UP						361-9555		

1,000 hour cycle includes 500 hour part numbers. 1,500 hour cycle includes 500 hour part numbers. 3,000 hour planned maintenance cycle includes 1,000 and 1,500

\*Closed cab machines only.

\*\*Fluid Type

500 Hour S•O•S<sup>SM</sup> Services Interval

Cat HYDO Advance 10	No	3,000
	Yes	6,000
Non-Cat HYDO Advanced 10	No	2,000
	Yes	4,000

		1,000 Hours					1,500 Hours	3,000 Hours	
Cabin Air*		Cabin Air*	Engine	Hydraulic Oil/Filter Change			Drive Chain Oil	Engine Crankcase	Hydraulic Oil**
Fresh Air Element	Recirculating Element	A/C Compressor Belt	Belt	Filter Element	Seal (Housing)	Seal (Plug)	Oil Qty (L) DEO-ULS™ (ea)	Breather Element	Oil Qty (L) Hydo Adv 10
231-8132	303-6658	N/A	438-1597	1G-8878	N/A	N/A	6	153-5939	35
231-8132	303-6658	N/A	438-1597	1G-8878	N/A	N/A	6	153-5939	35
231-8132	303-6658	N/A	438-1597	1G-8878	N/A	N/A	8	153-5939	35
231-8132	303-6658	N/A	438-1597	1G-8878	N/A	N/A	8	153-5939	35
231-8132	303-6658	258-3539	529-7680	1G-8878	N/A	N/A	7.5	N/A	35
231-8132	303-6658	258-3539	529-7680	1G-8878	N/A	N/A	7.5	N/A	35
231-8132	303-6658	258-3539	529-7680	1G-8878	N/A	N/A	7.5	N/A	35
231-8132	303-6658	258-3539	529-7680	1G-8878	N/A	N/A	8	N/A	35
231-8132	303-6658	258-3539	529-7680	1G-8878	N/A	N/A	8	N/A	35
231-8132	303-6658	258-3539	529-7680	1G-8878	N/A	N/A	8	N/A	35
231-8132	303-6658	258-3539	529-7680	1G-8878	N/A	N/A	8	N/A	35
231-8132	303-6658	258-3539	529-7680	1G-8878	N/A	N/A	8	N/A	35
265-6619	265-6618	258-3539	529-7680	1G-8878	N/A	N/A	13	421-1888	39
265-6619	265-6618	258-3539	529-7680	1G-8878	N/A	N/A	13	421-1888	39
265-6619	265-6618	258-3539	529-7680	1G-8878	N/A	N/A	13	421-1888	39
265-6619	265-6618	258-3539	529-7680	1G-8878	N/A	N/A	13	421-1888	39
265-6619	265-6618	258-3539	529-7680	1G-8878	N/A	N/A	13	421-1888	39

hour part numbers.

# PLANNED MAINTENANCE KITS (CONT'D)

COMPACT TRACK LOADER		Initial 250 Hours		500 Hours						
		Final Drive Oil	Final Drive Oil	Engine Oil/Filter Change		Air Filter		Fuel Filter		Lubricate Machine
Sales Model	Serial Number Prefix	Oil Syn GO (1 L)	Oil Syn GO (1 L)	Filter	Oil Qty (L) DEO-ULS™	Primary Element	Secondary Element	In-Line Element	Primary Element	Prime Application Grease
259B3	YYZ 1-404	350-9510 (x2)	350-9510 (x2)	267-2528	9	110-6326	110-6331	N/A	233-9856	452-6006
	YYZ 405-Up								361-9555	
279C	MBT 1-1929	350-9510 (x2)	350-9510 (x2)	1R-0734	10	110-6326	110-6331	N/A	233-9856	452-6006
	MBT 1930-UP								361-9555	
279C2	KWB	350-9510 (x2)	350-9510 (x2)	1R-0734	10	110-6326	110-6331	N/A	361-9555	452-6006
289C	JMP 1-1739	350-9510 (x2)	350-9510 (x2)	1R-0734	10	110-6326	110-6331	N/A	233-9856	452-6006
	JMP 1740-UP								361-9555	
289C2	RTD	350-9510 (x2)	350-9510 (x2)	1R-0734	10	110-6326	110-6331	N/A	361-9555	452-6006
299C	JSP 1-1377	350-9510 (x2)	350-9510 (x2)	1R-0734	10	110-6326	110-6331	N/A	233-9856	452-6006
	JSP 1378-UP								361-9555	

1,000 hour cycle includes 500 hour part numbers. 1,500 hour cycle includes 500 hour part numbers. 3,000 hour planned maintenance cycle includes 1,000 and 1,500

MULTI TERRAIN LOADER		Initial 250 Hours		500 Hours						
		Final Drive Oil	Final Drive Oil	Engine Oil/Filter Change		Air Filter		Fuel Filter		Lubricate Machine
Sales Model	Serial Number Prefix	Oil Syn GO (1 L)	Oil Syn GO (1 L)	Filter	Oil Qty (L) DEO-ULS™	Primary Element	Secondary Element	In-Line Element	Primary Element	Prime Application Grease
247B/B2	MTL	350-9510 (x2)	350-9510 (x2)	220-1523	10	231-0167	231-0168	1G-7206	156-1200	452-6006
247B3	TSL									
257B/B2	SLK	350-9510 (x2)	350-9510 (x2)	220-1523	10	231-0167	231-0168	1G-7206	156-1200	452-6006
257B3	B7H 1-544			267-2528	9	110-6326	110-6331	N/A	233-9856	
		B7H 545-Up						361-9555		
277C	JWF 1-2428	350-9510 (x2)	350-9510 (x2)	1R-0734	10	110-6326	110-6331	N/A	233-9856	452-6006
	JWF 2429-UP								361-9555	
277C2	MET	350-9510 (x2)	350-9510 (x2)	1R-0734	10	110-6326	110-6331	N/A	361-9555	452-6006
287C	MAS 1-2014	350-9510 (x2)	350-9510 (x2)	1R-0734	10	110-6326	110-6331	N/A	233-9856	452-6006
	MAS 2015-UP								361-9555	
287C2	SSB	350-9510 (x2)	350-9510 (x2)	1R-0734	10	110-6326	110-6331	N/A	361-9555	452-6006
297C	GCP 1-1716	350-9510 (x2)	350-9510 (x2)	1R-0734	10	110-6326	110-6331	N/A	233-9856	452-6006
	GCP 1717-UP								361-9555	

1,000 hour cycle includes 500 hour part numbers. 1,500 hour cycle includes 500 hour part numbers. 3,000 hour planned maintenance cycle includes 1,000 and 1,500

\*Closed cab machines only.

**Fluid Type	500 Hour S•O•S <sup>SM</sup> Services	Interval
Cat HYDO Advance 10	No	3,000
	Yes	6,000
Non-Cat HYDO Advanced 10	No	2,000
	Yes	4,000

			1,000 Hours					1,500 Hours	3,000 Hours
Hydraulic Tank	Cabin Air*		Cabin Air*	Engine	Hydraulic Oil/Filter Change			Engine Crankcase	Hydraulic Oil**
Breather Element	Fresh Air Element	Recirculating Element	A/C Compressor Belt	Belt	Filter Element	Seal (Housing)	Seal (Plug)	Breather Element	Oil Qty (L) Hydo Adv 10
207-9729	231-8132	303-6658	258-3539	529-7680	1G-8878	N/A	N/A	N/A	35
258-2829	265-6619	265-6618	258-3539	529-7680	1G-8878	N/A	N/A	443-0374	39
258-2829	265-6619	265-6618	258-3539	529-7680	1G-8878	N/A	N/A	443-0374	39
258-2829	265-6619	265-6618	258-3539	529-7680	1G-8878	N/A	N/A	443-0374	39
258-2829	265-6619	265-6618	258-3539	529-7680	1G-8878	N/A	N/A	443-0374	39
258-2829	265-6619	265-6618	258-3539	529-7680	1G-8878	N/A	N/A	443-0374	39

hour part numbers. .

			1,000 Hours					1,500 Hours	3,000 Hours
Hydraulic Tank	Cabin Air*		Cabin Air*	Engine	Hydraulic Oil/Filter Change			Engine Crankcase	Hydraulic Oil**
Breather Element	Fresh Air Element	Recirculating Element	A/C Compressor Belt	Belt	Filter Element	Seal (Housing)	Seal (Plug)	Breather Element	Oil Qty (L) Hydo Adv 10
207-9729	231-8132	303-6658	N/A	438-1597	1G-8878	N/A	N/A	153-5939	35
207-9729	231-8132	303-6658	N/A	438-1597	1G-8878	N/A	N/A	153-5939	35
			258-3539	529-7680				N/A	
258-2829	265-6619	265-6618	258-3539	529-7680	1G-8878	N/A	N/A	421-1888	39
258-2829	265-6619	265-6618	258-3539	529-7680	1G-8878	N/A	N/A	421-1888	39
258-2829	265-6619	265-6618	258-3539	529-7680	1G-8878	N/A	N/A	421-1888	39
258-2829	265-6619	265-6618	258-3539	529-7680	1G-8878	N/A	N/A	421-1888	39
258-2829	265-6619	265-6618	258-3539	529-7680	1G-8878	N/A	N/A	421-1888	39

hour part numbers.

# RUBBER TRACK OFFERINGS **» Find the right fit for your job**

Part numbers included are for the B and C Series and all previous models.

Machine		Model	Part Number	Size (Width x Pitch x Lugs) in millimeters	Description
259		B3	592-5445	320x86x53	12.6" Heavy Duty Block
			592-5827	400x86x53	15.7" Heavy Duty Block
			561-5498	400x86x53	15.7" Heavy Duty Bar
			584-7121	320x86x53	12.6" General Duty
			593-2029	400x86x53	15.7" General Duty
279 / 289		C2	593-1012	450x86x56	17.7" Heavy Duty Block
			592-5828	400x86x56	15.7" Heavy Duty Block
			592-5441	450x86x56	17.7" Heavy Duty Bar
			584-7123	450x86x56	17.7" General Duty
		C	592-5830	450x86x56	17.7" Heavy Duty Block
			592-5829	400x86x60	15.7" Heavy Duty Block
			561-5500	450x86x60	17.7" Heavy Duty Bar
			584-7124	450x86x60	17.7" General Duty
299		C	592-5830	450x86x60	17.7" Heavy Duty Block
			592-5829	400x86x60	15.7" Heavy Duty Block
			561-5500	450x86x60	17.7" Heavy Duty Bar
			584-7124	450x86x60	17.7" General Duty

## COMPACT TRACK LOADER TRACK PATTERNS



Heavy Duty Block




Heavy Duty Bar



General Duty



## MULTI TERRAIN LOADER TRACK PATTERNS



General Duty

Machine	Model	Part Number	Size (Width x Pitch x Lugs) in millimeters	Description
247 / 257	B, B2, B3	420-9876	381x100x42	15" General Duty
267 / 277	B	420-9878	457x100x51	18" General Duty
277	C, C2	420-9877	457x100x56	18" General Duty
287	B	420-8779	457x100x56	18" General Duty
	C, C2	420-9877		
297	C	420-9877	457x100x56	18" General Duty

## FLEXPOR<sup>TM</sup> TIRES

Machine	Size Diameter x Rubber Thickness x Tread Width	Part Number
216 226 232	31x6x10 (10.00x16.5)	345-7585 329-6989 Left 329-6990 Right
236 246 252 262	33x6x11 (12.00x16.5)	324-3427 329-6785 329-6784 Left 329-6783 Right



### TREAD OPTIONS

#### OTR (Off-the-road)

OTR tread design has a block pattern that provides a degree of traction in applications where debris is not an issue.



#### SMOOTH

Smooth tread design is ideal for special applications where debris is an issue like scrap yards, recycling centers and some waste transfer stations.



#### CONSTRUCTION

Construction tread design is the right choice for maximum performance in the toughest environments. It is designed for smaller machine applications where better traction is required.

# UNDERCARRIAGE PARTS

Machine	Model	Wheels		Sprockets	
		Part Number	Description	Part Number	Description
247/257	B	223-8396	Rear Idler Group	342-5015	Outer Sleeve
				342-5014	Inner Sleeve
		223-8398	Front Idler Group	258-3087	Sprocket Ring
				1A-0168	Sprocket Bolt
		212-6628	Bogie Wheel Group	9X-0941	Locknut
				234-0742	Sprocket (Cast)
247/257	B2, B3	305-9270	Steel Rear Idler	342-5015	Outer Sleeve (Hardened)*
				342-5014	Inner Sleeve (Hardened)*
		278-1301	Front Idler – Standard	258-3087	Sprocket Ring
				280-5091	Sprocket Bolt
		295-3250	Front Idler (Steel)*	7X-3392	Washer
				1K-6872	Locknut
278-1261	Bogie Wheel	389-7577	Sprocket		
259	B3	536-3551	Double Flange Idler	304-1870	Sprocket
		536-3550	Single Flange Idler		
		536-3549	Triple Flange Roller		
		536-3552	Triple Flange Idler		
277/287/297	B, B3 C, C2	309-3296	Inner Front Idler Wheel	258-3088	Inner Sleeve
				342-5016	Inner Sleeve (Hardened)*
				258-3089	Outer Sleeve
		309-3297	Outer Front Idler Wheel	342-5017	Outer Sleeve (Hardened)*
				258-3087	Sprocket Ring
		258-3053	Inner Rear Idler Wheel (Steel)*	1K-6872	Locknut
				258-3085	Sprocket
		258-3052	Outer Rear Idler Wheel (Steel)*	258-3086	Sprocket Ring – Outer
				258-3084	Sprocket Ring – Middle
				258-3087	Sprocket Ring – Inner
372-5776	Bogie Wheel	258-3122	Sprocket Bolt		
		7X-3392	Washer		
259/279/ 289/299	B3, C, C2	536-3551	Double Flange Idler	304-1870	Sprocket (259)
		536-3550	Single Flange Idler	304-1916	Sprocket (279/289/299)
		536-3549	Triple Flange Roller		
		536-3552	Triple Flange Idler		

\*Optional offerings available for abrasive applications

## COMMON GROUND ENGAGING TOOLS BROOM EDGES AND ACCESSORIES

Part Type	Series	Part Number
Bolt-On Cutting Edge	BU115, BU115B	489-6702
Bolt-On Cutting Edge	BU115, BU115B	489-6703
Bolt-On Cutting Edge	BP115C	452-4148
Bolt-On Cutting Edge	BP118C	452-4147
Poly Bristle Assemblies (qty. 18)	BU115, BP115B, BP115C	165-9069
Wire Bristle Assemblies (qty. 17)	BU115, BP115B, BP115C	165-9070
Poly Bristle Assemblies (qty. 21)	BU118, BP118B, BP118C	165-9071
Wire Bristle Assemblies (qty. 20)	BU118, BP118B, BP118C	165-9072
Poly Bristle Assemblies (qty. 22)	BA118, BA118C	166-0322
Wire Bristle Assemblies (qty. 21)	BA118, BA118C	166-0323
Wire Bristle Assemblies (Gutter Brush)	All series gutter brushes	172-4563
Poly Bristle Assemblies (Gutter Brush)	All series gutter brushes	460-9777

# COMMON GROUND ENGAGING TOOLS (CONT'D)

## BUCKET TOOTHBARS, TEETH AND CUTTING EDGES

Part Type	Bucket Size	Bucket Type	Part Description	Part Number
Bolt-On Tooth Bar	74"	General Purpose / Multi-Purpose – Base Edge Buckets	8 Teeth	136-8736
	80"	General Purpose / Multi-Purpose – Base Edge Buckets	8 Teeth	217-4878
	86"	General Purpose / Multi-Purpose – Base Edge Buckets	8 Teeth	275-5427
	62"	General Purpose / Multi-Purpose – Bolt-On Edge Buckets	7 Teeth	159-0330
	68"	General Purpose / Multi-Purpose – Bolt-On Edge Buckets	8 Teeth	159-0340
	74"	General Purpose / Multi-Purpose – Bolt-On Edge Buckets	8 Teeth	159-0350
	80"	General Purpose / Multi-Purpose – Bolt-On Edge Buckets	8 Teeth	195-9160
	86"	General Purpose / Multi-Purpose – Bolt-On Edge Buckets	8 Teeth	264-2084
Serrated Cutting Edge	62"	General Purpose / Multi-Purpose – Base Edge Buckets	–	319-9599
	68"	General Purpose / Multi-Purpose – Base Edge Buckets	–	319-9600
	74"	General Purpose / Multi-Purpose – Base Edge Buckets	–	319-9601
	80"	General Purpose / Multi-Purpose – Base Edge Buckets	–	319-9602
	86"	General Purpose / Multi-Purpose – Base Edge Buckets	–	319-9603
Bolt-On Cutting Edge	56"	Low Profile Buckets	152.4mm width, 12.7mm thickness	135-9393
	56"	Low Profile Buckets	203mm width, 16mm thickness	174-7965
	56"	Low Profile Buckets	203mm width, 19mm thickness	174-7971
	62"	General Purpose / Multi-Purpose / Low Profile / Utility / Grapple Buckets	165mm width, 16mm thickness	135-9394
	62"	General Purpose / Multi-Purpose / Low Profile / Utility / Grapple Buckets	203mm width, 16mm thickness	174-7966
	62"	General Purpose / Multi-Purpose / Low Profile / Utility / Grapple Buckets	203mm width, 19mm thickness	174-7972
	68"	General Purpose / Multi-Purpose / Low Profile / Utility / Grapple Buckets	165mm width, 16mm thickness	135-9395
	68"	General Purpose / Multi-Purpose / Low Profile / Utility / Grapple Buckets	203mm width, 16mm thickness	174-7967
	68"	General Purpose / Multi-Purpose / Low Profile / Utility / Grapple Buckets	203mm width, 19mm thickness	174-7973
	74"	General Purpose / Multi-Purpose / Low Profile / Utility / Grapple / Light Material Buckets	165mm width, 16mm thickness	135-9396
	74"	General Purpose / Multi-Purpose / Low Profile / Utility / Grapple / Light Material Buckets	203mm width, 16mm thickness	174-7968
	74"	General Purpose / Multi-Purpose / Low Profile / Utility / Grapple / Light Material Buckets	203mm width, 19mm thickness	174-7974
	80"	General Purpose / Multi-Purpose / Low Profile / Light Material / Grapple Buckets	165mm width, 16mm thickness	135-9397
	80"	General Purpose / Multi-Purpose / Low Profile / Light Material / Grapple Buckets	203mm width, 16mm thickness	174-7969
	80"	General Purpose / Multi-Purpose / Low Profile / Light Material / Grapple Buckets	203mm width, 19mm thickness	174-7975
	86"	General Purpose / Multi-Purpose / Light Material Buckets / Material Handling	165mm width, 16mm thickness	195-5124
	86"	General Purpose / Multi-Purpose / Light Material Buckets / Material Handling	203mm width, 16mm thickness	174-7970
	86"	General Purpose / Multi-Purpose / Light Material Buckets / Material Handling	203mm width, 19mm thickness	174-7976
	98"	Light Material Buckets / Material Handling	165mm width, 16mm thickness	296-7602
	104"	Material Handling	165mm width, 16mm thickness	469-4306
Unitooth		General Purpose / Multi-Purpose Buckets with Bolt-On Teeth	–	132-4720


# COMMON GROUND ENGAGING TOOLS (CONT'D)

## AUGER BITS AND ACCESSORIES

Part Class	Type / Size	Part Number			
Standard Duty Bits	4"	366-7751			
	6"	153-4083			
	9"	153-4084			
	12"	153-4085			
	15"	366-7752			
	18"	153-4086			
	24"	153-4089			
	30"	217-3194			
	36"	153-4091			
Industrial Duty Bits	6"	372-0260			
	9"	372-0261			
	12"	372-0262			
	16"	372-0263			
	18"	372-0264			
	24"	372-0265			
	30"	372-0266			
	36"	372-0267			
	48"	372-0269			
Industrial Rock Bits	6"	372-0270			
	9"	372-0271			
	12"	372-0272			
	16"	372-0273			
	18"	372-0274			
	20"	372-0275			
	24"	372-0276			
	30"	372-0277			
	36"	372-0278			
	Rock Drill Head Tooth	372-0289			
Teeth	Gage Tooth (Outer)	371-3694			
	Flat Tooth (Inner)	371-3690			
	HF Gage Tooth (Outer)	371-3695			
	Flat Carbide Tooth (Inner)	371-3691			
	Chisel Tooth (Inner)	371-3696			
	Flat Hard Face Tooth HF (Inner)	371-3692			
	Chisel Carbide Tooth (Inner)	371-3697			
	Flat HF Tooth (HF Both Sides, Inner)	371-3693			
	Chisel HF Tooth (Inner)	371-3698			
	Standard Duty Tooth	153-4094			
	Hard Face Tooth	174-9566			
	Carbide Inserted Tooth	174-9567			
Tree Bits	24"	153-4092			
	36"	153-4095			
Rock Heads	6" Bolt-On	372-0230			
	9" Bolt-On	372-0231			
	12" Bolt-On	372-0232			
	15" Bolt-On	372-0233			
	18" Bolt-On	372-0234			
	24" Bolt-On	372-0235			
			Part Class (Continued)	Type / Size (Continued)	Part Number (Continued)
			Adapters	Hex to Round	156-6329
				Round to Hex	217-3191
			Extensions	12"	156-6328
				24"	217-3192
			Telescoping Extensions	3'	372-0256
				6'	372-0257
			Accessories	Retention Pin Kit	372-0258
				Pilot Point	153-4093
				Pilot Point – Industrial Rock	367-9767



# BATTERIES

Machine	Model	Standard (850 CCA)	
216, 226, 228, 232, 239, 249	All	230-6368	
236, 242, 257, 259	All	230-6368	
246, 248, 252, 256, 262, 267, 268, 272, 277, 279, 287, 289, 297, 299	B, B2, B3, C, C2	230-6368	



# ENGINE COMPONENTS

Machine Model	Notes	Starter Motor	Alternator	Water Pump	Fuel Pump	Turbocharger	Fuel Injector
<b>246C</b>	U.S. EPA Tier 3	143-0539	105-2814	587-4391	336-9190	314-9972	315-4672
Reman		0R-4316	0R-4328	–			
General Duty		569-3863	–	–			
<b>256C (DWS1-1371), 262C (MST1-2539), 277C (JWF1-2001), 279C (MBT1-295), 287C (MAS1-1731), 289C (JMP1-278)</b>	Tier 3	143-0539	105-2814	587-4391	336-9191	314-9972	314-9986
Reman		0R-4316	0R-4328	–			
General Duty		569-3863	–	–			
<b>256C (DWS1372-Up), 262C (MST2540-Up), 277C (JWF2002-Up), 279C (MBT296-Up), 287C (MAS1732-Up), 289C (JMP279-Up)</b>	Tier 3	143-0539	105-2814	587-4391	335-5734	314-9972	314-9986
Reman		0R-4316	0R-4328	–			
General Duty		569-3863	–	–			
<b>272C, 297C, 299C</b>	Tier 3	143-0539	270-6310	587-4391	340-5862	315-2330	315-2352
Reman		0R-4316		–			
General Duty		569-3863		–			
<b>262C2, 277C2, 279C2, 287C2, 289C2</b>	Tier 3	143-0539	105-2814	587-4391	336-9190	314-9972	315-4672
Reman		0R-4316	0R-4328	–			
General Duty		569-3863	–	–			
<b>216B, 232B</b>	U.S. EPA Tier 2	461-8765	339-7766	439-4992	302-7821	N/A	154-3018
General Duty		–	569-3474	–	–	–	–
<b>216B2</b>	Tier 3	323-6614	339-7766	439-4992	342-4187	N/A	252-1446
Reman		0R-9704	–	–	–	–	–
General Duty		–	569-3474	–	–	–	–
<b>216B3</b>	Tier 3	323-6614	394-3496	439-4992	342-4187	N/A	252-1446
Reman		0R-9704	–	–	–	–	–
General Duty		–	–	–	–	–	–
<b>226B, 242B, 247B, 257B</b>	Tier 2	461-8764	394-3496	512-1505	302-7821	513-6823	252-1446
Reman		–	–	–	–	10R-9578	–
General Duty		–	–	578-0687	–	–	–
<b>226B2, 232B2, 242B2, 247B2, 257B2</b>	Tier 3	461-8764	394-3496	439-4992	302-7821	513-6823	252-1446
Reman		–	–	–	–	10R-9578	–
General Duty		–	–	–	–	–	–
<b>226B3, 247B3</b>	Tier 3	323-6614	394-3496	439-4992	308-1905	513-6823	308-1906
Reman		0R-9704	–	–	–	10R-9578	–
General Duty		–	–	–	–	–	–
<b>236B, 252B, 267B</b>	Tier 2	143-0539	105-2814	587-4391	249-7346	235-4964	300-2952
Reman		0R-4316	0R-4328	–	–	–	–
General Duty		569-3863	–	–	–	–	–
<b>236B2, 252B2</b>	Tier 3	143-0539	105-2814	587-4391	249-7346	235-4964	300-2952
Reman		0R-4316	0R-4328	–	–	–	–
General Duty		569-3863	–	–	–	–	–
<b>236B3, 242B3, 252B3, 257B3, 259B3</b>	Tier 3	143-0539	105-2814	587-4391	336-9190	314-9972	315-4672
Reman		0R-4316	0R-4328	–	–	–	–
General Duty		569-3863	–	–	–	–	–
<b>246B, 262B, 277B, 287B, 248B, 268B</b>	Tier 2	143-0539	105-2814	587-4391	246-8310	235-4964	300-2952
Reman		0R-4316	0R-4328	–	10R-7621	–	–
General Duty		569-3863	–	–	–	–	–

# CAB GLASS AND MIRROR

Part Description	B/B2 Series	B3 Series	C/C2 Series	Quantity
Rearview Mirror	218-6384	280-6070	485-0409	1
Door – Polycarbonate (for flying debris)	316-1698	316-1698	380-9966	1
Door – Glass (general use)	N/A	N/A	258-4071	1
Door – Glass (center section) (general use)	223-0609	223-0609	N/A	1
Door – Glass (right wing) (general use)	223-0610	223-0610		1
Door – Glass (left wing) (general use)	223-0612	223-0612		1
Window Assembly – Sliding Upper Front Panel (Left)	231-7323	231-7323	258-3283	1
Window Assembly – Sliding Upper Front Panel (Right)	231-7320	231-7320	258-4092	1
Window Assembly – Sliding Upper Rear Panel (Left)	231-7322	231-7322	258-3284	1
Window Assembly – Sliding Upper Rear Panel (Right)	231-7319	231-7319	258-4093	1
Window Latch Assembly (Left or Right)	N/A	N/A	N/A	2
Window Assembly – Fixed Lower Panel (Left)	231-7324	231-7324	258-4091	1
Window Assembly – Fixed Lower Panel (Right)	231-7321	231-7321	258-4094	1
Window Pad – For Lower Glass (Left or Right)	N/A	N/A	N/A	2
Window – Rear	142-9319	142-9319	258-4011	1
Window – Top	280-6072	280-6072	258-4012	1



# LIGHTS

Lamp Type	B/B2/B3 Series	C/C2 Series	Quantity
Dome	210-8754	210-8754	1
Flood – Front & Rear Working	9W-0607	9W-0607	4
Headlight (Roading)	9W-3324	9W-3324	2
Front Turn Signal (Roading)	9W-3326	226-4561	2
Front Position (Roading)	100-3246	226-4560	2
Rear Turn Signal (Roading)	9W-3326	9W-3326	2
Stop & Tail (Roading)	7S-1800	7S-1800	2
License Plate Holder (Roading)	195-9712	195-9712	1
Warning Beacon	9X-8118	9X-8118	1
LED Kit – 2 Front & 2 Rear	499-2684	499-2684	1



# QUICK DISCONNECTS

Get the most out of your Cat Skid Steer, Compact Track, or Multi Terrain Loader with a wide range of hydraulic work tool attachments that can be easily interchanged with Quick Disconnects.

**Contact your Cat dealer for a complete list of all available attachments.**

Hydraulic System	Primary Auxillary Connections				2nd Aux		Case Drain
	A1	A2	A1	A2	C-	C+	
	Female 3/4"	Male 3/4"	Female 1/2"	Male 1/2"	Female 1/4"	Male 1/4"	Male 3/8"
High Flow (B3/D/D2/D3) Standard Flow (D/D2/D3)	–	–	373-6968	373-6967	–	–	373-7037
High Flow (B/B2/C/C2)	426-4047 (5/8")	426-4045 (5/8")	426-4046	426-4044	426-4049	426-4048	426-4050
Standard Flow (B/B2/B3/C/C2)	–	–	426-4051	426-4052	–	–	–



**LET'S DO THE WORK.™**

PEBJ0158-01 (Americas North/Europe)

June 2021

© 2021 Caterpillar. All Rights Reserved. CAT, CATERPILLAR, LET'S DO THE WORK, their respective logos, "Caterpillar Yellow," the "Power Edge" and Cat "Modern Hex" trade dress, as well as corporate and product identity used herein, are trademarks of Caterpillar and may not be used without permission.

