



CAT[®] PRODUCTIVITY

Cat[®] Productivity is a cloud-based application that is scalable to any size operation. Detailed Cat Production Measurement data, machine data and jobsite data are transmitted from the onboard Cat Product Link[™] device directly to the web platform, for you to access wherever you are, via your mobile, tablet or desktop device.

As a site manager, owner or operator, it is critical that you understand how your assets are being utilized and how work is flowing through your operations. This is essential for managing and optimizing your jobsite. Cat Productivity provides you with a complete overview of machine performance and production, so you can maximize productivity and efficiency.



Use detailed machine and site data to manage changes and improvements across the jobsite.

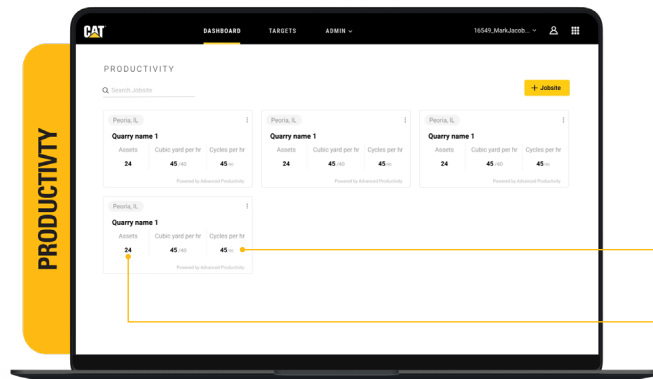
- Improve site productivity
- Lower cost per ton
- Improve fleet utilization
- Reduce fleet costs
- Reduce idle time
- Reduce fuel burn

YOU HAVE QUESTIONS. CAT PRODUCTIVITY HAS THE ANSWERS.

Whether you are an operator, foreman or owner, you will have questions about your operations. Cat Productivity can provide answers on how work is progressing wherever you are, on and off the jobsite. To find out more or to arrange a live demonstration, contact your local Cat dealer.

How can I maintain oversight on my multiple jobsites?

With the Cat Productivity jobsite cards, you are able to view a summary of multiple jobsites and high level metrics quickly, all on the one screen.

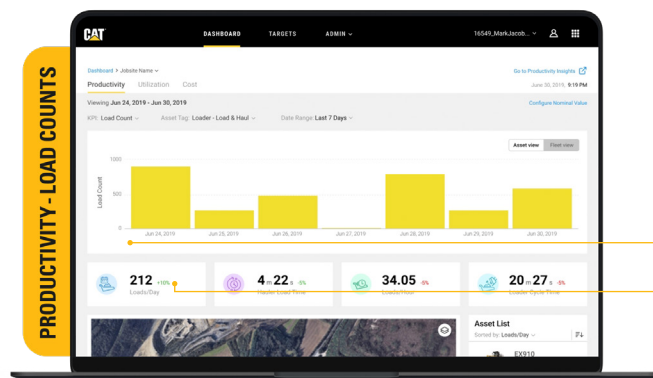


CYCLES PER HOUR

NUMBER OF ASSETS WORKING

How do I know if my weekly production target has been achieved?

Cat Productivity's site reporting can monitor full data on actual fleet production.

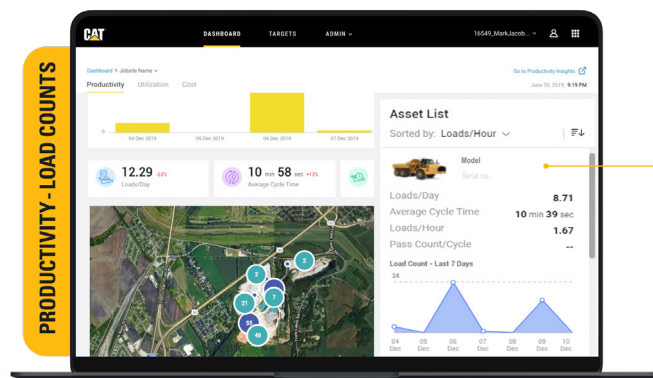


WEEKLY LOAD COUNTS

NUMBER OF LOADS PER DAY

How can I ensure that each asset is utilized in the most optimal way?

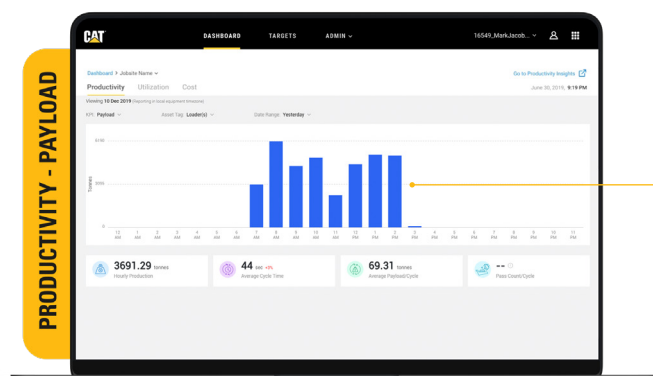
Cat Productivity's individual assets can be analyzed by load counts, payload and key metrics.



INDIVIDUAL ASSET DATA

How can I improve fleet efficiency?

Cat Productivity provides data such as hourly fleet performance to help identify opportunities for increased productivity in your daily operation. For example, optimized management of shift changes, refueling process and breaks.

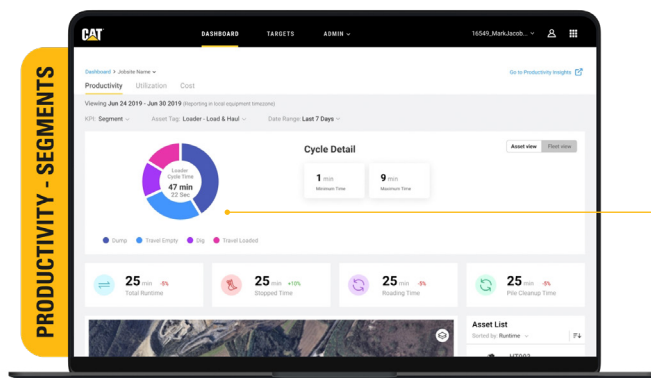


DAILY PAYLOAD,
UPDATED HOURLY



How do I improve cycle time?

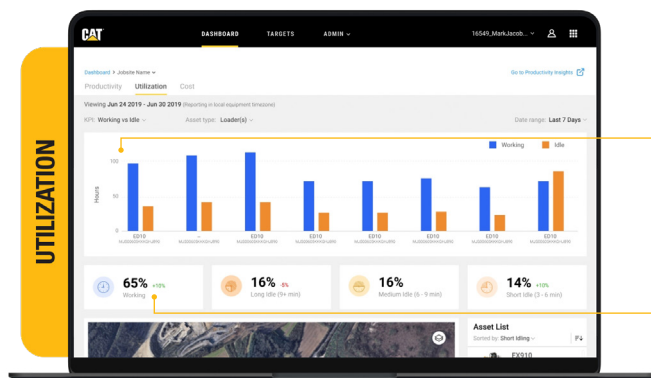
Cat Productivity provides data on machine activity such as cycle segments, load times, fill levels, and loader positioning. This allows you to make informed adjustments with operators to increase site efficiency.



BREAKDOWN OF CYCLE SEGMENTS

How can I reduce equipment idle time?

Cat Productivity provides utilization information, including machine working versus idle time, machine fuel burn, and map view. Monitoring idle activity means you can make informed adjustments to jobsite operation.

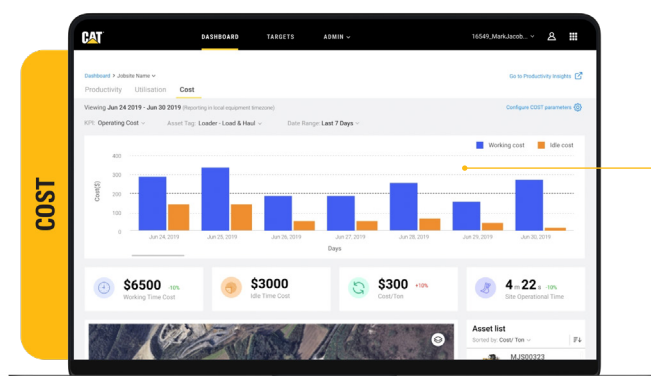


WORKING VS. IDLE HOURS

PERCENTAGE OF WORKING TIME

How can I track site costs?

Cat Productivity's site reporting provides detail on site costs including total site costs, fuel costs, cost trends, and fuel consumption.



BREAKDOWN OF COSTS BY DAY

PRODUCTION STUDY: FACE LOADING

SYSTEM 986K - 772G

Machine scenarios analyzed:

Scenario One:

Benchmark – Good practice with good truck positioning and short distance between truck and loader (1.5 tire revolution)

Scenario Two:

Average practice with average truck position and too-long distance between truck and loader (2.5 tire revolutions)

Key highlights

🕒 **20%**

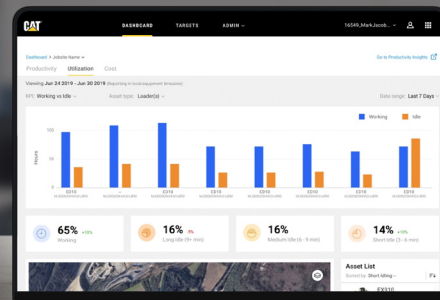
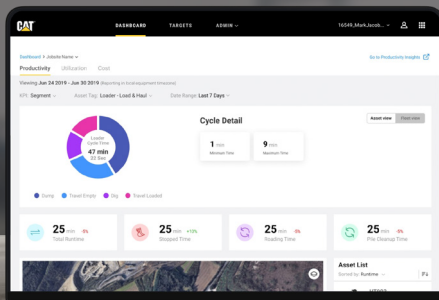
Faster cycle time

Insights from Cat Productivity led to an optimized bucket-filling process, delivering a 20% advantage in cycle time.

🚰 **23%**

Better fuel efficiency

Insights from Cat Productivity led to an optimized truck-loading process, delivering a 23% advantage in fuel efficiency.



Cat Productivity allows you to remotely analyze differing operating practices, to make informed changes that maximize efficiency.

AVAILABLE ON THE FOLLOWING

Cat Productivity logic can be used on older Cat and non-Cat machines with a cellular Product Link™ device.

Cat Productivity is also capable of sending advanced productivity data from machines equipped with a payload system (Cat Production Measurement [CPM] or Truck Payload Measurement System [TPMS]), which improves system accuracy.

Please contact your local Cat dealer for the payload and cycle segmentation kits that are available for selected models.

PAYLOAD & CYCLE SEGMENTATION

- Cat Wheel Loaders
- Cat Off-Highway Trucks (Manual TPMS File Upload)
- Cat Off-Highway Trucks (Cellular Connected and Auto Upload)
- Cat Excavators (Next Gen performance models)
- Cat Articulated Trucks (with payload CPM system installed)
- Cat Wheel Tractor Scrapers

CYCLE SEGMENTATION ONLY

- Cat Articulated Trucks (without payload, no additional hardware required)
- Cat G Series Scrapers (with standard bowl, additional hardware required)

MINIMUM REQUIREMENTS

1. Machine must have good cellular coverage
2. Cellular Product Link™ telematic system
3. Note: Machines equipped with payload system (CPM or TPMS) may require additional hardware.

Requirements for Cat Productivity Web Application:

- Mobile, tablet or a desktop device
- Internet connection
- Subscribed machines in your customer account
- Cat customer login credentials (CWS login)
- All machines must be connected for data summary to be updated every 30-60 minutes.

In addition, Cat Productivity:

- Supports mixed fleets
- Advanced logic data is standard with the latest Cat machines
- Offers kits to support older machines, for advanced logic data
- Does not require any land-based infrastructure
- Can be set up as a GPS-based only system.

Want to get started with Cat Productivity today?
Contact your local Cat dealer.

PEDJ0475

© 2020 Caterpillar. All Rights Reserved. CAT, CATERPILLAR, LET'S DO THE WORK, their respective logos, "Caterpillar Yellow", the "Power Edge" and Cat "Modern Hex" trade dress as well as corporate and product identity used herein, are trademarks of Caterpillar and may not be used without permission.

