

336

HYDRAULIC EXCAVATOR



Engine Power
Operating Weight

232 kW
35 900 kg

Cat® C9.3B Engine meets Japan 2014 emission standards.
Pictures of the Brochure may include overseas specification machines and optional items.



NEXT GENERATION EXCAVATORS

Cat® Next Generation Excavators offer you more choices than ever for your business.

- + MORE MODEL OPTIONS
- + MORE STANDARD TECHNOLOGIES
- + MORE PRICE POINTS

Ready to help you make your business stronger, Cat Next Generation Excavators give you new ways to get the most work done at the lowest cost – so you put more money in your pocket.



THE CAT® 336

MOVING THE STANDARD HIGHER

THE CAT 336 raises the bar for efficiency and fuel economy in this size class. With the industry's highest level of standard factory technology, a cab focused on operator comfort and productivity, plus lower fuel and maintenance costs, the 336 will help make your operation more productive and profitable.



INCREASE OPERATING EFFICIENCY UP TO 45%¹


The Cat 336 offers the industry's highest level of standard factory-equipped technology, including Cat GRADE with 2D, GRADE with Assist, and PAYLOAD.

INCREASE FUEL EFFICIENCY UP TO 15%²

A precise combination of lower engine speed and large hydraulic pump pressure and flow delivers more work per unit of fuel.

LOWER MAINTENANCE COSTS UP TO 20%³

Extended maintenance intervals increase uptime and reduce costs.



Fuel Consumption

Previous model (336F)
Up to
15% reduction

* Mode with the maximum amount of work

The fuel consumption reduction rate is based on our test. It may differ depending on operating status and work situation.

¹ Operator efficiency gains compared to traditional grading methods.

² Compared to the 336F.

³ Compared to the 336F. Cost reduction based on 12,000 hours of operation.



STANDARD CAT TECHNOLOGY

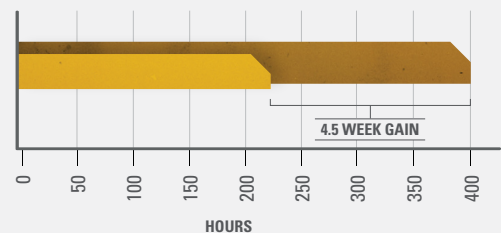
GETS JOBS DONE FASTER
WITH LESS REWORK

Cat Technology gives you the edge. Operators of all experience levels will dig, load, and grade with more confidence, speed, and accuracy. The result?

Better productivity and lower costs.

WHAT WOULD YOU DO WITH 4.5 MORE WEEKS?

45% GAIN WITH TECHNOLOGY
means same amount of work done faster



PREVIOUS YEAR:

- USING TRADITIONAL GRADING METHODS

400 hours/year, grading with stakes and checkers

CURRENT YEAR:

- USING NEW CAT 336 WITH CAT TECHNOLOGY

220 hours/year, with standard Cat GRADE



INCREASE EFFICIENCY UP TO 45% WITH CAT TECHNOLOGY

STANDARD, SIMPLE-TO-USE TECHNOLOGIES INCLUDE:



STANDARD CAT GRADE WITH 2D

Cat GRADE with 2D helps operators reach grade faster. Operators cut and fill to exact specifications without overcutting. You can program up to four of your most commonly used target depth and slope offsets so you can get to grade with ease – a real time saver on the jobsite. Best of all, no grade checkers are needed so the work area is safer.



STANDARD CAT GRADE WITH ASSIST

Automated boom, stick, and bucket movements deliver more accurate cuts with less effort. The operator simply sets the depth and slope in the monitor and activates single-lever digging.



STANDARD CAT PAYLOAD

Cat PAYLOAD technology delivers precise load targets with on-the-go weighing, which helps prevent over/underloading and maximizes efficiency. Automated tracking helps manage production and lower cost. You can even take payload data with you. The monitor's USB port lets you download your results from one shift all the way up to 30 days of work so can manage your progress without needing an internet connection or VisionLink® subscription.

AVAILABLE OPTIONAL UPGRADES

Cat Grade with Advanced 2D and Cat Grade with 3D increase productivity and expand grading capabilities. GRADE with Advanced 2D adds in-field design capabilities through an additional 10 inch high-resolution touchscreen monitor. GRADE with 3D adds GPS and GLONASS positioning for pinpoint accuracy. Plus it's easier than ever to connect to 3D services like Trimble Connected Community or Virtual Reference Station with the excavator's built-in communication technology.

CAT LINK TECHNOLOGY

TAKES THE GUESSWORK OUT OF MANAGING YOUR EQUIPMENT

CAT LINK telematics technology helps take the complexity out of managing your jobsites – by gathering data generated by your equipment, materials, and people and serving it up to you in customizable formats.



PRODUCT LINK™

Product Link™ collects data automatically and accurately from your assets – any type and any brand. Information such as location, hours, fuel usage, productivity, idle time, maintenance alerts, diagnostic codes, and machine health can be viewed online through web and mobile applications.

VISIONLINK®

Access information anytime, anywhere with VisionLink® – and use it to make informed decisions that boost productivity, lower costs, simplify maintenance, and improve safety and security on your jobsite. With different subscription level options, your Cat dealer can help you configure exactly what you need to connect your fleet and manage your business without paying for extras you don't want. Subscriptions are available with cellular or satellite reporting (or both).

Remote Services is a suite of technologies that improve your jobsite efficiency.

Remote Troubleshoot allows your Cat dealer to perform diagnostic testing on your connected machine remotely, pinpointing potential issues while the machine is in operation. Remote Troubleshoot ensures the technician arrives with the correct parts and tools the first time, eliminating additional trips to save you time and money.

Remote Flash updates on-board software without a technician being present, potentially reducing update time by as much as 50%. You can initiate the update when convenient, increasing your overall operating efficiency.



The **Cat App** helps you manage your assets – at any time – right from your smartphone. You can see your fleet location, hours, and other information you need to see. You will get critical alerts for required maintenance, and you can even request service from your local Cat dealer.

Caterpillar releases products, services and technologies in each region at different time intervals. Please verify with your local Cat dealer for technology availability and specifications.

CAB TAKES THE HARD OUT OF WORK

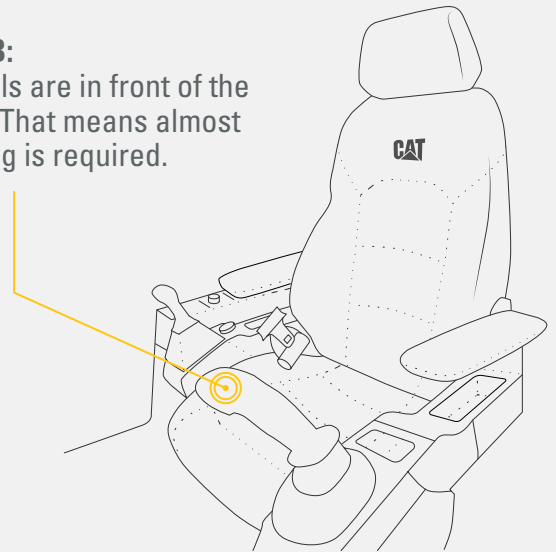
Sites where excavators typically work are rugged and challenging. That's why it's important that the 336 cab protects the operator as much as possible from the fatigue, stresses, sounds, and temperatures of the job.

WE'VE GOT **YOUR BACK.**

BACK PAIN IS ONE OF THE MOST COMMON REASONS PEOPLE MISS WORK.*

NEW CAB:

All controls are in front of the operator. That means almost no twisting is required.



OLD CAB: 2,000+ twists a year to reach controls in back of cab that can strain your back.

ASSUME 1 TWIST PER HOUR
1 TWIST × 8-HOUR WORKDAY = 8 TWISTS PER DAY
8 TWISTS × 5 WORKDAYS PER WEEK = 40 TWISTS PER WEEK
40 TWISTS × 52 WEEKS PER YEAR = **2,080 TWISTS PER YEAR**

*SOURCE: THE NATIONAL INSTITUTE OF NEUROLOGICAL DISORDERS AND STROKE MATERIALS



SEAT AND JOYSTICK CONSOLE REDUCE FATIGUE

Comfort and efficiency of movement keep operators productive and alert all shift long. The standard seat is wide and adjustable for operators of virtually any size. The Deluxe cab package includes a heated air suspension seat; the Premium seat is both heated and cooled.



TOUCHSCREEN MONITOR

Most machine settings can be controlled through the high-resolution 10 inch touchscreen monitor. It offers 42 languages and is easy to reach from the seat – no twisting or turning.



SMART SETTINGS

The Smart Mode automatically adjusts engine and hydraulic power to meet work demand with maximum fuel efficiency. Auto Dig Boost increases power by up to 8% for better bucket penetration, shorter cycle times, and greater payloads.



CUSTOMIZABLE JOYSTICKS

Joystick function can be customized through the monitor. Joystick pattern as well as response can be set to match operator preference. All preferences are saved with the operator ID and restored at log in.



KEYLESS PUSH START

The 336 uses a keyless push-button engine start. This adds security for the machine by using Operator ID codes to limit and track machine access. Codes can be entered manually, via an optional Bluetooth® key fob, or smartphone app.



A QUIET, SAFE WORKSPACE

BUILDS OPERATOR CONFIDENCE

ISO-CERTIFIED ROPS CAB

The ISO-certified ROPS cab is sound-suppressed and sealed. The windows and lower front profile of the machine give outstanding visibility to the work area without the strain of constantly leaning forward.

ALL-AROUND VISIBILITY

A standard rearview camera keeps operators aware of their surroundings at all times. An optional 360° visibility feature is also available.

EASY ACCESS, CONNECTIVITY AND STORAGE

Convenience features include Bluetooth integrated radio, USB ports for charging and phone connectivity, 12V DC outlets and AUX port, storage in rear, overhead and console compartments, and cup and bottle holders.



SAFETY FEATURES

LOOK OUT FOR YOUR PEOPLE
AND YOUR EQUIPMENT

Routine maintenance checks can be performed faster, easier, and safer with ground-level access to the air precleaner, the fuel water separator, fuel tank water and sediment drains, and cooling system coolant level check.

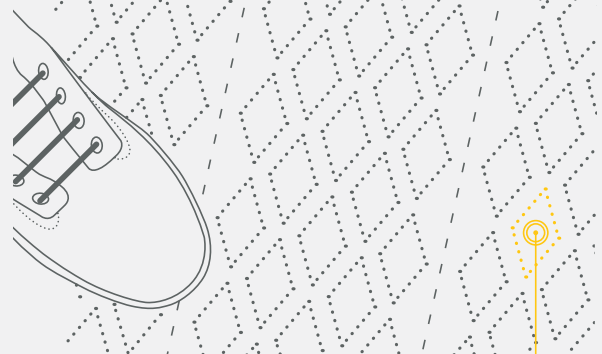
KEEP YOUR EXCAVATOR SECURE

Use your PIN code on the monitor, the optional Bluetooth key fob, or your smartphone to enable the push-button starting feature.

1,148 WAYS TO STAY SAFE.

FACT:

SLIPPING IS ONE OF THE
BIGGEST CONTRIBUTORS
TO WORKPLACE INJURIES.*



OUR ANTI-SKID PLATES FEATURE

1,000+ INDIVIDUAL PERFORATIONS
FOR BETTER TRACTION

*SOURCE: UNITED STATES DEPARTMENT OF LABOR MATERIAL



**PROTECTION IN
ALL DIRECTIONS**



E-FENCE SWING

E-FENCE FORWARD

**E-FENCE CAB
PROTECTION**

E-FENCE CEILING

E-FENCE FLOOR

STANDARD 2D E-FENCE TECHNOLOGY

Whether you are using a bucket or hammer, standard 2D E-fence automatically stops excavator motion using boundaries you set in the monitor for the entire working envelope – above, below, sides, and front. E-fence protects equipment from damage and reduces fines related to zoning or underground utility damage. Automatic boundaries even help prevent operator fatigue by reducing overswinging and digging.



LOWER MAINTENANCE COSTS UP TO 20%

With extended maintenance intervals, you get more done at a lower cost compared to the 336F. Consolidated filter locations make service faster. Hydraulic, air, and fuel tank filters have increased capacity and longer life.


KEY MAINTENANCE COST REDUCTIONS INCLUDE:

- + Consolidated filter locations to reduce service time.
- + Oil and fuel filters with extended maintenance intervals.
- + Improved hydraulic filter with higher dirt holding capacity.
- + Advanced air filter with double the dust holding capacity of the previous filter.



WHAT WILL YOU DO WITH YOUR SAVINGS?

REPLACE **50 FEWER FILTERS** OVER 12,000 HOURS OF OPERATION.



THAT SAVES YOU **UP TO 20%** IN MAINTENANCE COSTS*



*SOURCE: INTERNAL NEXT GENERATION PRODUCT SUPPORT MAINTENANCE COST COMPARISON

INCREASE YOUR PRODUCTIVITY AND PROFIT WITH CAT ATTACHMENTS

You can easily expand the performance of your machine by utilizing any of the variety of Cat Attachments. Each Cat Attachment is designed to fit the weight and horsepower of Cat Excavators for improved performance, safety, and stability.

BUCKETS



SEVERE DUTY BUCKETS



HYDRAULIC HAMMERS




PREVENT HAMMER WEAR AND TEAR

Turn on through the monitor and the hammer will automatically stop after 30 seconds of continuous firing, preventing both tool and excavator from overworking.

MULTI-PROCESSORS



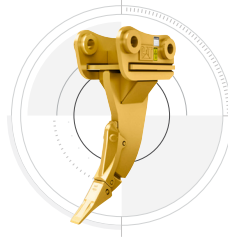
QUICK COUPLERS



SKELETON BUCKETS



RIPPERS



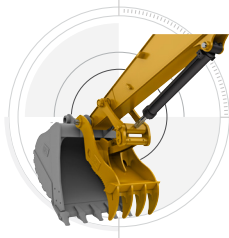
SECONDARY PULVERIZERS



SHEARS



THUMBS



GRAPPLES



ATTACHMENT TRACKING MADE EASY

The Cat PL161 Attachment Locator is a Bluetooth device that makes finding your attachments and other gear quick and easy. The excavator's onboard Bluetooth reader or Cat App on your phone will locate the device automatically.



Save more time and energy with the available work tool recognition feature. A simple shake of the attached tool confirms its identity; it also ensures all the attachment settings are correct so you can get to work quickly and efficiently.

TECHNICAL SPECIFICATIONS

See *cat.com* for complete specifications.

ENGINE	
Engine Model	C9.3B
Engine Power – ISO 9249	232 kW
Engine Power – ISO 14396	234 kW
Bore	115 mm
Stroke	149 mm
Displacement	9.3 L
HYDRAULIC SYSTEM	
Main System – Maximum Flow – Implement	558 L/min (279 × 2 pumps)
Maximum Pressure – Equipment – Implement	35 000 kPa
Maximum Pressure – Travel	35 000 kPa
Maximum Pressure – Swing	29 400 kPa
SWING MECHANISM	
Swing Speed	8.75 rpm
Maximum Swing Torque	144 kN·m
WEIGHTS	
Operating Weight	35 900 kg
Reach boom, R3.2DB stick, GDX 1.5 m ³ bucket, 700 mm triple grouser shoes, 6.8 t counterweight.	
SERVICE REFILL CAPACITIES	
Fuel Tank Capacity	600 L
Cooling System	40 L
Engine Oil (with filter)	32 L
Swing Drive (each)	18 L
Final Drive (each)	8 L
Hydraulic System (including tank)	373 L
Hydraulic Tank	161 L
DEF Tank	80 L

DIMENSIONS	
Boom	Reach Boom 6.5 m
Stick	Reach Stick 3.2 m
Bucket	1.5 m³
Shipping Height (top of cab)	3170 mm
Handrail Height	3160 mm
Shipping Length	11 150 mm
Tail Swing Radius	3530 mm
Counterweight Clearance	1250 mm
Ground Clearance	510 mm
Track Length to Center of Rollers	4040 mm
Track Gauge – Long Undercarriage	2590 mm
Transport Width – 700 mm Shoes	3290 mm
WORKING RANGES AND FORCES	
Boom	Reach Boom 6.5 m
Stick	Reach Stick 3.2 m
Bucket	1.5 m³
Maximum Digging Depth	7410 mm
Maximum Reach at Ground Level	10 940 mm
Maximum Cutting Height	10 290 mm
Maximum Loading Height	7190 mm
Minimum Loading Height	2690 mm
Maximum Depth Cut for 2240 mm Level Bottom	7240 mm
Maximum Vertical Wall Digging Depth	6130 mm
Bucket Digging Force (ISO)	223 kN
Stick Digging Force (ISO)	169 kN



オフロード法2014年
基準適合

STANDARD & OPTIONAL EQUIPMENT

Standard and optional equipment may vary. Consult your Cat dealer for details.

CAB	STANDARD	OPTIONAL
ROPS, sound suppression	•	
High-resolution 10 inch LCD touchscreen monitor	•	
Heated seat with air-adjustable suspension (<i>Deluxe only</i>)	•	
Heated and cooled seat with automatic adjustable suspension (<i>Premium only</i>)	•	
ENGINE	STANDARD	OPTIONAL
Cold start block heaters		•
Three selectable modes: Power, Smart, Eco	•	
Automatic engine speed control	•	
52° C high-ambient cooling capacity	•	
Hydraulic reverse fan		•
-18° C cold start capability	•	
-32° C cold start capability		•
Double element air filter with integrated precleaner	•	
Remote disable	•	
HYDRAULIC SYSTEM	STANDARD	OPTIONAL
SmartBoom™		•
Boom and stick regeneration circuit	•	
Electronic main control valve	•	
Automatic hydraulic oil warm up	•	
Combined two-way auxiliary circuit		•
Medium-pressure auxiliary circuit		•
Quick coupler circuit for Cat Pin Grabber and CW Dedicated		•
UNDERCARRIAGE AND STRUCTURES	STANDARD	OPTIONAL
Long undercarriage		•
Long Narrow undercarriage		•
Towing eye on base frame	•	
6.8 t counterweight		•
7.56 t counterweight		•
600 mm triple grouser track shoes		•
600 mm triple grouser heavy duty track shoes		•
600 mm double grouser track shoes		•
700 mm triple grouser track shoes		•
800 mm triple grouser track shoes		•
800 mm triple grouser heavy duty track shoes		•
850 mm triple grouser track shoes		•

BOOMS AND STICKS	STANDARD	OPTIONAL
6.18 m Mass boom		•
6.5 m Reach boom		•
6.5 m HD Reach boom		•
2.55 m stick		•
2.8 m stick		•
3.2 m stick		•
3.2 m HD stick		•
3.9 m stick		•
3.9 m HD stick		•
ELECTRICAL SYSTEM	STANDARD	OPTIONAL
Maintenance-free 1,000 CCA batteries (x2)	•	
Centralized electrical disconnect switch	•	
LED chassis light, LH and RH boom lights, cab lights	•	
CAT TECHNOLOGY	STANDARD	OPTIONAL
Cat Product Link	•	
Cat GRADE with 2D	•	
Cat GRADE with Advanced 2D		•
Cat GRADE with 3D		•
Cat GRADE with Assist	•	
Cat PAYLOAD	•	
Cat E-Fence	•	
Auto Dig Boost	•	
Remote Services capability	•	
SERVICE AND MAINTENANCE	STANDARD	OPTIONAL
Grouped location of engine oil and fuel filters	•	
Scheduled Oil Sampling (S-O-S SM) ports	•	
Preventative maintenance ready		•
Electric refueling pump		•
SAFETY AND SECURITY	STANDARD	OPTIONAL
Caterpillar One Key security system	•	
Lockable external tool/storage box	•	
Lockable door, fuel, and hydraulic tank locks	•	
Lockable fuel drain compartment	•	
Service platform with anti-skid plate and recessed bolts	•	
RH handrail and hand hold	•	
Signaling/warning horn	•	
Ground-level secondary engine shutoff switch	•	
Rear and right-hand-sideview cameras	•	
Boom lowering check valve		•
Stick lowering check valve		•
360° visibility		•
Cat Command remote control		•

Not all features are available in all regions. Please check with your local Cat dealer for specific offering availability in your area.

For additional information, refer to the Technical Specifications brochures for the 336 GC and 336 models available at www.cat.com or your Cat dealer.

For more complete information on Cat products, dealer services and industry solutions, visit us on the web at www.cat.com

© 2020 Caterpillar. All Rights Reserved.

VisionLink is a trademark of Trimble Navigation Limited, registered in the United States and in other countries.

Materials and specifications are subject to change without notice. Featured machines in photos may include additional equipment. See your Cat dealer for available options.

CAT, CATERPILLAR, LET'S DO THE WORK, their respective logos, "Caterpillar Corporate Yellow", the "Power Edge" and Cat "Modern Hex" trade dress as well as corporate and product identity used herein, are trademarks of Caterpillar and may not be used without permission.
www.cat.com www.caterpillar.com

AEXQ2382-03
Replaces AEXQ2382-02
Build Number: 07C
(Japan)

