



330

Hydraulic Excavator

Technical Specifications

Configurations and features may vary by region. Please consult your Cat® dealer for availability in your area.

Table of Contents

Specifications	2
Engine	2
Swing Mechanism	2
Weights	2
Track	2
Drive	2
Hydraulic System	2
Service Refill Capacities	2
Standards	2
Sound Performance	2
Operating Weights and Ground Pressures	3
Major Component Weights	3
Dimensions	4
Working Ranges and Forces	5
HD Reach Boom Lift Capacities	6
Mass Boom Lift Capacities	6
Bucket Specifications and Compatibility	7
Attachments Offering Guide	7
Standard and Optional Equipment	8
Cab Options	10
Dealer Installed Kits and Attachments	11
330 Environmental Declaration	12

330 Hydraulic Excavator Specifications

Engine

Engine Model	Cat® C7.1	
Net Power		
ISO 9249	203.7 kW	273 hp
ISO 9249 (DIN)	277 hp (metric)	
Engine Power		
ISO 14396	205 kW	275 hp
ISO 14396 (DIN)	279 hp (metric)	
Bore	105 mm	4 in
Stroke	135 mm	5 in
Displacement	7.01 L	428 in ³
Biodiesel capability	Up to B20 ⁽¹⁾	

- Meets U.S. EPA Tier 4 Final, EU Stage V, Korea Stage V, and Japan 2014 emission standards.
- Recommended for use up to 4500 m (14,760 ft) altitude with engine power derate above 3000 m (9,840 ft).
- Advertised power is tested per the specified standard in effect at the time of manufacture.
- Net power advertised is the power available at the flywheel when the engine is equipped with fan, air intake system, exhaust system and alternator.
- Engine speed at 2,200 rpm.

⁽¹⁾Cat diesel engines are required to use ULSD (ultra-low sulfur diesel fuel with 15 ppm of sulfur or less) or ULSD blended with the following lower-carbon intensity fuels** up to:

- ✓ 20% biodiesel FAME (fatty acid methyl ester)*
- ✓ 100% renewable diesel, HVO (hydrogenated vegetable oil) and GTL (gas-to-liquid) fuels

Refer to guidelines for successful application. Please consult your Cat dealer or “Caterpillar Machine Fluids Recommendations” (SEBU6250) for details.

**Engines with no aftertreatment devices can use higher blends, up to 100% biodiesel (for use of blends higher than 20% biodiesel, consult your Cat dealer).*

***Tailpipe greenhouse gas emissions from lower-carbon intensity fuels are essentially the same as traditional fuels.*

Swing Mechanism

Swing Speed	11.5 rpm	
Maximum Swing Torque	110 kN·m	81,132 lbf·ft

Weights

Operating Weight	31 000 kg	68,400 lb
------------------	-----------	-----------

- Long undercarriage, HD Reach boom, R3.2 m (10'6") HD stick, Heavy Duty (HD) 1.76 m³ (2.30 yd³) bucket, 600 mm (24") double grouser shoes and 6700 kg (14,770 lb) counterweight.

Track

Track Shoes Width	600 mm	24 in
Number of Shoes (each side)	50	
Number of Track Rollers (each side)	9	
Number of Carrier Rollers (each side)	2	

Drive

Gradeability	35°/70%	
Maximum Travel Speed	5.3 km/h	3.3 mph
Maximum Drawbar Pull	248 kN	55,753 lbf

Hydraulic System

Main System – Maximum Flow – Implement	560 L/min (280 × 2 pumps)	148 gal/min (74 × 2 pumps)
Maximum Pressure – Equipment – Normal	35 000 kPa	5,075 psi
Maximum Pressure – Equipment – Heavy Lift Mode/Auto Dig Boost	38 000 kPa	5,510 psi
Maximum Pressure – Travel	35 000 kPa	5,075 psi
Maximum Pressure – Swing	29 800 kPa	4,320 psi
Boom Cylinder – Bore	140 mm	6 in
Boom Cylinder – Stroke	1407 mm	55 in
Stick Cylinder – Bore	150 mm	6 in
Stick Cylinder – Stroke	1646 mm	65 in
Bucket Cylinder – Bore	135 mm	5 in
Bucket Cylinder – Stroke	1156 mm	46 in

Service Refill Capacities

Fuel Tank Capacity	474 L	125.2 gal
Cooling System	25 L	6.6 gal
Engine Oil	25 L	6.6 gal
Swing Drive	10 L	2.6 gal
Final Drive (each)	5.5 L	1.5 gal
Hydraulic System (including tank)	310 L	81.9 gal
Hydraulic Tank	147 L	38.8 gal
Diesel Exhaust Fluid (DEF) Tank	41 L	10.8 gal

Standards

Brakes	ISO 10265:2008
Cab/Rollover Protective Structure (ROPS)	ISO 12117-2:2008
Operator Protective Guards (OPG) (optional)	ISO 10262:1998 Level II

Sound Performance

ISO 6395:2008 (external)	103 dB(A)
ISO 6396:2008 (inside cab)	70 dB(A)

- Hearing protection may be needed when operating with an open operator station and cab (when not properly maintained or doors/windows open) for extended periods or in a noisy environment.

330 Hydraulic Excavator Specifications

Operating Weights and Ground Pressures

	600 mm (24") Double Grouser Shoes	
	Weight kg (lb)	Ground Pressure kPa (psi)
Base Machine Configurations		
Base Frame with Track Rollers and Carrier Rollers		
6700 kg (14,770 lb) Counterweight + Long Undercarriage Base Machine		
HD Reach Boom + R3.2CB2 (10'6") HD Stick + 1.76 m ³ (2.30 yd ³) HD Bucket	31 000 (68,400)	59 (8.6)
Mass Boom + M2.5DB (8'2") Stick + 2.12 m ³ (2.77 yd ³) HD Bucket	31 400 (69,200)	60 (8.7)

All operating weights include a 90% fuel tank with 75 kg (165 lb) operator.

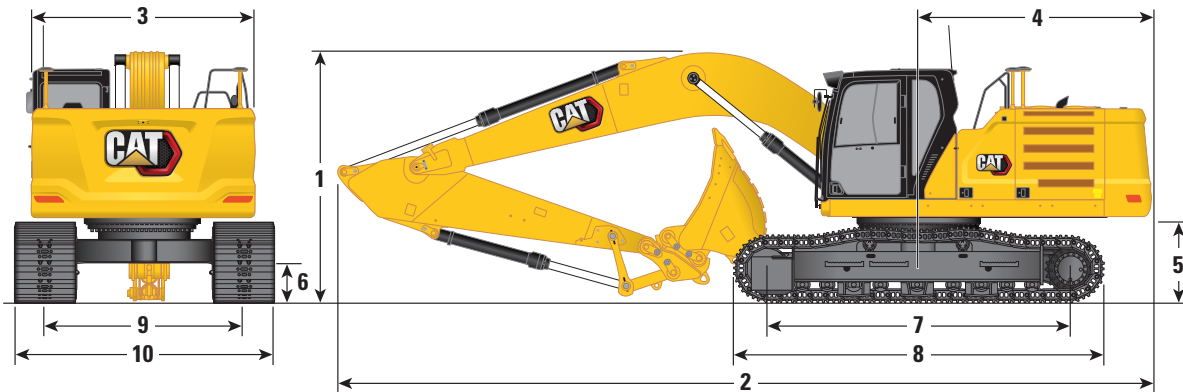
Major Component Weights

	kg	lb
Base machine (6700 kg [14,770 lb] counterweight, upper frame, long undercarriage with HD rollers and two boom cylinders) – does not include weight of 90% fuel tank and 75 kg (165 lb) operator.	21 200	46,700
Track Shoes:		
600 mm (24") Width, 14.5 mm (0.57") Thick, Double Grouser Track Shoes	3960	8,730
Two Boom Cylinders	490	1,080
Weight of 90% Fuel Tank and 75 kg (165 lb) Operator	460	1,010
Counterweight:		
6700 kg (14,770 lb) Counterweight	6700	14,770
Undercarriage (without track shoes):		
Long Undercarriage with HD Rollers	6700	14,800
Booms (including lines, pins, stick cylinder):		
HD Reach Boom 6.15 m (20'2")	2420	5,340
Mass Boom 5.55 m (18'2")	2390	5,270
Sticks (including lines, pins, bucket cylinder, bucket linkage):		
HD Reach Stick R3.2CB2 (10'6")	1610	3,550
Mass Stick M2.5DB (8'2") with Rebar	1710	3,770
Buckets (without linkage, with tips and side cutters):		
1.76 m ³ (2.30 yd ³) HD, CB Linkage	1350	2,980
2.12 m ³ (2.77 yd ³) HD, DB Linkage	1690	3,720
Quick Couplers (QC):		
Pin Grabber QC CB with Pins	530	1,170
Pin Grabber QC CB without Pins	500	1,100
Dedicated QC	430	950

330 Hydraulic Excavator Specifications

Dimensions

All dimensions are approximate and may vary depending on bucket selection.



Boom Options

HD Reach Boom
6.15 m (20'2")

Mass Boom
5.55 m (18'2")

Stick Options

HD Reach Stick
R3.2CB2 (10'6")

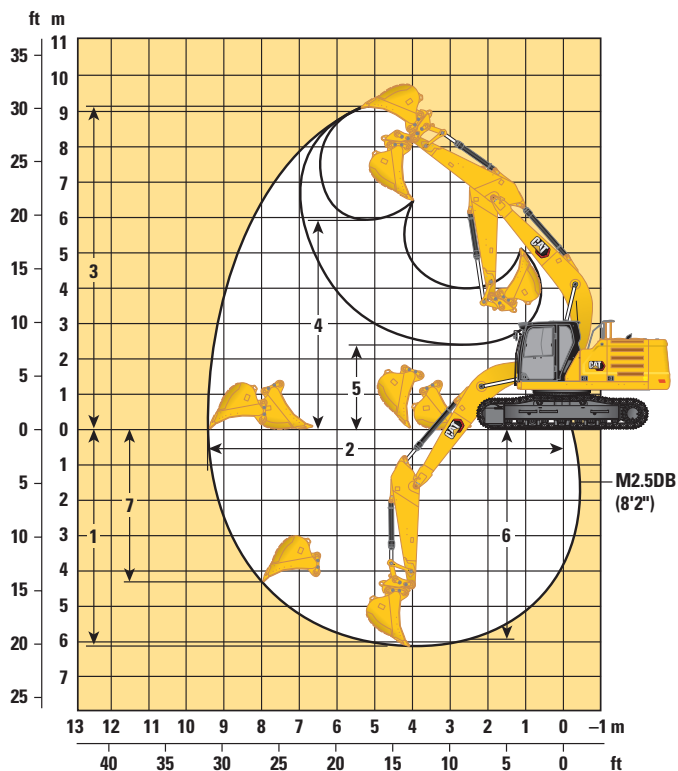
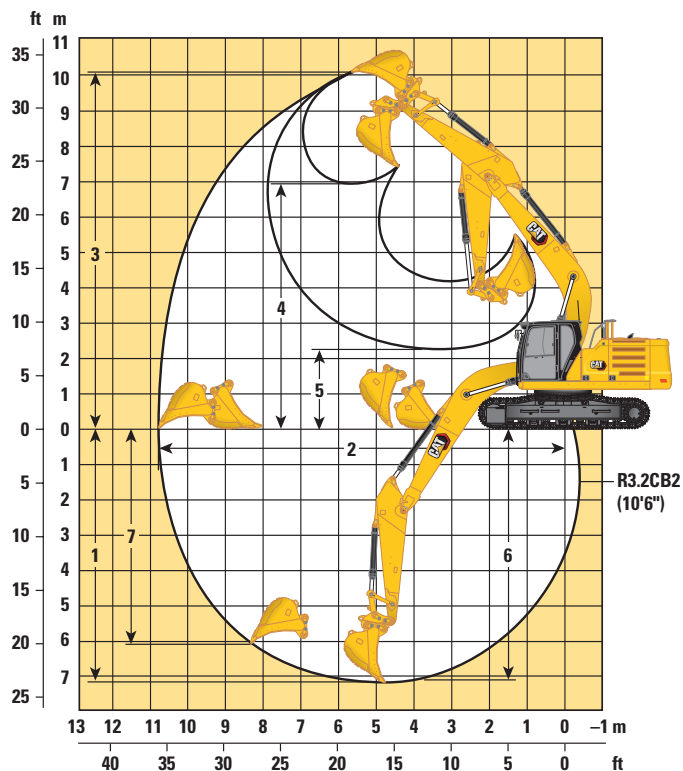
Mass Stick
M2.5DB (8'2")

	HD Reach Boom 6.15 m (20'2")	HD Reach Stick R3.2CB2 (10'6")	Mass Boom 5.55 m (18'2")	Mass Stick M2.5DB (8'2")
1 Machine Height:				
Cab Height	3060 mm	10'0"	3060 mm	10'0"
Top of GNSS Antenna Height (if installed)	3080 mm	10'1"	3080 mm	10'1"
OPG Height	3200 mm	10'6"	3200 mm	10'6"
Handrail Height	3060 mm	10'0"	3060 mm	10'0"
With Boom/Stick/Bucket Installed	3400 mm	11'2"	3520 mm	11'7"
With Boom/Stick Installed	3380 mm	11'1"	3430 mm	11'3"
With Boom Installed	3060 mm	10'0"	3060 mm	10'0"
2 Machine Length:				
With Boom/Stick/Bucket Installed	10 420 mm	34'2"	9870 mm	32'5"
With Boom/Stick Installed	10 420 mm	34'2"	9850 mm	32'4"
With Boom Installed	9230 mm	30'3"	8600 mm	28'3"
3 Upperframe Width	2940 mm	9'8"	2940 mm	9'8"
4 Tail Swing Radius	3130 mm	10'3"	3130 mm	10'3"
5 Counterweight Clearance	1120 mm	3'8"	1120 mm	3'8"
6 Ground Clearance	490 mm	1'7"	490 mm	1'7"
7 Length to Center of Rollers	3990 mm	13'1"	3990 mm	13'1"
8 Track Length	4860 mm	15'11"	4860 mm	15'11"
9 Track Gauge	2590 mm	8'6"	2590 mm	8'6"
10 Undercarriage Width				
600 mm (24") Shoes	3190 mm	10'6"	3190 mm	10'6"
Bucket Type	HD		HD	
Bucket Capacity	1.76 m ³	2.30 yd ³	2.12 m ³	2.77 yd ³
Bucket Tip Radius	1660 mm	5'5"	1796 mm	5'11"

330 Hydraulic Excavator Specifications

Working Ranges and Forces

All dimensions are approximate and may vary depending on bucket selection.



Boom Options

HD Reach Boom
6.15 m (20'2")

Mass Boom
5.55 m (18'2")

Stick Options

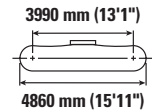
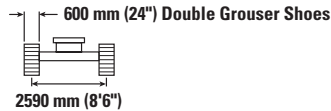
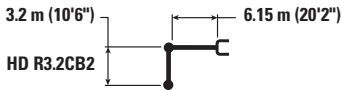
HD Reach Stick
R3.2CB2 (10'6")

Mass Stick
M2.5DB (8'2")

1 Maximum Digging Depth	7240 mm	23'9"	6140 mm	20'2"
2 Maximum Reach at Ground Line	10 680 mm	35'0"	9480 mm	31'1"
3 Maximum Cutting Height	10 030 mm	32'11"	9160 mm	30'1"
4 Maximum Loading Height	6950 mm	22'10"	5960 mm	19'7"
5 Minimum Loading Height	2300 mm	7'7"	2430 mm	8'0"
6 Maximum Depth Cut for 2440 mm (8 ft) Level Bottom	7090 mm	23'3"	5950 mm	19'6"
7 Maximum Vertical Wall Digging Depth	6010 mm	19'9"	4330 mm	14'2"
Bucket Digging Force (ISO)	179 kN	40,240 lbf	211 kN	47,430 lbf
Stick Digging Force (ISO)	126 kN	28,330 lbf	153 kN	34,400 lbf
Bucket Digging Force (ISO) – Auto Dig Boost	189 kN	42,480 lbf	—	—
Stick Digging Force (ISO) – Auto Dig Boost	133 kN	29,900 lbf	—	—
Bucket Type	HD		HD	
Bucket Capacity	1.76 m ³	2.30 yd ³	2.12 m ³	2.77 yd ³
Bucket Tip Radius	1660 mm	5'5"	1796 mm	5'11"

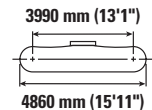
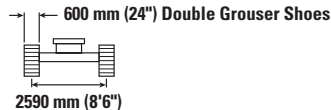
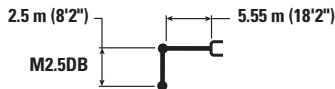
330 Hydraulic Excavator Specifications

HD Reach Boom Lift Capacities – Counterweight: 6700 kg (14,770 lb) – without Bucket, Heavy Lift: On



		1500 mm/60 in		3000 mm/120 in		4500 mm/180 in		6000 mm/240 in		7500 mm/300 in		9000 mm/360 in		mm in		
7500 mm 300 in	kg lb													*5550 *12,300	*5550 *12,300	7280 290
6000 mm 240 in	kg lb								*7800 *16,600	6250 13,400				*5300 *11,650	*5300 *11,650	8240 330
4500 mm 180 in	kg lb							*9150 *19,800	8600 18,500	*8250 *18,000	6100 13,100			*5250 *11,550	4700 10,400	8830 350
3000 mm 120 in	kg lb					*14 050 *30,250	12 500 26,900	*10 650 *23,050	8200 17,650	*9000 *19,600	5900 12,700	*6450 4500		*5400 *11,850	4400 9,650	9140 360
1500 mm 60 in	kg lb					*16 800 *36,200	11 750 25,300	*12 100 *26,200	7800 16,850	8900 19,150	5700 12,300	6800 *13,550	4400 9,450	*5750 *12,600	4250 9,400	9190 370
0 mm 0 in	kg lb					*18 050 *39,000	11 350 24,450	12 250 26,300	7550 16,300	8750 18,800	5550 12,000			*6300 *13,900	4350 9,550	8990 360
-1500 mm -60 in	kg lb	*6900 *15,450	*6900 *15,450	*10 900 *24,700	*10 900 *24,700	*18 000 *39,000	11 300 24,250	12 100 26,000	7450 16,050	8650 18,650	5500 11,850			7250 16,000	4650 10,250	8520 340
-3000 mm -120 in	kg lb	*12 450 *27,900	*12 450 *27,900	*17 600 *40,000	*17 600 *40,000	*16 900 *36,550	11 350 24,400	12 100 26,050	7450 16,100	8700 18,800	5550 11,950			8350 18,550	5350 11,800	7730 310
-4500 mm -180 in	kg lb			*19 550 *42,100	*19 550 *42,100	*14 350 *30,800	11 600 24,950	*10 600 *22,450	7650 16,550					*9300 *20,500	6900 15,450	6510 260

Mass Boom Lift Capacities – Counterweight: 6700 kg (14,770 lb) – without Bucket, Heavy Lift: On



		3000 mm/120 in		4500 mm/180 in		6000 mm/240 in		7500 mm/300 in		mm in		
7500 mm 300 in	kg lb									*8600 *19,150	*8600 *19,150	5510 220
6000 mm 240 in	kg lb					*9650 *21,150	8700 18,750			*8000 *17,650	7250 16,200	6720 270
4500 mm 180 in	kg lb			*12 250 *26,450	*12 250 *26,450	*10 400 *22,600	8500 18,300			*7950 *17,500	6100 13,450	7440 300
3000 mm 120 in	kg lb			*15 200 *32,700	12 500 26,950	*11 650 *25,250	8200 17,600	9100 19,550	5900 12,650	*8300 *18,200	5550 12,200	7810 310
1500 mm 60 in	kg lb			*17 550 *37,900	11 850 25,550	12 600 27,050	7850 16,950	8950 19,200	5750 12,350	8350 18,350	5350 11,800	7870 310
0 mm 0 in	kg lb			*18 400 *39,800	11 600 24,900	12 350 26,550	7650 16,500	8850 19,050	5650 12,200	8650 19,000	5550 12,150	7630 300
-1500 mm -60 in	kg lb	*17 850 *40,600	*17 850 *40,600	*17 750 *38,450	11 550 24,800	12 300 26,450	7600 16,400			9650 21,250	6100 13,500	7070 280
-3000 mm -120 in	kg lb	*21 150 *45,750	*21 150 *45,750	*15 500 *33,450	11 700 25,150	*11 200 7750				*10 900 *24,000	7600 16,900	6100 240



ISO 10567:2007



* Indicates that the load is limited by hydraulic lifting capacity rather than tipping load. The above loads are in compliance with hydraulic excavator lift capacity standard ISO 10567:2007. They do not exceed 87% of hydraulic lifting capacity or 75% of tipping load. Weight of all lifting accessories must be deducted from the above lifting capacities. Lifting capacities are based on the machine standing on a firm, uniform supporting surface. The use of a work tool attachment point to handle/lift objects, could affect the machine lift performance.

Lift capacity stays with ±5% for all available track shoes.

Always refer to the appropriate Operation and Maintenance Manual for specific product information.

330 Hydraulic Excavator Specifications

Bucket Specifications and Compatibility

	Linkage	Width		Capacity		Weight		Fill %	HD Reach Boom HD R3.2 (10'6")	Mass Boom M2.5 (8'2")
		mm	in	m ³	yd ³	kg	lb			
Pin-On (No Quick Coupler)										
Heavy Duty	CB	1450	57	1.60	2.09	1274	2,809	100	⊙	
	CB	1650	66	1.90	2.49	1369	3,019	100	⊖	
	CB	1750	69	2.00	2.62	1397	3,081	100	⊖	
Heavy Duty	CB	1250	49	1.33	1.74	1158	2,554	100	●	
	CB	1400	55	1.54	2.02	1263	2,784	100	●	
	CB	1500	60	1.76	2.30	1391	3,067	100	⊙	
Heavy Duty	DB	1500	61	1.88	2.46	1633	3,601	100		●
	DB	1650	67	2.12	2.77	1731	3,817	100		⊖
Extreme Duty	DB	1400	56	1.64	2.14	1892	4,171	90		●
Maximum load with pin-on (payload + bucket)								kg	4450	5795
								lb	9,811	12,919
With Pin Grabber Quick Coupler										
Heavy Duty	CB	1450	57	1.60	2.09	1274	2,809	100	⊖	
	CB	1650	66	1.90	2.49	1369	3,019	100	○	
	CB	1750	69	2.00	2.62	1397	3,081	100	○	
Heavy Duty	CB	1250	49	1.33	1.74	1158	2,554	100	●	
	CB	1400	55	1.54	2.02	1263	2,784	100	⊙	
	CB	1500	60	1.76	2.30	1391	3,067	100	⊖	
Heavy Duty	DB	1500	61	1.88	2.46	1633	3,601	100		⊙
	DB	1650	67	2.12	2.77	1731	3,817	100		⊖
Extreme Duty	DB	1400	56	1.64	2.14	1892	4,171	90		●
Maximum load with coupler (payload + bucket)								kg	3924	5269
								lb	8,650	11,616

The above loads are in compliance with hydraulic excavator standard EN474-5:2006+A3:2013, they do not exceed 87% of hydraulic lifting capacity or 75% of tipping capacity with front linkage fully extended at ground line with bucket curled. Capacity based on ISO 7451:2007. Bucket weight with General Duty tips.

Maximum Material Density:

- 2100 kg/m³ (3,500 lb/yd³)
- ⊙ 1800 kg/m³ (3,000 lb/yd³)
- ⊖ 1500 kg/m³ (2,500 lb/yd³)
- 1200 kg/m³ (2,000 lb/yd³)

Caterpillar recommends using appropriate work tools to maximize the value customers receive from our products. Use of work tools, including buckets, which are outside of Caterpillar's recommendations or specifications for weight, dimensions, flows, pressures, etc. may result in less-than-optimal performance, including but not limited to reductions in production, stability, reliability, and component durability. Improper use of a work tool resulting in sweeping, prying, twisting and/or catching of heavy loads will reduce the life of the boom and stick.

Attachments Offering Guide

Not all Attachments are available in all regions. Consult your Cat dealer for configurations available in your region.

Match No Match

PIN-ON ATTACHMENTS

Boom Types		HD Reach Boom	Mass Boom
Stick Lengths		HD R3.2 (10'6")	M2.5 (8'2")
Hydraulic Hammers	H130 GC	✓	✓
	H130 GC S	✓	✓
	H140 GC	✓	✓
	H140 GC S	✓	✓
	H160 GC	✓	✓
	H160 GC S	✓	✓
Rotary Cutters	RC20	✓	✓
	RC30	✓	✓

330 Standard and Optional Equipment

Standard and Optional Equipment

Standard and optional equipment may vary. Consult your Cat dealer for details.

	Standard	Optional		Standard	Optional
CAT TECHNOLOGY			ENGINE		
VisionLink®	✓*		Cat® C7.1 twin turbo diesel engine	✓	
VisionLink Productivity		✓	Three selectable modes: Power, Smart, Eco	✓	
Remote Flash	✓		Automatic engine speed control	✓	
Remote Troubleshoot	✓		Automatic engine idle-shutdown	✓	
Cat Grade Connectivity		✓	4500 m (14,760 ft) altitude capability with engine power derate above 3000 m (9,840 ft)	✓	
Compatibility with radios and base stations from Trimble, Topcon, and Leica	✓		50° C (122° F) high-ambient cooling capability with derate	✓	
Capability to install 3D grade systems from Trimble, Topcon, and Leica	✓		-18° C (0° F) cold start capability	✓	
Cat Grade 2D	✓		-32° C (-25° F) cold start capability		✓
Cat Grade 2D with Attachment Ready Option (ARO)		✓	Cold start block heaters		✓
Cat Grade 3D single GNSS		✓	2 × 115 amp dual alternator	✓	
Cat Grade 3D dual GNSS		✓	Sealed double element air filter with integrated pre-cleaner	✓	
Laser catcher		✓	Two-stage fuel filtration with water separator and indicator	✓	
Cat Assist:	✓		Electric fuel priming pump	✓	
– Grade Assist			Electric cooling fans with auto-reverse function	✓	
– Boom Assist			HYDRAULIC SYSTEM		
– Bucket Assist			Electronic main control valve	✓	
– Swing Assist			Electric boom regeneration circuit	✓	
– Lift Assist			Stick regeneration circuit	✓	
Cat Payload:	✓		Automatic hydraulic oil warm up	✓	
– Static weigh			Automatic two-speed travel	✓	
– Semiautomatic calibration			Boom and stick drift reduction valve	✓	
– Payload/cycle information			Auto Dig Boost	✓	
– USB reporting capability			Auto heavy lift	✓	
Work tool recognition (PL161)	✓		High performance hydraulic return filter	✓	
Work tool tracking (PL161)	✓		Final drive with bio hydraulic oil capable travel motor	✓	
Cat Tilt Rotator (TRS) Integration		✓	Fine swing control	✓	
Operator Coaching		✓	Hammer return filter		✓
			Tool Control (two pump, one/two way high-pressure flow)		✓
			Medium-pressure circuit		✓
			Hydraulic efficiency monitoring		✓
			Common Quick Coupler Circuit for Cat Pin Grabber and CW Dedicated		✓

*Connect subscription only. Additional subscriptions are available. Contact your Cat dealer for availability.

(continued on next page)

Standard and Optional Equipment *(continued)*

Standard and optional equipment may vary. Consult your Cat dealer for details.

	Standard	Optional		Standard	Optional
BOOMS, STICKS AND LINKAGES			SERVICE AND MAINTENANCE		
6.15 m (20'2") HD Reach boom		✓	Grouped location of engine oil and fuel filters	✓	
5.55 m (18'2") Mass boom		✓	Ground-level second dipstick for engine oil	✓	
3.2 m (10'6") HD Reach stick		✓	Side entry to service platform	✓	
2.5 m (8'2") Mass stick		✓	Scheduled Oil Sampling (S-O-S SM) ports	✓	
Bucket Linkage, CB2 family with lifting eye, Cat Grade		✓	QuickEvac™ maintenance ready		✓
Bucket Linkage, DB family with lifting eye, Cat Grade		✓	Electric refueling pump with automatic shutoff		✓
UNDERCARRIAGE AND STRUCTURES			Radiator screen		✓
Full-length track guiding guards		✓	Integrated vehicle health management system	✓	
Segmented track guiding guards	✓		SAFETY AND SECURITY		
Swivel guard		✓	Cat Command (remote control)		✓
Bottom guards	✓		2D E-Fence:	✓	
HD bottom guards		✓	– E-ceiling		
Travel motor guards	✓		– E-floor		
HD travel motor guards		✓	– E-swing		
Grease lubricated track	✓		– E-wall		
Base frame with HD rollers	✓		– E-cab avoidance		
Tie-down points on base frame	✓		Auto hammer stop	✓	
6700 kg (14,770 lb) counterweight	✓		Rearview camera	✓	
600 mm (24") triple grouser track shoes		✓	Right-hand-sideview camera	✓	
600 mm (24") double grouser track shoes		✓	360° visibility		✓
800 mm (31") triple grouser track shoes		✓	Secure start with PIN code	✓	
ELECTRICAL SYSTEM			Caterpillar One Key security system	✓	
Maintenance-free 1,000 CCA batteries (×2)	✓		Lockable external tool/storage box	✓	
Programmable time delay LED working lights	✓		Lockable door, fuel, and hydraulic tank locks	✓	
Centralized electrical disconnect switch	✓		Lockable fuel drain compartment	✓	
LED chassis light, Left Hand (LH) and Right Hand (RH) boom lights, cab lights	✓		Service platform with anti-skid plate and recessed bolts	✓	
Premium surround lighting package		✓	RH handrail and hand hold	✓	
			Cab mirror for RH track edge	✓	
			Signaling/warning horn	✓	
			Swing alarm		✓
			Ground-level secondary engine shutoff switch in cab	✓	
			Lockable disconnect switch	✓	
			Hydraulic lock out lever that neutralizes all controls	✓	
			Travel alarm	✓	
			Inspection lighting		✓

330 Cab Options

Cab Options

	Comfort	Deluxe
ROPS	●	●
High-resolution 203 mm (8") LCD touchscreen monitor	●	X
High-resolution 254 mm (10") LCD touchscreen monitor	○	●
Auto bi-level air conditioner	●	●
Jog dial and shortcut keys for monitor control	●	●
Keyless push-to-start engine control	●	●
Height-adjustable console	X	●
Height-adjustable console, three steps with tool	●	X
Tilt-up left-side console	X	●
Fixed left-side console	●	X
Mechanical-suspension seat	●	X
Heated air-suspension seat	X	●
51 mm (2") seat belt	●	●
Monitor integrated Bluetooth® radio with USB/Auxiliary ports	●	●
12V DC outlets	●	●
Document storage	●	●
Overhead storage and rear storage with nets	X	●
Beverage holder	●	●
Cup holder	●	●
Openable two-piece front window	●	●
Rear window emergency exit	●	●
Radial wiper with washer	●	●
Openable polycarbonate skylight hatch	X	●
Openable steel hatch	●	X
LED dome light	●	●
Roof sunscreen	X	●
Roller front sunscreen	●	●
Roller rear sunscreen	○	○
Washable floor mat	●	●
Beacon ready	●	●

- Standard
- Optional
- X Not available

Dealer Installed Kits and Attachments

Attachments may vary. Consult your Cat dealer for details.

CAB

- RH electrical pedal (two-way) for tool control
- Radial lower wiper for two piece (70/30) windshield, with washer
- Rain protector plus cab light cover
- Retractable 75 mm (3") seat belt

SAFETY AND SECURITY

- Cat Detect – People Detection
- Cat Command – Remote control kit
- Seat belt indicator
- Bluetooth receiver
- Bluetooth key fob

GUARDS

- Side rubber bumper guard
- Operator Protective Guards (not compatible with cab light cover, rain protector)
- Mesh guard full front (not compatible with cab light cover, rain protector)
- Full protecting vandalism guard (not compatible with cab light cover, rain protector)

ELECTRICAL

- Jump start wiring

SERVICE AND MAINTENANCE

- Grease gun holder

330 Environmental Declaration

The following information applies to the machine at the time of final manufacture as configured for sale in the regions covered in this document. The content of this declaration is valid as of the date issued; however, content related to machine features and specifications are subject to change without notice. For additional information, please see the machine's Operation and Maintenance Manual.

For more information on sustainability in action and our progress, please visit <https://www.caterpillar.com/en/company/sustainability>.

Engine

- The Cat® C7.1 engine meets U.S. EPA Tier 4 Final, EU Stage V, Korea Stage V, and Japan 2014 emission standards.
- Cat diesel engines are required to use ULSD (ultra-low sulfur diesel fuel with 15 ppm of sulfur or less) or ULSD blended with the following lower-carbon intensity fuels** up to:
 - ✓ 20% biodiesel FAME (fatty acid methyl ester)*
 - ✓ 100% renewable diesel, HVO (hydrogenated vegetable oil) and GTL (gas-to-liquid) fuels

Refer to guidelines for successful application. Please consult your Cat dealer or "Caterpillar Machine Fluids Recommendations" (SEBU6250) for details.

**Engines with no aftertreatment devices can use higher blends, up to 100% biodiesel (for use of blends higher than 20% biodiesel, consult your Cat dealer).*

***Tailpipe greenhouse gas emissions from lower-carbon intensity fuels are essentially the same as traditional fuels.*

Air Conditioning System

- The air conditioning system on this machine contains the fluorinated greenhouse gas refrigerant R134a (Global Warming Potential = 1430). The system contains 0.85 kg (1.9 lb) of refrigerant which has a CO₂ equivalent of 1.216 metric tonnes (1.340 tons).

Paint

- Based on best available knowledge, the maximum allowable concentration, measured in parts per million (PPM), of the following heavy metals in paint are:
 - Barium < 0.01%
 - Cadmium < 0.01%
 - Chromium < 0.01%
 - Lead < 0.01%

Sound Performance

ISO 6395:2008 (external) – 103 dB(A)

ISO 6396:2008 (inside cab) – 70 dB(A)

- Hearing protection may be needed when operating with an open operator station and cab (when not properly maintained or doors/windows open) for extended periods or in a noisy environment.

Oils and Fluids

- Caterpillar factory fills with ethylene glycol coolants. Cat Diesel Engine Antifreeze/Coolant (DEAC) and Cat Extended Life Coolant (ELC) can be recycled. Consult your Cat dealer for more information.
- Cat Bio HYDO™ Advanced is an EU Ecolabel approved biodegradable hydraulic oil.
- Additional fluids are likely to be present, please consult the Operations and Maintenance Manual or the Application and Installation guide for complete fluid recommendations and maintenance intervals.

Features and Technology

- The following features and technology may contribute to fuel savings and/or carbon reduction. Features may vary. Consult your Cat dealer for details.
 - Advanced hydraulic systems balance power and efficiency
 - Smart mode matches machine power to digging requirements automatically
 - Eco mode minimizes fuel consumption for light applications
 - Increase operating efficiency up to 45% with standard Cat technologies
 - Cut maintenance costs with extended service intervals
 - Programmable high-efficiency cooling fans run only when needed
 - The latest hydraulic oil filter provides longer life with a 3,000-hour replacement interval

Recycling

- The materials included in machines are categorized as below with approximate weight percentage. Because of variations of product configurations, the following values in the table may vary.

Material Type	Weight Percentage
Steel	86.85%
Iron	4.63%
Nonferrous Metal	1.55%
Mixed Metal	0.07%
Mixed-Metal and Nonmetal	0.63%
Plastic	1.79%
Rubber	0.16%
Mixed Nonmetallic	0.23%
Fluid	3.12%
Other	0.96%
Uncategorized	0.00%
Total	100%

- A machine with higher recyclability rate will ensure more efficient usage of valuable natural resources and enhance End-of-Life value of the product. According to ISO 16714:2008 (Earthmoving machinery – Recyclability and recoverability – Terminology and calculation method), recyclability rate is defined as percentage by mass (mass fraction in percent) of the new machine potentially able to be recycled, reused or both.

All parts in the bill of material are first evaluated by component type based on a list of components defined by the ISO 16714:2008 and Japan CEMA (Construction Equipment Manufacturers Association) standards. Remaining parts are further evaluated for recyclability based on material type.

Because of variations of product configurations, the following value in the table may vary.

Recyclability – 97%

For more complete information on Cat products, dealer services, and industry solutions, visit us on the web at www.cat.com

© 2023 Caterpillar
All rights reserved

Materials and specifications are subject to change without notice. Featured machines in photos may include additional equipment. See your Cat dealer for available options.

CAT, CATERPILLAR, LET'S DO THE WORK, their respective logos, "Caterpillar Corporate Yellow," the "Power Edge" and Cat "Modern Hex" trade dress as well as corporate and product identity used herein, are trademarks of Caterpillar and may not be used without permission. VisionLink is a trademark of Caterpillar Inc., registered in the United States and in other countries.

AEXJ0083-06 (09-2023)
Replaces AEXJ0083-05
Build Number: 07F
(Korea)

