

740 GC

Articulated Truck



Engine

Engine Model – U.S. EPA Tier 4 Final/ EU Stage V	Cat® C15 ACERT™	
Gross Power – SAE J1995	337 kW	452 hp
Net Power – SAE J1349	327 kW	439 hp
Net Power – ISO 14396	333 kW	447 hp

The references to Tier 4 Final/Stage V include U.S. EPA Tier 4 Final, EU Stage V, Japan 2014 (Tier 4 Final), as well as Korea Tier 4 Final emission standards.

Weights

Rated Payload	36.3 tonnes	40 tons
---------------	-------------	---------

Body Capacities

Heaped SAE 2:1	22.7 m ³	29.7 yd ³
----------------	---------------------	----------------------

740 GC Articulated Truck Key Features

- *World-class cab and operator environment*
- *Advanced Productivity Electronic Control Strategy (APECS)*
- *Advanced Automatic Traction Control (AATC)*
- *Cat Connect – Cat Production Measurement, Product Link™/VisionLink®*
- *Combined hoist/transmission lever*
- *Economy mode*
- *Cat Detect with Stability Assist*
- *Automatic Retarder Control (ARC)*
- *Cab touchscreen display*
- *Assisted Hoisting Control*
- *Hill Assist*
- *Waiting brake*
- *Machine speed limiting*
- *All axle wet brakes*

Contents

Engine	4
Transmission	6
Automatic Features	7
Ease of Operation.....	8
Operator Environment.....	10
Suspension and Braking.....	11
Durability and Reliability.....	12
Integrated Technologies.....	13
Serviceability	14
Complete Customer Support.....	15
Sustainability	16
Safety	17
Specifications.....	18
Standard Equipment.....	24
Optional Equipment.....	25
Notes.....	26





The Cat 740 GC with a 22.7 m³ (29.7 yd³)/36.3 tonne (40 ton) capacity, offers reliability, durability and efficient performance, including the latest, world-class operator's station found on other Cat Articulated Trucks.

The 740 GC offers a highly efficient value proposition within the 40 ton AT size class. Automated, assisted and intuitive controls bring Safety and Ease of Operation to the forefront – helping reduce operator workload and training. Ideally matched to popular loading tools, the 740 GC is a productive machine in any fleet.

Engine

Optimized Performance, Proven Reliability





Every Tier 4 Final and Stage V Cat engine with ACERT Technology is equipped with a combination of proven electronic, fuel, air and aftertreatment components. The right technologies fine-tuned for the right applications result in:

- High machine performance across a variety of applications.
- Enhanced reliability through commonality and simplicity of design.
- Maximized uptime and reduced cost with world-class support from the Cat dealer network.
- Minimized impact of emission systems: designed to be transparent to the operator without requiring interaction.
- Durable designs with long life to overhaul.
- Delivering better fuel economy with minimized maintenance costs while providing the same great power and response.

Advanced Mechanical Electronic Unit Injector (MEUI™-C) Injector

Advanced MEUI-C injector platforms deliver increased injection pressures and more precise fuel rates. These durable injectors enhance responsiveness while controlling soot.

Innovative Air Management

All Cat engines feature innovative air-management systems that optimize airflow and enhance power, efficiency and reliability.

Cat NO_x Reduction System (NRS)

The NRS captures and cools a small quantity of exhaust gas, then routes it back into the combustion chamber where it drives down combustion temperatures and reduces NO_x emissions.

Aftertreatment Technologies

The aftertreatment solution utilized for Tier 4 Final and Stage V products is the next evolutionary step for Cat engines with ACERT Technology. To meet the additional 80 percent reduction in NO_x emissions required by Tier 4 Final and Stage V emission standards, Caterpillar engineers only needed to add one new system to the already proven aftertreatment solution in use, Selective Catalytic Reduction (SCR).

Diesel Exhaust Fluid (DEF)

Cat engines equipped with an SCR system inject Diesel Exhaust Fluid (DEF) into the exhaust to reduce NO_x emissions. DEF is a precisely mixed solution of 32.5 percent high purity chemical grade urea and 67.5 percent de-ionized water.

Engine Compression Brake

The engine compression brake improves retarding response and increases retarding power for controlled descent of grades.



Transmission

Class Leading Transmission Technology

The CX38B Cat High Density Power Shift (HDPS) nine-speed forward, two-speed reverse transmission, designed specifically for articulated trucks, features Advanced Productivity Electronic Control Strategy (APECS) and Electronic Clutch Pressure Control (ECPC) that deliver smooth gear changes with improved acceleration and higher productivity.

- Speed hold/limiting function allows the machine speed to be limited in 1 km/h or 1 mph steps to conform to site speed restrictions.
- Gearshifts are configured to maintain direct drive lock-up, and reduce dropping into converter drive. Decreasing the use of torque converter drive aids in maintaining ground speed and gradeability.
- Variable gearshift points are used based on the operating conditions, which also aid in maintaining ground speed during gear changes on grades.





Automatic Features

Ease of Use, Improved Performance

Advanced Automatic Traction Control (AATC)

Proactive application of the inter- and cross-axle differential locks is 'on-the-go' and fully automatic. The operator does not have to think about when and where to engage either diff lock. Sensors monitor the machine and wheel speeds, enabling instant response in high rolling resistance conditions. Operation is seamless and smooth, eliminating wheel slip for maximum traction and therefore productivity. Clutches are automatically disengaged when ground conditions allow, maximizing efficiency when steering or when on uneven ground. AATC reduces tire and driveline abuse, eliminating machine inefficiencies caused by improper manual operation of the differential clutches and reducing the cost of premature tire replacement.

Automatic Retarder Control (ARC)

Fully automatic retarder control removes the need for any operator interaction. As with AATC, a number of machine operating aspects are monitored. The system can help towards eliminating engine overspeed yet gives the flexibility of manual speed adjustment, if necessary.

Assisted Dumping System

Tipping of the dump body can be done automatically with the new Assisted Hoisting Control. Full manual control is also possible.

Hill Assist

Hill Assist reduces potential 'roll-back' on grades. If an operator stops the machine on a grade, when taking the operator's foot off the service brake pedal, the machine will automatically hold the service brakes to prevent machine from rolling backwards.

Waiting Brake

Waiting brake applies the service brakes when neutral gear is selected, allowing quick and easy control of the machine at the load or dump area.



Ease of Operation

Designed for Operators, by Operators

Control Layout

The new cab is designed to make all aspects of machine operation as simple as possible for every operator. The controls and gauges are easy to read and straightforward to use, allowing the operator to focus on safe machine operation while maintaining productivity.

Combined Hoist/Transmission Lever

Unique to Cat articulated trucks, the combined hoist/transmission lever provides easy, intuitive control of gears and hoist functions.

The new assisted hoist system gives improved control to the operator, allowing for faster cycle times and less control movements.

Offering both automatic and manual options, the system gives operators flexibility to choose their preferred method of control. When using the automatic system to tip a load, when flicking the switch to the 'raise' position, the machine neutralizes the transmission, applies the service brakes and hoists the body to maximum angle at the optimized engine rpm. When flicking the switch to the 'lower' position, the machine will automatically lower the body and place it in float. Both raise and lower functions feature automatic speed reduction and cushioning of the body at the limits of its movement, reducing forces that could otherwise cause shock loads.

Automatic use can reduce operator interactions by up to 50 percent, compared to the previous model, depending on the site tipping procedure. Also incorporated into the lever are waiting brake, transmission hold, machine speed limiter and parking brake selection. This gives operating a more automotive feel. No separate park brake switch is now needed; you just push the lever into park.



Dashboard

The newly styled and updated dash puts all controls within easy reach of the operator. It features LED illuminated rocker switches for easy use in all operating conditions. The fit and finish delivers an automotive feel with the industrial strength you would expect from Caterpillar.

Touchscreen Display

The updated touchscreen dash mounted display allows the operator to monitor and adjust various levels of machine performance and conditions, as well as machine warning categories. These include configuration settings, operator and machine totals, service information, various machine status parameters, machine payload information (when fitted), stability assist, and the video feed from the camera.

Bluetooth® Stereo Connectivity

Make and receive hands free calls via the optional Bluetooth equipped stereo with clearer quality due to the quieter cab and upgraded speakers.



Operator Environment

Improved Productivity with a Comfortable and Confident Operator

Spacious Two-Person Cab

The large open cab offers a comfortable working space for both the operator and an additional person (e.g. training purposes). The second seat is fully padded with a backrest and a wide, retractable seat belt for a secure and comfortable ride. Positioned adjacent to the operator, the forward facing seat gives the trainer a clear view of the instrument panel, controls and the road ahead.

Increased and Improved Storage

A new large side storage box is heated or cooled by the heating, ventilation, and air conditioning (HVAC) system depending on operator preference. New additional storage is now also available under the second seat. Twin cup holders and multiple storage spaces have also been introduced to help give operators an uncluttered workspace.

Air Suspension Seat

The new air suspension seat gives an increased range of adjustments over previous offerings including fore/aft isolation, which dramatically reduces horizontal vibrations and jolts. This provides a greater number of operators with the ability to tailor their seating position for a more comfortable working day.

Cab Atmosphere

The automatic climate control system gives you the option to maintain the temperature desired by the operator. In-cab noise of 72 dB contributes to a more comfortable working environment for the operator, all day, every day.



Suspension and Braking

Performance with Comfort

All three axles have oscillating A-frames with lateral tie rods, controlling sideways movement of the axle and providing stability. The suspension system allows the operator to travel at speed over rough terrain and softens impact loads on structures and components.

Front Suspension

Large bore, low-pressure cylinders are purpose designed for off-road applications and offer a soft, smooth ride for the operator. The front suspension oscillates $\pm 6^\circ$ to assist in providing a smooth ride. Suspension mounting points are integrated into the axle housing, increasing reliability.

Rear Suspension

Comprised of a walking beam and Caterpillar designed long life, maintenance free rear suspension mounts; the rear suspension system provides a reliable and stable ride for excellent travel over rough terrain and aids load retention.

All Axle Enclosed Wet Brakes

The oil-immersed system is a multi-disc, multi-plate design. Enclosing the brakes prevents the ingress of contaminants. This protects the system, extends life, and reduces replacement costs while improving machine uptime.

A-Frame Construction

The front suspension uses an oscillating A-frame with a lateral tie rod to control axle sideways movement and stability.



Durability and Reliability

Proven Structures and Components

Front Frame

The front frame design features a large box section and wide, stiff frame beams to handle torque loads. The divergent frame design decreases stress in the hitch area and optimizes suspension geometry. The frame design makes maximum use of robotic welding for increased durability.

Rear Frame

Twin-box construction minimizes stress concentrations and provides low weight with long service life.

Suspension

The three-point oscillating axle front suspension provides unparalleled ride quality. It also protects the truck from adverse road conditions by absorbing shock loads that would reach the frame.

Articulating/Oscillating Hitch

The articulating hitch provides the truck with steering articulation, and the oscillation maximizes all-wheel ground contact in rough terrain.

Hitch Construction

Field proven two-piece construction features a durable cast steel head bolted to a hard wearing forged steel tube.

Dump Body Design

740 GC has a large target area to provide consistently high load carrying capacity. Its diverging flow design gives clean material discharge, which maximizes production and avoids the waste of carry-back.

Output Transfer Gear (OTG)

Distributes drive to the tractor and trailer and includes a wet clutch inter-axle differential lock for optimum traction in poor underfoot conditions.

Service Brakes

Dual-circuit, all wheel braking system. The full power hydraulic system actuates enclosed, oil immersed, multi-disc, force cooled brakes with independent front and rear circuits and accumulators.

Parking Brake

Located on the center axle in an elevated position, it is spring applied and hydraulically released.

Integrated Technologies

Monitor, Manage, and Enhance Job Site Operations

LINK Technologies

LINK technologies, like Product Link, wirelessly connect you to your equipment, giving you valuable insight into how your machine or fleet is performing. The system tracks location, hours, fuel usage, productivity, idle time, and diagnostic codes through the online VisionLink user interface so you can make timely, fact-based decisions to maximize efficiency, improve productivity, and lower costs.

PAYLOAD Technologies

PAYLOAD technologies, like Cat Production Measurement, bring payload weighing to the cab to help optimize job site efficiency and productivity. Operators can view real-time load weights on the integrated display and know precisely when target is achieved, while cab-mounted external payload lights on all four corners, signal the loader operator when to stop, reducing the risk of machine overloading. Operators can track daily productivity from the cab, with quick access to truck payload weights, loads and cycle counts, and daily totals; or remotely via LINK technologies.

Cat Detect with Stability Assist

Cat Detect with Stability Assist warns the operator if machine is approaching a pre-set angle during operation; when driving and tipping. If using the assisted hoist, the machine will stop hoisting the body and give an audible and visual warning. The system monitors angles of tractor, trailer and grade independently. This increases operator awareness of machine stability during operation. All tractor and/or trailer rollover events are logged and reported via VisionLink.



Cat Connect makes smart use of technology and services to improve your job site efficiency. Using the data from technology-equipped machines, you'll get more information and insight into your equipment and operations than ever before.

Cat Connect technologies offer improvements in these key areas:



Equipment Management – increase uptime and reduce operating costs.



Productivity – monitor production and manage job site efficiency.



Safety – enhance job site awareness to keep your people and equipment safe.

Serviceability

Maximize Uptime and Reduce Costs

Long Service Intervals

Improvements to oil change intervals, volumes and the type of oil required will help lower maintenance costs and machine downtime.

Lubrication Points

Lubrication points are grouped in the hitch area for ease of servicing. Universal joints are lubed for life, eliminating any maintenance. An autolube system is also optional and now includes alerts via Product Link for low grease levels.

Radiator

The radiator package is located behind the cab, which provides protection from frontal impacts and offers easy access to the inlet and outlet sides of the radiator.

Extended Life Coolant

Extended Life Coolant extends the change interval and improves component life by reducing aluminum corrosion.

Electrical Service Center

Located inside the cab, this service center provides a power port, diagnostic connector and Cat Data Link connector.

Cat Data Link Connector

The Cat Data Link connector provides a plug-in using a laptop with Electronic Technician (ET) software.

Service Access

The cab tilts to the side to provide easy access underneath, which simplifies access to the transmission, drive shafts and hydraulic pumps. Machine electrical and hydraulic interfaces are located on the external right-hand side of the cab, behind a removable body panel providing easy access.



Service Points

Service points are mounted on the left side of the engine under the electrically raised hood:

- Engine dipstick and fill cap
- Transmission dipstick and fill cap
- Air cleaner, fuel water separator and fuel filters
- Electrically operated fuel-priming pump
- Coolant level indicator and fill cap are outside the cab



Complete Customer Support

A Commitment to Your Success

Selection

Make comparisons of the machines you are considering before you buy. Your Cat dealer can help.

Purchase

Consider the resale value; compare productivity and day-to-day operating costs and fuel consumption.

Operation

For the best operating techniques to increase productivity and your profit, turn to your Cat dealer for the latest training literature and trained staff.

Maintenance

Repair option programs guarantee the cost of repairs up front. Diagnostic programs such as S-O-SSM and Technical Analysis help you avoid unscheduled repairs.

Replacement

Repair or rebuild? Your Cat dealer can help you evaluate the costs so you can make the right choice.

Product Support

Your local Cat dealership will be with you every step of the way with its unsurpassed worldwide parts support, trained technicians and customer support agreements.

cat.com

For more complete information on Cat products, dealer services and industry solutions, visit us on the web at www.cat.com.



Sustainability

Making Sustainable Progress Possible

All Cat articulated trucks are designed to maximize efficiency and productivity while conserving natural resources.

Oil Volumes

The amount of both hydraulic and engine oil required has been lowered, reducing waste oil disposal.

Air Quality

The Cat C15 ACERT engine incorporating the Cat Clean Emission Module (CEM) meets Tier 4 Final and Stage V emission standards, and has the flexibility of running on either ultra-low-sulfur diesel (ULSD) fuel or up to B20 biodiesel blended with ULSD. All fuels must have no more than 15 ppm sulfur in the U.S., 10 ppm sulfur in the EU.

Recycle Waste

The Caterpillar Design, Manufacturing, Assembly and Test Site at Peterlee in England recycles 98 percent of all waste produced with zero waste to landfill.

Second Life

Cat articulated truck parts are supported by the Cat Reman Service, providing same-as-new performance and reliability at a fraction of the cost of new parts, while reducing the negative impact on the environment.

Safety

Designed into Every Machine

Product Safety

Caterpillar has been and continues to be proactive in developing machines that meet or exceed safety standards. Safety is an integral part of all machine and system designs.



Safety Features

- Seat belt in use indicator (four-point seat belt available as an option)
- Operator presence detection (applies park brake if gear is engaged and operator is not seated)
- Additional mirror for front of machine visibility
- Cab mounted, wide angled, folding mirrors
- Heated mirrors (optional)
- Body raised visual indicator
- Cab integral Roll Over Protection System (ROPS) and Falling Object Protection System (FOPS)
- Electro-hydraulic secondary steering system automatically activates in forward/reverse or when stationary if low pressure is sensed; can be manually selected for machine recovery purposes
- Extensive handrails
- External electrical system disconnect switch for easy access from outside of the machine
- Fire extinguisher in-cab mounting point
- Fully raised body locking pin
- Ground level external engine fuel cut-off switch provides easy access outside of the machine
- In-cab emergency brake switch (tertiary)
- Internal and external grab handles
- LED-flashing beacon (optional)
- Maximum speed limiter
- Multiple camera compatible
- New access lights
- Rearview camera system is fitted as standard
- Reversing alarm
- Slip resistant walkways – punched steel plate
- The parking brake functions are spring applied and hydraulic released
- Cat Detect with Stability Assist monitors machine working angle, providing alarms and hoist prevention

740 GC Articulated Truck Specifications

Engine

Engine Model	Cat C15 ACERT	
Gross Power – SAE J1995	337 kW	452 hp
Net Power – SAE J1349	327 kW	439 hp
Net Power – ISO 14396	333 kW	447 hp
Bore	137 mm	5.4 in
Stroke	171.5 mm	6.75 in
Displacement	15.2 L	926 in ³

- The power ratings apply at rated speed of 1,700 rpm when tested under the conditions for the specified standard.
- The net power advertised is the power available at the flywheel when the engine is equipped with alternator, air cleaner, muffler and fan at minimum speed.
- Net power when the fan is at maximum speed is 327 kW (439 hp) per the SAE reference conditions.
- The C15 engine meets Tier 4 Final and Stage V emission standards.
- DEF used in Cat SCR systems must meet the requirements outlined in the International Organization for Standardization (ISO) standard ISO 22241-1. Requirements are met by many brands of DEF, including those that carry the AdBlue or API certifications.

No Engine De-rating Below	3050 m	10,000 ft
Peak Engine Torque Gross (SAE J1995)	2320 N·m	1,711 lbf-ft
Peak Engine Torque Net (SAE J1349)	2264 N·m	1,670 lbf-ft
Peak Engine Torque Speed	1,200 rpm	

Weights

Rated Payload	36.3 tonnes	40 tons
---------------	-------------	---------

Body Capacities

Heaped SAE 2:1	22.7 m ³	29.7 yd ³
Struck	17 m ³	22.2 yd ³
Tailgate Heaped SAE 2:1	24.4 m ³	31.9 yd ³
Tailgate Struck	17.9 m ³	23.4 yd ³

Transmission

Forward 1	6.4 km/h	4 mph
Forward 2	8.5 km/h	5.3 mph
Forward 3	11.5 km/h	7.3 mph
Forward 4	14.8 km/h	9.2 mph
Forward 5	19.7 km/h	12.2 mph
Forward 6	24 km/h	14.9 mph
Forward 7	33.1 km/h	20.6 mph
Forward 8	39.8 km/h	24.7 mph
Forward 9	57.5 km/h	35.7 mph
Reverse 1	6.8 km/h	4.2 mph
Reverse 2	15.7 km/h	9.8 mph

Sound Levels

- | | |
|--------------|----------|
| Interior Cab | 72 dB(A) |
|--------------|----------|
- The operator sound exposure Leq (equivalent sound pressure level) measured according to the work cycle procedures specified in ANSI/SAE J1166 OCT98 is 72 dB(A), for the cab offered by Caterpillar, when properly installed and maintained and tested with the doors and windows closed.
 - Hearing protection may be needed when operating with an open operator station and cab (when not properly maintained or doors/windows open) for extended periods or in noisy environments.

740 GC Articulated Truck Specifications

Operating Weights

Front Axle – Empty	19 321 kg	42,596 lb
Center Axle – Empty	6639 kg	14,636 lb
Rear Axle – Empty	6416 kg	14,145 lb
Total – Empty	32 376 kg	71,377 lb
Front Axle – Rated Load	2126 kg	4,687 lb
Center Axle – Rated Load	17 087 kg	37,670 lb
Rear Axle – Rated Load	17 087 kg	37,670 lb
Total – Rated Load	36 300 kg	80,027 lb
Front Axle – Loaded	22 554 kg	49,723 lb
Center Axle – Loaded	23 173 kg	51,088 lb
Rear Axle – Loaded	22 949 kg	50,594 lb
Total – Loaded	68 676 kg	151,405 lb

Body Plate

High strength Brinell HB450 wear resistant steel

Body Plate Thickness

Front Plate	7 mm	0.28 in
Base Plate	13 mm	0.51 in
Side Plates	11 mm	0.43 in

Service Refill Capacities

Fuel Tank	550 L	145.3 gal
Cooling System	90 L	23.7 gal
Brake Cooling Tank	67 L	17.7 gal
Steering/Hoist Hydraulic System	140 L	36.9 gal
Engine Crankcase	52 L	13.7 gal
Transmission/Output Transfer Gear	75 L	19.8 gal
Final Drives (each)	5 L	1.3 gal
Axles (each)	60 L	15.8 gal
Diesel Exhaust Fluid (DEF) Tank	25 L	6.5 gal

Body Hoist

Raise Time	12 Seconds
Lower Time	12 Seconds

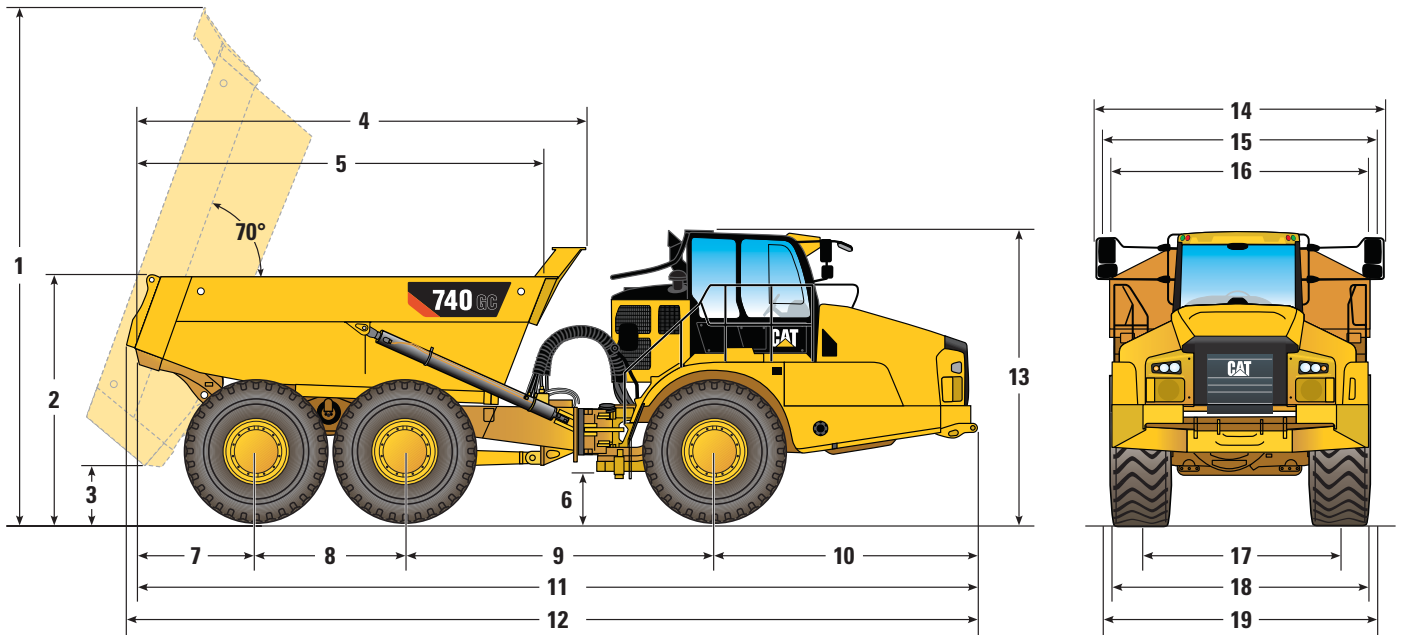
Standards

Brakes	ISO 3450 – 2011
Cab/FOPS	ISO 3449 Level II – 2005
Cab/ROPS	ISO 3471 – 2008
Steering	ISO 5010 – 2007

740 GC Articulated Truck Specifications

Dimensions

All dimensions are approximate.



	mm	ft/in
1	6736	22'1"
2	3202	10'6"
3	684	2'2"
4	5962	19'5"
5	5426	17'8"
6	588	1'9"
7	1542	5'1"
8	1966	6'5"
9	4126	13'6"
10	3418	11'2"

	mm	ft/in
11*	11 052	36'3"
12**	11 173	36'7"
13	3757	12'3"
14	3801	12'4"
15***	3647	12'0"
16****	3422	11'2"
17†	2687	8'9"
18††	3370	11'1"
19†††	3500	11'5"

- * Overall Length
- ** Overall Length with Tailgate
- *** With Tailgate
- **** Body Width
- † Track Width
- †† Over Fenders
- ††† Maximum Laden over Tire Bulge

740 GC Articulated Truck Specifications

Turning Circle

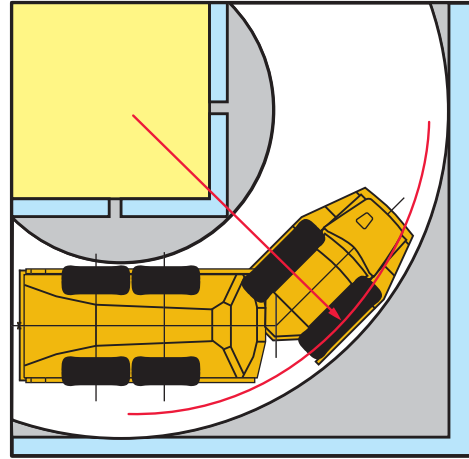
Dimensions are for machines equipped with 29.5 R25 tires.

Turning Dimensions

Steer Angle – Left/Right	45°	
SAE Turning Radius	7698 mm	303 in
Clearance Radius	8395 mm	330 in
Inside Radius	3960 mm	156 in
Aisle Width	5595 mm	220 in

Steering

Lock to Lock 4.75 seconds @ 60 rpm



Optimal Loader/Truck Pass Matching

Hydraulic Excavators	374F	352F
Passes	3-4	5-6

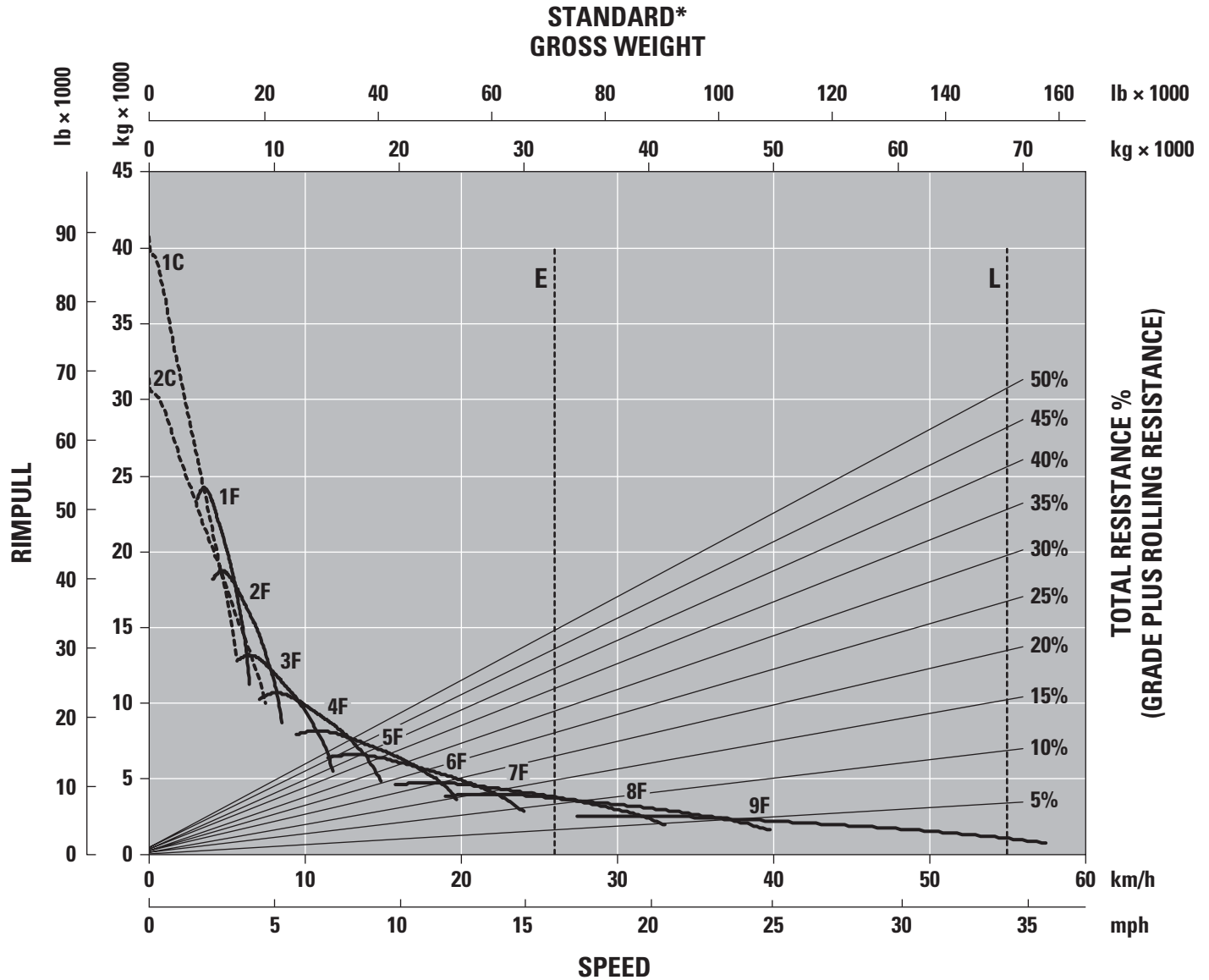
Wheel Loaders	972M	966M	962M
Passes	3	4-5	5

An optimum system match gives you a major productivity advantage. The 740 GC is an excellent match for the Cat 374F and 352F Hydraulic Excavators; and Cat 972M, 966M, and 962M Wheel Loaders. Having matched loading and hauling tools results in increased production and lower system costs per unit of volume moved.

740 GC Articulated Truck Specifications

Gradeability/Speed/Rimpull

To determine performance, read from Gross Weight down to % Total Resistance. Total Resistance equals actual % grade plus 1% for each 10 kg/metric ton (20 lb/ton) of Rolling Resistance. From this point, read horizontally to the curve with the highest attainable speed range. Then, go down to Maximum Speed. Usable Rimpull depends on traction available.



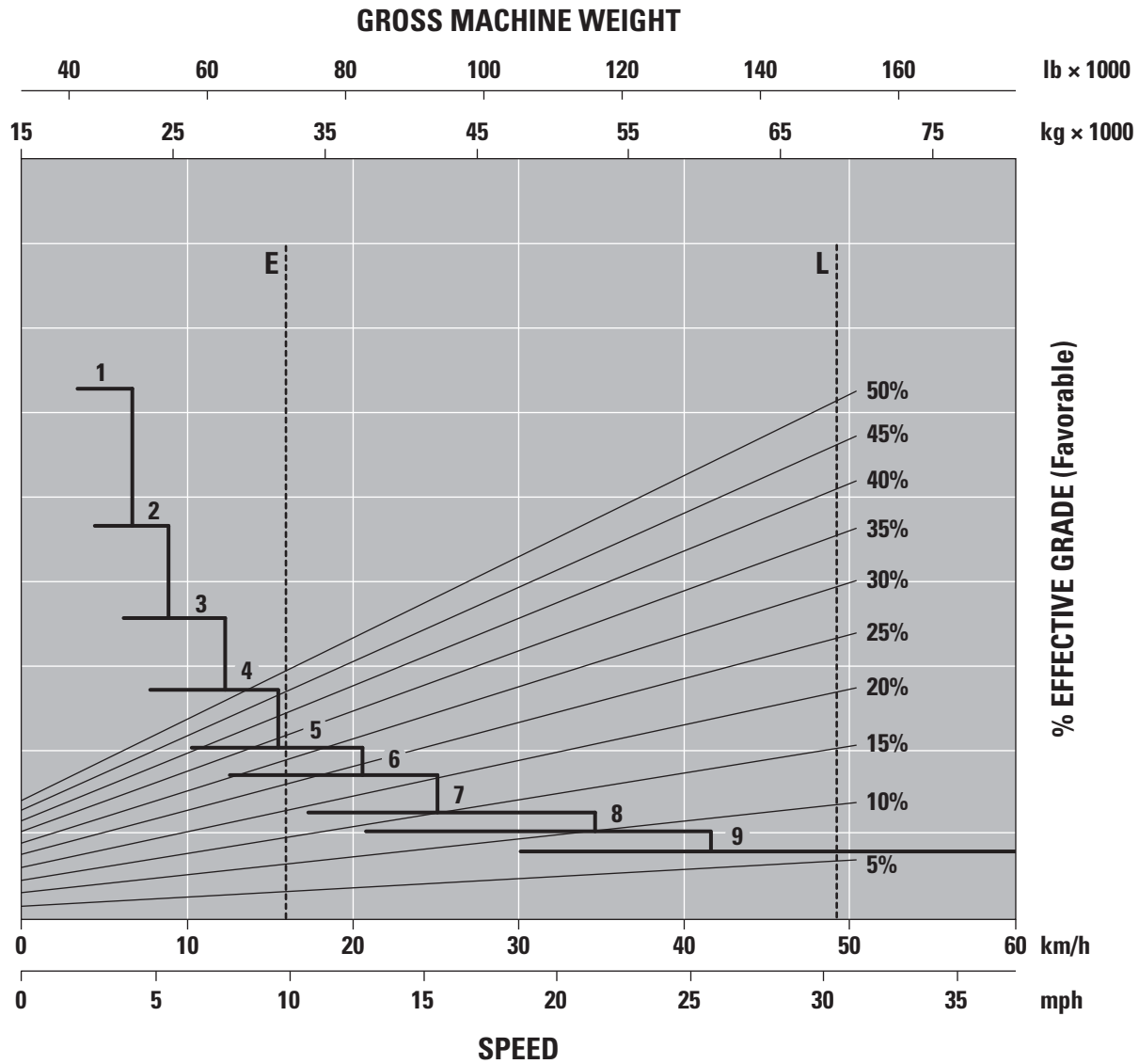
- 1C – 1st Gear (Converter Drive)
- 1F – 1st Gear (Direct Drive)
- 2C – 2nd Gear (Converter Drive)
- 2F – 2nd Gear (Direct Drive)
- 3F – 3rd Gear
- 4F – 4th Gear
- 5F – 5th Gear
- 6F – 6th Gear
- 7F – 7th Gear
- 8F – 8th Gear
- 9F – 9th Gear

- E – Empty 32 376 kg (71,377 lb)
- L – Loaded 68 676 kg (151,405 lb)
- * at sea level

740 GC Articulated Truck Specifications

Retarding Performance

To determine performance, read from Gross Weight down to % Effective Grade. Effective Grade equals actual % favorable grade plus 1% for each 10 kg/metric ton (20 lb/ton) of Rolling Resistance. From this point, read horizontally to the curve with the highest attainable speed range. Then, go down to Maximum Speed. Retarding effect on these curves represents full application of the retarder.



Standard Equipment

Standard equipment may vary. Consult your Cat dealer for details.

OPERATOR ENVIRONMENT

- Air conditioning with R134A refrigerant
- Adjustable air vents
- Combined gear selection and hoist control lever
- Glass windows:
 - Front, laminated and tinted
 - Sides and rear, toughened and tinted
- Heater and defroster with four-speed fan
- Mirrors: extensive arrangement for improved visibility
- Machine operation monitoring system includes:
 - Action lamp
 - Engine oil pressure
 - Primary steering system
 - Left and right turn signal
 - High beam
 - Coolant temperature
 - Tachometer
 - Parking brake
 - Fuel level
 - Transmission oil temperature
 - Brake system
 - Transmission hold
 - Hoist control
 - Hydraulic system
 - Charging system
 - Transmission fault
 - Traction control system
 - Check engine lamp
- Liquid Crystal Display (LCD):
 - Alert indicator
 - Selected gear and direction
 - Speed or auto shift
 - Operation and Maintenance Manual (OMM)
 - Primary steering failure (warning)
 - Seat belt warning
 - Secondary steering failure
 - Diesel Particulate Filter (DPF) regeneration filter
 - Machine Security System (MSS)
 - Secondary steering energy source engaged
 - Hour meter
 - Retarder active

- Seats:
 - Operator: fully adjustable, air suspension
 - Trainer: padded with lap belt
- Secondary steering – electro hydraulic
- Storage:
 - Cup holder
 - Flask receptacle (under the secondary seat)
 - Under seat storage
 - Door pocket
 - Behind seat storage
 - Coat hook
- Sun visor
- Tilt and telescopic steering wheel
- Touchscreen display incorporating the rearview camera video feed
- Two seats both with seat belts, operator's retractable
- Windows (tinted) opening both sides
- Windshield wiper and washer, two speed, intermittent (front)

CAT CONNECT TECHNOLOGIES

- Product Link: PL631E or PL641E dependent on location and licensing agreement
- Cat Detect with Stability Assist

ELECTRICAL AND LIGHTING

- Batteries (two) maintenance free
- Electrical system: 24-volt, 10A 24- to 12-volt converter
- Horn
- Lighting systems:
 - Cab interior
 - Two head lamps
 - Two width marker
 - Two reversing
 - Work light/cab access light
 - Two stop/tail lights
 - Front and rear direction indicators
- Main disconnect switch
- Remote starting receptacle (cables not included)

POWER TRAIN

- Auto shift nine-speed forward and two reverse transmission
- Cat C15 ACERT engine
- Cat Clean Emission Module (CEM) and exhaust aftertreatment package
- Differentials: standard with automatic clutched inter- and cross-axle differential locks
- Dual circuit oil immersed, enclosed brakes – all wheels
- Retarder: engine compression brake
- Three axle, six-wheel drive

SAFETY

- Reverse alarm
- Rearview camera
- ROPS/FOPS cab

GUARDS

- Rear window
- Radiator
- Crankcase
- Axle
- Front dump body spill guard, integral part of fabricated body

OTHER STANDARD EQUIPMENT

- Mud flaps: wheel arch and body mounted with transportation tiebacks
- S·O·S sampling valves
- Tires, six 29.5 R25
- Vandalism protection: lockable caps
- Sound suppression (only standard in Europe)

Optional Equipment

Optional equipment may vary. Consult your Cat dealer for details.

- Auto lube installation for automatic greasing of bearings
- Bare chassis (no body) standard wheel base
- Bare chassis (no body) long wheel base
- Body liners
- Bluetooth radio stereo system
- Cat Production Measurement payload monitoring system
- Cold weather coolant -51°C (-60°F)
- Cold weather start attachment
- Engine block heater
- Ether start
- Exhaust heated body
- Fast fuel fill
- Flashing LED beacon
- Four-point seat belt
- Fuel additive – anti-waxing
- Heated rearview motorized mirrors
- Machine Security System (MSS)
- Product Link Elite: PLE631E (satellite), PLE641E (cellular)
- Roof mounted High Intensity Discharge (HID) work lights
- Scissor tailgate
- Sound suppression (only standard in Europe)
- Heated/cooled seat
- Infrared glass – high ambient cab
- Window blinds
- Wheel chocks
- Windshield wiper and washer, two speed (rear)

For more complete information on Cat products, dealer services, and industry solutions, visit us on the web at www.cat.com

© 2019 Caterpillar
All rights reserved

Materials and specifications are subject to change without notice. Featured machines in photos may include additional equipment. See your Cat dealer for available options.

CAT, CATERPILLAR, LET'S DO THE WORK, their respective logos, "Caterpillar Yellow," the "Power Edge" and Cat "Modern Hex" trade dress as well as corporate and product identity used herein, are trademarks of Caterpillar and may not be used without permission.

VisionLink is a trademark of Trimble Navigation Limited, registered in the United States and in other countries.

AEHQ8155-02 (03-2019)
Replaces AEHQ8155-01
Build Number: 04A

