

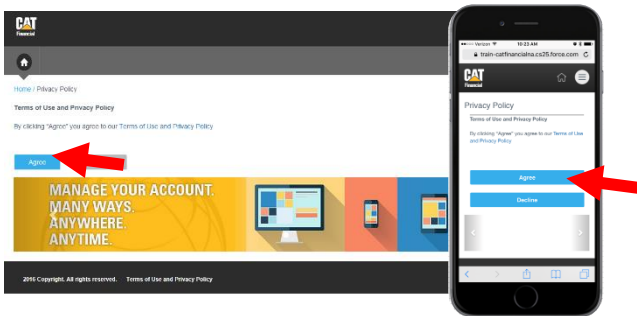
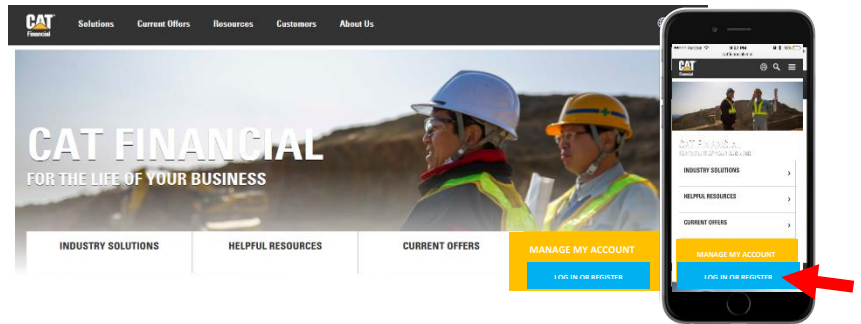
MyCatFinancial User Guide

MANAGE YOUR ACCOUNT.
MANY WAYS.
ANYWHERE.
ANYTIME.



- > Access your accounts 24/7
- > View contract summaries, payment history & open items
- > Request a buyout quote
- > Make changes to account information
- > Mobile-friendly, responsive design

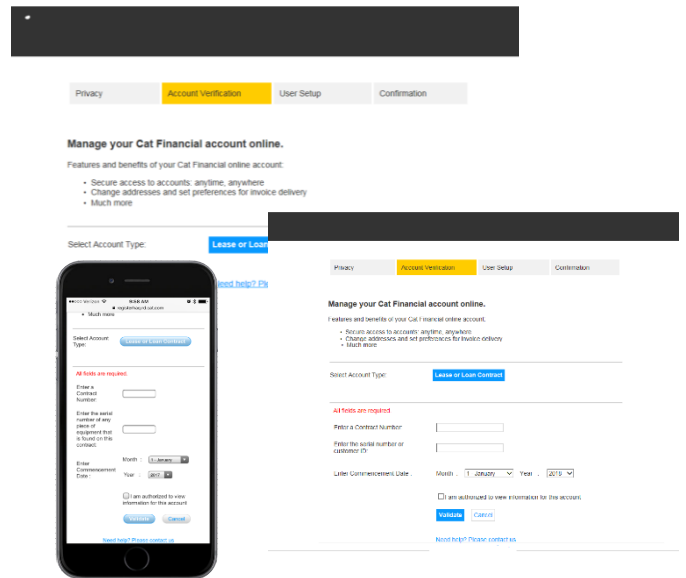
To create your MyCatFinancial online account, visit www.catfinancial.com and click **Log in** or **Register** in the blue box from your desktop, tablet or smartphone. *If this is your first time visiting our website, or if you haven't selected your country before, you may be asked to do so when you visit the Cat Financial website.



Please accept our Privacy Policy to proceed to MyCatFinancial. This statement governs the collection and use of information through this Cat Financial website. Click **Agree** to continue registration.

To register your account, you will need your contract number, equipment serial number and the commencement date. This information can be found in the welcome letter you should have received via mail, or in a welcome email from Cat Financial, sent after contract booking.

If you cannot locate your current contract number, please contact our Customer Service team at **+632-683-2006** Monday – Friday 8.30am – 5.00pm.



Once you have successfully registered your MyCatFinancial account, you will see your contracts listed on your Account Summary page. Now you can check contract balances, payment history, request a buyout and manage your account information anywhere your business takes you.

If you need additional assistance with your account, please call our local office at **+623-683-2006** or email philcs@cat.com

