



# F2 SERIES BACKHOE LOADER SIDE SHIFT MODELS PARTS REFERENCE GUIDE

**LET'S DO THE WORK.™**






# » PROTECT YOUR INVESTMENT WITH GENUINE CAT® PARTS

Thank you for selecting the Cat® F2 Series Side Shift Backhoe Loader.

This guide is designed to provide you with a quick reference for the parts and part numbers you need to keep your Cat Backhoe Loader operating at peak efficiency.

## MAINTENANCE

Proactive preventative maintenance extends the life of your machine and protects your investment. Only Caterpillar knows Cat equipment's filtration and lubrication requirements and offers parts kits to match your machine's maintenance cycles.

SCHEDULED MAINTENANCE PARTS	
	<b>GREASES</b>
	<b>PLANNED MAINTENANCE KITS</b>

## REPLACEMENT PARTS

Proper maintenance minimizes the need for repair and replacement. In the event that replacement parts are required, the use of genuine Cat parts helps maximize machine performance and maintains high resale value.

WEAR PARTS	SALES MODEL	SERIAL NUMBER PREFIX
<b>GROUND ENGAGING TOOLS</b>	422F2	LYF
<b>WEARPADS AND SHIMS</b>		
<b>REPAIR PARTS</b>	426F2	DJ4 / EJ2 / EJ4
<b>BATTERY</b>		
<b>ENGINE PARTS</b>	428F2	LYG
<b>MIRRORS, LIGHTS AND FUSES</b>	432F2	LYJ
<b>CAB GLASS</b>		
<b>ENHANCEMENT PARTS</b>	434F2	LYK
<b>QUICK DISCONNECTS</b>		
<b>LINKAGE PIN AND BEARING PARTS</b>	444F2	LYL

## GREASES F2 Series

Previous Cat Product Name	STANDARD MAINTENANCE GREASES			GREASES FOR UNIQUE APPLICATIONS AND ENVIRONMENTS
	Cat Ultra5 Moly #1	Cat Ultra5 Moly #2	Cat Advanced 3 Moly	
Current Cat Product Name	Cat Extreme Application Grease 1	Cat Extreme Application Grease 2	Cat Prime Application Grease	Hammer Paste
Grade (NLGI)	1	2	2	2
Melting Point C° (F°)	>260 (>500)	>260 (>500)	260 (500)	230 (446)
Ambient Temperature C° (F°)	-35 to +40 (-31 to +104)	-30 to +50 (-22 to +122)	-20 to +40 (-4 to +104)	-20 to +1100 (-4 to +2012)
Base Oil Type	Mineral	Mineral	Mineral	Mineral
Color	Dark Gray	Dark Gray	Dark Gray	Bronze
Cartridge (390 g / 14 oz)	452-5996	452-6001	452-6006	130-6951 (standard) 317-8491 (autolube)
Plastic Pail (5 kg / 11 lb)	—	—	—	133-8807
Plastic Pail (16 kg / 35 lb)	452-5999	452-6004	452-6009	—
Keg (55 kg / 120 lb)	452-5998	452-6003	452-6008	—
Drum (180 kg / 400 lb)	452-5997	452-6002	452-6007	—



# PLANNED MAINTENANCE KITS

Backhoe Loader		A (500 Hours)									B (1000 Hours)				
		Engine Oil/Filter Change		Engine Air Filter		Fuel Filter Change				Cabin Air		Transmission Filter Change	Axle Oil	Front Differential Oil Change	
Sales Model	Serial Number Prefix	Filter Element	Oil Qty L (US Gal) DEO	Primary Element	Secondary Element	Primary Element (Serial Number Effectivity)		Secondary Element (Serial Number Effectivity)		Fresh Air Element	Recirculating Element	Filter Element	Oil Type	Oil Qty L (US Gal)	O-Ring
422F2	LYF	7W-2326	8.8 (2.3)	346-6687	346-6688	502-3341 (LYF1-01000) 1R-1804 (LYF01001-UP)		(LYF1-01000) 441-5111(LYF01001-UP)		417-8134	211-2660	471-7003	TDTO	14 (3.7)	6V-6228 (QTY 2)
426F2	DJ4/ EJ2/ EJ4					502-3341 (DJ41-00195 / EJ21-00308 / EJ41-02733) 1R-1804 (DJ400196-UP / EJ200309-UP / EJ402734-UP )		(DJ41-00195 / EJ21-00308 / EJ41-02733) 441-5111 (DJ400196-UP / EJ200309-UP / EJ402734-UP)							
428F2	LYG					502-3341 (LYG1-03119) 1R-1804 (LYG03120-UP)		(LYG1-03119) 441-5111 (LYG03120-UP)							
432F2	LYJ					502-3341 (LYJ1-0089) 1R-1804 (LYJ00870-UP)		(LYJ1-0089) 441-5111(LYJ00870-UP)							
434F2	LYK					502-3341 (LYK1-00621) 1R-1804 (LYJ00622-UP)		(LYK1-00621) 441-5111 (LYJ00622-UP)							
444F2	LYL					502-3341 (LYL1-00503) 1R-1804 (LYL00504-UP)		(LYL1-00503) 441-5111 (LYL00504-UP)							

Backhoe Loader		B (1000 Hours)													
		Front Final Drive Oil Change (each side)		Rear Differential Oil Change		Rear Differential		Rear Final Drive Oil Change (each side)		Hydraulic Filter Change			Transmission Oil/Filter Change		Transmission
Sales Model	Serial Number Prefix	Oil Qty L (US Gal)	O-Ring	Oil Qty L (US Gal)	O-Ring	Oil Qty L (US Gal)	Additive	Oil Qty L (US Gal) TDTO	O-Ring	Filter Element	Seal (Housing)	Seal (Plug)	Oil Qty L (US Gal) TDTO	Seal	Breather
422F2	LYF	1.7 (0.4)	6V-6228	16.5 (4.4)	6V-6228 (2)	0.5 (0.13)	197-0017	1.7 (0.5)	6V-6228	362-1163	526-0891	2M-9780	15 (3.9) manual	238-5080 manual	9G-5127 manual
426F2	DJ4/ EJ2/ EJ4														
428F2	LYG														
432F2	LYJ														
434F2	LYK												19 (5) powershift 20 (5.3) lock up	5P-6718 power-shift / lock up	7T-3251 power-shift / lock up
444F2	LYL														

Parts Maintenance Kits					
500	A				
1000	A	B			
1500	A		C		
2000	A	B			
2500	A				
3000	A	B	C	D	
3500	A				
4000	A	B			
4500	A		C		
5000	A	B			
5500	A				
6000	A	B	C	D	
6500	A				
7000	A	B			
7500	A		C		
8000	A	B			
8500	A				
9000	A	B	C	D	
9500	A				
10000	A	B			
10500	A		C		
11000	A	B			
11500	A				
12000	A	B	C	D	E

Backhoe Loader		C (1500 Hours)		D (3000 Hours)		E (1500 Hours)	
		Belt (Serpentine) Change		Hydraulic Oil Change		Cooling System Coolant (ELC) Change	
Sales Model	Serial Number Prefix	No A/C	With A/C	Oil Qty Hydo Advance L (US Gal)	Breather	No A/C Qty L (US Gal)	With A/C Qty L (US Gal)
422F2	LYF	390-0532	390-0536	40 (10.6)	9R-9925	20 (5.2)	22 (5.8)
426F2	DJ4/ EJ2/ EJ4						
428F2	LYG						
432F2	LYJ						
434F2	LYK						
444F2	LYL						

## COMMON GROUND ENGAGING TOOLS F2 Series

Loader		
Description (Width)	Qty	Part Number
Edge Group – Bolt-On (2262 mm)		9R-5321
Cutting Edge	2	9W-8215
Hex Head Nut	8	4K-0367
Washer Hard	8	8T-4122
Plow Bolt	8	3F-5108
Edge Group – Bolt-On (2406 mm)		9R-5320
Cutting Edge	2	118-7110
Hex Head Nut	8	4K-0367
Washer Hard	8	8T-4122
Plow Bolt	8	3F-5108
Edge Group – Bolt-On (2434 mm)		220-4758
Cutting Edge	2	220-4691
Hex Head Nut	8	4K-0367
Washer Hard	8	8T-4122
Plow Bolt	8	3F-5108
Cutting Edge MP (2406 mm)		233-0859
Tooth Group – Uni		9R-5866
Unitooth Tip	8	135-8203
Hex Head Nut	16	4K-0367
Plow Bolt	16	4F-3657

Hoe	
Description	Part Number
<b>Diagonal Retention System (DRS230)</b>	
Retainer	201-1239
Pin – GET	500-0269
Diagonal Pin Adapter	
Adapter (25 mm for Rock Buckets)	201-1234
Adapter (20 mm)	201-1235
Adapter (25 mm for Soil Buckets)	253-0234
Tip	
Penetration	208-5235
Chisel	208-5232
Soil Digging	208-5234
Long	208-5236
Twin Sharp	208-5237
Sharp	208-5239
Wide	208-5240

Hoe 426F2 (DJ4 / EJ2 / EJ4) Only		
Description (Width)	Qty	Part Number
Tooth Group-Uni		135-8206
Unitooth Tip	1	135-8203
Hex Head Nut	2	4K-0367
Plow Bolt	2	4F-3657
Tooth Group (Right)		331-4332
Tooth Sidecutter (Right)	1	277-8664
Bolt	1	1A-0458
Hex Head Nut	1	2J-3506
Plow Bolt	2	4F-3656
Hex Head Nut	2	4K-0367
Tooth Group (Left)		331-4333
Tooth Sidecutter (Left)	1	277-8665
Bolt	1	1A-0458
Hex Head Nut	1	2J-3506
Plow Bolt	2	4F-3656
Hex Head Nut	2	4K-0367


## BATTERY F2 Series

Backhoe Loader		Battery	Part Number
Sales Model	Serial Number Prefix		
422F2	LYF	Standard	230-6368
426F2	DJ4 / EJ2 / EJ4		
428F2	LYG		
432F2	LYJ		
434F2	LYK		
444F2	LYL		



## WEARPADS AND SHIMS F2 Series

Location	Part Number
Stabilizer	
Pad (5.2 mm)	193-1681
Pad (4.2 mm)	193-1683
Pad (6.2 mm)	193-1684
Pad	331-2489
Extendable Stick	
Pad (Side)	319-9667
	319-9668
Powered Shift	
Slideframe	344-5303



# ENGINE PARTS F2 Series

Backhoe Loader				Part Number / Reman																																	
Sales Model	Serial Number Prefix	Engine Gross Power Rating*	Emissions	Engine	Long Block	Alternator	Fuel Injector		Fuel Injection Pump		Water Pump	Starting Motor		Turbocharger																							
422F2	LYF	56kW (naturally aspirated)	EU Stage II	356-6060	–	383-2557	266-6830	20R-0476	266-3712	10R-9699	354-1672	143-0539	OR-4316	–																							
422F2	LYF	68.5kW (mechanical turbo)		68.5 kW	521-6420		20R-4053	236-1674	20R-0471	249-9226				10R-9721	236-8228	326-8993	20R-4832	315-9721	20R-4005																		
428F2	LYG	74.5k W																		521-6421	20R-4053	315-3381	326-9147	20R-6819	355-2252	303-5795	326-9153	–									
434F2	LYK																												70 kW	521-6422	–	326-9147	20R-6819	355-2252	303-5795	326-9153	–
426F2	EJ4																																				
426F2	EJ2																												74.5 kW	521-6423	–	326-9147	20R-6819	355-2252	303-5795	326-9153	–
426F2	DJ4																																				
428F2	LYG																												74.5 kW	521-6423	–	326-9147	20R-6819	355-2252	303-5795	326-9153	–
432F2	LYJ	74.5 kW																		521-6423	–	326-9147	20R-6819	355-2252	303-5795	326-9153	–										
434F2	LYK			74.5 kW	521-6423		–	326-9147	20R-6819	355-2252				303-5795	326-9153	–																					
444F2	LYL	74.5 kW	521-6423			–					326-9147	20R-6819	355-2252				303-5795	326-9153	–																		
426F2	DJ4			74.5 kW	521-6423		–	326-9147	20R-6819	355-2252				303-5795	326-9153	–																					
428F2	LYG	74.5 kW	521-6423			–					326-9147	20R-6819	355-2252				303-5795	326-9153	–																		
428F2	LYG			74.5 kW	521-6423		–	326-9147	20R-6819	355-2252				303-5795	326-9153	–																					
432F2	LYJ	74.5 kW	521-6423			–					326-9147	20R-6819	355-2252				303-5795	326-9153	–																		
434F2	LYK			74.5 kW	521-6423		–	326-9147	20R-6819	355-2252				303-5795	326-9153	–																					
444F2	LYL	74.5 kW	521-6423			–					326-9147	20R-6819	355-2252				303-5795	326-9153	–																		



\*ISO 14396

## QUICK DISCONNECTS F2 Series

Get the most out of your Cat F2 Series Backhoe Loader with a wide range of hydraulic work tool attachments that can be easily interchanged with Quick Disconnects. Contact your Cat dealer for a complete list of all available attachments.

Function	Twist to connect – Connect under pressure			
	Male	Cap	Female	Cap
Loader	439-1589	471-1018	439-1588	471-1017
Hoe	439-1591		439-1590	





## MIRRORS, LIGHTS AND FUSES F2 Series

Backhoe Loader				
Sales Model	Serial Number Prefix	Lights	Lamp Type	Part Number
422F2, 428F2, 432F2, 434F2, 444F2	LYF, LYG, LYJ, LYK, LYL	Flood Lamp (Front and Rear) Long Range	Halogen Light	214-2969
426F2	DJ4, EJ2, EJ4			234-4329
ALL	ALL	Flood Lamp (Front and Rear) Long Range	Halogen Bulb	9W-0607
422F2, 428F2, 432F2, 434F2, 444F2	LYF, LYG, LYJ, LYK, LYL	Flood Lamp (Front and Rear) Wide Range	Halogen Light	214-2968
426F2	DJ4, EJ2, EJ4			234-4328
ALL	ALL	Flood Lamp (Front and Rear) Wide Range	Halogen Bulb	9W-0607
ALL	ALL	Flood Lamp LED (Front and Rear) Wide Range		479-8445
ALL	ALL	Lamp Signal (Stop, Tail and Turn) (Rear)	Lamp Assembly	336-9096
			Halogen Bulb (Stop)	7S-1800
			Halogen Bulb (Signal)	9W-3326
			Lens	352-4645
ALL	ALL	Lamp Signal (Stop, Tail and Turn) LED (Rear)		387-6627
422F2, 428F2, 432F2, 434F2, 444F2	LYF, LYG, LYJ, LYK, LYL	Dome Lamp	Lamp Assembly	426-0976
426F2	DJ4, EJ2, EJ4			084-4277
ALL	ALL	Lamp 12V (Dome)	Lamp	210-8754
422F2, 428F2, 432F2, 434F2, 444F2	LYF, LYG, LYJ, LYK, LYL	Beacon (Warning) Strobe Light	Roof Mounted	140-3668
426F2	DJ4, EJ2, EJ4			-
ALL	ALL	Beacon (Rotating Warning)	Roof Mounted	309-1325
			Halogen Bulb	9X-8118
422F2, 428F2, 432F2, 434F2, 444F2	LYF, LYG, LYJ, LYK, LYL	Traffic Side: Right	Machine Side: Right	195-0189
426F2	DJ4, EJ2, EJ4		483-0312	
422F2, 428F2, 432F2, 434F2, 444F2	LYF, LYG, LYJ, LYK, LYL	Traffic Side: Left	Machine Side: Left	195-0190
426F2	DJ4, EJ2, EJ4		483-0313	
422F2, 428F2, 432F2, 434F2, 444F2	LYF, LYG, LYJ, LYK, LYL	Traffic Side: Left	Machine Side: Right	195-0191
426F2	DJ4, EJ2, EJ4		483-0310	
422F2, 428F2, 432F2, 434F2, 444F2	LYF, LYG, LYJ, LYK, LYL	Traffic Side: Left	Machine Side: Left	195-0192
426F2	DJ4, EJ2, EJ4		483-0311	
422F2, 428F2, 432F2, 434F2, 444F2	LYF, LYG, LYJ, LYK, LYL	Lamp (Head and Signal)	Halogen Bulb (Head)	9W-3324
426F2	DJ4, EJ2, EJ4		Lamp-Head	9W-3324
422F2, 428F2, 432F2, 434F2, 444F2	LYF, LYG, LYJ, LYK, LYL	Lamp (Head and Signal)	Lamp (Clear)	226-4561
426F2	DJ4, EJ2, EJ4		8L-9801	
422F2, 428F2, 432F2, 434F2, 444F2	LYF, LYG, LYJ, LYK, LYL	Lamp (Head and Signal)	Lamp (Signal)	226-4560
426F2	DJ4, EJ2, EJ4		5M-8034	

## MIRRORS, LIGHTS AND FUSES F2 Series (cont'd)

Fuses	Part Number
3 Amp Mini	395-9584
10 Amp	9W-1442
10 Amp Mini	113-8490
15 Amp	9W-1441
15 Amp Mini	113-8491
20 Amp	9W-1446
25 Amp	1Q-1905
30 Amp	192-7727
40 Amp	232-6313
50 Amp	418-0363

Mirrors		Part Number
Rearview	External	180-0448
Bracket	Right	382-2497
Bracket	Left	382-2498
Rearview	Internal	472-9218
Rearview	External Rear	220-4050

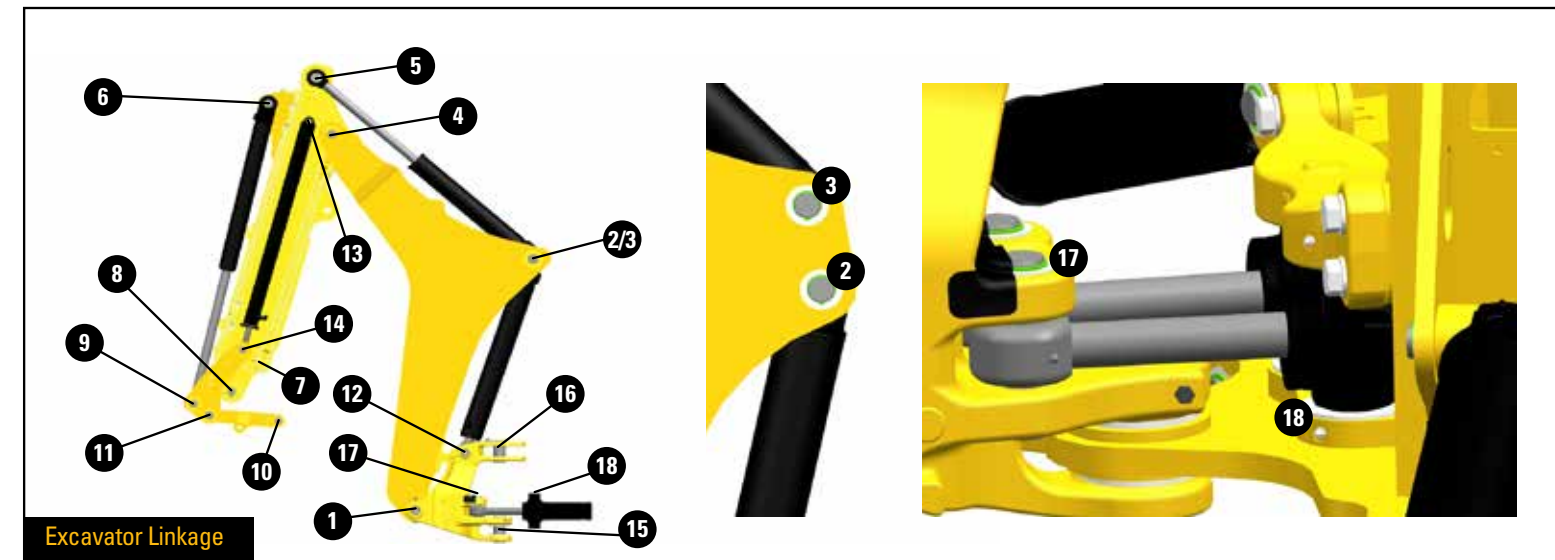
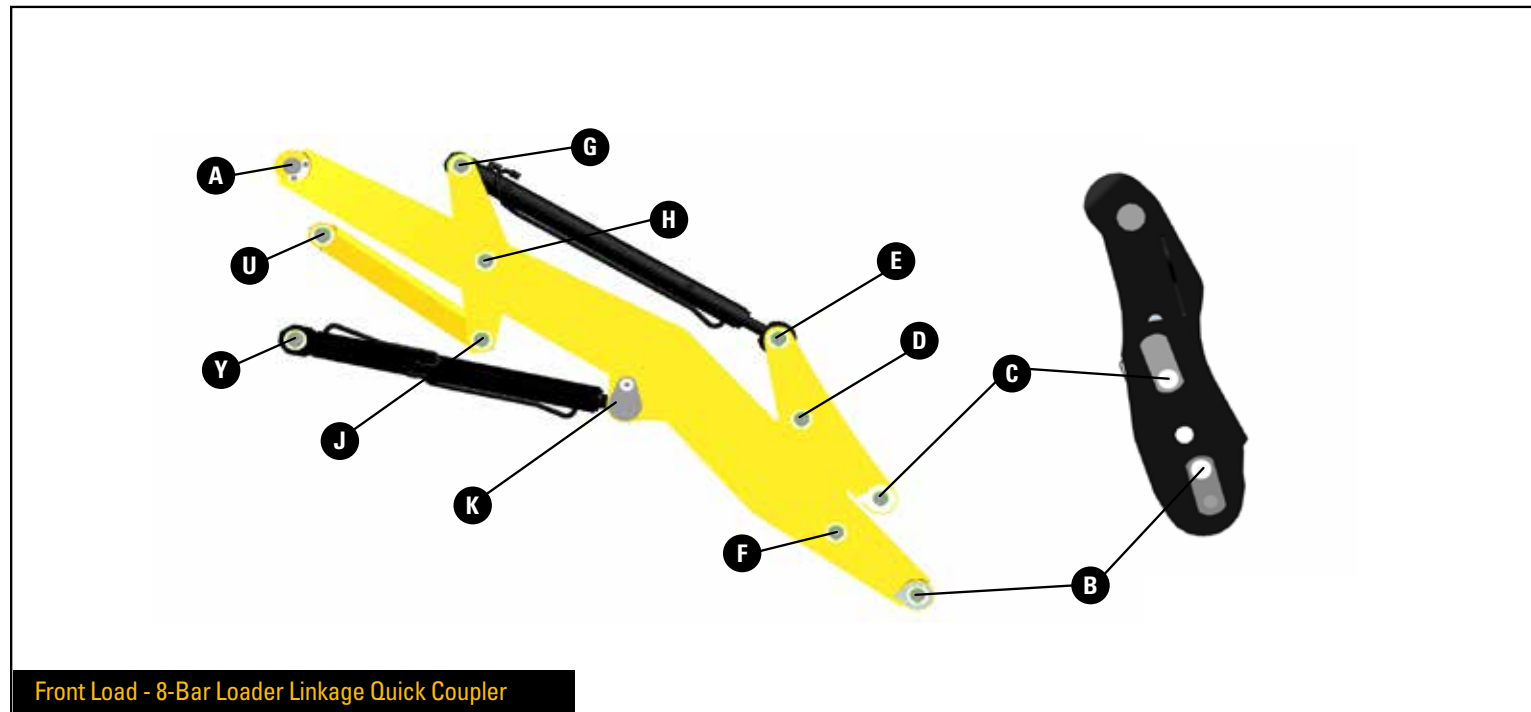

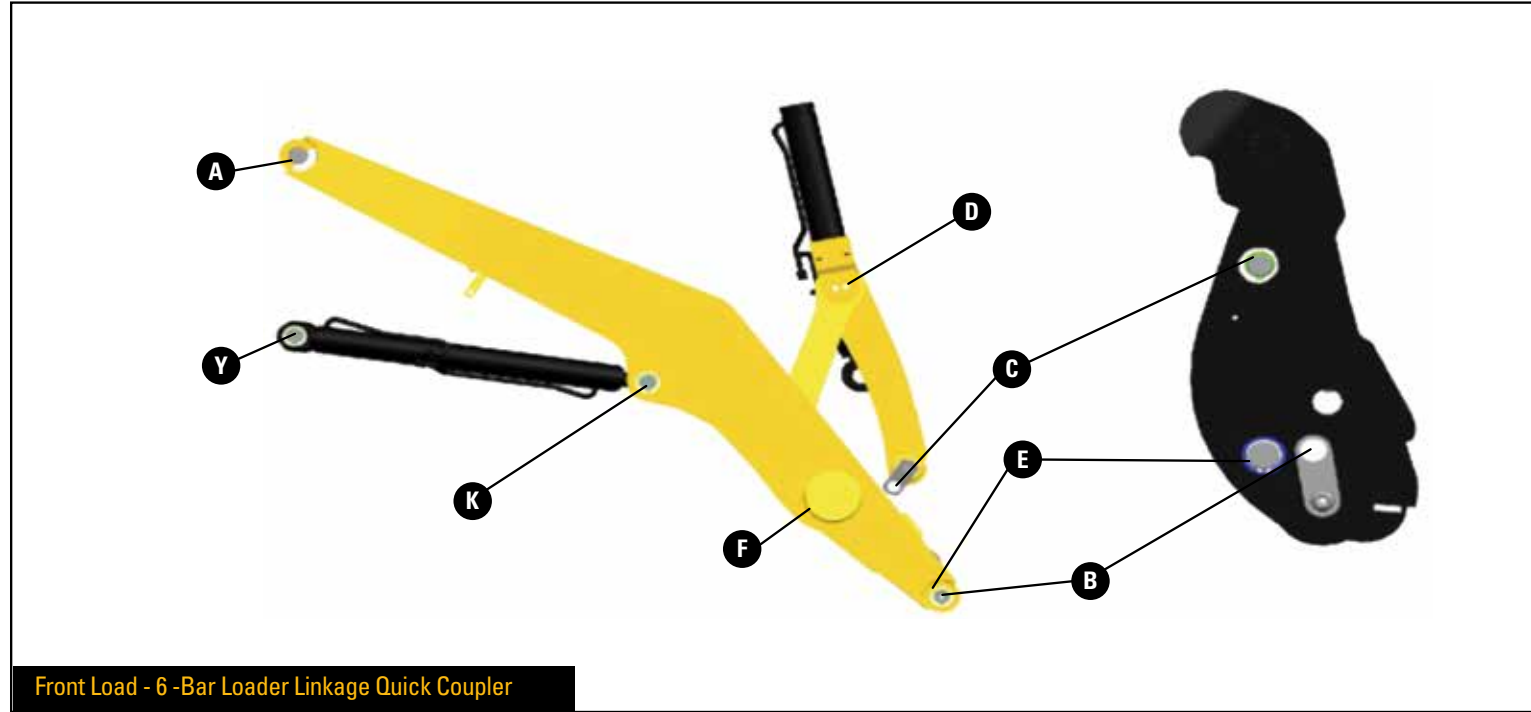


## CAB GLASS F2 Series

Sales Model	Serial Number Prefix	Glass	Part Number
ALL	ALL	Windscreen (Top)	382-2342
ALL	ALL	Windscreen (Bottom Right)	382-2344
ALL	ALL	Windscreen (Bottom Left)	382-2343
422F2, 428F2, 432F2, 434F2, 444F2	LYF, LYG, LYJ, LYK, LYL	Left Door (Top)	382-2261
426F2	DJ4, EJ2, EJ4		481-1859
ALL	ALL	Left Door (Bottom)	382-2263
422F2, 428F2, 432F2, 434F2, 444F2	LYF, LYG, LYJ, LYK, LYL	Right Door (Top)	382-2274
426F2	DJ4, EJ2, EJ4		481-2649
ALL	ALL	Right Door (Bottom)	382-2269
422F2, 428F2, 432F2, 434F2, 444F2	LYF, LYG, LYJ, LYK, LYL	Left Rear (Top)	382-2249
422F2, 428F2, 432F2, 434F2, 444F2	LYF, LYG, LYJ, LYK, LYL	Left Rear (Bottom)	382-2310
422F2, 428F2, 432F2, 434F2, 444F2	LYF, LYG, LYJ, LYK, LYL	Right Rear (Top)	382-2250
422F2, 428F2, 432F2, 434F2, 444F2	LYF, LYG, LYJ, LYK, LYL	Right Rear (Bottom)	382-2311
422F2, 428F2, 432F2, 434F2, 444F2	LYF, LYG, LYJ, LYK, LYL	Rear Window Glass	438-6967
426F2	DJ4, EJ2, EJ4		495-4435
426F2	DJ4, EJ2, EJ4	Right Rear Glass	481-1855
426F2	DJ4, EJ2, EJ4	Left Rear Glass	481-1856
426F2	DJ4, EJ2, EJ4	Left Rear (Window)	481-1863
426F2	DJ4, EJ2, EJ4	Right Rear (Window)	481-2651

# LINKAGE PIN AND BEARING PART NUMBERS F2 Series

See part numbers on following pages



# FRONT LOAD – 6-BAR LOADER LINKAGE QUICK COUPLER F2 Series

Linkage Pins									
Sales Model	Serial Number Prefix	A	B Arm	C Arm	D	E Arm	F	K	Y
422F2	LYF	341-6152 Pin	360-2821 Pin (QTY 2)	360-2823 Pin Assembly	361-0419 Cylinder Assembly	364-3011 Pin Assembly	360-2822 Pin	362-3269 Pin (Right) 362-3270 Pin (Left)	360-2816 Pin (QTY 2)
Bearings									
Sales Model	Serial Number Prefix	B Arm	C Arm	D	E Arm	K	Y		
422F2	LYF	9R-0411 Bushing (QTY 4)	9R-5828 Bushing (QTY 2)	531-3531 Bearing (QTY 2) 361-4673 Bearing (QTY 2) 362-5025 Bushing (QTY 2)	362-5027 Bushing (QTY 2)	362-5024 Bushing (QTY 2)	362-5024 Bushing (QTY 2)		
Retention Hardware									
Sales Model	Serial Number Prefix	A	B Arm	C Arm	D	E Arm	F	K	Y
422F2	LYF	372-5024 Plate (QTY 2) 8T-4139 Bolt (QTY 4) 8T-4223 Washer (QTY 4) 128-7903 Spacer (QTY 2) 128-7905 Spacer (QTY 2)	111-4337 Washer (QTY 6) 6V-3213 Retaining Ring (QTY 4) 9R-0158 Washer (QTY 4) 363-2856 Shim (QTY 2) 363-2855 Shim (QTY 3)	111-4337 Washer (QTY 2) 7X-0618 Washer 9R-0158 Washer (QTY 4) 361-7826 Tube 8T-4956 Bolt	358-1472 Spacer (QTY 2) 101-0117 Plate 362-1201 Plate 8T-4121 Washer (QTY 4) 8T-4137 Bolt (QTY 4)	7X-0618 Washer 9R-1502 Washer 8T-4956 Bolt	111-4337 Washer (QTY 5) 6V-3213 Retaining Ring (QTY 2) 9R-0158 Washer (QTY 2)	373-8390 Shim (QTY 6) 7X-0542 Washer (QTY 7) 6V-4364 Retaining Ring (QTY 4)	6V-7744 Lock Nut (QTY 2) 105-3479 Bolt (QTY 2) 373-8390 Shim (QTY 4) 6V-4364 Retaining Ring (QTY 2) 7X-0542 Washer (QTY 6)





# SIDE SHIFT STABILIZERS F2 Series

Linkage Pins			
Sales Model	Serial Number Prefix	21	22
422F2	LYF	330-9669 Pin (QTY 2)	425-1825 Pin Assembly (QTY 2)
426F2	DJ4 / EJ2 / EJ4		
428F2	LYG		
432F2	LYJ		
434F2	LYK		
444F2	LYL		
Retention Hardware			
Sales Model	Serial Number Prefix	21	22
422F2	LYF	325-7563 Spacer (QTY 4) 6V-5204 Retaining Ring (QTY 4)	6V-3213 Retaining Ring (QTY 2)
426F2	DJ4 / EJ2 / EJ4		
428F2	LYG		
432F2	LYJ		
434F2	LYK		
444F2	LYL		

# EXCAVATOR LINKAGE F2 Series

Linkage Pins																										
Sales Model	Serial Number Prefix	Stick Type Standard Stick: Areas 4,5,6,7 Extendable Stick: Areas 4,5,6,7,13 and 14	Linkage Type (Areas 7,8,9,10 and 11)	1	2	3	4	5	6	7	8	9	10	11	12	13	14	15	16	17	18					
422F2	LYF	Standard	Cast	386-3778 Pin Assembly	316-6945 Pin	-	316-6946 Pin Assembly	316-6947 Pin	328-9650 Pin	320-9164 Pin	154-5280 Pin	320-9241 Pin	154-5279 Pin	328-5234 Pin	326-0089 Pin Assembly	-	-	316-6951 Pin Assembly	316-6952 Pin	310-0851 Pin (QTY 2)	381-8085 Cylinder Assembly (Right)					
			Fabricated							333-0790 Pin	9R-9105 Pin Assembly	333-0791 Pin	9R-9105 Pin Assembly	333-0792 Pin												
		Extendable 14 ft	Cast						316-6948 Pin	320-9164 Pin	154-5280 Pin	320-9241 Pin	154-5279 Pin	328-5234 Pin		316-6949 Pin	316-6949 Pin					333-0790 Pin	9R-9105 Pin Assembly	333-0791 Pin	9R-9105 Pin Assembly	333-0792 Pin
			Fabricated							333-0790 Pin	9R-9105 Pin Assembly	333-0791 Pin	9R-9105 Pin Assembly	333-0792 Pin												
426F2	DJ4 / EJ2 / EJ4	Standard	Cast	486-9218 Pin (QTY 2)	486-9219 Pin	486-9219 Pin	486-9220 Pin	486-9222 Pin	486-9221 Pin	320-9164 Pin	154-5280 Pin	320-9241 Pin	154-5279 Pin	328-5234 Pin	483-0325 Pin Assembly	-	-	482-6858 Pin Assembly	316-6952 Pin Assem- bly	486-9223 Pin (QTY 2)	524-3959 Tube Assembly (QTY 2)					
										397-6725 Pin		397-6726 Pin		397-6726 Pin												
		Extendable 14 ft					320-9164 Pin	320-9241 Pin	328-5234 Pin	316-6949 Pin		316-6949 Pin														
							397-6725 Pin	397-6726 Pin	397-6726 Pin																	
428F2	LYG	Standard	Cast	386-3778 Pin Assembly	316-6945 Pin	-	316-6946 Pin Assembly	316-6947 Pin	328-9650 Pin	320-9164 Pin	154-5280 Pin	320-9241 Pin	154-5279 Pin	328-5234 Pin	326-0089 Pin Assembly	-	-	316-6951 Pin Assembly	316-6952 Pin	310-0851 Pin (QTY 2)	381-8085 Cylinder Assembly (Right)					
			Fabricated							333-0790 Pin		9R-9105 Pin Assembly		333-0791 Pin		9R-9105 Pin Assembly	333-0792 Pin									
		Extendable 14 ft	Cast						316-6948 Pin	320-9164 Pin		320-9241 Pin		154-5279 Pin		328-5234 Pin	316-6949 Pin					316-6949 Pin				
			Fabricated							333-0790 Pin		9R-9105 Pin Assembly		333-0791 Pin		9R-9105 Pin Assembly	333-0792 Pin									
432F2	LYJ	Standard	Cast	386-3778 Pin Assembly	316-6945 Pin	-	316-6946 Pin Assembly	316-6947 Pin	328-9650 Pin	320-9164 Pin	154-5280 Pin	320-9241 Pin	154-5279 Pin	328-5234 Pin	326-0089 Pin Assembly	-	-	316-6951 Pin Assembly	316-6952 Pin	310-0851 Pin (QTY 2)	381-8085 Cylinder Assembly (Right)					
			Fabricated							333-0790 Pin		9R-9105 Pin Assembly		333-0791 Pin		9R-9105 Pin Assembly	333-0792 Pin									
		Extendable 16 ft	Cast						316-6948 Pin	320-9164 Pin		320-9241 Pin		154-5279 Pin		328-5234 Pin	316-6949 Pin					316-6949 Pin				
			Fabricated							333-0790 Pin		9R-9105 Pin Assembly		333-0791 Pin		9R-9105 Pin Assembly	333-0792 Pin									
434F2	LYK	Standard	Cast	386-3778 Pin Assembly	316-6945 Pin	-	316-6946 Pin Assembly	316-6947 Pin	328-9650 Pin	320-9164 Pin	154-5280 Pin	320-9241 Pin	154-5279 Pin	328-5234 Pin	326-0089 Pin Assembly	-	-	316-6951 Pin Assembly	316-6952 Pin	310-0851 Pin (QTY 2)	381-8085 Cylinder Assembly (Right)					
			Fabricated							333-0790 Pin		9R-9105 Pin Assembly		333-0791 Pin		9R-9105 Pin Assembly	333-0792 Pin									
		Extendable 14 ft	Cast						316-6948 Pin	320-9164 Pin		320-9241 Pin		154-5279 Pin		328-5234 Pin	316-6949 Pin					316-6949 Pin				
			Fabricated							333-0790 Pin		9R-9105 Pin Assembly		333-0791 Pin		9R-9105 Pin Assembly	333-0792 Pin									
444F2	LYL	Standard	Cast	386-3778 Pin Assembly	316-6945 Pin	-	316-6946 Pin Assembly	316-6947 Pin	328-9650 Pin	320-9164 Pin	154-5280 Pin	320-9241 Pin	154-5279 Pin	328-5234 Pin	326-0089 Pin Assembly	-	-	316-6951 Pin Assembly	316-6952 Pin	310-0851 Pin (QTY 2)	381-8085 Cylinder Assembly (Right)					
			Fabricated							333-0790 Pin		9R-9105 Pin Assembly		333-0791 Pin		9R-9105 Pin Assembly	333-0792 Pin									
		Extendable 16 ft	Cast						316-6948 Pin	320-9164 Pin		320-9241 Pin		154-5279 Pin		328-5234 Pin	316-6949 Pin					316-6949 Pin				
			Fabricated							333-0790 Pin		9R-9105 Pin Assembly		333-0791 Pin		9R-9105 Pin Assembly	333-0792 Pin									



# EXCAVATOR LINKAGE F2 Series

Bearings																							
Sales Model	Serial Number Prefix	Stick Type	Linkage Type	1	2	3	4	5	6	7	8	9	10	11	12	15	16	17	18				
422F2	LYF	Standard	Cast	331-1521 Bushing (QTY 2)	212-8960 Bearing (QTY 2)	215-1906 Bushing (QTY 2)	213-6683 Bushing (QTY 2)	331-1520 Bearing	9R-3092 Bearing (QTY 2)	9R-3092 Bushing (QTY 2)	9R-0162 Bushing (QTY 2)	9R-3092 Bushing (QTY 2)	213-6703 Bearing (QTY 2)	9R-0139 Bushing (QTY 2)	331-1520 Bearing			213-6702 Bushing (Frame-Swing) (QTY 4)	9R-4110 Bushing (Frame-Sliding) (QTY 4)				
			Fabricated								9R-7891 Bearing (QTY 2)		9R-0147 Bushing (QTY 2)	9R-0170 Bushing (QTY 2)					274-4274 Bushing (Rod End) (QTY 2)	9T-2883 Bushing (Cylinder-Trunnion) (QTY 4)			
		Extendable 14 ft	Cast								9R-0162 Bushing (QTY 2)		213-6703 Bearing (QTY 2)	9R-0139 Bushing (QTY 2)									
			Fabricated								9R-7891 Bearing (QTY 2)		9R-0147 Bushing (QTY 2)	9R-0170 Bushing (QTY 2)									
426F2	DJ4 / EJ2 / EJ4	Standard	Cast	237-2252 Bushing (QTY 2)	507-9330 Bushing	454-0373 Bushing	9R-9475 Bushing (QTY 2)	9R-0139 Bushing (QTY 2)	9R-0162 Bushing (QTY 2)	9R-0162 Bushing (QTY 2)	9R-0162 Bushing (QTY 2)	507-9331 Bushing	9R-0411 Bushing (QTY 2)	213-6703 Bearing (QTY 2)	9R-0139 Bushing (QTY 2)	507-9330 Bushing	331-1521 Bushing	331-1522 Bushing	236-8183 Bushing (Frame-Swing) (QTY 4)	9R-4110 Bushing (Frame-Sliding) (QTY 4)			
						507-9330 Bushing		9R-0139 Bushing (QTY 2)						507-9330 Bushing	9R-0147 Bushing (QTY 2)						9R-3092 Bushing (QTY 2)	524-3963 Bearing Sleeve (Rod End) (QTY 2)	
		Extendable 14 ft				454-0373 Bushing		9R-0139 Bushing (QTY 2)						454-0373 Bushing	213-6703 Bearing (QTY 2)						9R-0139 Bushing (QTY 2)		
						507-9330 Bushing		9R-0139 Bushing (QTY 2)						507-9330 Bushing	9R-0147 Bushing (QTY 2)						9R-3092 Bushing (QTY 2)		
428F2	LYG	Standard	Cast				213-6683 Bushing (QTY 2)	331-1520 Bearing			9R-0162 Bushing (QTY 2)		213-6703 Bearing (QTY 2)	9R-0139 Bushing (Lifting Eye) (QTY 2)									
			Fabricated								9R-7891 Bearing (QTY 2)		9R-0147 Bushing (QTY 2)	9R-0170 Bushing (QTY 2)						9R-0170 Bushing (without Lifting Eye) (QTY 2)			
		Extendable 14 ft	Cast								9R-0162 Bushing (QTY 2)		213-6703 Bearing (QTY 2)	9R-0139 Bushing (Lifting Eye) (QTY 2)						9R-0170 Bushing (without Lifting Eye) (QTY 2)			
			Fabricated								9R-7891 Bearing (QTY 2)		9R-0147 Bushing (QTY 2)	9R-0170 Bushing (QTY 2)									
432F2	LYJ	Standard	Cast	331-1521 Bushing (QTY 2)	212-8960 Bearing (QTY 2)	215-1906 Bushing (QTY 2)	9R-4602 Bearing (QTY 2)	333-7450 Bearing	9R-3092 Bearing (QTY 2)	9R-3092 Bushing (QTY 2)	9R-0162 Bushing (QTY 2)	9R-3092 Bushing (QTY 2)	213-6703 Bearing (QTY 2)	9R-0139 Bushing (Lifting Eye) (QTY 2)	331-1520 Bearing	331-1521 Bushing	331-1522 Bushing	213-6702 Bushing (Frame-Swing) (QTY 4)	9R-4110 Bushing (Frame-Sliding) (QTY 4)				
			Fabricated				213-6683 Bushing (QTY 2)				9R-7891 Bearing (QTY 2)		9R-0147 Bushing (QTY 2)	9R-0170 Bushing (QTY 2)									
		Extendable 16 ft	Cast				9R-4602 Bearing (QTY 2)				9R-0162 Bushing (QTY 2)		213-6703 Bearing (QTY 2)	9R-0139 Bushing (Lifting Eye) (QTY 2)						9R-0170 Bushing (without Lifting Eye) (QTY 2)			
			Fabricated				9R-7891 Bearing (QTY 2)				9R-0147 Bushing (QTY 2)		9R-0170 Bushing (QTY 2)										
434F2	LYK	Standard	Cast	331-1521 Bushing (QTY 2)	212-8960 Bearing (QTY 2)	215-1906 Bushing (QTY 2)	213-6683 Bushing (QTY 2)	331-1520 Bearing	9R-3092 Bearing (QTY 2)	9R-3092 Bushing (QTY 2)	9R-0162 Bushing (QTY 2)	9R-3092 Bushing (QTY 2)	213-6703 Bearing (QTY 2)	9R-0139 Bushing (Lifting Eye) (QTY 2)	331-1520 Bearing	331-1521 Bushing	331-1522 Bushing	213-6702 Bushing (Frame-Swing) (QTY 4)	9R-4110 Bushing (Frame-Sliding) (QTY 4)				
			Fabricated								9R-7891 Bearing (QTY 2)		9R-0147 Bushing (QTY 2)	9R-0170 Bushing (QTY 2)						274-4274 Bushing (Rod End) (QTY 2)	9T-2883 Bushing (Cylinder-Trunnion) (QTY 4)		
		Extendable 14 ft	Cast								9R-0162 Bushing (QTY 2)		213-6703 Bearing (QTY 2)	9R-0139 Bushing (Lifting Eye) (QTY 2)						9R-0170 Bushing (without Lifting Eye) (QTY 2)			
			Fabricated								9R-7891 Bearing (QTY 2)		9R-0147 Bushing (QTY 2)	9R-0170 Bushing (QTY 2)									
444F2	LYL	Standard	Cast	331-1521 Bushing (QTY 2)	212-8960 Bearing (QTY 2)	215-1906 Bushing (QTY 2)	213-6683 Bushing (QTY 2)	331-1520 Bearing	9R-3092 Bearing (QTY 2)	9R-3092 Bushing (QTY 2)	9R-0162 Bushing (QTY 2)	9R-3092 Bushing (QTY 2)	213-6703 Bearing (QTY 2)	9R-0139 Bushing (Lifting Eye) (QTY 2)	331-1520 Bearing	331-1521 Bushing	331-1522 Bushing	213-6702 Bushing (Frame-Swing) (QTY 4)	9R-4110 Bushing (Frame-Sliding) (QTY 4)				
			Fabricated								9R-7891 Bearing (QTY 2)		9R-0147 Bushing (QTY 2)	9R-0170 Bushing (QTY 2)						274-4274 Bushing (Rod End) (QTY 2)	9T-2883 Bushing (Cylinder-Trunnion) (QTY 4)		
		Extendable 16 ft	Cast								9R-4602 Bearing (QTY 2)		9R-0162 Bushing (QTY 2)	213-6703 Bearing (QTY 2)						9R-0139 Bushing (Lifting Eye) (QTY 2)	9R-0170 Bushing (without Lifting Eye) (QTY 2)		
			Fabricated								9R-4602 Bearing (QTY 2)		9R-7891 Bearing (QTY 2)	9R-0147 Bushing (QTY 2)						9R-0170 Bushing (QTY 2)			

# EXCAVATOR LINKAGE F2 Series

Seals and Grease Fittings					
Sales Model	Serial Number Prefix	1	7	15	16
422F2	LYF	3B-8489 Grease Fitting (QTY 2)	3B-8489 Grease Fitting (QTY 2)	3B-8489 Grease Fitting	3B-8489 Grease Fitting
426F2	DJ4 / EJ2 / EJ4				
428F2	LYG				
432F2	LYJ				
434F2	LYK				
444F2	LYL				

# EXCAVATOR LINKAGE F2 Series

Retention Hardware																													
Sales Model	Serial Number Prefix	Stick Type Standard Stick: Areas 4,5,6,7 Extendable Stick: Areas 4,5,6,7,13 and 14	Linkage Type (Areas 7,8,9,10 and 11)	1	2	3	4	5	6	7	8	9	10	11	12	13	14	15	16	17	18								
422F2	LYF	Standard	Cast	8T-4136 Bolt 115-6433 Washer 9R-8291 Spacer (QTY 2)	095-7950 Retainer (QTY 2) 9R-0481 Washer (QTY 2)	-	8T-4195 Bolt 7X-0632 Washer 9R-8291 Washer (QTY 2)	7X-2543 Bolt 8T-4121 Washer 8T-4133 Nut	8T-6685 Bolt 8T-4121 Washer (QTY 2) 8T-0389 Lock Nut	220-7108 Washer (QTY 2) 8T-4241 Retaining Ring (QTY 2)	3B-5319 Cotter Pin 9R-0158 Washer 111-4337 Washer (QTY 2)	220-7108 Washer (QTY 2) 8T-4241 Ring (QTY 2)	9R-0158 Washer 3B-5319 Cotter Pin (QTY 2) 111-4337 Washer (QTY 2)	096-5516 Retaining Ring (QTY 2) 210-1707 Shim (QTY 2)	8T-4136 Bolt 7X-0632 Washer	-	-	375-1442 Retaining Ring	8T-4196 Bolt 7X-0632 Washer 2U-9234 Bushing 9R-8291 Spacer (QTY 2) 176-0626 Washer (QTY 2)	270-5290 Bolt 5P-1076 Washer (QTY 2) 6V-7687 Lock Nut									
			Fabricated						(QTY 4) 220-7108 Washer (QTY 2) 9R-1510 Washer (QTY 2) 3B-5319 Cotter Pin																				
		Extendable 14 ft	Cast						8T-4241 Retaining Ring (QTY 2)		3B-5319 Cotter Pin 9R-0158 Washer 111-4337 Washer (QTY 2)											9R-1510 Washer (QTY 2) 8T-4241 Ring (QTY 2)	6V-5204 Retaining Ring (QTY 2) 9R-0158 Washer (QTY 4) 111-4337 Washer (QTY 2)	6V-5204 Retaining Ring (QTY 2)					
			Fabricated								220-7108 Washer (QTY 4) 9R-1510 Washer (QTY 2) 3B-5319 Cotter Pin (QTY 2)																		
426F2	DJ4 / EJ2 / EJ4	Standard	Cast	7X-0590 Washer (QTY 2) 8T-4194 Bolt (QTY 2) 1S-4305 Spacer (QTY 2) 9R-8390 Spacer (QTY 2)	6V-7687 Lock Nut 8T-5001 Bolt	6V-7687 Lock Nut 8T-5001 Bolt	585-1678 Shim (QTY 3) 6V-7687 Lock Nut 8T-7930 Bolt 8T-4244 Nut	9R-1502 Washer (QTY 2) 6V-8344 Retaining Ring (QTY 2)	9R-1510 Washer (QTY 2) 6V-4364 Retaining Ring (QTY 2)	111-4337 Washer (QTY 2) 9R-0158 Washer (QTY 4) 6V-3213 Retaining Ring (QTY 2)	9R-1510 Washer (QTY 4) 3B-5319 Cotter Pin (QTY 2)	9R-1510 Washer (QTY 3) 6V-4364 Retaining Ring (QTY 2)	111-4337 Washer (QTY 2) 3B-5319 Cotter Pin (QTY 2) 9R-0158 Washer (QTY 4)	9R-1510 Washer (QTY 3) 6V-4364 Retaining Ring (QTY 2)	8T-4139 Bolt 9R-7882 Spacer 8T-4821 Washer	-	-	8T-4139 Bolt 380-9253 Spacer 8T-4821 Washer	2U-9234 Bush 7X-0632 Washer 8T-4196 Bolt 9R-5429 Washer 9R-8291 Spacer (QTY 2)	152-7146 Bolt  265-9596 Washer  5P-1076 Washer	9R-0481 Washer (QTY 2)								
			Cast																			220-7108 Washer (QTY 2) 8T-4241 Retaining Ring (QTY 2)	220-7108 Washer (QTY 2) 9R-1510 Washer (QTY 2) 3B-5319 Cotter Pin (QTY 2)	220-7108 Washer (QTY 2) 8T-4241 Retaining Ring (QTY 2)	96-5516 Retaining Ring (QTY 2) 210-1707 Shim (QTY 2)				
		Extendable 14 ft	Cast																			8T-4241 Retaining Ring (QTY 2)	(111-4337 Washer QTY 2) 9R-0158 Washer (QTY 4) 6V-3213 Retaining Ring (QTY 2)	9R-1510 Washer (QTY 4) 3B-5319 Cotter Pin (QTY 2)	9R-1510 Washer (QTY 3) 6V-4364 Retaining Ring (QTY 2)	111-4337 Washer (QTY 2) 3B-5319 Cotter Pin (QTY 2) 9R-0158 Washer (QTY 4)	9R-1510 Washer (QTY 3) 6V-4364 Retaining Ring (QTY 2)	6V-5204 Retaining Ring (QTY 2) 9R-0158 Washer (QTY 4) 111-4337 Washer (QTY 2)	6V-5204 Retaining Ring (QTY 2)
			Cast																										
428F2	LYG	Standard	Cast	8T-4136 Bolt 115-6433 Washer 9R-8291 Spacer (QTY 2)	095-7950 Retaining Ring (QTY 2) 9R-0481 Washer (QTY 2)	-	8T-4195 Bolt 7X-0632 Washer 9R-8292 Spacer (QTY 2)	7X-2543 Bolt 8T-4121 Washer 8T-4133 Nut	8T-6685 Bolt 8T-4121 Washer (QTY 2) 8T-0389 Lock Nut	220-7108 Washer (QTY 2) 8T-4241 Retaining Ring (QTY 2)	3B-5319 Cotter Pin (QTY 2) 9R-1510 Washer (QTY 2) 220-7108 Washer (QTY 4)	220-7108 Washer (QTY 2) 8T-4241 Retaining Ring (QTY 2)	9R-0158 Washer (QTY 2) 3B-5319 Cotter Pin (QTY 2) 111-4337 Washer (QTY 4)	096-5516 Retaining Ring (QTY 2) 210-1707 Shim (QTY 2)	8T-4136 Bolt 7X-0632 Washer	-	-	375-1442 Retaining Ring	8T-4196 Bolt 7X-0632 Washer 2U-9234 Bushing 176-0626 Washer (QTY 2) 9R-8291 Spacer (QTY 2)	270-5290 Bolt 5P-1076 Washer (QTY 2) 6V-7687 Lock Nut									
			Fabricated								3B-5319 Cotter Pin 9R-0158 Washer 111-4337 Washer (QTY 2)		3B-5319 Cotter Pin 9R-0158 Washer 111-4337 Washer (QTY 2)																
		Extendable 14 ft	Cast								3B-5319 Cotter Pin (QTY 2) 9R-1510 Washer (QTY 2) 220-7108 Washer (QTY 4)		3B-5319 Cotter Pin (QTY 2) 9R-1510 Washer (QTY 2) 220-7108 Washer (QTY 4)									3B-5319 Cotter Pin (QTY 2) 9R-0158 Washer (QTY 2) 111-4337 Washer (QTY 4)	6V-5204 Retaining Ring (QTY 2) 9R-0158 Washer (QTY 4) 111-4337 Washer (QTY 2)	6V-5204 Retaining Ring (QTY 2)					
			Fabricated																										



# EXCAVATOR LINKAGE F2 Series

Retention Hardware (continued)																																							
Sales Model	Serial Number Prefix	Stick Type Standard Stick: Areas 4,5,6,7 Extendable Stick: Areas 4,5,6,7,13 and 14	Linkage Type (Areas 7,8,9,10 and 11)	1	2	3	4	5	6	7	8	9	10	11	12	13	14	15	16	17	18																		
432F2	LYJ	Standard	Cast								3B-5319 Cotter Pin (QTY 2) 9R-1510 Washer (QTY 2) 220-7108 Washer (QTY 4)		9R-0158 Washer (QTY 2) 3B-5319 Cotter Pin (QTY 2) 111-4337 Washer (QTY 4)																										
			Fabricated								3B-5319 Cotter Pin 9R-0158 Washer 111-4337 Washer (QTY 2)		3B-5319 Cotter Pin 9R-0158 Washer 111-4337 Washer (QTY 2)																										
		Extendable 16 ft	Cast								3B-5319 Cotter Pin (QTY 2) 9R-1510 Washer (QTY 2) 220-7108 Washer (QTY 4)		9R-0158 Washer (QTY 2) 3B-5319 Cotter Pin (QTY 2) 111-4337 Washer (QTY 4)									6V-5204 Retaining Ring (QTY 2) 9R-0158 Washer (QTY 4) 111-4337 Washer (QTY 2)	6V-5204 Retaining Ring (QTY 2)																
			Fabricated								3B-5319 Cotter Pin 9R-0158 Washer 111-4337 Washer (QTY 2)		3B-5319 Cotter Pin 9R-0158 Washer 111-4337 Washer (QTY 2)																										
434F2	LYK	Standard	Cast								8T-4136 Bolt 115-6433 Washer 9R-8291 Spacer (QTY 2)		095-7950 Retaining Ring (QTY 2) 9R-0481 Washer (QTY 2)									-	8T-4195 Bolt 7X-0632 Washer 9R-8291 Washer (QTY 2)	7X-2543 Bolt 8T-4121 Washer 8T-4133 Nut	8T-6685 Bolt 8T-4121 Washer (QTY 2) 8T-0389 Lock Nut 8T-4241 Retaining Ring (QTY 2)	220-7108 Washer (QTY 2) 8T-4241 Retaining Ring (QTY 2)	3B-5319 Cotter Pin (QTY 2) 9R-1510 Washer (QTY 2) 220-7108 Washer (QTY 4)	220-7108 Washer (QTY 2) 8T-4241 Retaining Ring (QTY 2)	9R-0158 Washer (QTY 2) 3B-5319 Cotter Pin (QTY 2) 111-4337 Washer (QTY 4)	096-5516 Retaining Ring (QTY 2) 210-1707 Shim (QTY 2)	8T-4136 Bolt 7X-0632 Washer			375-1442 Retaining Ring	8T-4196 Bolt 7X-0632 Washer 2U-9234 Bushing (QTY 2) 176-0626 Washer (QTY 2) 9R-8291 Spacer (QTY 2)	270-5290 Bolt 5P-1076 Washer (QTY 2) 6V-7687 Lock Nut	9R-0481 Washer (QTY 2)		
			Fabricated																								3B-5319 Cotter Pin 9R-0158 Washer 111-4337 Washer (QTY 2)		3B-5319 Cotter Pin 9R-0158 Washer 111-4337 Washer (QTY 2)										
		Extendable 14 ft	Cast																								3B-5319 Cotter Pin (QTY 2) 9R-1510 Washer (QTY 2) 220-7108 Washer (QTY 4)		9R-0158 Washer (QTY 2) 3B-5319 Cotter Pin (QTY 2) 111-4337 Washer (QTY 4)									6V-5204 Retaining Ring (QTY 2) 9R-0158 Washer (QTY 4) 111-4337 Washer (QTY 2)	6V-5204 Retaining Ring (QTY 2)
			Fabricated																								3B-5319 Cotter Pin 9R-0158 Washer 111-4337 Washer (QTY 2)		3B-5319 Cotter Pin 9R-0158 Washer 111-4337 Washer (QTY 2)										
444F2	LYL	Standard	Cast									220-7108 Washer (QTY 4) 9R-1510 Washer (QTY 2) 3B-5319 Cotter Pin (QTY 2)			9R-0158 Washer (QTY 2) 3B-5319 Cotter Pin (QTY 2) 111-4337 Washer (QTY 4)																								
			Fabricated									3B-5319 Cotter Pin 9R-0158 Washer 111-4337 Washer (QTY 2)			3B-5319 Cotter Pin 9R-0158 Washer 111-4337 Washer (QTY 2)																								
		Extendable 16 ft	Cast									220-7108 Washer (QTY 4) 9R-1510 Washer (QTY 2) 3B-5319 Cotter Pin (QTY 2)			9R-0158 Washer (QTY 2) 3B-5319 Cotter Pin (QTY 2) 111-4337 Washer (QTY 4)																							6V-5204 Retaining Ring (QTY 2) 9R-0158 Washer (QTY 4) 111-4337 Washer (QTY 2)	6V-5204 Retaining Ring (QTY 2)
			Fabricated									3B-5319 Cotter Pin 9R-0158 Washer 111-4337 Washer (QTY 2)			3B-5319 Cotter Pin 9R-0158 Washer 111-4337 Washer (QTY 2)																								

**LET'S DO THE WORK.™**

AEXQ1596-02  
(Afr-ME, APD, AUZ, CIS, S Am, Turkey)

June 2021

© 2021 Caterpillar. All Rights Reserved. CAT, CATERPILLAR, LET'S DO THE WORK, their respective logos, "Caterpillar Corporate Yellow," the "Power Edge" and Cat "Modern Hex" trade dress, as well as corporate and product identity used herein, are trademarks of Caterpillar and may not be used without permission.

