



Fuel Specifications

| Specification Standard | Grade Class | Fuel Description |
|------------------------|-----------------------------|--|
| EN 590 | Grade A to F & Class 0 to 4 | European automotive fuel (DERV) |
| ASTM D975 | 1-D S15 | U.S. special purpose light middle distillate |
| | | 15ppm sulphur |
| ASTM D975 | 2-D S15 | U.S. special purpose light middle distillate |
| | | 15ppm sulphur |
| JIS K2204 | No. 1 | Japanese automotive diesel. Different classes correspond to season and district where used |
| | No. 2 | |
| | No. 3 | |
| | Special No. 3 | |
| BS 2869 | Class A2 | Fuel oil for agriculture and industrial engines (red diesel) |
| MIL-DTL-83133 NATO F34 | JP-8 | Aviation kerosene fuels - acceptable when used with appropriate lubricity additive, and must meet minimum requirements of Caterpillar Specification for Diesel Fuel. The lubricity of these fuels must not exceed wear scar diameter of 0.52mm (0.02047 in) as per ISO 12156-1 |
| MIL-DTL-83133 NATO F35 | | |
| MIL-DTL-5624 NATO F44 | JP-5 | |
| MIL-DTL-38219 (USAF) | JP-7 | |
| NATO XF63 | | |
| ASTM D1655 | JET A | |
| | JET A1 | |
| B5-B7 | | |
| B7-B20 | | |



Technical Data

| Cat Generator | |
|-----------------------------------|---|
| Frame size | LC3114F |
| Pitch | 2/3 |
| No. of poles | 4 |
| Excitation | Static regulated, brushless, self excited |
| Number of bearings | Single bearing, close coupled |
| Insulation | Class H |
| Temperature rise | 125/40°C |
| Enclosure | Drip proof IP23 |
| Overspeed capability — % of rated | 25% |
| Voltage regulator | 3-phase sensing with adjustable volts per hertz |
| Voltage regulation | Less than ± 0.5% |
| Wave form deviation | |
| Telephone Influence Factor (TIF) | Less than 2% |
| Harmonic Distortion (THD) | Less than 2% |

| Cat Generator Set | | | |
|---------------------------------------|---------------------------|----------------------|-----------------|
| | TMI Performance No. Units | Prime — 50 Hz P2634D | Prime — 60 Hz - |
| Power Rating | kVA (kW) | 100 (80) | 117 (94) |
| Performance Specification | | | |
| Lubricating System | | | |
| Oil pan capacity | L (gal) | 7 (1.85) | |
| Fuel System | | | |
| Fuel consumption — 100% Load | L/hr (gal/hr) | 22.6 (6) | 26.9 (7.1) |
| 75% Load | L/hr (gal/hr) | 17.1 (4.5) | 20.2 (5.3) |
| 50% Load | L/hr (gal/hr) | 11.8 (3.1) | 14.1 (3.7) |
| Fuel tank capacity | L (gal) | 410 (108) | |
| Running time @ 75% rating | Hr | 24 | 20.5 |
| Cooling System | | | |
| Ambient capability | °C (°F) | 41 (105.8) | 46 (114.8) |
| Engine & radiator coolant capacity | L (gal) | 12.6 (3.3) | 12.6 (3.3) |
| Engine coolant capacity | L (gal) | 7.0 (1.8) | 7.0 (1.8) |
| Air Requirements | | | |
| Combustion air flow | m³/min (cfm) | 6.0 (212) | 7.75 (274) |
| Exhaust System | | | |
| Exhaust flow at rated — dry exhaust | m³/min (cfm) | 15.2 (537) | 18.4 (650) |
| Exhaust temperature at rated kW | °C (°F) | 514 (957) | 517 (962) |
| Noise Rating (with enclosure)* | | | |
| Sound Power* | dB(A) | 96 | 97 |
| @ 7 meters @ 75% load | dB(A) | 69.4 | 70.5 |
| @ 7 meters @ 100% load | dB(A) | 69.9 | 70.8 |
| @ 1 meter @ 75% load | dB(A) | 80.3 | 81.6 |
| @ 1 meter @ 100% load | dB(A) | 80.9 | 82.0 |

*Guaranteed sound power as per 2000/14/EC

For full Engine & Emissions data please refer to TMI using the engine performance no.



Technical Data (continued)

| Dimensions | | | |
|---------------|-------------------|------------------|-------------------|
| | Length mm (in) | Width mm (in) | Height mm (in) |
| Generator Set | 2770 (109) | 1120 (44.1) | 1846.5 (72.7) |

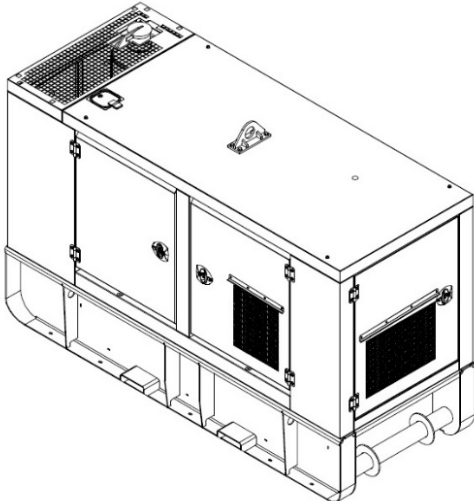
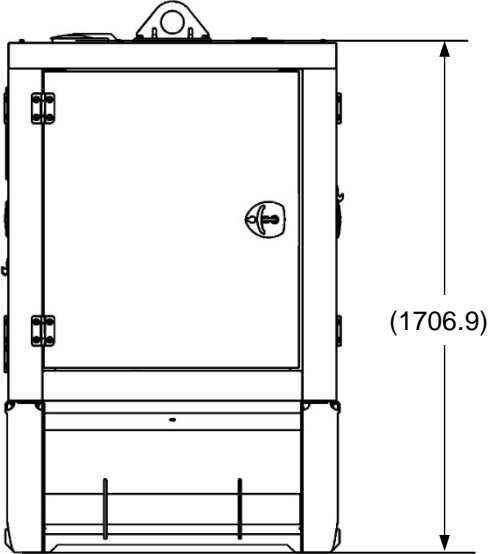
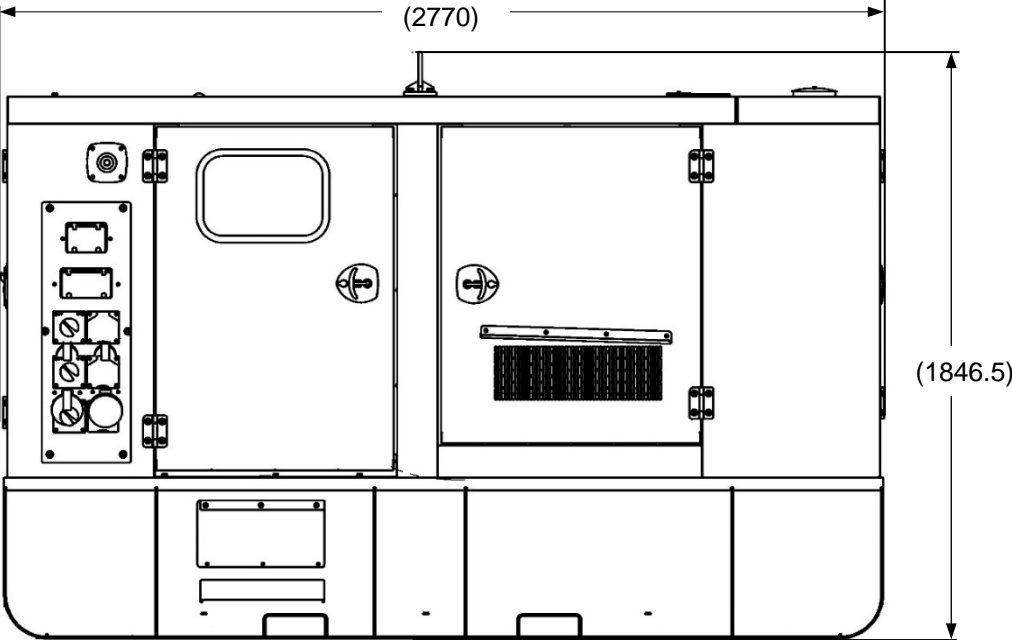
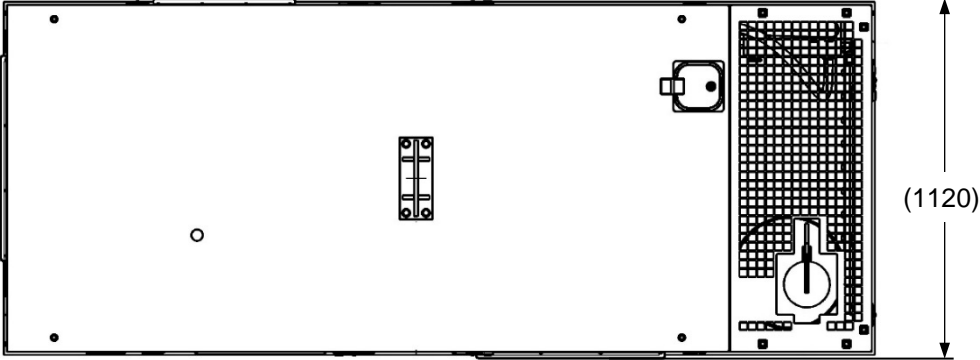
| Weight | |
|--------------------------------------|------------------|
| | Weight — kg (lb) |
| Lube Oil & Coolant — Empty Fuel Tank | 2027 (4469) |
| Full Fuel Tank | 2456 (5415) |

| Sockets | 15A | 16A | 32A | 50A | 63A | 125A |
|-----------|-----------|-----------|-----------|-----------|-----------|------|
| Clipsal* | 2x1ph+N+E | - | - | 1x3ph+N+E | - | - |
| CEE Form* | - | 2x1ph+N+E | 1x3ph+N+E | - | 1x3ph+N+E | - |

*Busbar connection is standard. Distribution sockets are optional.

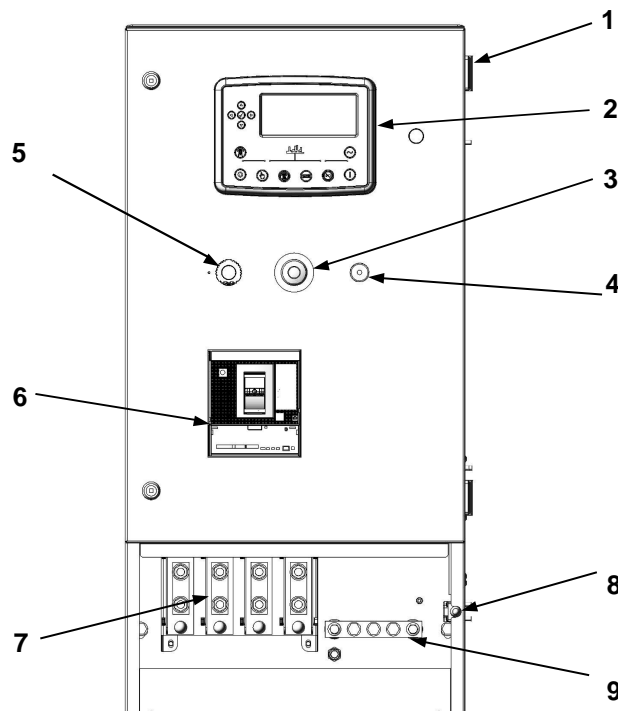
Layout for General Dimensions

Dimensions in millimeters



Control Panel and Power Distribution Layout

| Item | Description |
|------|---|
| 1 | Steel enclosure with hinged, lockable door |
| 2 | XQCP Control Panel |
| 3 | Emergency Stop button |
| 4 | Alarm |
| 5 | Service tool connector |
| 6 | Circuit breaker. 4-pole molded case |
| 7 | Main bus connection (bus bars with M12 studs) |
| 8 | Micro safety switch for bus bar door |
| 9 | Main earth terminal |



Rating Definitions and Conditions

Designed to Meet Specifications: ISO 8528, EN 12601, EN 60204-1, ISO 3046, IEC 60034.

Ratings are based on SAE J1349 standard conditions. These ratings also apply at ISO3046 standard conditions.

Prime — Output available with varying load for an unlimited time. Average power output is 70% of the prime power rating. Typical peak demand is 100% of prime rated kW with 10% overload capability for emergency use for a maximum of 1 hour in 12. Overload operation cannot exceed 25 hours per year.

Fuel rates are based on fuel oil of 35° API [16°C (60°F)] gravity having an LHV of 42 780 kJ/kg (18,390 Btu/lb) when used at 29°C (85°F) and weighing 838.9 g/liter (7.001 lbs/U.S. gal).

Additional ratings may be available for specific customer requirements, contact your Cat representative for details. For information regarding low sulfur fuel and biodiesel capability, please consult your Cat dealer.

www.Cat.com/rentalpower
 ©2022 Caterpillar
 All rights reserved.

Materials and specifications are subject to change without notice. The International System of Units (SI) is used in this publication.

CAT, CATERPILLAR, LET'S DO THE WORK, their respective logos, "Caterpillar Corporate Yellow", the "Power Edge" and Cat "Modern Hex" trade dress as well as corporate and product identity used herein, are trademarks of Caterpillar and may not be used without permission.