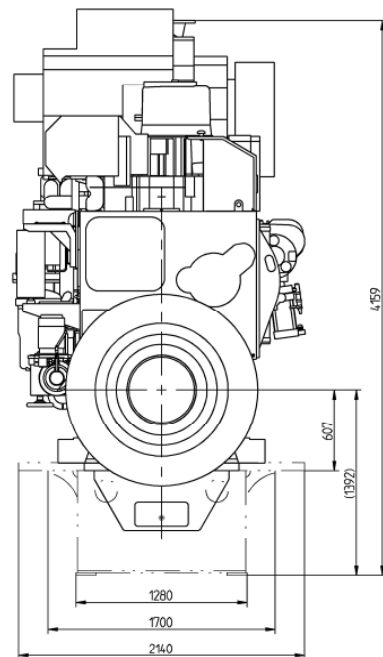
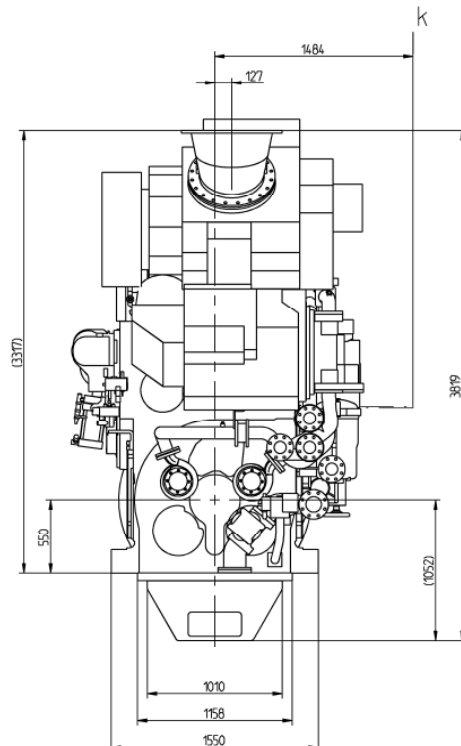
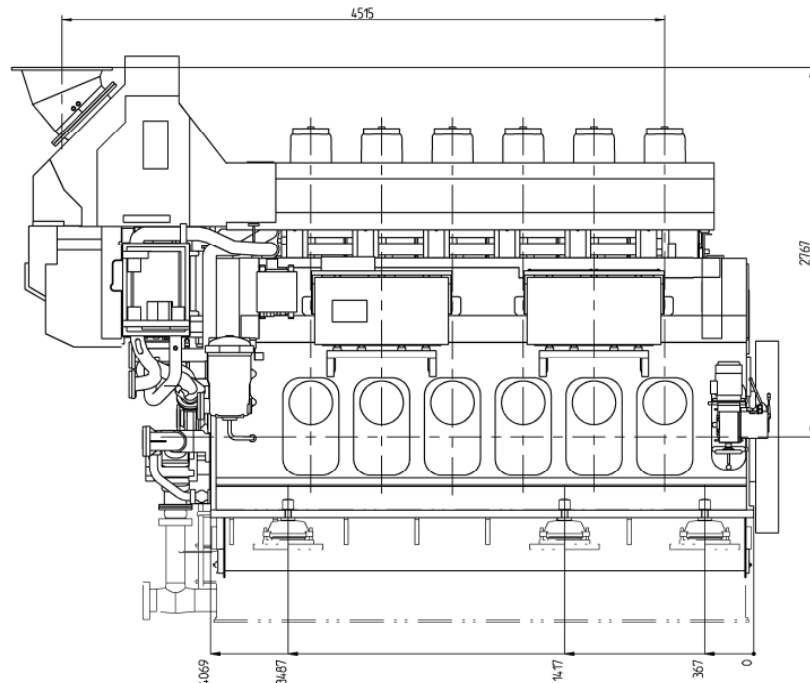


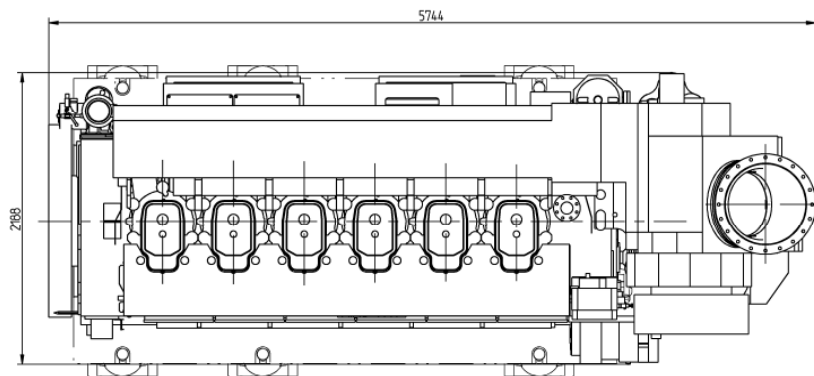
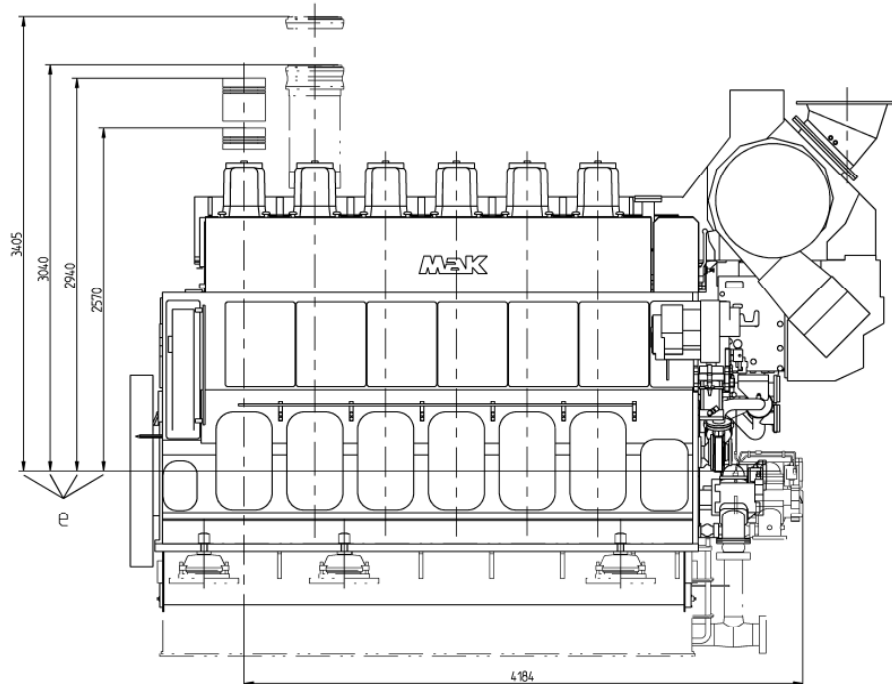
BEARING WET SUMP



WET SUMP



DRY SUMP



Anmerkung / REMARKS			
b SPACE REQUIRED FOR MEASURING TORSIONAL VIBRATIONS, AND/OR FOR REMOVAL OF THE VIBRATION DAMPER AND/OR LUBOIL PUMP			
e SPACE REQUIRED FOR REMOVAL OF PISTON AND CYLINDER LINER			
REDUCED REMOVAL HEIGHT FOR CYLINDER LINER 2940mm			
k SPACE REQUIRED FOR TERMINAL SET			
o SPACE REQUIRED FOR TURBOCHARGER SHAFT			
p SPACE REQUIRED FOR CHARGE AIR COOLER REMOVING			

Gewicht trocken mit flacher Ölwanne
WEIGHT DRY WITH DRY SUMP

CATERPILLAR MOTOREN GmbH & Co. KG RESERVES THE RIGHT TO
MODIFY AND AMEND DATA AT ANY TIME. ANY LIABILITY FOR
ACCURACY OF INFORMATION PROVIDED IS EXCLUDED.
WE WILL SUPPLY FURTHER BINDING DATA IN CONNECTION WITH A CORRESPONDING ORDER.

ALL RIGHTS RESERVED. NO PART OF THIS PUBLICATION
MAY BE REPRODUCED OR COPIED IN ANY FORM,
WITHOUT PRIOR WRITTEN PERMISSION OF CATERPILLAR MOTOREN GmbH & Co. KG.

CATERPILLAR		Model 6M34DF-CFWS 1.0	6M34DF-CFWS 1.0	
Überflächen Surfaces ISO 1802		Allgemeinsprachen General languages ISO 2768 - mK	Drawing Contour W 882	Positiv Scale 1:20
Benennung Name Motor - Einbauzeichnung ENGINE INSTALLATION DRAWING		Änd.-Stand Change Level -	Freigebe-Nr. Release No. -	Zeichnungs-Nr. Drawing No. 6M34DF CFWS
				Blatt Sheet 1