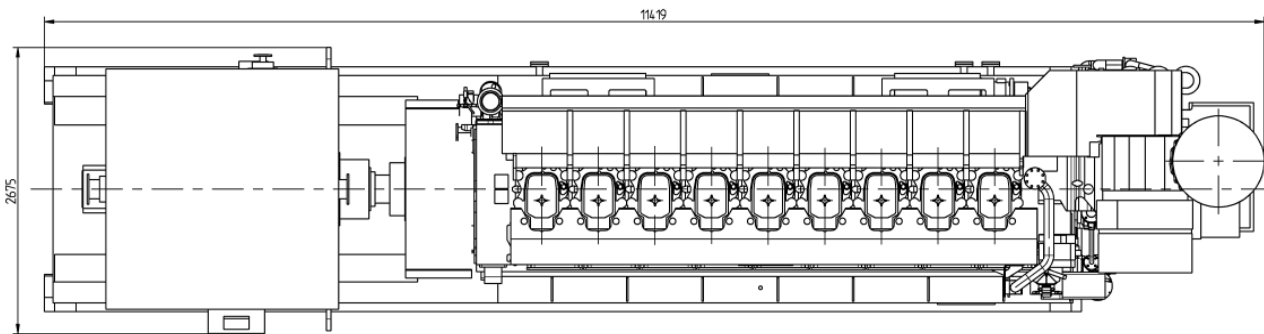
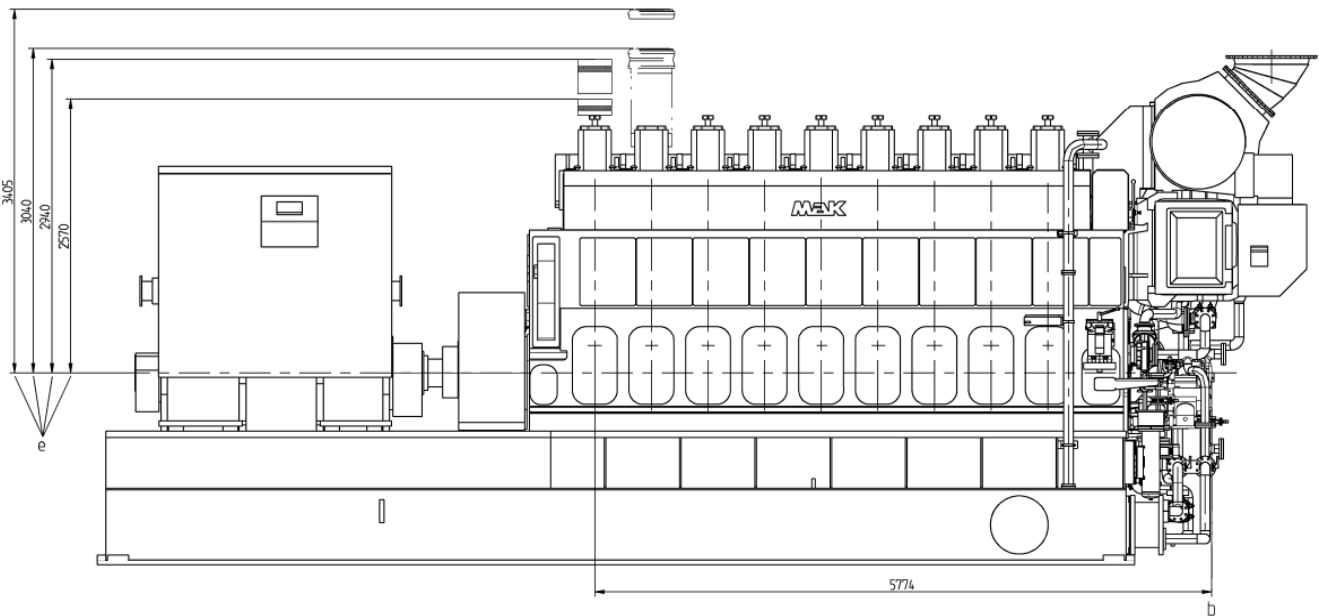
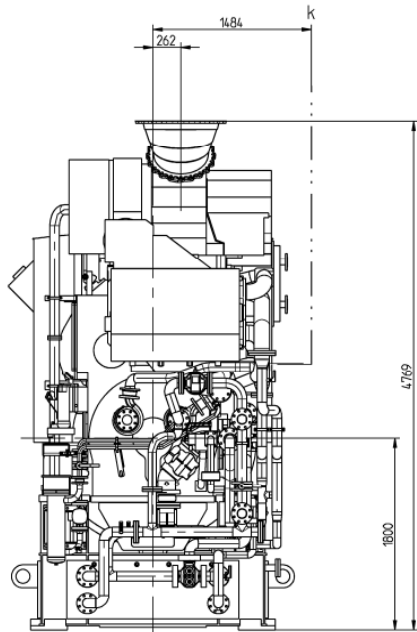
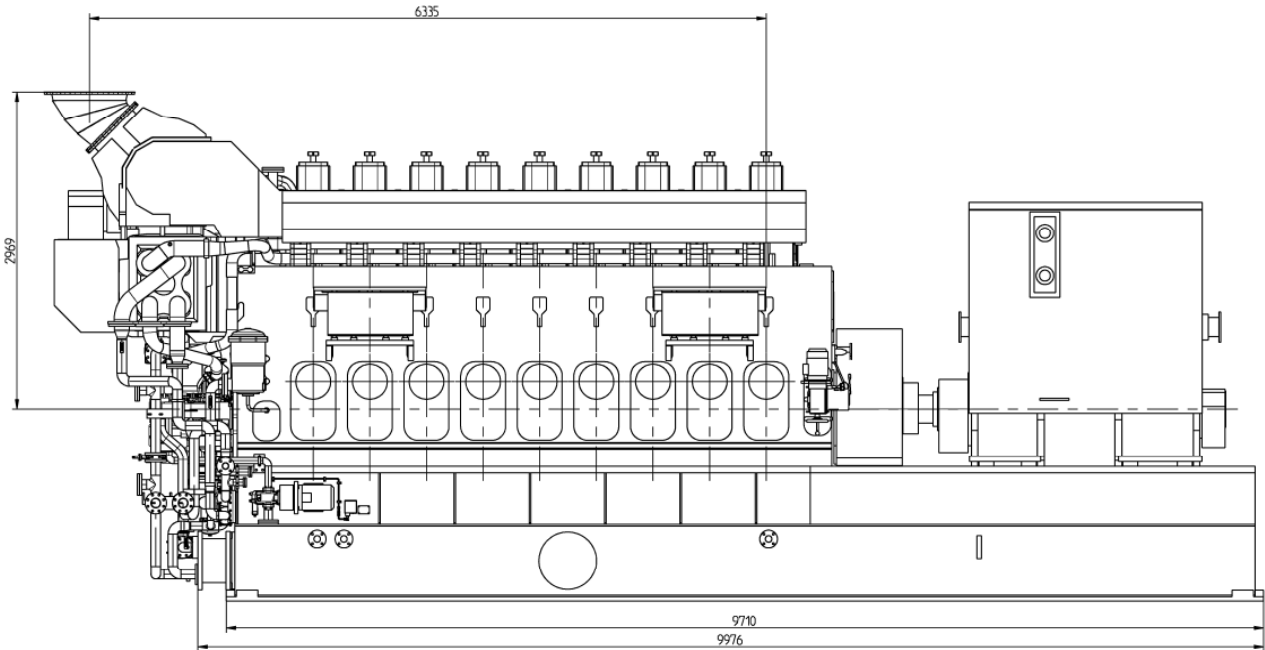
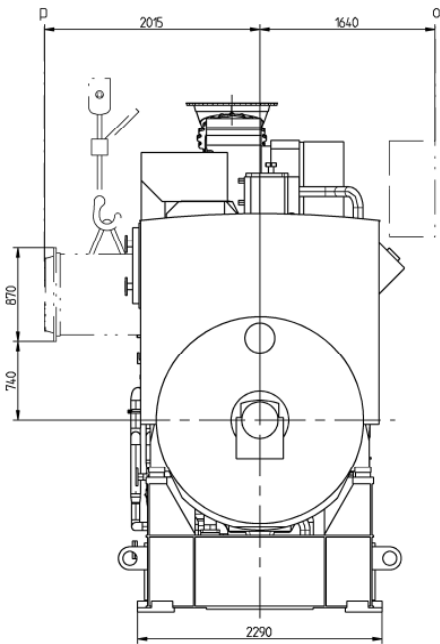


OPTION 2



Anmerkung / REMARKS	
b	SPACE REQUIRED FOR MEASURING TORSIONAL VIBRATIONS, AND/OR FOR REMOVAL OF THE VIBRATION DAMPER AND/OR LUBOIL PUMP
e	SPACE REQUIRED FOR REMOVAL OF PISTON AND CYLINDER LINER REDUCED REMOVAL HEIGHT PISTON AND LINER 2300mm
k	SPACE REQUIRED FOR TERMINAL SET
o	SPACE REQUIRED FOR TURBOCHARGER SHAFT
p	SPACE REQUIRED FOR CHARGE AIR COOLER REMOVING

CATERPILLAR		Model 9M34DF-GENSET 1.0
General Information		Drawing 9M34DF-GENSET 1.0

Overlaid Surfaces ISO 1802	General Information ISO 2768 - mK	Drawing Control W 882	Position Scale 1:25	Weight kg ~98000
----------------------------------	--------------------------------------	-----------------------------	---------------------------	------------------------

Aggregat - Einbauzeichnung	
DIESEL GEN SET INSTALLATION DRAW ING	

Alt-Size Change Level	Freigebe-Nr. Release No.	Doc Code	Zeichnungs-Nr. Drawing No.	Blatt Sheet
--------------------------	-----------------------------	----------	-------------------------------	----------------

9M34DF Genset				2
				3

CATERPILLAR MOTOREN GmbH & Co. KG RESERVES THE RIGHT TO
MODIFY AND AMEND DATA AT ANY TIME. ANY LIABILITY FOR
ACCURACY OF INFORMATION PROVIDED IS EXCLUDED.
WE WILL SUPPLY FURTHER BINDING DATA IN CONNECTION WITH A CORRESPONDING ORDER.

ALL RIGHTS RESERVED. NO PART OF THIS PUBLICATION
MAY BE REPRODUCED OR COPIED IN ANY FORM,
WITHOUT PRIOR WRITTEN PERMISSION OF CATERPILLAR MOTOREN GmbH & Co. KG.