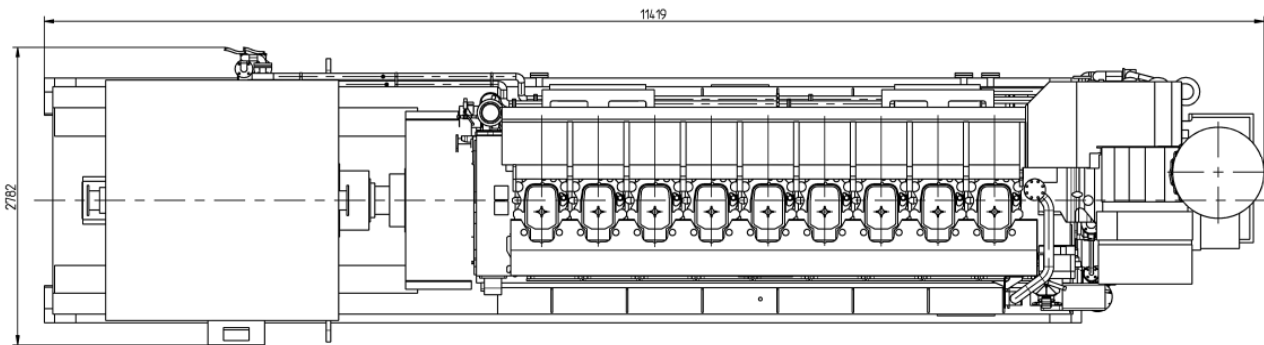
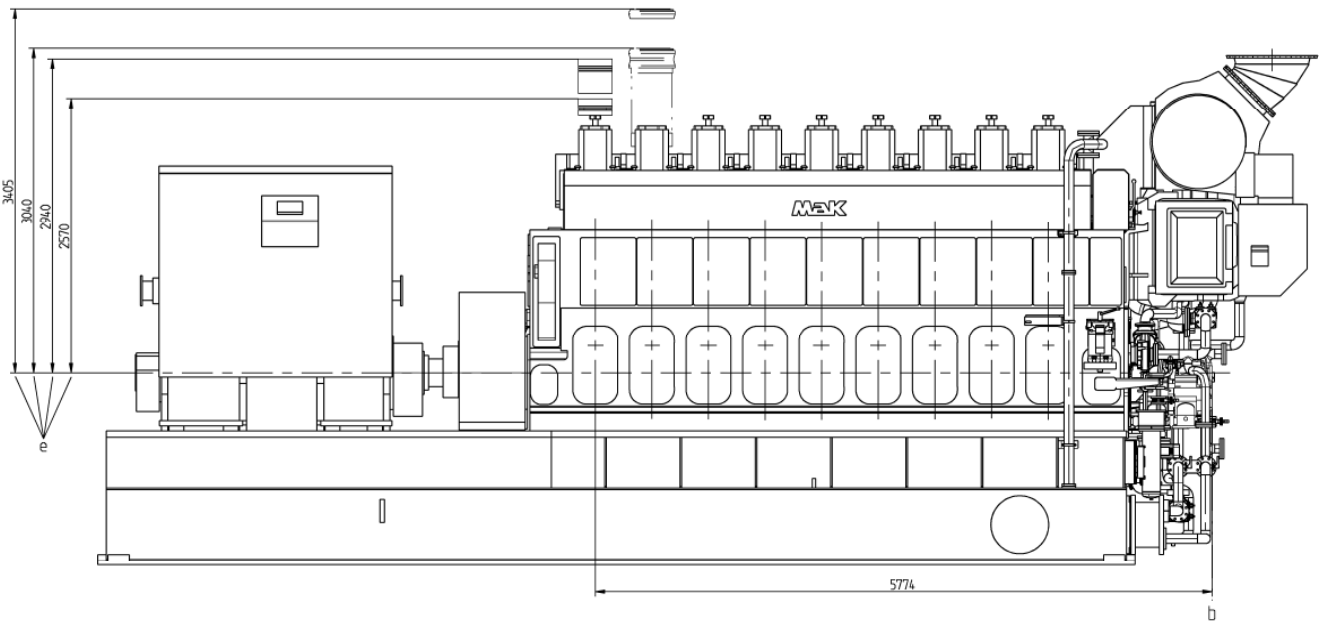
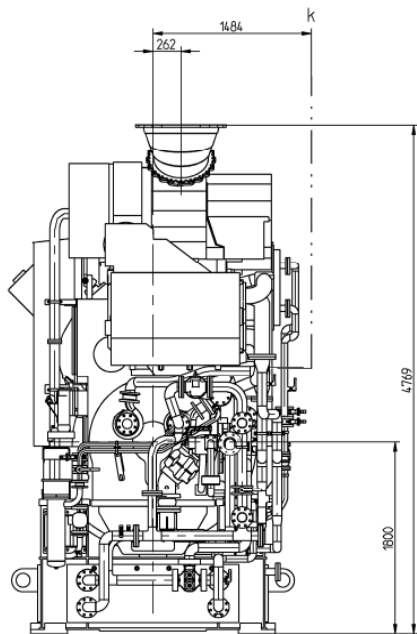
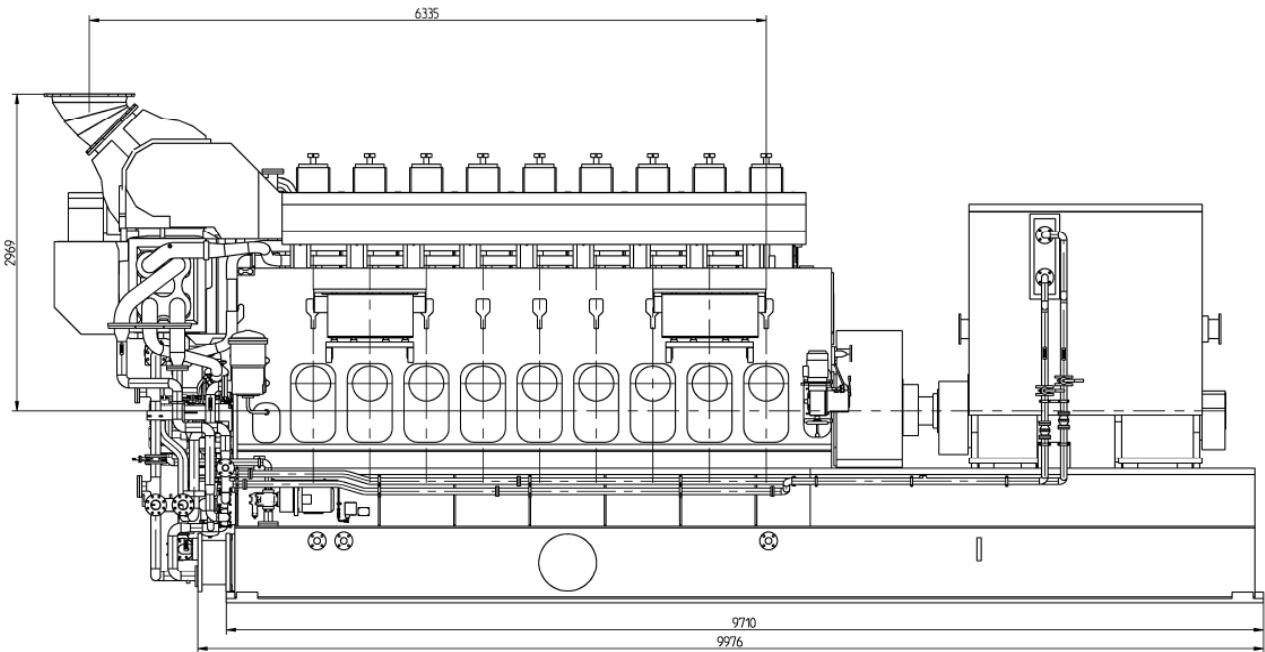
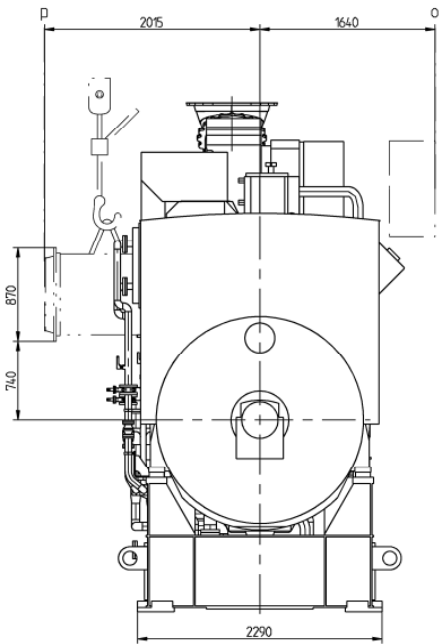


OPTION 1



Anmerkung / REMARKS	
b	SPACE REQUIRED FOR MEASURING TORSIONAL VIBRATIONS, AND/OR FOR REMOVAL OF THE VIBRATION DAMPER AND/OR LUBOIL PUMP
e	SPACE REQUIRED FOR REMOVAL OF PISTON AND CYLINDER LINER REDUCED REMOVAL HEIGHT PISTON AND LINER 2300mm
k	SPACE REQUIRED FOR TERMINAL SET
o	SPACE REQUIRED FOR TURBOCHARGER SHAFT
p	SPACE REQUIRED FOR CHARGE AIR COOLER REMOVING

CATERPILLAR		Model 9M34DF-GENSET 1.0	9M34DF-GENSET 1.0
Überflächen Surfaces ISO 1802	Allgemeinskizzen General. Surfaces ISO 2768 - mK	Drawings Contours W 882	Positiv Scale 1:25
Benennung Name Aggregat - Einbauzeichnung DIESEL GEN SET INSTALLATION DRAW ING		Werkstoff Material	Gewicht (kg) Weight (kg) ~98000
Änd.-Stand Change Level -	Freigabe-Nr. Release No.	UKZ Doc Code	Zeichnungs-Nr. Drawing No. 9M34DF Genset
			Blatt Sheet 1 3

CATERPILLAR MOTOREN GmbH & Co. KG RESERVES THE RIGHT TO
MODIFY AND AMEND DATA AT ANY TIME. ANY LIABILITY FOR
ACCURACY OF INFORMATION PROVIDED IS EXCLUDED.
WE WILL SUPPLY FURTHER BINDING DATA IN CONNECTION WITH A CORRESPONDING ORDER.

ALL RIGHTS RESERVED. NO PART OF THIS PUBLICATION
MAY BE REPRODUCED OR COPIED IN ANY FORM.
WITHOUT PRIOR WRITTEN PERMISSION OF CATERPILLAR MOTOREN GmbH & Co. KG.

Alle Rechte sind vorbehalten. Nachdruck, Vervielfältigung und Verbreitung, auch auszugsweise, ist ohne schriftliche Genehmigung der Caterpillar Motoren GmbH & Co. KG.
All rights reserved. No part of this publication may be reproduced or transmitted in any form or by any means electronic or mechanical, including photocopying and recording, or by any information storage or retrieval system, without permission in writing from Caterpillar Motoren GmbH & Co. KG.
Copyright © 2008 Caterpillar Motoren GmbH & Co. KG