

434F2

Backhoe Loader



Cat® C4.4 ACERT™ Engine

Gross Power ISO 14396

Net Power ISO 9249

Weights

Operating Weight

Standard

74.4 kW

70.0 kW

9257 kg

Backhoe Digging Depth

Digging Depth, SAE Maximum

Standard Stick

E-Stick Retracted – 4.26 m

E-Stick Extended – 4.26 m

4349 mm

4353 mm

5330 mm

434F2 Features

ECO Mode

A new feature for the F2 Series machines, integrated into the heart of the machine it is able to adjust key functions to save fuel and allow the machine to deliver high powered performance.

Product Link™

A feature that really allows you to get the most from your Cat Backhoe Loader; set a virtual boundary, compare idle and working times, and view accurate fuel usage. These with many other features provided through the Product Link option will really help you get the highest possible productivity from your machine and stay in control.

Cab and Controls

The introduction of the new cab to the Cat Backhoe Loader provides a comfortable and easy to use operator environment. With the ability to customize your experience, the all new cab allows the operator to perform in greater comfort and enjoy the latest technologies available on today's generation of backhoe loaders.

Powerful Hydraulics

The F2 Series machines really make an impact. High pump flow in a superior hydraulic system allow the operator excellent hydraulic performance at their fingertips.

Electro-Deposition Coating

At Caterpillar we believe in built in quality. The 434F2 has been treated with an electro deposited (E-Coat) primer which completely seals the metallic components of the machines structure.

Contents

Operator Station.....4

Power Train.....6

Hydraulics8

Parallel Lift Loader.....9

Backhoe.....10

Work Tools.....11

Serviceability12

Customer Support.....13

Specifications.....14

Standard and Optional Equipment18






Caterpillar has a well proven history in the construction equipment industry and has been producing the highest quality machines for 90 years, making progress possible and driving positive and sustainable change on every continent. For 30 years Caterpillar has produced the British built backhoe loader. From the A Series to this new F2 Series we have produced machines that are designed with the operator in mind, providing reliability, power and a quality operator environment. We have combined 30 years of passion, expertise and experience to create the latest Backhoe Loader offering from Caterpillar, the F2.

Operator Station


Seen, Not Heard





The Class Leading Operator Environment Just Got Better

- 74 dB(A) internal sound level across the range no matter the engine option.
- Heated seat to keep the operator warm no matter what the conditions are.
- Fantastic layout of switches and controls provide an ergonomic and comfortable operating environment all day long.
- An all new information display cluster will allow the operator to access information about the machines health and the new trip computer will provide performance information.
- A redesigned roof cap provides the operator with superior visibility to the loader at maximum dump height, from the comfort of the seat.
- The A-post mounted exhaust allows great forward visibility. The exhaust has been angled backwards, parallel to the A-Post, to minimize any impact on visibility.
- Secure your investment with the Cat Backhoe Loader security system. Designed specifically for the Cat Backhoe Loader, this device will keep your investment secure, while providing easy access for up to 25 specified people.
- The loader control now gives you more power at your fingertips: Differential lock, transmission neutralizer and auxiliary control.
- The cab design now incorporates a flat profile, and flat glass to ensure replacement and security is as easy as possible.



The 434F2 is fitted with mechanical controls providing low effort operation, with the ability to choose between ISO (Excavator) or SAE (Backhoe) control patterns. Providing easy and safe operation for operators of any experience or ability.

The Proven C4.4 ACERT Engine Delivers Reliable Power on Demand

- A powerful 74.5 kW power unit provides excellent performance for all applications.
- Outstanding fuel economy, contributes to low owning and operating costs.
- A robust aftertreatment solution to reduce emissions without compromising performance.
- To meet EU Stage IV emission standards the Cat Backhoe Loader utilizes the latest emissions technology available, including Diesel Exhaust Fluid.

ECO Mode

The F2 Series of Cat Backhoe Loaders have an all new Advanced Power Management System (APMS)

- The APMS allows the operator to set the machine to ECO mode providing excellent fuel savings.
- Providing the perfect balance between power and economy, the APMS enables fuel saving with no impact on productivity.

Axles and Differential Lock

The F2 Series of Cat Backhoe Loaders boast heavy duty Cat axles.

- Providing high durability, low noise levels and superb traction on uneven surfaces.
- Three chamber system provide constant lubrication of the heavy duty running gear and bearings on all gradients.
- 100% locking differential is fitted as standard on the Cat Backhoe Loader, ensuring maximum traction in all conditions.
- The 434F2 is an equal sized tire machine which delivers many additional benefits: flotation and low ground pressure, increased loader performance and all wheel steer.

Power Shift Transmission

This optional six speed transmission will perfectly match itself to the application, carefully selecting the appropriate gear whether you're driving between job sites or using the loader function. Now the gear box has been tweaked, smoothing gear shifts and extending the top gear providing a more efficient and comfortable driving experience.



Torque Lock-Up

The lock-up torque converter provides a direct ratio between power pack and driveline when in the roading gears. This results in a 16% decrease in fuel consumption and an 11% increased average speed. The lock-up torque converter is an invaluable addition for those traveling between job sites.



Power Train

Powerful, Proven, Efficient





Hydraulics

Unmatched Performance

Powerful Load Sensing Hydraulic System

Intelligent hydraulics provide the right amount of power at the right time. Load sensing, closed center hydraulic system, actively matches hydraulic power and flow, allowing full hydraulic forces at any engine speed.

- Flow-sharing valves actively manage the flow of oil between each function of the machine. When the operator demands multiple operations the machine responds, providing smooth, effortless operation.
- Electronic torque limiter on the machine helps to provide perfect synchronization between the engine, transmission and hydraulic system.





Parallel Lift Loader


Reaching New Heights



Loader Performance

The proven design of the F2 loader provides ultimate performance. This machine makes light work of lifting and loading.

- Parallel lift loader arms offer excellent forward visibility and self leveling, ensuring excellent material retention throughout the lift and lower cycles.
- Ride Control option offers loader suspension to improve ride comfort when moving around the job site or transporting the machine on the road. There is also the added benefit of increased material retention providing an invaluable boost in productivity.
- The Return to Dig system returns the bucket to level, great for applications with repetitive work cycles.



Backhoe

Built for the Task

Excavator Style Backhoe

Whether close-up truck loading or digging over obstacles, the iconic excavator style boom tackles the toughest jobs with ease. Combine this versatility with powerful breakout forces, controllability, a flow-sharing hydraulic system and the 434F2 is capable of high levels of productivity with minimum effort. The boom is a narrow design, ensuring maximum visibility to the work tool and ground.

Extendible Stick

The 434F2 is available with an extendible stick that increases dig depth and reach capability increasing the machines versatility and utilization, reducing the amount of machine repositioning and therefore reducing site damage. A sliding inner section design helps to ensure the wear pads remain as dirt free as possible, extending adjustment and replacement intervals. Auxiliary lines, for operating hydraulic work tools, have been routed so that they are protected from damage when working in the narrowest of trenches.

Side Shift Frame

The F2 Series Side Shift Frame has exterior locking clamps, with no disassembly needed when servicing. The frame is a solid design with E-Coat protection, this prevents material build up in the frame and reduces the risk of rust, increasing the life of the frame.

Cat Cushion Swing

The 434F2 is equipped with Cat Cushion Swing, which enables very fast trenching by damping the boom oscillation during trenching cycles.

Powered Side Shift (optional)

Provides a hydraulic service to allow the operator to easily position the backhoe across the full width of the Side Shift Frame. Ideal for use in areas with minimal space and utility applications such as gas, electrical, and telecoms.





Work Tools

A Solution for Every Job

Loader

Loader Buckets

General Purpose loader buckets are available as well as the hydraulically operated Multi Purpose bucket. These come in a range of sizes from 0.96 m³ to 1.3 m³.

Other Available Loader Tools Include:

- Brooms
- Material Handling Arms
- Truss Booms
- Forks
- Blades

Backhoe

Excavating Buckets

Cat Work Tools provide a range of buckets in various sizes. It is easy to find the correct bucket for the application with a range including:

- Standard Duty
- Heavy Duty
- High Capacity
- Rock
- Ditching

Other Available Backhoe Tools Include:

- Cold Planers
- Hammers
- Augers
- Vibratory Compaction Plates

Backhoe Quick Coupler

Manual or Hydraulic backhoe couplers make rear tool exchange quick, easy and safe. New Cat dual lock couplers have a self adjusting wedge design to ensure a tight fit. They also feature a safety lock which automatically engages.





Serviceability

Less Time Servicing, More Time Working

Daily Service Points

Caterpillar understands that the easier a task is the more likely it is to be done. We have ensured that servicing the Cat Backhoe Loader is as simple as it can be. All daily check points are grouped together and are easy to access. Sealed for life axles and driveshafts remove the need for operators to grease the time consuming and awkward areas below the machine.

Hinged Cooling Pack

The hood opens to reveal the engine and a unique to Cat hinged cooling pack. The air conditioning pack lifts up and the radiator tilts forward with no tooling required, giving easy access for debris removal whether you are in the workshop or on a job site, keeping cooling performance to an optimum.

Wear Pad Adjustments

The Extendible Stick (E-Stick) is designed to be self lubricating, to minimize the need for operator interaction. The stabilizers and E-Stick all have easily adjustable wear pads that require no disassembly. When wear pad adjustments are necessary, the adjustment bolts are easy to access, taking minutes to complete the adjustment.

Cat Filters

All Cat filters are vertically mounted for spill free servicing and reduced oil contamination. These low micron filters remove microscopic particles from the oil, keeping the engine, transmission and hydraulic system running smoothly for years.



Customer Support Agreements

Your Cat dealer can offer a comprehensive range of CSA's which can be individually tailored to suit your finances and requirements. Dealers can offer a range of options from a full preventative maintenance with S-O-SSM package to a parts only CSA. Protect your valuable investment and know exactly what your monthly payments will be to help you run your business.

Finance

Have you explored the range of options available from your dealer to finance your machine? They can offer a selection of attractive packages tailored to suit your every requirement.

Machine Selection

Your dealer can help you with your machine purchase decision, based on your requirements and help keep operating costs to a minimum. Is the machine you have in mind exactly the best for your job, or could there be a more suitable solution?

Training and Support

Speak to your dealer about additional support. They can advise you on operating techniques for your machines which will minimize wear and tear, maximize productivity, lower owning and operating costs and help you make the most of the fantastic features offered on the Cat Backhoe Loaders.

434F2 Backhoe Loader Specifications

Engine

	EU Stage IV Standard Offering	
Model	C4.4 ACERT 74.5 kW Electronic Turbo Intercooled	
Ratings at 2,200 rpm		
Gross Power ISO 14396	74.5 kW	101 hp
Net Power Rating at 2,200 rpm		
ISO 9249	70.0 kW	95.2 hp
EEC 80/1269	70.0 kW	95.2 hp
Bore	105 mm	
Stroke	127 mm	
Displacement	4.4 L	
Torque Rise (net) at 1,400 rpm	46%	
Maximum Torque (at 1,400 rpm)	438 N·m	
Power Rating Conditions		
No De-rating Required up to	2286 m	

- Net power advertised is the power available at the flywheel when the engine is equipped with fan, air cleaner, muffler and alternator.
- No derating required up to 2286 m altitude. Auto derate protects hydraulic and transmission systems.
- Meets EU Stage IV emission standards.

Transmission

Travel speeds of Two Wheel Drive backhoe loader at full throttle, when equipped with 440/80-28 rear tires

	Power Shuttle	Auto-Shift	Auto-Shift (Lock-Up)
Forward			
1st	5.6 km/h	5.7 km/h	5.7 km/h
2nd	9.2 km/h	9.5 km/h	9.5 km/h
3rd	20.9 km/h	12.4 km/h	12.4 km/h
4th	40 km/h	19.5 km/h	19.5 km/h
5th		26.4 km/h	25.5 km/h
6th		40 km/h	40 km/h
Reverse			
1st	5.6 km/h	6 km/h	6 km/h
2nd	9.2 km/h	12.5 km/h	12.5 km/h
3rd	20.9 km/h	26.9 km/h	26.9 km/h
4th	40 km/h		

Service Refill Capacities

Cooling System with A/C	22 L
Fuel Tank	160 L
Engine Oil with Filter	8.8 L
Diesel Exhaust Fluid	19 L
Transmission (Power Shuttle)	
AWD	15 L
Transmission (Auto-Shift)	
AWD	19 L
Rear Axle	
Center Housing	16 L
Planetaries	1.7 L
Front Axle (AWD)	
Center Housing	14 L
Planetaries	1.7 L
Hydraulic System	95 L
Hydraulic Tank	40 L

Hydraulic System

Type	Closed Center
Pump Type	Variable-flow, Axial Piston
Maximum Pump Capacity	160 L/min
System Pressure	
Backhoe	250 Bar
Loader	250 Bar

Noise Level

Inside Cab	74 dB(A)
Outside Cab	100 dB(A)

434F2 Backhoe Loader Specifications

Weights*

Operating Weight	9257 kg
Operating Weight (Maximum) (ROPS Capacity)	11 500 kg
Auto-Shift Transmission	76 kg
Ride Control	11 kg
Air Conditioning	34 kg
MP Bucket (1.00 m ³)	
with fold-over forks	948 kg
without fold-over forks	798 kg
4.3 m Extendible Stick (excludes front counterweight)	203 kg
Counterweights	
Base	115 kg
Minimum Counterweight Recommendations – Standard Stick	
Loader Bucket	
GP	0 kg
MP	0 kg
Minimum Counterweight Recommendations – Extendible Stick	
Loader Bucket	
GP	0 kg
MP	0 kg

*Machine Configuration – 74.5 kW engine, standard stick hoe, standard cab with A/C, AWD standard shift transmission, 1.15 m³ MP loader bucket, 24" standard duty hoe bucket, 440/80R24 tires, no counterweight, 80 kg operator, full fuel tank.

Axles

All Wheel Drive (AWD)

Features

- Heavy-duty rear axle with self adjusting inboard brakes, differential lock and final drives.
- AWD is engaged by front console panel switch or by brake pedal during all-wheel-braking operation. AWD can be engaged on the move, under load, in any gear, forward or reverse. AWD has outer final drives for easy maintenance.
- AWD front axle is pendulum mounted and permanently sealed and lubricated, requiring no daily maintenance. Also features double-acting steering cylinder with 52° steering angle for increased maneuverability.

Axle Ratings

Front Axle, AWD	
Static	22 964 kg
Dynamic	9186 kg
Rear Axle	
Static	22 964 kg
Dynamic	9186 kg

Steering

Type	Front Wheel
Power Steering	Hydrostatic
AWD Cylinder, One (1) Double-acting	
Bore	65 mm
Stroke	120 mm
Rod Diameter	36 mm
Axle Oscillation	11 mm

Turning Circle

AWD (inner wheel not braked)	
Outside Front Wheels	8.2 m
Outside Widest Loader Bucket	11.0 m

Brakes

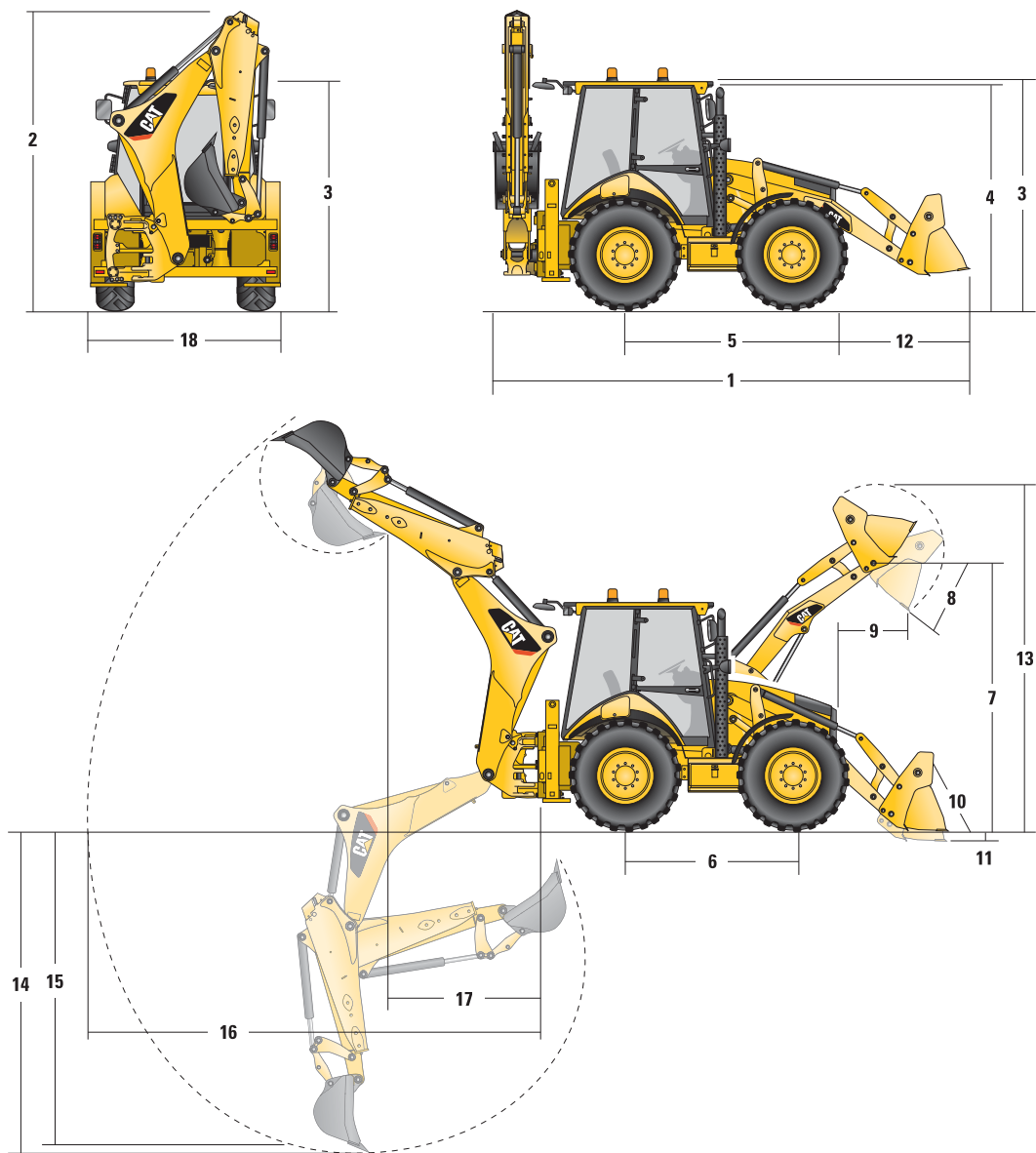
Fully enclosed boosted, hydraulic, multiple discs.

Features

- Inboard oil-immersed, hydraulically actuated multiple Kevlar discs on final drive input shaft.
- Completely enclosed and sealed.
- Self-adjusting.
- Dual foot-operated boosted brake pedals can be interlocked for roading.
- Parking/secondary brakes are independent of the service brake system. Parking brake is mechanically applied through a hand lever located in the right side console.
- Meets ISO 3450:1996 requirements.

434F2 Backhoe Loader Specifications

Machine Dimensions



	GP – 1.15 m ³	MP – 1.15 m ³	MP with forks – 1.15 m ³
1 Overall Length in Roading Position	5841 mm	5840 mm	5843 mm
Overall Transportation Length	5900 mm	5900 mm	5900 mm
2 Overall Transport Height – 4.3 m	3780 mm	3780 mm	3780 mm
Overall Width (excluding loader bucket)	2322 mm	2322 mm	2322 mm
3 Height to Top of Cab/Canopy	2889 mm	2889 mm	2889 mm
4 Height to Top of Exhaust Stack	2754 mm	2754 mm	2754 mm
5 Rear Axle Centerline to Front Grill	2795 mm	2795 mm	2795 mm
6 Wheelbase AWD	2235 mm	2235 mm	2235 mm

Dimensions and performance specifications shown are for machines equipped with 440/80R28 tires, standard cab, standard stick with 24 inch standard duty bucket, and 1.3 m³ MP loader bucket and standard equipment unless otherwise specified.

434F2 Backhoe Loader Specifications

Loader Bucket Dimensions and Performance

	GP – 1.15 m ³	MP – 1.15 m ³	MP with forks – 1.15 m ³
Capacity	1.15 m ³	1.15 m ³	1.15 m ³
Width	2434 mm	2434 mm	2434 mm
Lift Capacity at Maximum Height	4661 kg	4329 kg	4150 kg
Lift Breakout Force	61.3 kN	58.5 kN	56.6 kN
Tilt Breakout Force	63.4 kN	63.6 kN	62.3 kN
Tipping Load at Breakout Point	6677 kg	6484 kg	6301 kg
7 Maximum Hinge Pin Height	3518 mm	3518 mm	3518 mm
8 Dump Angle at Full Height	45°	45°	45°
Dump Height at Maximum Angle	2745 mm	2760 mm	2760 mm
9 Dump Reach at Maximum Angle	923 mm	908 mm	908 mm
10 Maximum Bucket Rollback at Ground Level	44°	44°	44°
11 Digging Depth	154 mm	154 mm	154 mm
Maximum Grading Angle	109°	110°	110°
12 Grill to Bucket Cutting Edge, Carry Position	1494 mm	1479 mm	1482 mm
13 Maximum Operating Height	4386 mm	4463 mm	4341 mm
Bucket Weight (excluding teeth and forks)	438 kg	752 kg	927 kg

Backhoe Dimensions and Performance

	Standard Stick – 4.3 m	E-stick Retracted – 4.3 m	E-stick Extended – 4.3 m
14 Digging Depth, SAE Maximum	4349 mm	4353 mm	5330 mm
Digging Depth, Manufacturer's Maximum	4827 mm	4832 mm	5748 mm
15 Digging Depth, 2400 mm Flat Bottom	3974 mm	3978 mm	5040 mm
Digging Depth, 600 mm Flat Bottom	4306 mm	4309 mm	5296 mm
Digging Depth, 600 mm Flat Bottom, Manufacturer's	4817 mm	4822 mm	5746 mm
Reach from Rear Axle Centerline at Ground Line	6745 mm	6750 mm	7676 mm
16 Reach from Swing Pivot at Ground Line	5655 mm	5660 mm	6586 mm
Maximum Operating Height	5578 mm	5577 mm	6145 mm
Loading Height	3909 mm	3920 mm	4487 mm
17 Loading Reach	1808 mm	1758 mm	2641 mm
Swing Arc	180°	180°	180°
Bucket Rotation	205°	205°	205°
18 Stabilizer	2352 mm	2352 mm	2352 mm
Bucket Dig Force	63.4 kN	63.4 kN	63.4 kN
Stick Dig Force	36.1 kN	36.8 kN	26.9 kN

Dimensions and performance specifications shown are for machines equipped with 440/80R24 tires, standard cab, standard stick with 24 inch standard duty bucket, no counterweight, 1.15 m³ MP loader bucket and standard equipment unless otherwise specified.

434F2 Standard and Optional Equipment

Standard and Optional Equipment

Standard and Optional equipment may vary. Consult your Cat dealer for details.

	Standard	Optional		Standard	Optional
Cab ROPS and FOPS			Guards		
Cab, Deluxe	—	✓	Guard, Teeth (GP/MP)	—	✓
Cab, Standard	✓	—	Guard, Driveshaft	—	✓
*See Cab Options Page			Guard, Tail Lights	—	✓
Cab ROPS and FOPS are standard. ROPS (Roll Over Protective Structure) offered by Caterpillar for this machine meets ROPS criteria ISO 3471:1994 and FOPS (Falling Objects Protective Structure) criteria ISO 3449:1992.			Loader Safety Brace	✓	—
			Object Handling Kit	—	✓
Tires/Steering/Brakes			Field Installed Attachments		
All Wheel Drive	✓	—	Powered Side Shift (PSS)	—	✓
All Wheel Steering	✓	—	Boom Sticks and Linkages – Backhoe		
100% Differential Lock	✓	—	Quick Coupler, Hydraulic	—	✓
Hydraulic Boosted Brakes (dual pedals)	✓	—	Quick Coupler, Mechanical	—	✓
Tires 24 inch	✓	—	Stick, Extending (4.3 m)	—	✓
Tires 28 inch	—	✓	Stick, Standard (4.3 m)	✓	—
Engine/Transmission			Transport Lock, Swing	✓	—
Battery 750 CCA, Maintenance Free (standard)	✓	—	Transport Lock, Boom	✓	—
Battery 750 CCA, Maintenance Free (heavy duty)	—	✓	Boom Sticks and Linkages – Loader		
Hinged Radiator Unit for Simple Debris Removal	✓	—	Loader Cutting Edge (2 pieces)	—	✓
ECO Mode (autoshift gearbox option only)	✓	—	Hydraulics		
Engine 74.5 kW (101 hp) Cat C4.4 ACERT	✓	—	Hydraulic Pump (160 L/min)	✓	—
Engine Block Heater	—	✓	Hydraulic Quick Disconnects (twist to connect)	—	✓
Jump Start Connector	✓	—	Side Shift Lock (electro-hydraulic)	✓	—
Transmission, 4-Speed Manual	✓	—	Hydraulic Oil Cooler	✓	—
Transmission, 6-Speed Automatic	—	✓	Hydraulics – Backhoe		
Transmission, 6-Speed Automatic (torque lock-up)	—	✓	Hydraulic Lines, 1-Way	—	✓
Input			Hydraulic Lines, 2-Way	—	✓
Controls, Mechanical Lever	✓	—	Hydraulics – Loader		
Power Steering, Hydrostatic	✓	—	Loader Kickout, Float	✓	—
Other Attachments			Loader Kickout, Return to Dig	✓	—
Counterweight, 115 kg	—	✓	Auto Ride Control	—	✓
Front Fenders	—	✓	Parallel Lift	✓	—
Street Pads, Stabilizers	—	✓	Electrical		
Tool Storage Box	✓	—	Product Link, Cellular	—	✓
Transport Tie-downs	✓	—	Product Link, Satellite	—	✓
			Reversing Alarm	✓	—
			Stabilizer Alarm	✓	—
			Beacon, Strobe	—	✓
			Beacon, Rotating	—	✓

434F2 Standard and Optional Equipment

Cab Options

	Standard	Deluxe
Air Recirculation Control	—	✓
Air Conditioning	optional	optional
Auto-Up Stabilizers	—	✓
Beacon Socket (×2)	✓	✓
Brake Pedals Operable Independently and Interlocked	✓	✓
Cab Heater	✓	✓
Cab Internal Light	✓	✓
Cab Internal Light (courtesy)	—	✓
Cup Holders (×2)	✓	✓
Differential Lock Button on Loader Control	✓	✓
Entry Level Radio	optional	optional
Face Fan	optional	optional
Front and Rear Side Opening Windows	✓	✓
Front Headlights*	✓	✓
Full Width Perforated Sun Visor	✓	✓
Fully Adjustable Work Lights (×8)	✓	✓
Gauge Cluster with LCD Display	✓	✓
Horn Front	✓	✓
Horn Rear	✓	✓
Instrument Panel Vandal Guard	✓	✓

	Standard	Deluxe
Internal Power Socket (×2)	✓	✓
Kickdown Function on Loader Control	✓	✓
Left Hand Storage Console	✓	✓
Premium Radio	optional	optional
Rear Tail Lights (LED)	✓	✓
Removable Floor Mat	✓	✓
Safety Lock, Hydraulics	✓	✓
Safety Lock, Transmission	✓	✓
Seat, Deluxe Fabric	—	✓
Seat, Deluxe Fabric Heated	optional	optional
Seat, Fabric	✓	—
Security Keypad	optional	optional
Self Cancelling Directional Indicators	✓	✓
Steering Wheel Column, Tilt and Telescopic Adjustment	—	✓
Steering Wheel Column, Tilt	✓	—
Transmission Neutralizer on Loader Control	✓	✓
Throttle, Foot	✓	✓
Throttle, Hand	✓	✓
Window Wiper Front and Rear	✓	✓

*May vary depending on region

For more complete information on Cat products, dealer services, and industry solutions, visit us on the web at www.cat.com

© 2016 Caterpillar
All rights reserved

Materials and specifications are subject to change without notice. Featured machines in photos may include additional equipment. See your Cat dealer for available options.

CAT, CATERPILLAR, SAFETY.CAT.COM, their respective logos, "Caterpillar Yellow" and the "Power Edge" trade dress, as well as corporate and product identity used herein, are trademarks of Caterpillar and may not be used without permission.

AEHQ7430-01 (07-2016)
Replaces AEHQ7430

