

D8T

Track-Type Tractor



Engine

Engine Model	Cat® C15 ACERT™	
Emissions	U.S. EPA Tier 4 Final/EU Stage IV/ Korea Tier 4	
Engine Power (Maximum)		
SAE J1995	271 kW	363 hp
ISO 14396	268 kW	359 hp
ISO 14396 (DIN)		364 hp

Engine (continued)

Net Power (Rated)		
ISO 9249/SAE J1349	233 kW	312 hp
ISO 9249/SAE J1349 (DIN)		317 hp

Operating Weights

Standard	39 420 kg	86,900 lb
LGP	37 420 kg	82,496 lb

D8T Features

Powerful Productivity

A Cat C15 ACERT engine, integrated power train and responsive hydraulics work together to put more power to the ground, where you need it to get the job done. A larger blade option, with new Performance Cutting Edges, helps you move even more material in less time.

Easy to Operate

The latest D8T model gives you comforts like a quiet cab, a heated/ventilated seat option and color touch screen display.

Cat Connect Technologies

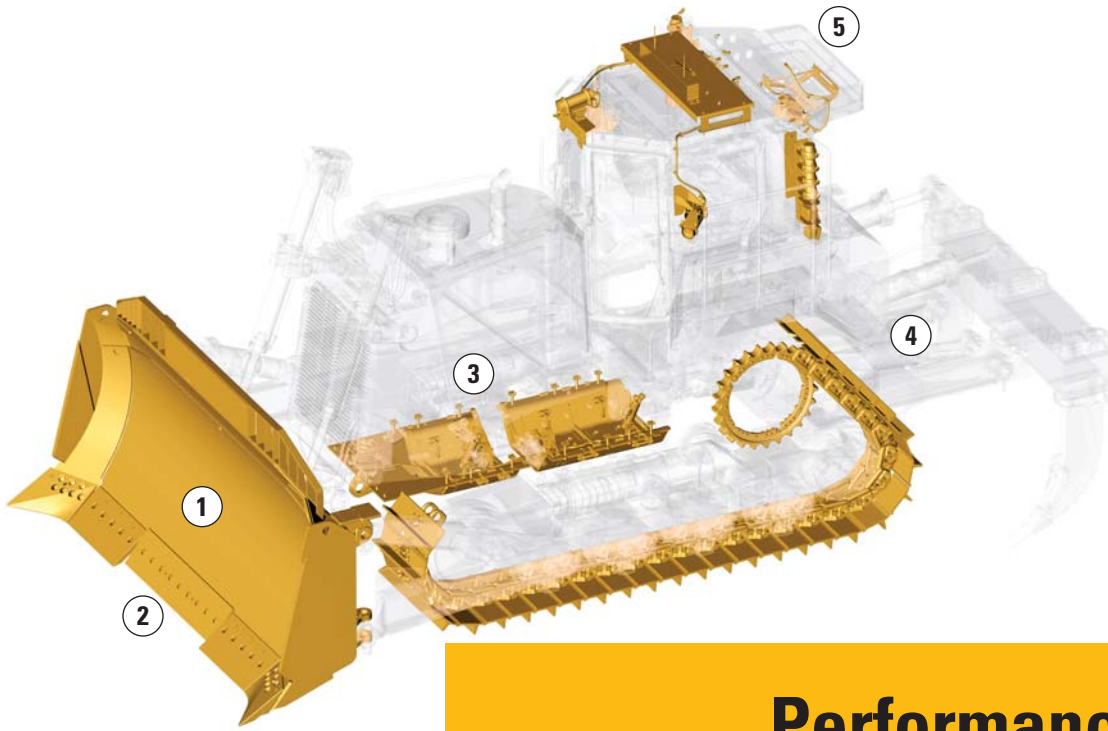
Optional GRADE Technologies like factory integrated Cat GRADE with 3D help you take on complex design plans in less time. COMMAND for Dozing option enhances safety and productivity with remote control capability.

Contents

Performance Features	3
Power and Performance.....	4
Operator Environment.....	6
Emissions Technology.....	7
Cat Connect Technologies.....	8
Equipped for the Job	10
Special Arrangements	12
Sustainability	13
Safety	13
Serviceability and Customer Support.....	14
Specifications.....	16
Standard Equipment.....	21
Mandatory Attachments.....	22
Mandatory Attachments and Optional Equipment.....	23



The Cat D8T dozer has a long history of outstanding versatility, productivity and resale value. Because this bulldozer excels across a wide range of tasks, customers choose the D8T for everything from dozing, ripping, scraper work and land clearing to finish grading. And with features designed for even greater comfort, productivity and fuel efficiency, today's D8T does even more to help you meet your business objectives.



Performance Features

Save time, save money

Equip your D8T with optional features to help you get more work done in less time and at a lower cost.

① Larger Semi-Universal (SU) Blade

- Move more material per pass for up to **13 percent more productivity**.
- 13.4 yd³ (10.3 m³) – 19 percent more capacity.*

② Performance Cutting Edges for SU Blades

- Patented design moves more material per pass – cutting action loads blade faster, **increases blade load mass by up to 25 percent.****
- Easier blade penetration in hard/frozen ground, moderate rock – reduce ripping in some situations
- Digs deeper – aids blade control, load retention, traction – reduces track slip, improves undercarriage life.
- Equal wear life/life cycle cost*** – no mid-life edge flip or end bit replacement required.
- Built-in wear indicators, drilled and tapped holes for easier installation, interchangeable with traditional edges.
- Versatility – on-plane cutting system allows finish grading.

③ Powered Bottom Guards

- **Reduce downtime, enhance safety.**
- Hydraulically actuated from remote switch.
- Center opening for easy clean-out or side opening for full access.

④ Cat Heavy Duty Extended Life Undercarriage

- **30 percent more bushing wear life.*****
- Reduced link scalloping – patented crowned Dura Link improves ride after 50 percent link wear.***
- Matching component life for easier maintenance.
- Best suited to high abrasion conditions.

⑤ COMMAND for Dozing

- Remote control operation for **enhanced safety and greater productivity.**
- Over-the-shoulder operator console provides line-of-sight remote control up to 400 m (437 yd) away.
- Comfortable remote operator station offers both line-of-sight and non-line-of-sight remote control.

*Compared to Standard SU blade.

**Compared to standard cutting edges.

***Compared to Positive Pin Retention undercarriage.



A Cat C15 ACERT engine gives you the power and reliability you need to get the job done. Fuel economy, plus efficient use of Diesel Exhaust Fluid (DEF) gives you excellent overall fluid efficiency.

Differential Steering

Differential Steering maintains full power to both tracks for best-in-class turning, even with a full blade load. When one track speeds up, the other slows down an equal amount, so you have better maneuverability and faster cycle times. You also get better load capacity, power and speed control in soft conditions because both tracks are powered during turns.

Load Sensing Hydraulics

Field-proven load-sensing hydraulics continuously adjust hydraulic power based on load to maximize your work tool. Independent hydraulic pumps ensure no sacrifice in performance when steering and controlling blade simultaneously.


Torque Divider

A single stage torque divider sends 70 percent of engine torque through a converter and the other 30 percent through a direct drive shaft so you get more power to the ground, more efficiently.

Cooling System

The radiator, Air To Air Aftercooler (ATAAC) and hydraulic oil cooler are packaged in a single plane, making cleanout easier. Durable, aluminum bar plate construction gives you superior heat transfer and corrosion resistance. Six fins per inch on the standard core allow debris to pass through and help reduce plugging.

In cooler conditions, the hydraulic demand fan reduces speed to conserve power, save fuel and decrease sound levels. An optional reversing fan is available for high debris conditions.





Power and Performance

Built to get the job done

Advanced Productivity Electronic Control System (APECS)

The Planetary Power Shift Transmission uses integrated electronic controls to automatically modify shift points based on load and operating conditions. The result is smoother shifting overall, as well as greater benefits from Enhanced Auto Shift.

Enhanced Auto Shift

Enhanced Auto Shift is a standard feature that allows your operator to select the optimum ground speed for the job. It also helps you save fuel by automatically choosing the most efficient gear based on load.

Selectable Electro-Hydraulic Maps

Customizable E-H maps allow you to set the implement response/speed levels to match operator preferences and tailor the machine to individual applications.





Operator Environment

Comfort and productivity

The latest D8T offers operators added comforts like a quieter cab, adjustable armrests and a heated/ventilated seat option. A seat belt indicator light helps remind you to work more safely.

A color touch-screen display puts the machine's programmable control features right at your fingertips. Control exterior lighting, activate the reversing fan and set productivity features like Autocarry™, Auto Rip and Enhanced Auto Shift. You can also access machine performance settings, diagnostics and much more. For complete information about functions and programming, please see the D8T Operation and Maintenance Manual.

Implement and Steering Controls

- A single ergonomic handle with a thumb roller controls direction, turning, forward/reverse shifting and gear selection. Tiller style control helps you work more precisely in tight spaces.
- Low-effort dozer lever with electro-hydraulic controls helps you work more comfortably and get precise work tool control. When equipped, single-handle convenience also controls functions like AccuGrade and Dual Tilt.
- A ripper control with rigidly mounted hand grip provides firm support for the operator even when ripping in the roughest terrain.
- Implement Lock-Out prevents inadvertent operation of hydraulic attachments when activated by the operator or automatically when the operator is not present.



Emissions Technology

Proven, integrated solutions



Emissions reduction technology on the D8T is designed to be transparent, with no action required from the operator. Regeneration runs automatically in the background while you work.

Diesel Exhaust Fluid

Selective Catalytic Reduction utilizes Diesel Exhaust Fluid (DEF), which can be conveniently refilled when you refuel. A gauge on the dash shows your fluid level. The D8T offers excellent fluid efficiency. Across a variety of applications, the D8T typically has used DEF at a rate of 2-3 percent of fuel consumption.

When the machine is turned off, a pump will automatically purge the DEF lines to help prevent the fluid from freezing in the lines and pump. A symbol on the dash and a light/symbol on the Ground Level Service Center indicate when the purge is complete and that it is safe to turn off the electrical disconnect. If the engine/aftertreatment temperatures are high, a delayed engine shutdown will activate automatically to cool the machine and then purge the lines. For complete aftertreatment information, please refer to your machine's Operation and Maintenance Manual.



Cat Connect Technologies

Monitor, manage, enhance job site operations



GRADE for Dozers

Cat Connect GRADE technologies help you hit target grade faster and more accurately. Finish jobs in fewer passes, and with less operator effort, saving you time and helping you increase profit.

Cat Slope Indicate (■) – displays machine cross-slope and fore/aft orientation, helping operators work more accurately on slopes.

Cat Grade with 3D (●) – factory-integrated grade control system that enables operators to improve grading efficiency, accuracy and productivity. The system automates blade movements in both fine grading and production dozing applications, reducing manual operator inputs by as much as 80 percent.

Integrated design moves the antennas to the top of the cab, eliminating masts and cables traditionally on the blade. 3D mapping of blade and tracks reduces the need for grade checkers and staking, enhances safety and reduces labor costs.

Cat AccuGrade (●) – dealer-installed aftermarket grade control system provides higher accuracy capabilities by adding laser, GPS and UTS technology when required. Factory AccuGrade Ready Option provides optimal mounting locations, brackets, and hardware and simplifies installation.

Auto Blade Assist (●) – increases efficiency while reducing operator workload. ABA makes use of preset blade pitch positions for the load, carry, and spread portions of the cycle.

AutoCarry (●) – automates blade lift to maintain desired blade load, improve load consistency, and reduce track slip. Works seamlessly with GRADE with 3D.

Automatic Ripper Control (●) – automatically controls ripper height to limit track slip in hard ripping applications.

(■) = Standard

(●) = Optional





COMMAND for Dozing

When dozers work in hazardous mining and earthmoving applications, remote control dozing helps improve safety and efficiency by taking operators off of their machines and letting them work from either nearby or remote locations. Optional COMMAND for Dozing is deeply integrated with Cat machine systems to enable smooth, precise control for maximum efficiency and productivity.

- Over-the-shoulder operator console provides line-of-sight remote control operation from up to 400 meters (437 yd) away.
- Comfortable remote operator station offers both line-of-sight and non-line-of-sight remote control.



LINK Technologies

LINK technologies provide wireless capability to machines enabling two-way transfer of information collected by on-board sensors, control modules, and other Cat Connect technologies using off-board apps, such as our VisionLink® software.

Product Link™/VisionLink

Product Link takes the guesswork out of equipment management. Track location, hours, fuel usage, productivity, idle time, and diagnostic codes through the online VisionLink interface. Manage your fleet in real time so you can maximize efficiency, improve productivity, and lower operating costs.

Cat Connect makes smart use of technology and services to improve your job site efficiency. Using the data from technology equipped machines, you'll get more information and insight into your equipment and operations than ever before.

Cat Connect services are also available from your dealership including:



Equipment Management – increase uptime and reduce operating costs.



Productivity – monitor production and manage job site efficiency.



Safety – enhance job site awareness to keep your people and equipment safe.

Equipped for the Job

Tough from the inside out



Bulldozers

High tensile strength steel, with a strong box-section design, stands up to the most severe applications. Heavy moldboard construction and hardened bolt-on cutting edges and end bits add strength and durability. Optional rock guards and standard deflector shields help protect cylinders.

The Tag-Link brings the blade closer to the machine for precision, lateral stability and constant breakout force, regardless of the blade height.

Optional Dual Tilt improves load control and allows the operator to optimize the blade pitch angle for better balance and productivity. Tilt the blade forward for better penetration, then tilt back to increase carrying capacity. Auto Blade Assist is standard with Dual Tilt to increase efficiency and reduce operator workload.

Blades and Performance Cutting Edges

High-Capacity Universal, Semi-Universal (SU) and Angle Blades are available, as well as special blades for coal and woodchip stockpile applications. A new, larger SU blade option offers 19 percent more capacity (10.3 m³/13.4 yd³) to help you move more material per pass.

The new blade features patented **Performance Cutting Edges** designed to help you work faster in hard/frozen ground or in moderately rocky applications. The cutting action increases blade load mass to move more material per pass. Blade control, load retention and traction are improved. The dozer digs deeper and ripping may be reduced in some situations.

Performance Cutting Edges are interchangeable with traditional cutting edges, and offer the same wear life/life cycle cost without the need to flip. For added versatility, the plane of the end bits enables finish grading.





Undercarriage

The D8T is built on a tough mainframe designed to absorb high impact shock loads and twisting forces. A fully suspended undercarriage provides more ground contact, especially in hard, uneven terrain. Greater traction means less slippage, better balance and a smoother ride. The elevated sprocket design helps protect major components from harsh impacts and provides a modular design that is convenient to service.

Heavy Duty undercarriage is standard and is well suited to aggressive applications like land clearing, side-slopes, or working in rocky or uneven terrain.

New, optional Cat Heavy Duty Extended Life Undercarriage is designed to help reduce your costs with heavier bushings for up to 30 percent more wear life. Patented crowned Dura Link is hardened for longer life and reduced scalloping, which improves ride after 50 percent link wear. The Extended Life Undercarriage is best suited to high abrasion conditions and features matching component wear life for easier maintenance.*

Rear Implements

To help match your dozer to the task at hand, you can outfit your D8T with a single-shank ripper, multi-shank ripper, winch, drawbar or rear counterweights. Ask your Cat dealer for available options to help you optimize your machine for the work you do.

*Comparisons to Positive Pin Retention undercarriage.

Special Arrangements

Purpose-built for performance



D8T WH Waste Handler

Whether building or closing cells, pushing trash or spreading cover, the D8T WH is designed and built from the frame up to take on the unique challenges of landfill work.

- Specialized guarding, striker bars and seals help protect the machine from impact and airborne debris.
- Insulated Clean Emissions Module and thermal shields provide a high level of thermal protection.
- Bottom and Final Drive guarding help prevent debris from wrapping around or damaging vital components.
- Faster cleanout and enhanced safety with new optional Powered Bottom Guards.
- The cooling system is designed for high debris environments, with easy access for cleanout.
- Lights are mounted up and away from main debris area for protection, while still shining plenty of light on the work area.
- Specialized air handling features help deliver cleaner air to the machine and to the cab.
- Landfill blades and center-hole track shoes help you optimize your waste handler for the job.

D8T Stockpile Machine

- Specialized guarding and seals help protect the machine from damage and debris build-up.
- Faster cleanout and enhanced safety with new optional Powered Bottom Guards.
- Insulated Clean Emissions Module and thermal shields provide a high level of thermal protection.
- The cooling system is designed for high debris environments, with easy access for cleanout.
- Additional features like a screened precleaner and roof-mounted filter help protect both the machine and the operator in high debris conditions.
- Special woodchip and coal blades, along with specialized track shoes, let you outfit the machine for the job.

Safety

Designed with protection in mind

- New optional Powered Bottom Guards enhance safety during clean-out.
- A rear vision camera and cylinder mounted mirrors are available to enhance visibility around the machine.
- Convenient steps, handles and guardrail help you get on and off the tractor with greater ease. Access lighting can be turned on from a ground level switch.
- New seat belt indicator enhances safety by reminding the operator to buckle up with a light/alarm. Once the machine is in gear, a fault code will register through Product Link if the operator fails to fasten the seat belt.
- Electronic fluid level verification at startup for coolant, power train and engine oil means you can make fewer trips up and down from the cab.
- A standard Operator Presence detection system allows the machine to idle when the operator is not seated, but locks out the power train and front implements to avoid unintentional movement.



Sustainability

Built for the next generation

- The D8T meets Tier 4 Final/Stage IV/ Korea Tier 4 emission standards.
- Improved fuel economy over the previous model and efficient use of Diesel Exhaust Fluid (DEF) gives you excellent overall fluid efficiency.
- Features like Enhanced Auto Shift and a hydraulic demand fan help you save even more fuel, as well as wear and tear on equipment.
- Technologies like AccuGrade, Cat Grade with 3D and Product Link contribute even more to helping you save on fuel costs.
- Major components are built to be rebuilt, eliminating waste and saving you money by giving your dozer a second – and even third – life.



Serviceability and Customer Support

When uptime counts





Ease of Service

The D8T is designed to help you get routine service done quickly and efficiently so you can get to work. The D8T offers full left-side engine serviceability, including fill tube, dipstick, air cleaner, fuel filters, oil filter and coolant level check. Easy cooling system access helps with faster inspection and cleaning. An optional high speed oil change attachment can make servicing even faster.

New optional Powered Bottom Guards help reduce downtime for maintenance and enhance safety. Doors are hydraulically actuated from a remote switch. Simply remove bolts and doors can be opened from the center for quick clean-out, or from one side for full access.

Major components like the engine, transmission and final drives are modular so they can be more quickly removed for service, saving you cost and downtime. The Ground Level Service Center gives you quick, easy access to the hour meter, battery disconnect, secondary engine shutdown, DEF purge indicator and light switch.



At right – Powered Bottom Guards

- 1) Center opening
- 2) Side opening


Cat EMSolutions (Equipment Management Solutions)

EMSolutions lets you take control of your fleet with a solution specific to your equipment management needs.

Comprehensive, technology-enabled equipment management – combined with the knowledge and expertise of your Cat dealer – can provide ways to help you achieve gains that go straight to your bottom line.

- Improve availability
- Reduce owning and operating costs
- Streamline maintenance practices
- Maximize equipment life
- Increase resale value

Consisting of five levels of support, from remote access to equipment data to complete, proactive management of your fleet, EMSolutions allows you to choose the amount of support that's right for you.



Renowned Cat Dealer Support

Knowledgeable Cat dealers have a global reputation for providing outstanding sales and service. Maximize your equipment investment with a Customer Support Agreement tailored to meet your business needs. Take advantage of preventive maintenance programs like Custom Track Service, Scheduled Oil Sampling (S-O-SSM) analysis, and guaranteed maintenance contracts. Cat dealers can even help you with operator training to help boost your profits.

When you need repairs, Cat dealers and our unmatched Caterpillar distribution network excel at getting you the right parts you need quickly.

You Cat dealer can also help you maximize your equipment investment with services like Cat Reman parts and Cat Certified Rebuilds. Remanufactured parts offer you the same warranty and reliability as new parts at a fraction of the cost. A Certified Rebuild gives a "second life" for your machine, incorporating the latest engineering updates so you end up with a like-new track loader and a new machine warranty. Caterpillar strives to provide customers the lowest owning and operating costs over the life of their machine.

D8T Track-Type Tractor Specifications

Engine

Engine Model	C15 ACERT	
Emissions	Tier 4 Final/Stage IV/ Korea Tier 4	
Engine Power – 1,700 rpm		
SAE J1995	271 kW	363 hp
ISO 14396	268 kW	359 hp
ISO 14396 (DIN)		364 hp
Net Power – 1,900 rpm		
ISO 9249/SAE J1349	233 kW	312 hp
ISO 9249/SAE J1349 (DIN)		317 hp
Bore	137 mm	5.4 in
Stroke	172 mm	6.75 in
Displacement	15.2 L	928 in ³

- Net power advertised is the power available at the flywheel when the engine is equipped with fan, air cleaner, muffler, and alternator.
- No derating required up to 3566 m (11,700 ft) altitude, beyond 3566 m (11,700 ft) automatic derating occurs.
- All non-road Tier 4 Interim and Final, Stage IIIB and IV, and Korea Tier 4 diesel engines are required to use only Ultra Low Sulfur Diesel fuel (ULSD, containing 15 ppm [mg/kg] sulfur or less). Biodiesel blends up to B20 (20% blend by volume) are acceptable when blended with ULSD. B20 should meet ASTM D7467 specification (biodiesel blend stock should meet Cat biodiesel spec, ASTM D6751 or EN 14214). Cat DEO-ULS™ or oils that meet the Cat ECF-3, API CJ-4, and ACEA E9 specification are required. Consult your OMM for further machine specific fuel recommendations.
- Diesel Exhaust Fluid (DEF) used in Cat Selective Catalytic Reduction (SCR) systems must meet the requirements outlined in the International Organization for Standardization (ISO) standard 22241.

Service Refill Capacities

Fuel Tank	627 L	165 gal
DEF Tank	24 L	6.3 gal
Cooling System	86 L	22.7 gal
Engine Crankcase*	38 L	10 gal
Power Train	155 L	41 gal
Final Drives (each)	12.5 L	3.3 gal
Roller Frames (each)	65 L	17.2 gal
Pivot Shaft Compartment	40 L	10.6 gal
Hydraulic Tank	75 L	19.8 gal

*With oil filter

Air Conditioning System

The air conditioning system on this machine contains the fluorinated greenhouse gas refrigerant R134a (Global Warming Potential = 1430). The system contains 2.5 kg of refrigerant which has a CO₂ equivalent of 3.575 metric tonnes.

Weights

Operating Weight		
Standard	39 420 kg	86,900 lb
LGP	37 420 kg	82,496 lb
Shipping Weight		
Standard SU Blade	30 070 kg	66,300 lb
LGP	31 160 kg	68,700 lb

- Operating Weight – Standard: Includes hydraulic controls, blade, tilt cylinder, coolant, lubricants, 100% fuel, ROPS, FOPS cab, SU-Blade, Single-Shank Ripper, 610 mm (24 in) MS shoes, and operator.
- Operating Weight – LGP: Includes hydraulic controls, blade, tilt cylinder, drawbar, coolant, lubricants, 100% fuel, ROPS, FOPS cab, SU-Blade, 965 mm (38 in) MS shoes, and operator.
- Shipping Weight – Standard: Includes coolant, lubricants, 20% fuel, ROPS, FOPS cab, and 610 mm (24 in) MS shoes.
- Shipping Weight – LGP: Includes coolant, lubricants, 20% fuel, ROPS, FOPS cab, and 965 mm (38 in) MS shoes.

Weights – Waste Handler

Operating Weight		
Standard	39 366 kg	86,710 lb
LGP	41 586 kg	91,600 lb
Shipping Weight		
Standard	33 324 kg	73,400 lb
LGP	35 367 kg	77,900 lb

- Operating Weight – Standard: Includes hydraulic controls, blade, tilt cylinder, coolant, lubricants, 100% fuel, ROPS, FOPS cab, Waste SU-Blade, striker box, 610 mm (24 in) MS shoes, and operator.
- Operating Weight – LGP: Includes hydraulic controls, blade, tilt cylinder, drawbar, coolant, lubricants, 100% fuel, ROPS, FOPS cab, Waste SU-Blade, 965 mm (38 in) MS shoes, striker box, and operator.
- Shipping Weight – Standard: Includes coolant, lubricants, 20% fuel, ROPS, FOPS cab, striker box, and 610 mm (24 in) MS shoes.
- Shipping Weight – LGP: Includes coolant, lubricants, 20% fuel, ROPS, FOPS cab, striker box, and 965 mm (38 in) MS shoes.

D8T Track-Type Tractor Specifications

Undercarriage

Standard

Shoe Type	Moderate Service	
Width of Shoe	610 mm	24 in
Shoes/Side	44	
Track Rollers per Side	8	
Grouser Height	78 mm	3.1 in
Pitch	216 mm	8.5 in
Ground Clearance	613 mm	24.1 in
Track Gauge	2083 mm	82 in
Length of Track on Ground	3206 mm	126 in
Ground Contact Area	3.91 m ²	6,060 in ²
Ground Pressure (ISO 16754)	89.6 kPa	13.0 psi

LGP

Shoe Type	Moderate Service	
Width of Shoe	965 mm	38 in
Shoes/Side	44	
Track Rollers per Side	8	
Grouser Height	78 mm	3.1 in
Pitch	216 mm	8.5 in
Ground Clearance	613 mm	24.1 in
Track Gauge	2337 mm	92 in
Length of Track on Ground	3206 mm	126 in
Ground Contact Area	6.19 m ²	9,593 in ²
Ground Pressure (ISO 16754)	53.3 kPa	7.7 psi

Hydraulic Controls

Pump Type	Piston-type, Variable Displacement	
Pump Output (Steering)	284 L/min	75 gal/min
Pump Output (Implement)	244 L/min	64 gal/min
Tilt Cylinder Rod End Flow	132 L/min	35 gal/min
Tilt Cylinder Head End Flow	170 L/min	45 gal/min
Bulldozer Relief Valve Setting	24 000 kPa	3,480 psi
Tilt Cylinder Relief Valve Setting	24 000 kPa	3,480 psi
Ripper (Lift) Relief Valve Setting	24 000 kPa	3,480 psi
Ripper (Pitch) Relief Valve Setting	24 000 kPa	3,480 psi
Steering	39 200 kPa	5,700 psi

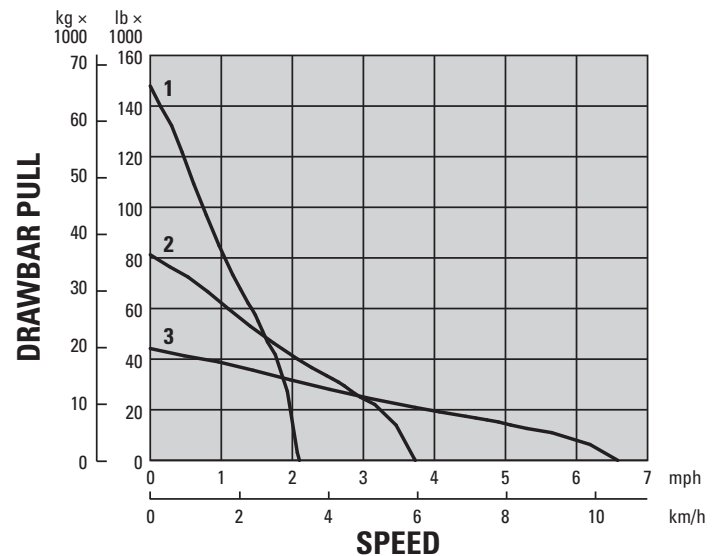
- Steering Pump output measured at 2,364 rpm (pump speed) and 30 000 kPa (4,351 psi).
- Implement Pump output measured at 1,900 rpm and 6895 kPa (1,000 psi).
- Electro-hydraulic pilot valve assists operations of ripper and dozer controls. A standard hydraulic system includes four valves.
- Complete system consists of pump, tank, filter, oil cooler, valves, lines, and control levers.

Transmission

1 Forward	3.4 km/h	2.1 mph
2 Forward	6.1 km/h	3.8 mph
3 Forward	10.6 km/h	6.6 mph
1 Reverse	4.5 km/h	2.8 mph
2 Reverse	8 km/h	5 mph
3 Reverse	14.2 km/h	8.8 mph

Drawbar Pull

1 Forward	661.1 kN	148 lbf
2 Forward	363.1 kN	81 lbf
3 Forward	197.5 kN	44 lbf



D8T Track-Type Tractor Specifications

Blades

	8SU		8SU		8U		8A	
Capacity (SAE J1265)	8.6 m ³	11.3 yd ³	10.3 m ³	13.4 yd ³	11.8 m ³	15.4 yd ³	5.2 m ³	6.8 yd ³
Width (over end bits)	3931 mm	12.9 ft	4041 mm	13.3 ft	4251 mm	13.9 ft	5045 mm	16.6 ft
Height	1690 mm	5.5 ft	1750 mm	5.7 ft	1741 mm	5.7 ft	1177 mm	3.9 ft
Digging Depth	574 mm	22.6 in	578 mm	22.8 in	567 mm	22.3 in	625 mm	24.6 in
Ground Clearance	1288 mm	50.7 in	1236 mm	48.7 in	1239 mm	48.8 in	1323 mm	52.1 in
Maximum Tilt	892 mm	35.1 in	915 mm	36.0 in	996 mm	39.2 in	733 mm	28.9 in
Weight* (without hydraulic controls)	4260 kg	10,100 lb	4789 kg	10,557 lb	4895 kg	11,500 lb	5121 kg	11,900 lb
Total Operating Weight** (with Blade and Single-Shank Ripper)	39 420 kg	86,900 lb	39 420 kg	86,900 lb	40 055 kg	88,300 lb	40 281 kg	88,700 lb

	8SU LGP		8 SU Landfill		8U Landfill		8 SU LGP Landfill	
Capacity (SAE J1265)	9.9 m ³	12.9 yd ³	19.6 m ³	25.6 yd ³	21.2 m ³	27.7 yd ³	22.1 m ³	28.9 yd ³
Width (over end bits)	4531 mm	14.9 ft	3931 mm	12.9 ft	4251 mm	13.9 ft	4531 mm	14.9 ft
Height	1622 mm	5.3 ft	2467 mm	8.1 ft	2530 mm	8.3 ft	2421 mm	7.9 ft
Digging Depth	513 mm	20.2 in	574 mm	22.6 in	567 mm	22.3 in	513 mm	20.2 in
Ground Clearance	1308 mm	51.5 in	1288 mm	50.7 in	1239 mm	48.8 in	1308 mm	51.5 in
Maximum Tilt	908 mm	35.7 in	892 mm	35.1 in	996 mm	39.2 in	908 mm	35.7 in
Weight* (without hydraulic controls)	4703 kg	11,150 lb	3569 kg	7,867 lb	4287 kg	9,450 lb	3508 kg	7,734 lb
Total Operating Weight** (with Blade and Single-Shank Ripper)	36 950 kg	82,496 lb	40 282 kg	88,800 lb	41 000 kg	90,383 lb	37 467 kg	83,635 lb

*Includes blade tilt cylinder.

**Operating Weight: Includes hydraulic controls, blade tilt cylinder, coolant, lubricants, 100% fuel, ROPS, FOPS cab, blade, single-shank ripper, 610 mm (24 in) MS shoes, and operator.

Ripper

	Single-Shank, Adjustable Parallelogram		Multi-Shank, Adjustable Parallelogram	
	1		3	
Number of Pockets				
Overall Beam Width	—		2464 mm	97 in
Maximum Clearance Raised (under tip, pinned in bottom hole)	636 mm	25 in	593 mm	23.35 in
Maximum Penetration (standard tip)	1130 mm	44.4 in	780 mm	30.7 in
Maximum Penetration Force (shank vertical)	127.3 kN	28,620 lb	124.2 kN	27,920 lb
Pry out Force	222.7 kN	50,070 lb	—	—
Pry out Force (Multi-Shank Ripper with one tooth)	—	—	222.9 kN	51,230 lb
Weight* (without hydraulic controls)	3957 kg	8,705 lb	—	—
Weight				
With One Shank	—		3946 kg	8,681 lb
Each Additional Shank	—		332 kg	732 lb
Total Operating Weight* (with SU-Blade and Ripper)	39 420 kg	86,900 lb	39 409 kg	86,876 lb

*Total Operating Weight: Includes hydraulic controls, blade tilt cylinder, coolant, lubricants, 100% fuel. ROPS, FOPS cab, blade, single-shank ripper, 610 mm (24 in) MS shoes, and operator.

D8T Track-Type Tractor Specifications

Winches

Winch Model	PA 140OVS	
Weight*	1790 kg	3,947 lb
Oil Capacity	15 L	4 gal
Increased Tractor Length	563 mm	22.2 in
Winch Length	1430 mm	56.3 in
Winch Case Width	1160 mm	45.6 in
Drum Width	320 mm	12.6 in
Flange Diameter	457 mm	18 in
Recommended Cable Size	29 mm	1.13 in
Optimal Cable Size	32 mm	1.25 in
Drum Capacity – Recommended Cable Size	84 m	276 ft
Drum Capacity – Optional Cable	59 m	193 ft
Cable Ferrule Sizes – Outside Diameter	60 mm	2.36 in
Cable Ferrule Sizes – Length	70 mm	2.76 in

- Variable speed, hydraulically driven, dual braking system, three roller fairlead.

*Weight: Includes pump and operator controls.

Standards

- The declared dynamic operator sound pressure level is 76 dB(A) when “ISO 6396:2008” is used to measure the value for an enclosed cab. The measurement was conducted at 70% of the maximum engine cooling fan speed. The sound level may vary at different engine cooling fan speeds. The measurement was conducted with the cab doors and the cab windows closed. The cab was properly installed and maintained.
- Hearing protection may be needed when the machine is operated with an open operator station for extended periods or in a noisy environment. Hearing protection may be needed when the machine is operated with a cab that is not properly maintained or when the doors and windows are open for extended periods.
- **Sound Level Information for Machines in European Union Countries and in Countries that Adopt the “European Union Directives”** – The information below applies to only the machine configurations that have the “CE” mark on the Product Identification Plate.
- The declared dynamic operator sound pressure level is 75 dB(A) when “ISO 6396:2008” is used to measure the value for an enclosed cab. The measurement was conducted at 70% of the maximum engine cooling fan speed. The sound level may vary at different engine cooling fan speeds. The measurement was conducted with the cab doors and the cab windows closed. The cab was properly installed and maintained.
- The declared exterior sound power level is 113 dB(A) when the value is measured according to the dynamic test procedures and the conditions that are specified in “ISO 6395:2008.” The measurement was conducted at 70% of the maximum engine cooling fan speed. The sound level may vary at different engine cooling fan speeds.

ROPS/FOPS

- Rollover Protective Structure (ROPS) meets the following criteria: ISO 3471:2008.
- Falling Object Protective Structure (FOPS) meets the following criteria: ISO 3449:2005 Level II.

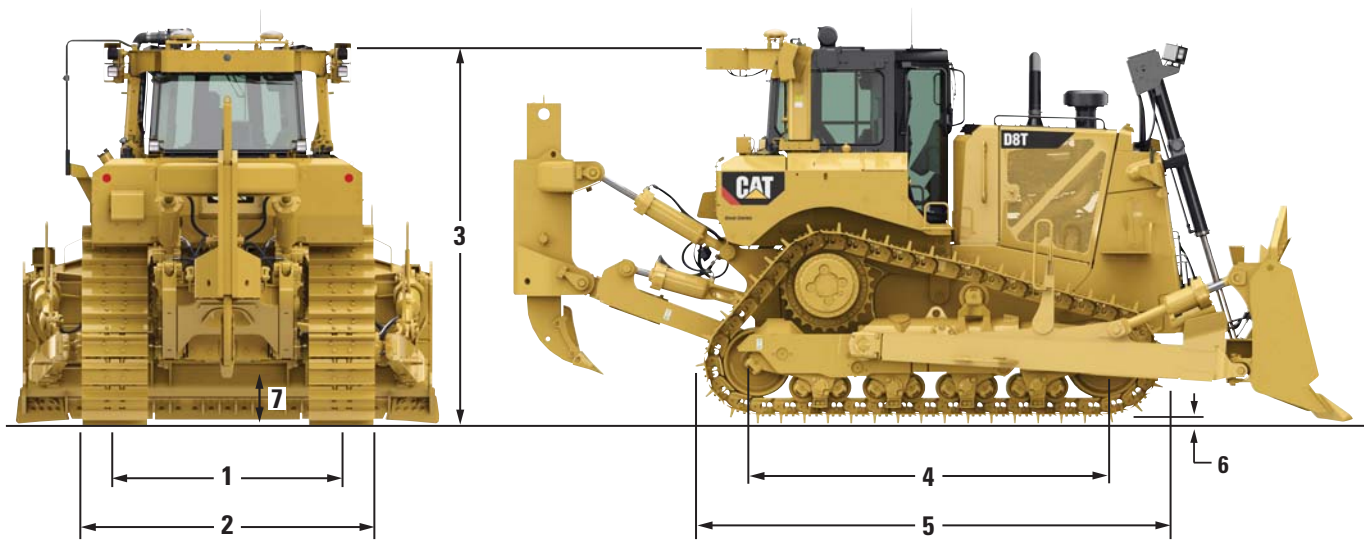
Brakes

- Crawler Machine Brake Requirements meets the following criteria: ISO 10265:2008.

D8T Track-Type Tractor Specifications

Dimensions

All dimensions are approximate.



	Standard		Non-Suspended		LGP*	
1 Track Gauge	2083 mm	82.0 in	2083 mm	82.0 in	2337 mm	92.0 in
2 Width of Tractor						
Over Trunnions	3057 mm	120.4 in	3057 mm	120.4 in	3311 mm	130.4 in
Without Trunnions (Standard shoe width)	2693 mm	106.0 in	2693 mm	106.0 in	3302 mm	130.0 in
3 Machine Height**, from Tip of Grouser						
Exhaust Stack	3472 mm	136.7 in	3463 mm	136.3 in	3295 mm	129.7 in
EROPS (to top of railing)	3566 mm	140.4 in	3575 mm	140.7 in	3566 mm	140.4 in
4 Length of Track on Ground	3206 mm	126.2 in	3258 mm	128.3 in	3206 mm	126.2 in
5 Length of Basic Tractor (tag link trunnion to tip of rear grouser)	4647 mm	183.0 in	4647 mm	183.0 in	4647 mm	183.0 in
With the following attachments add:						
Ripper – Single Shank (with tip at ground line)	1519 mm	59.8 in	1519 mm	59.8 in		N/A
Ripper – Multi Shank (with tip at ground line)	1613 mm	63.5 in	1613 mm	63.5 in		N/A
SU Blade	1844 mm	72.6 in	1844 mm	72.6 in	1844 mm	72.6 in
U Blade	2241 mm	88.2 in	2241 mm	88.2 in		N/A
A Blade (not angled)	2027 mm	79.8 in	2027 mm	79.8 in		N/A
A Blade (angled 25 degrees)	3068 mm	120.8 in	3068 mm	120.8 in		N/A
Drawbar	406 mm	16.0 in	406 mm	16.0 in	406 mm	16.0 in
6 Height of Grouser	78 mm	3.1 in	78 mm	3.1 in	78 mm	3.1 in
7 Ground Clearance	613 mm	24.1 in	606 mm	23.8 in	613 mm	24.1 in

*Standard shoe width of D8T LGP with non-suspended undercarriage is 965 mm (38 in).

**When Cat Grade with 3D antennas are installed, overall machine height increases by approximately 82 mm/3.2 in.

Standard Equipment

Standard equipment may vary. Consult your Cat dealer for details.

POWER TRAIN

- C15 ACERT Diesel Engine
 - Electronic Unit Injection (EUI)
 - Aftertreatment
 - Meets Tier 4 Final/Stage IV/Korea Tier 4 emission standards
- 24V electric start
- High performance single plane cooling system
- Aftercooler, air-to-air (ATAAC)
- Air filter, with electronic service indicator
- Coolant, extended life
- Fan, suction, hydraulically driven
- Fuel priming pump, electric
- Sound attenuated exhaust system
- Parking brake, electronic
- Precleaner, strata-tube dust ejector
- Prescreener
- Shift management
 - Automatic directional and downshift
 - Controlled-throttle, load-compensated
 - Enhanced Auto Shift
- Starting aid, automatic ether
- Torque divider
- Transmission, electronically-controlled powershift, 3F/3R speed
- Four planet, double-reduction planetary final drives
- Transmission control module, electronic
- Turbocharger
- Water separator

UNDERCARRIAGE

- Rollers and idlers, lifetime lubricated
- Sprocket rim segments, replaceable
- Suspension-type undercarriage
- 8-roller tubular track roller frame (Carrier roller ready)
- Track adjusters, hydraulic
- Track guide
- 610 mm (24 in) PPR moderate service grouser with sealed and lubricated track (44 section)
- Two-piece master links

HYDRAULICS

- Hydraulics, independent steering and work tool pumps
- Hydraulics, electronically controlled, load-sensing dozer lift and tilt
- Electronically enabled quick drop valve

STARTERS, BATTERIES, AND ALTERNATORS

- Alternator, 150 amp
- Batteries, heavy duty
- Starting receptacle, auxiliary

ELECTRICAL

- Alarm, back-up
- Converter, 24V to 12V
- Diagnostic connector
- Ground level service center with hour meter
- Horn, forward warning

OPERATOR ENVIRONMENT

- ROPS mounted air conditioner
- Armrest, adjustable
- Advisor operator interface
 - Electronic monitoring system
 - Diagnostic service information
 - Operator preferences
- Cab, ROPS/FOPS, sound suppressed
- Deactivation switch, hydraulic controls
- Access/egress lighting with shutdown timer
- Decelerator pedal
- Governor switch, electronic
- Heater and ventilation
- Mirror, rearview
- Radio-ready
- Provision for wire passage in/out of cab
- Interior LED courtesy lights
- Seat, cloth, air-suspension
- Seat belt, retractable
- Steering control, direction and speed control thumb switches with recall button
- Wipers, intermittent

OTHER STANDARD EQUIPMENT

- CD ROM Parts Book
- Engine enclosures
- Equalizer bar, pinned
- Front pull device
- Guards, bottom hinged
- Grade control ready
- HVAC box – corrosive resistant
- Mounting, lift cylinders
- Oil cooler, hydraulic
- Product Link
- S-O-S sampling ports
- Steering, electronically controlled power differential
- Vandalism protection for fluid compartments
- Engine compartment service light
- Six lights package

D8T Mandatory Attachments

Mandatory Attachments

Mandatory attachments may vary. Consult your Cat dealer for details.

POWER TRAIN, ENGINE, BRAKES

- Engine, basic
- Engine, thermal shield
- Oil drain, standard
- Oil change system, high speed
- Engine precleaner, basic
- Engine precleaner, with screen
- Radiator arrangement
- Radiator, 6.35 fins per inch, debris
- Brakes, basic
- Brakes, Extreme Service

FINAL DRIVE ARRANGEMENTS

- Final drives, standard
- Final drive, standard, guarded
- Final drive, standard, arctic
- Final drives, LGP
- Final drive, LGP, guarded

UNDERCARRIAGE

- Gauge arrangements
 - Frame, standard or LGP
 - Frame, Powered Bottom Guard (standard or LGP)
- Suspended, Positive Pin Retention (PPR) Undercarriage
 - Suspended
 - Suspended, guarded
 - Arctic

- Positive Pin Retention Track
 - 44 Section, sealed and lubricated, single grouser shoes
 - 610 mm (24 in) Moderate Service
 - 610 mm (24 in) Extreme Service
 - 660 mm (26 in) Moderate Service
 - 660 mm (26 in) Extreme Service
 - 711 mm (28 in) Moderate Service
 - 610 mm (24 in) Extreme Service, trapezoidal
 - 610 mm (24 in) Extreme Service
 - 660 mm (26 in) Extreme Service, trapezoidal
 - 660 mm (26 in) Extreme Service, trapezoidal
 - 710 mm (28 in) Extreme Service
 - 710 mm (28 in) Moderate Service, trapezoidal
 - 700 mm (27.5 in) Extreme Service, trapezoidal
 - 965 mm (38 in) Moderate Service
 - 965 mm (38 in) Extreme Service, trapezoidal
 - 965 mm (38 in) Extreme Service
- Heavy duty, extended life undercarriage
 - Suspended
 - Suspended, guarded
 - Arctic
- Heavy duty, extended life undercarriage track
 - 44 Section, sealed and lubricated, single grouser shoes.
 - 610 mm (24 in) Extreme Service
 - 660 mm (26 in) Extreme Service
 - 700 mm (27.5 in) Extreme Service
 - 965 mm (38 in) Extreme Service
 - 610 mm (24 in) Extreme Service
 - 610 mm (24 in) Extreme Service, trapezoidal
 - 660 mm (26 in) Extreme Service, trapezoidal
 - 965 mm (38 in) Extreme Service, trapezoidal
- Carrier rollers
 - Suspended
 - Suspended, arctic
 - No carrier rollers

HYDRAULICS

- Dozer tilt and fan hydraulics
 - Single tilt
 - Reversing, single tilt
 - Dual tilt
 - Dual tilt, reversing
 - Single tilt, reverse stock
 - Dual tilt, reverse stock
- Rear attachment hydraulics
 - No rear hydraulics
 - Hydraulics, ripper
 - Hydraulics, winch

STARTERS, BATTERIES, AND ALTERNATORS

- Batteries – Heavy duty or Arctic
- Alternators – 150 Amp, basic or ducted
- Starting aids – engine heaters
 - Heater, engine coolant (120V)

ELECTRICAL

- Lighting groups
 - Basic
 - Premium
 - Premium, rear screen
 - Sweeps
 - Sweeps, rear screen

OPERATOR ENVIRONMENT

- Cab glass
 - Single pane
 - Enhanced dual pane
 - Enhanced, 40 psi
- Cab seat options
 - Air suspension
 - Cloth, heated
 - Heated and ventilated
- Radio, AM/FM
- Cab platform options
 - Standard
 - Quick opening
 - 5th percentile
- Visibility arrangements
 - Basic
 - Single camera

D8T Mandatory Attachments and Optional Equipment

Mandatory Attachments

Mandatory attachments may vary. Consult your Cat dealer for details.

TECHNOLOGY PRODUCTS

- Machine control, basic, single tilt or dual tilt
- AccuGrade Ready, single tilt or dual tilt
- Cat GRADE with 3D
- AutoCarry/AutoRip, single tilt or dual tilt
- COMMAND for Dozing Ready
- Product Link
 - Product Link, Satellite PL631
 - Product Link, Cellular PL641

BOTTOM GUARDS

- Standard
- Powered
- Heavy duty, sealed
- Wood chip
- Bottom guards with front counterweight

FLUIDS, LUBRICANTS, COOLANTS

- Engine coolant, standard (–37° C/–35° F)
- Engine coolant, arctic (–51° C/–60° F)
- Antifreeze windshield washer
- Antifreeze, –45° C (–50° F)

REAR ATTACHMENTS

- RIPPER
 - Single shank
 - Single shank with pin puller
 - Single shank with striker bar
 - Single shank with puller and striker bar
 - Multi-shank
 - Multi-shank with striker bar
- Counterweight, rear
- Drawbar, rigid
- Rear striker bar
- PA140VS winch, variable speed
- No rear attachment

Optional Equipment

Optional equipment may vary. Consult your Cat dealer for details.

ELECTRICAL

- Light, warning strobe
- Mount, light, warning strobe

GUARDS

- Guard, fuel tank
- Guard, fast fuel
- Guard, fan debris
- Guard, grill debris
- Sweeps group
- Striker bars, front
- Striker bars, front, suspended
- Rear screen

OTHER ATTACHMENTS

- Drains, ecology, power train
- Fan speed, low, cold weather
- Grab handles, push arm
- Counterweight, additional
- Black paint, blade
- Window shades
- PA140VS winch
- W12 E PTO winch

LIFT CYLINDERS

- Basic
- GRADE with 3D
- AutoCarry

BULLDOZERS

- 8SU/U – basic, guarded or dual tilt guarded
- 8SU LGP – basic
- 8 LGP – single tilt guarded or dual tilt guarded
- 8A

PUSH ARMS

- Single tilt, standard or extreme
- Dual tilt, standard or extreme

RIPPER SHANK TEETH

- Multi-shank
- Single shank
- Single shank, deep ripping

BLADES

- 8SU (10.3 m³/13.4 yd³)
 - With performance cutting edges and end bits
 - With performance cutting edges and end bits, plus rock guard and wear plate
- 8SU – basic
 - With rock guard and wear plate
 - With push plate
 - With landfill wear plate
 - LGP
 - LGP landfill
- 8U – basic
 - With rock guard and wear plate
 - With landfill wear plate
- 8A

For more complete information on Cat products, dealer services, and industry solutions, visit us on the web at www.cat.com

AEHQ7251-03 (02-2017)
Replaces AEHQ7251-02

© 2017 Caterpillar
All rights reserved

Materials and specifications are subject to change without notice. Featured machines in photos may include additional equipment. See your Cat dealer for available options.

CAT, CATERPILLAR, SAFETY.CAT.COM, their respective logos, "Caterpillar Yellow" and the "Power Edge" trade dress, as well as corporate and product identity used herein, are trademarks of Caterpillar and may not be used without permission.

VisionLink is a trademark of Trimble Navigation Limited, registered in the United States and in other countries.

