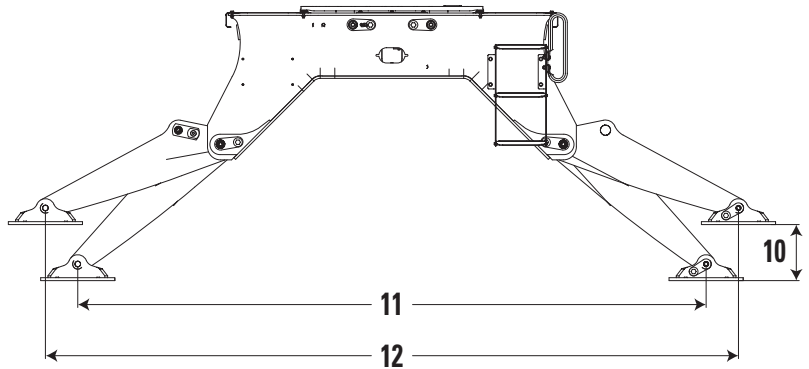
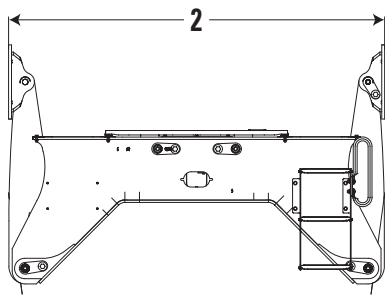
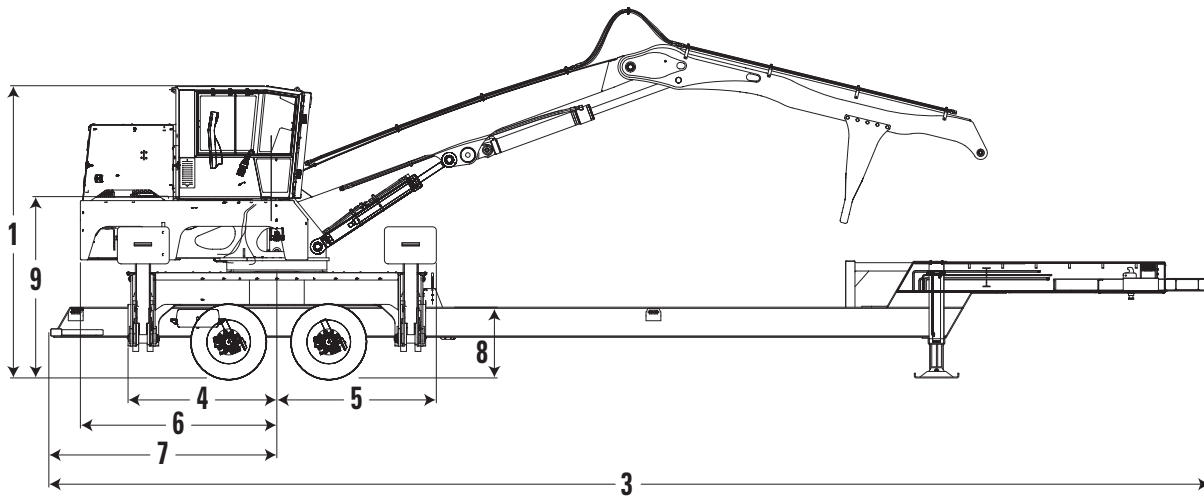


559C Knuckleboom Loader

Dimensions

All dimensions are approximate.



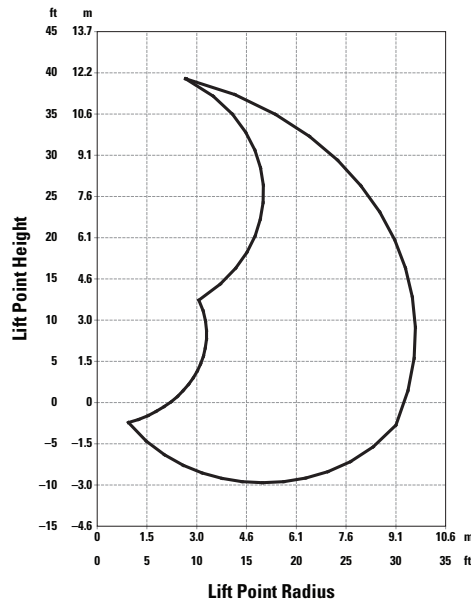
	559C		579C	
1 Height – to Top of Cab	4002 mm	157.6 in	4112 mm	161.9 in
2 Width – in Transport Position	2573 mm	101.3 in	2573 mm	101.3 in
3 Length – Trailer Option	15.88 m	52.1 ft	15.88 m	52.1 ft
4 Distance – Center of Rotate to Front/Rear Subframe	2039 mm	80.3 in	2039 mm	80.3 in
5 Distance – Center of Rotate to Front/Rear of Stabilizer Pad	2185 mm	86.0 in	2185 mm	86.0 in
6 Distance – Center of Rotate to Rear of Loader	2692 mm	106.0 in	2750 mm	108.2 in
7 Distance – Center of Rotate to Rear of Trailer Option	3124 mm	123.0 in	3124 mm	123.0 in
8 Height – to Deck	991 mm	39.0 in	1098 mm	43.2 in
9 Height – to Main Boom Pin	2484 mm	97.8 in	2591 mm	102.0 in
10 Stabilizer Reach Below Grade	433 mm	17.0 in	324 mm	12.8 in
11 Stabilizer Spread – to Pin Center at Maximum Down Reach	4237 mm	166.8 in	4237 mm	166.8 in
12 Stabilizer Spread – to Pin Center at Grade	4758 mm	187.3 in	4670 mm	183.8 in

559C dimensions are on non suspension trailer.

579C dimensions are on suspension trailer.

559C Knuckleboom Loader

559C Lift Chart



Height	3 m (10 ft)		4.6 m (15 ft)		6.1 m (20 ft)		7.6 m (25 ft)		9.1 m (30 ft)		Maximum Reach		
	kg	lb	kg	lb	kg	lb	kg	lb	kg	lb	kg	lb	
10.6 m (35 ft)			6254 5441 5441	13,805 12,011 12,011									100% Hydraulics Over End Over Side
9.1 m (30 ft)					5899 5132 5132	13,021 11,328 11,328							100% Hydraulics Over End Over Side
7.6 m (25 ft)					6090 5298 5298	13,443 11,696 11,696	5589 4569 4569	12,337 10,086 10,086					100% Hydraulics Over End Over Side
6.1 m (20 ft)					6236 5425 5425	13,765 11,976 11,976	5751 4862 4862	12,696 10,733 10,733					100% Hydraulics Over End Over Side
4.6 m (15 ft)			7850 6829 6829	17,328 15,075 15,075	6659 5793 5793	14,699 12,788 12,788	6542 5004 5004	14,441 11,046 11,046	4809 4184 3666*	10,616 9,236 8,092*			100% Hydraulics Over End Over Side
3 m (10 ft)			9118 7932 7932	20,127 17,510 17,510	7892 6866 6866	17,421 15,156 15,156	6660 5691 5018*	14,702 12,563 11,077*	4923 4283 3607*	10,867 9,454 7,962*	3579 3114 3114	7,900 6,873 6,873	100% Hydraulics Over End Over Side
1.5 m (5 ft)			11 152 9703 9703	24,619 21,419 21,419	8385 7295 7235*	18,510 16,104 15,972*	6660 5794 4853	14,702 12,791 10,712*	4749 4132 3538	10,484 9,121 7,811*			100% Hydraulics Over End Over Side
0 m (0 ft)	9419 8195 8195	20,793 18,090 18,090	11 478 9986 9986	25,338 22,044 22,044	8420 7326 6951	18,587 16,171 15,345*	6439 5602 4719	14,215 12,367 10,418*	4232 3682 3495	9,342 8,127 7,715*			100% Hydraulics Over End Over Side
-1.5 m (-5 ft)	8938 7776 7776	19,731 17,166 17,166	10 517 9150 9150	23,216 20,198 20,198	7673 6675 6512*	16,937 14,735 14,375*	5566 4843 4657*	12,287 10,690 10,281*					100% Hydraulics Over End Over Side

*Stability limited capacities.