

D6R

Track-Type Tractor



Engine – XL/LGP

Engine Model	Cat® C9 ACERT™	
Net Power – ISO 9249	149 kW	200 hp

Weights

Operating Weight – XL	20 080 kg	44,270 lb
Operating Weight – LGP	21 715 kg	47,874 lb

Features

Cab and Controls

Comfort features, excellent visibility and low-effort controls help improve operator efficiency so they can stay focused and more productive on the job.

Engine and Power Train

The Cat® C9 engine with ACERT™ Technology provides optimal engine performance and reliability, is capable of meeting EPA Tier 3 and EU Stage IIIA emission levels.

Undercarriage

The Cat elevated sprocket design offers outstanding traction and balance. A variety of undercarriage configurations and components allow the machine to be matched to application needs.

Integrated Electronic Solutions

Grade control systems help improve operator efficiency and accuracy to help get more work done – on time and on budget. Flexibility is improved as well, allowing easy adjustments to specification changes on the job site. The Cat AccuGrade system and controls can be integrated from the factory for even greater system reliability.

Serviceability and Support

The D6R is designed with ease of serviceability in mind to help reduce your operating costs and keep the machine at work on the job site. And the D6R comes standard with the renowned service of the Cat dealer network. From preventive maintenance to outstanding parts and service support, Cat dealers excel at keeping you up and running.

Contents

Cab and Controls.....	3
Engine	4
Power Train.....	5
Structures.....	6
Undercarriage	7
Work Tools.....	8
Integrated Electronic Solutions.....	9
Serviceability.....	10
Total Customer Support	11
D6R Track-Type Tractor Specifications.....	12
D6R Standard Equipment.....	16
D6R Attachments	17
Notes.....	19



Caterpillar has been the world leader in Track-Type Tractors for more than a century. The D6R combines legendary Cat durability and reliability with proven technology designed to reduce emissions while improving your productivity and your bottom line. From rugged structures to fully integrated engine and power train systems, the D6R is a world-class tractor built to help you produce the highest quality work in a variety of applications.

Cab and Controls

Productivity, safety, comfort

Operator Environment

The D6R features a choice of an isolation-mounted, pressurized cab that reduces noise and vibration. Large, single pane windows offer good views all around the machine for maximum productivity and enhanced job site safety. The Comfort Series seat is offset by 15 degrees for better visibility. It features fully adjustable positioning and armrests to provide a comfortable platform when working on steep grades or slopes.

Gauges and warning lights on the in-dash instrument cluster are easy to read, even in direct sunlight. The Cat Monitoring System Display gives operators and service technicians easy access to operating and maintenance information. The system provides three levels of warning and system monitoring so the operator can stay informed and still concentrate on the job.

Heating and Air Conditioning vents evenly distribute airflow within the cab. The cab can also feature optional dual pane glass for extreme cold weather environments for further operator comfort.

Dozer and Ripper Controls

All D6R controls are ergonomically designed for low-effort and ease of operation. The dozer and ripper control levers feature pilot-operated hydraulics for added operator comfort and precise control. When the AccuGrade system is activated, the dozer is electro-hydraulically controlled. When the operator returns to manual control, the dozer is operated through the pilot hydraulic system.

Throttle Rocker Switch

With the touch of a finger, the rocker switch activates high or low idle. A decelerator pedal gives the operator full control of engine speed when the rocker switch is in the high idle position. Engine speed can also be easily set in any range between high and low idle by simultaneously using the decelerator pedal to set the desired speed and pressing the throttle switch in for three seconds.

Steering and Transmission Control

The operator uses a single handle control to perform all direction and gear selection. The tiller bar control allows the operator to work more precisely in close areas around structures, grade stakes and other machines. Differential Steering provides the finest modulation in the industry.

Work Tool Lock-Out Switch

The work tool lock-out valve prevents inadvertent operation of the hydraulic work tool attachments for added safety.



Engine

Power and reliability



Caterpillar is one of the world's leading engine manufacturers. Every component of a Cat® engine is carefully designed to maximize durability and reliability. Precise controls optimize power and fuel efficiency while reducing emissions. Modular design and advanced electronic diagnostics enhance the engine's serviceability.

ACERT Technology

The D6R features a Cat C9 engine with ACERT™ Technology. A series of Caterpillar innovations provide advanced electronic control, precision fuel delivery and refined air management, resulting in outstanding performance and lower emissions. To help customers work within expanding global regulatory requirements, the C9 engine with ACERT Technology can meet equivalent EPA Tier 3 and Stage IIIA emission levels.

ATAAC

The air-to-air aftercooler (ATAAC) – part of the advanced air management system – brings cool air to the engine. This increases life, reduces emissions, and helps maximize fuel efficiency.

Fuel Delivery

Multiple injection fuel delivery very precisely controls the combustion cycle. This lowers combustion chamber temperatures to reduce emissions and translates into more work output per unit of fuel. The Hydraulic Electronic Unit Injector (HEUI™) fuel system controls injection pressure over the entire engine operating speed range for complete control over injection timing, duration, and pressure.

Fractured Split Connecting Rods

Design creates near-perfect joint alignment, maximizing rod bearing life. This, in combination with a high efficiency oil filter, ensures long engine life.

Cat Advanced High Efficiency Oil Filter

Advanced oil filters provide outstanding contamination control for a much cleaner running engine. The advanced filtration is accomplished without the shorter change intervals often required with other brands.

Cooling System

The all new cooling system includes engine radiator, Air-to-Air After Cooler (ATAAC), and hydraulic oil cooler. Engine radiator consists of two units of bar plate cooler, which are connected at the top with hose. The aluminum bar plate construction provides improved durability to debris plugging, abrasion and corrosion resistance.





Power Train

Powerful efficiency

The power shift transmission, unique Cat torque divider and differential steering are matched with the C9 engine to deliver outstanding power and reliability. The integrated system efficiently puts more power to the ground, utilizing more of the available horsepower, so you get more done with less.

Differential Steering System


Differential steering puts you on the leading edge of productivity by maintaining power to both tracks while turning. When one track speeds up, the other slows down an equal amount. Maneuverability – especially with large blade loads – is improved, as well as cycle times in some applications. Greater load capacity, power and speed control are possible in soft underfoot conditions on steep slopes because both tracks are powered during turns. A single tiller bar controls all directional and speed functions for ease of operation.

Torque Divider

A unique Cat torque divider sends 70 percent of engine torque through a converter and 30 percent through a direct drive shaft for greater driveline efficiency and higher torque multiplication. The D6R torque divider provides high reliability and low dynamic torque. Components are designed to absorb full engine power, and deliver an optimum combination of operator efficiency and driveline reliability.

Planetary Power Shift Transmission

The transmission includes three speeds forward and three speeds reverse, featuring thick, large diameter, high capacity, oil-cooled clutches. These clutches provide higher torque capacity and increase service life. The planetary power shift transmission has a proven, robust mechanical control system. Modular transmission and differential slide into rear case for servicing ease, even when a ripper is installed. An oil-to-water cooler provides maximum cooling capacity, and forced oil flow lubricates and cools clutch packs for maximum clutch life.



Structures

Rugged design for maximum service

The foundation of every Cat dozer is a rugged frame built to absorb high impact shock loads and twisting forces. A reinforced saddle, welded front cross-member and steel castings on the main case add to the overall strength.

The pivot shaft is bolted to the mainframe and connects to the rear roller frames to allow independent oscillation. The pivot shaft distributes impact loads through the case. This design eliminates alignment problems and the need for diagonal braces on the roller frames.

The pinned equalizer bar gives the roller frames the ability to oscillate up and down to better match ground contours for maximum traction and operator comfort. Bolted end pins offer longer life and reduce downtime with improved serviceability and reliability. A remote lubrication point in the engine compartment provides easy access to lubricate the center pin of the equalizer bar as part of scheduled maintenance practices.

Ground and implement shock loads are transferred to the mainframe to protect final drives, axles and steering components from harsh impacts for longer component life.

Modular power train components make it quick to remove and repair the transmission, final drives, steering differential or brakes.

Modular undercarriage components simplify service. Lifetime lubricated idlers and track/carrier rollers provide the ability to re-use internal components and rebuild or reshell components. This reduces owning and operating costs, and saves raw materials and natural resources.

Undercarriage

Proven productivity

Since its ground-breaking introduction in 1978, more than 100,000 Cat Track-Type Tractors have been sold with the elevated sprocket “high drive” undercarriage. This is a field-proven design that offers outstanding machine performance and longer component life.

The elevated sprocket design gives the operator excellent sight lines to the blade, sides and back of the machine. However, machine center of gravity remains low, offering excellent stability, balance and traction.

Heavy Duty Undercarriage

Standard Heavy Duty undercarriage components are designed for extended wear life in abrasive conditions and high impact applications like forestry, side-slopes, or working in rocky or uneven terrain. Heavy duty track is designed for enhanced penetration. The leading and trailing edges of each track shoe overlap the adjacent shoe to increase durability and component life.

SystemOne™ Undercarriage

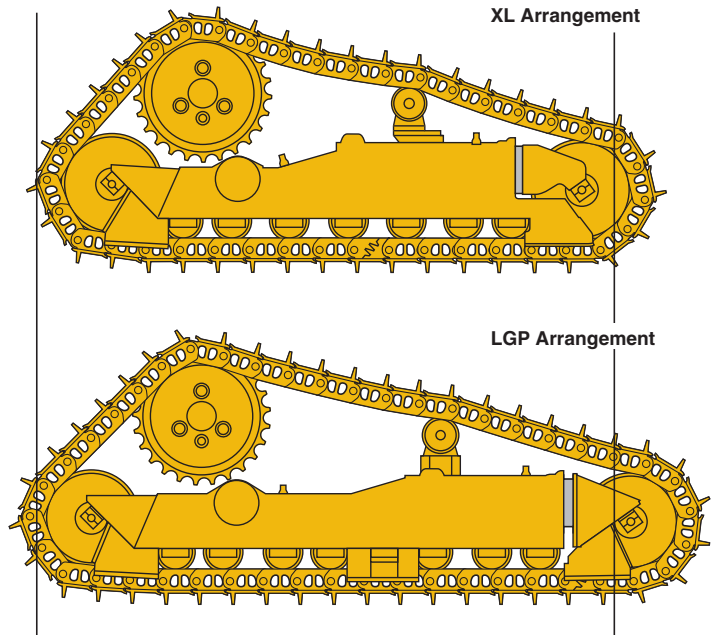
Optional SystemOne undercarriage can help reduce total undercarriage owning and operating costs in many applications. SystemOne features lifetime sealed and lubricated cartridges to eliminate bushing turns, and sprockets require no replacement during the life of the chain designed to work and wear as a system.

Two (2) Undercarriage Arrangements are available:

- XL arrangement – More track to the front positions the tractors weight rearward, which increases traction and performance in grading applications.
- LGP arrangement – Specifically designed to work in soft or wet conditions. Wide track shoes, long track frames, and a wider machine gauge increases ground contact area and reduces ground pressure for improved stability requiring flotation in swampy conditions.

Track Shoes

Moderate Service and Extreme Service track shoes are available for both Heavy Duty and SystemOne Undercarriage to help optimize the machine based on its most frequent applications.





Work Tools

Equipped for the job

L-Shaped Push Arms

L-shaped push arms bring the blade closer to the machine, providing excellent maneuverability, balance and blade penetration. The design provides solid lateral stability and better cylinder positions for constant pry-out independent of blade height.

Load Sensing Hydraulics

Field-proven, load-sensing, pilot controlled hydraulics respond to operating requirements by automatically and continually adjusting hydraulic power to maximize work tool efficiency.

Cat Blades

Blade designs feature a strong box-section design, made from steel with high tensile strength to stand up to the most severe applications. Heavy moldboard construction and hardened bolt-on cutting edges and end bits add strength and durability.

- Semi-Universal Blade – designed for superior load retention and penetration in tightly packed materials.
- Straight Blade – versatile blade, ideal for heavier materials.
- Angle Blade – secured by outside-mounted push arms using a pinned connection that allows blade angling and tilting, left or right. Blade angle is changed manually and blade tilt is changed hydraulically.

Multi-Shank Ripper

The three-shank parallelogram style ripper is available with curved or straight ripper shanks. This ripper is an excellent tool for preparing hard-packed material before dozing operations.

Rear Counterweight

Optimize balance for backing up steep slopes or increasing performance in heavy dozing applications and if another rear attachment is not specified.

Winch

See your Cat dealer for available Winch options best suited to your applications.

Integrated Electronic Solutions

Technology to reduce costs and improve productivity

AccuGrade System for Track-Type Tractors

The AccuGrade system automates blade control for improved grading accuracy and more cost effective operation. Sensors calculate precise blade slope and elevation, then automatically adjust the blade to maintain grade. Automated blade control improves efficiency by reaching grade faster and in fewer passes, reducing the need for traditional survey stakes or grade checkers.

AccuGrade™ Ready Option

AccuGrade systems and controls can be integrated from the factory, making system installation and setup quick and easy. Integration also provides greater system protection and reliability.

AccuGrade Systems



Three (3) systems are available to match the AccuGrade Ready Option integrated ex-factory selection. All calculate necessary blade adjustments to achieve grade, make automatic blade adjustments and calculate cut/fill requirements.

- **LASER** enables automatic blade control to execute 2D profiles and requires direct line of sight to a LASER transmitter. Field-proven and versatile, the dual laser system is ideal for fine grading of sites with flat, single or dual slope surfaces, such as industrial, commercial and residential building sites.
- **Universal Total Station (UTS)** is a high accuracy dynamic system to track a machine and monitor blade positioning. The UTS instrument continuously measures the target's position and transmits real-time positioning data to the operator via the in-cab display showing the exact position of the blade in relation to desired design.
- **Global Satellite Navigation Control Systems** are the best solution when a site involves contours, rather than single or dual slope planes. This technology uses Satellite Navigation to compare a blades position to a 3D computerized site plan and signals the operator, or automatically through the hydraulic system, to maneuver the blade to achieve the design.

Product Link

The optional Product Link* system is a factory installed or easily retrofitted wireless system that simplifies equipment fleet tracking. Using satellite or cellular technology, it automatically reports key machine parameters such as location, machine hours, active and logged service codes and security alarms.

* Product Link licensing not available in all areas.



Serviceability

Stay up and running



Cat machines are designed with serviceability in mind. Modular components, easy access to regular service points and features that enable quicker diagnostics all add up to less maintenance time and more time on the job.

Cat Monitoring System

The D6R features a monitoring system that provides feedback to operators with easy-to-read gauges and warning lamps that allows the operator to concentrate on the job at hand.

With the use of a Cat Electronic Technician (ET), your Cat dealer can determine historical performance parameters of the machine.

The Cat Monitoring System is designed to:

- Reduce downtime
- Match software to unique application needs
- Provide feedback on machine performance events

Scheduled Oil Sampling (S•O•SSM) Analysis

Monitor machine health and identify key maintenance needs before they lead to downtime through Cat Scheduled Oil Sampling. Cat machines feature live sampling ports for the engine oil, power train hydraulics and coolant. Cat oil sampling offers accurate analysis using tests designed by Caterpillar for Cat products, as well as knowledgeable interpretation of the results.

Built to be Rebuilt

Major components on the D6R are built to be rebuilt, extending the useful life of the machine. Machine and component rebuilds save money, and offer a sustainability element by saving raw materials and natural resources. See your Cat dealer to learn more about rebuild options.





Total Customer Support

Renowned dealer support

Only Cat machines come with the industry's best sales and service support – the Cat Dealer network. From helping you choose the right machine to ongoing support, your Cat dealer provides the best in sales and service. Manage your costs with preventive maintenance programs like Custom Track Service, Scheduled Oil Sampling (S•O•SSM) analysis, and guaranteed maintenance contracts. Stay productive with best-in-class parts availability. Your Cat dealer can even help with operator training to help you boost your profits.

And when it's time for replacement, your Cat dealer can help you save even more with Genuine Cat Remanufactured parts. Remanufactured power train and hydraulic components cost less, but come with the same warranty and reliability as new products. Talk with your Cat dealer to learn more about reducing waste and saving money through Cat Remanufacturing.

D6R Track-Type Tractor Specifications

Engine – XL/LGP

Engine Model	Cat® C9 ACERT™	
Rated Power at 1,850 rpm		
Gross Power – ISO 14396	163 kW	219 hp
Net Power – ISO 9249	149 kW	200 hp
Bore	112 mm	4.4 in
Stroke	149 mm	5.9 in
Displacement	8.8 L	537 in ³

- Net power advertised is the power available at the flywheel when engine is equipped with a fan, air cleaner, muffler and alternator.
- No deratings required up to 2286 m (7,500 ft) altitude, beyond 2286 m (7,500 ft) automatic derating occurs.
- Engine is capable to meet equivalent EPA Tier 3/EU Stage IIIA emission levels.

Transmission

1.0 Forward	3.7 km/h	2.3 mph
2.0 Forward	6.5 km/h	4.0 mph
3.0 Forward	11.3 km/h	7.0 mph
1.0 Reverse	4.8 km/h	3.0 mph
2.0 Reverse	8.3 km/h	5.1 mph
3.0 Reverse	14.4 km/h	8.9 mph

Service Refill Capacities

Fuel Tank	424 L	112 gal
Cooling System	76.8 L	20.3 gal
Engine Crankcase	28 L	7.4 gal
Power Train	145.7 L	38.5 gal
Final Drives (each)	13.6 L	3.6 gal
Roller Frames (each)	24.6 L	6.5 gal
Pivot Shaft Compartment	5 L	1.3 gal
Hydraulic Tank	51.5 L	13.6 gal

Weights

Operating Weight – XL SU	20 080 kg	44,270 lb
Operating Weight – XL A	20 257 kg	44,660 lb
Operating Weight – LGP S	21 715 kg	47,874 lb
Shipping Weight – XL	17 012 kg	37,505 lb
Shipping Weight – LGP	19 153 kg	42,225 lb

- Operating weight includes lubricants, coolant, full fuel tank, standard track, cab, hydraulic controls, drawbar and operator.
- Shipping weight includes lubricants, coolant, cab, hydraulic controls, standard track and 10 percent fuel.

Undercarriage

Width of Shoe – XL	560 mm	22 in
Width of Shoe – LGP	915 mm	36.02 in
Shoes/Side – XL	41	
Shoes/Side – LGP	45	
Grouser Height	65 mm	2.56 in
Pitch	203 mm	7.99 in
Track Gauge – XL	1880 mm	74 in
Track Gauge – LGP	2286 mm	90 in
Track on Ground – XL	2814 mm	110.8 in
Track on Ground – LGP	3245 mm	127.8 in
Ground Contact Area (STD Track) – XL	3.15 m ²	4,883 in ²
Ground Contact Area (STD Track) – LGP	5.94 m ²	9,207 in ²
Ground Pressure – XL	0.645 kg/cm ²	9.1 psi
Ground Pressure – LGP	0.366 kg/cm ²	5.2 psi

- XL with SU blade, with no rear attachments unless otherwise specified.

Hydraulic Controls – Pump

Pump Capacity at	6900 kPa	1,001 psi
RPM at Rated Engine Speed	2,125 rpm	
Pump Output	214 L/min	56.5 gal/min
Lift Cylinder Flow	190 L/min	50.2 gal/min
Tilt Cylinder Flow	80 L/min	21.1 gal/min
Ripper Cylinder Flow	160 L/min	42.3 gal/min

Hydraulic Controls – Main Relief Valve

Pressure Setting	42 000 kPa	6,092 psi
------------------	------------	-----------

Hydraulic Controls – Maximum Operating Pressure

Bulldozer	19 300 kPa	2,799 psi
Bulldozer Tilt	19 300 kPa	2,799 psi
Tilt Cylinder	19 300 kPa	2,799 psi
Ripper (Lift)	19 300 kPa	2,799 psi
Ripper (Pitch)	19 300 kPa	2,799 psi
Steering	40 000 kPa	5,802 psi

Blades

SU-Blade Capacity	5.61 m ³	7.34 yd ³
SU-Blade Width	3260 mm	10 ft 8 in
A-Blade Capacity	3.93 m ³	5.14 yd ³
A-Blade Width	4166 mm	13 ft 8 in
LGP S-Blade Capacity	3.70 m ³	4.84 yd ³
LGP S-Blade Width	4063 mm	13 ft 4 in

Ripper

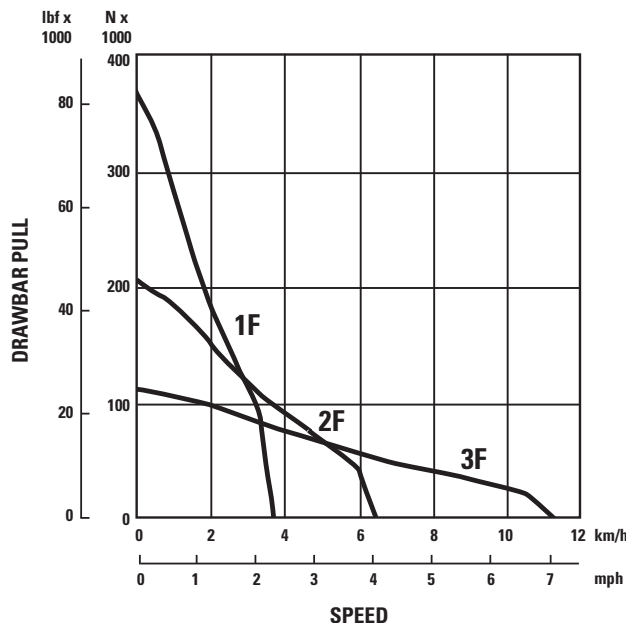
Type	Fixed Parallelogram	
Number of Pockets	3	
Overall Beam Width	2202 mm	87 in
Beam Cross Section	216 × 254 mm	8.5 × 10 in
Maximum Clearance Raised (under tip, pinned in bottom hole)	511 mm	20.1 in
Maximum Penetration	500 mm	19.7 in
Maximum Penetration Force	6603 kg	14,557 lb
Pryout Force	9134 kg	20,137 lb
Weight – with Three Shanks	1782 kg	3,932 lb

Standards

ROPS/FOPS	ROPS meets criteria SAE J395, SAE 1040 MAY94, ISO 3471-1994/ FOPS meets ISO 3449-1992 Level II
Brakes	Brakes meet criterion SAE J/ISO 10265 MAY98
Cab	Meets appropriate standards as listed below.

- The operator sound exposure Leq (equivalent sound pressure) measured according to the dynamic conditions in ISO 6396 is 79 dB(A) for a cab offered by Caterpillar when properly installed and maintained and with doors and windows closed when tested.
- Hearing protection may be needed when operating with an open operator station and cab (when not properly maintained or doors/windows open) for extended periods or in noisy environment.
- The exterior sound pressure level for a standard machine was measured according to the dynamic conditions in ISO 6395. On a machine equipped with a carrier roller, the sound level is 115 dB(A). On a machine without a carrier roller, the level is 114 dB(A).

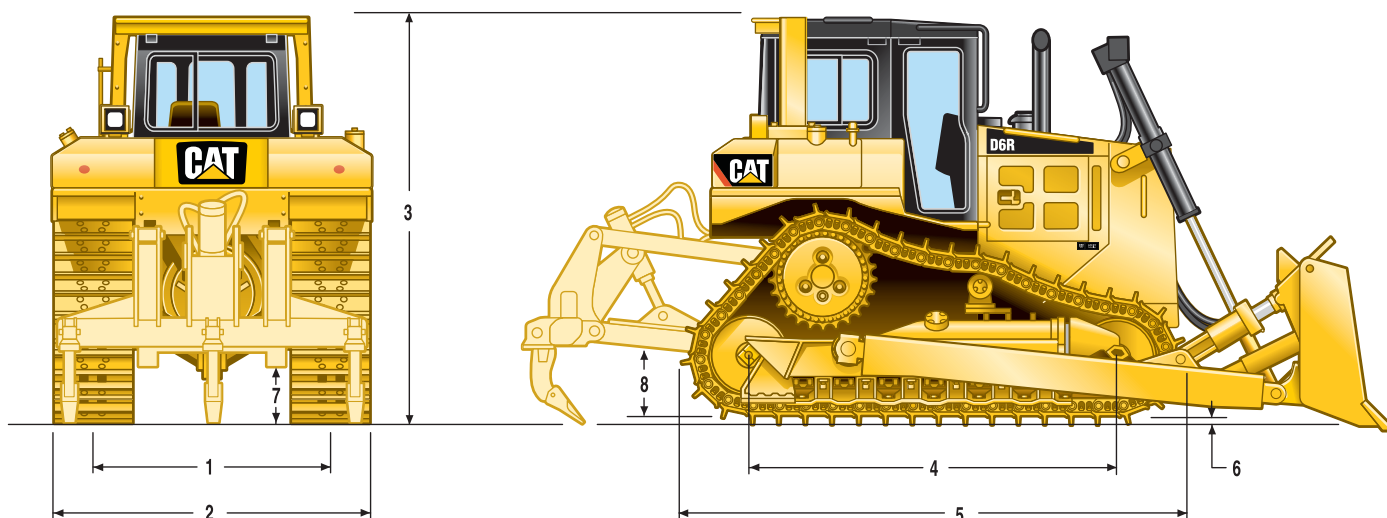
D6R XL/LGP Track-Type Tractor (EU Stage IIIA/U.S. EPA Tier 3 Equivalent)



— XL/LGP

D6R Track-Type Tractor Specifications

Dimensions



	XL	LGP
1 Track gauge	1880 mm (74 in)	2286 mm (90 in)
2 Width of tractor		
Over trunnions	2640 mm (103.9 in)	3491 mm (137.4 in)
Without trunnions (standard track)	2440 mm (96 in)	3201 mm (126 in)
3 Machine height from tip of grouser:		
Stack	3143 mm (123.7 in)	3193 mm (125.7 in)
ROPS	3195 mm (125.8 in)	3245 mm (127.8 in)
4 Length of track on ground ⁽¹⁾	2814 mm (110.8 in)	3245 mm (127.8 in)
5 Length of basic tractor	3860 mm (152 in)	4247 mm (167.2 in)
With following attachments add:		
Drawbar	217 mm (8.5 in)	251 mm (9.9 in)
Ripper Multi-Shank (tip at ground line)	1403 mm (55.2 in)	—
Winch	517 mm (20.4 in)	397 mm (15.6 in)
S Blade	—	1218 mm (48 in)
SU Blade	1472 mm (58 in)	—
A Blade	1349 mm (53.1 in)	—
6 Height of grouser	65 mm (2.6 in)	65 mm (2.6 in)
7 Ground clearance	383 mm (15.1 in)	433 mm (17 in)
Track pitch	203 mm (8 in)	203 mm (8 in)
Number of shoes per side	41	45
Number of rollers per side	7	8
Standard shoe	560 mm (22 in)	915 mm (36 in)
Ground contact area (standard track)	3.15 m ² (4,883 in ²)	5.94 m ² (9,207 in ²)
Ground pressure ⁽²⁾	0.645 kg/cm ² (9.1 psi)	0.366 kg/cm ² (5.2 psi)
8 Drawbar height (center of clevis from ground face of shoes)	576 mm (22.68 in)	576 mm (22.68 in)

⁽¹⁾ HD sealed and lubricated track. Add 48 mm (1.9 in) for XL and 22 mm (0.9 in) for LGP when fitted with SystemOne™ track.

⁽²⁾ XL with SU blade, with no rear attachments unless otherwise specified.

Bulldozer Specifications

Bulldozer Specifications	S	SU	A
	LGP	XL	XL
Blade capacity (SAE J1265)	3.70 m ³ (4.84 yd ³)	5.61 m ³ (7.34 yd ³)	3.93 m ³ (5.14 yd ³)
Width (over end bits)	4063 mm (160 in)	3260 mm (128.3 in)	4166 mm (164 in)
Height	1101 mm (44 in)	1412 mm (56 in)	1155 mm (45 in)
Digging depth	655 mm (26 in)	459 mm (18 in)	524 mm (21 in)
Ground clearance	1083 mm (43 in)	1195 mm (47 in)	1205 mm (47 in)
Maximum tilt	701 mm (28 in)	743 mm (29 in)	408 mm (16 in)
Weight*	2836 kg (6,252 lb)	2973 kg (6,554 lb)	3150 kg (6,945 lb)

*Includes push arms, blade, blade tilt cylinder(s), cutting edges and miscellaneous hardware components.

D6R Standard Equipment

Standard equipment may vary. Consult your Cat dealer for details.

ELECTRICAL

Alarm, backup
Alternator, 70-Amp, brushless
Batteries, 2 maintenance free 12V (24V system)
Converter, 12V, 10-Amp w/2 outlets
Connector, diagnostic
Lights, 4 (2 mounted on the lift cylinder facing forward, 2 mounted on the fuel tank facing rearward)
Electric start, 24V
Horn, forward warning

OPERATOR ENVIRONMENT

Air conditioner, under-hood
Armrest, adjustable
Cab, ROPS/FOPS
Decelerator pedal
Differential steering control
Electronic Monitoring System (EMS) with coolant temperature, power train oil, hydraulic oil and fuel gauge, tachometer, and diagnostic functions
Foot pads, dash
Heater
Hydraulic controls, pilot operated with electronic deactivation switch
Mirror, rearview
Radio ready
Seat, adjustable contour suspension
Seatbelt, retractable, 76 mm (3 in)
Throttle switch, electronic
Wipers, two (2) speed

POWER TRAIN

Cat C9 (8.8 L) diesel
Aluminum bar plate radiator cooling system
Air cleaner, precleaner with strata tube dust ejector
Air filter with electronic service indicator
After-cooler, air to air (ATAAC)
Coolant, extended life
Fan, blower, direct drive
Final drives, 3-planet single reduction planetary
Fuel priming pump, electric
Muffler with mitered stack
Parking brake
Prescreener
Torque divider
Planetary transmission, mechanical power shift 3F/3R speeds
Turbocharger, waste-gate
Water separator

UNDERCARRIAGE

Carrier rollers, lifetime lubricated (XL and LGP)
Equalizer bar
Guards, end track guiding
Guards, center track guiding (LGP)
Idlers, lifetime lubricated
Rollers, lifetime lubricated track
Track roller frames, tubular
Track adjusters, hydraulic
Sprocket rim segments, replaceable
Track, HD S & L, moderate service
XL arrangement: 560 mm (22 in), 41-section
LGP arrangement: 915 mm (36 in), 45-section

OTHER STANDARD EQUIPMENT

Parts book – CD ROM
Operation and Maintenance Manual – Paper
Engine enclosures, perforated
Front pull device
Guards, hinged bottom
Mounting, lift cylinder
Lift cylinder with lines, LH
Lift cylinder with lines, RH
Hood, perforated
Hydraulics, load sensing, dozer lift and tilt
Oil cooler, hydraulic
Product Link ready
Radiator doors, louvered, hinged, fan blast deflector
Sampling ports
Engine oil
Power train oil
Hydraulic oil
Engine coolant
Tool box
Vandalism protection
Padlocks for battery compartment and fuel drain valve
Padlock capable compartments

Weights are approximate.

	Additional Weight	
	kg	lb
ELECTRICAL		
Alternator, 150-Amp	-1	-2
Converter, 24V to 12V	2	4
Lights, additional 2 fwd, ROPS mounted	17	36
Lights, additional 2 fwd, lift cylinder mounted	6	12
ELECTRONICS		
Cat Product Link PL321 – Satellite	9	19
Cat Product Link PL522 – Cellular	9	19
GUARDS		
Guard, heavy-duty crankcase	164	362
Guard, heavy-duty radiator grill	44	96
Guard, fuel tank, without rear attachment	151	333
Guard, fuel tank, with rear attachment	158	348
Screen, rear	65	143
Striker bars, front, XL	399	879
Striker bars, front, LGP	460	1,014
OPERATOR ENVIRONMENT		
ROPS/FOPS canopy with vinyl seat	-358	-789
Air conditioner, ROPS cab mounted	114	251
Seat, cloth, air suspension	4	9
POWER TRAIN		
Drains, ecology, power train	3	6
Grid, radiator core protector	27	60
Prescreener, raised	-2	-4
Precleaner, turbine with screen	13	28
Heavy-duty batteries and starter	61	134
Fan, increased speed	10	21

	Additional Weight	
	kg	lb
UNDERCARRIAGE		
Heavy-duty, sealed and lubricated track		
41-section XL track roller frame		
560 mm (22 in) ES	150	331
610 mm (24 in) MS	72	159
610 mm (24 in) MS, TRAP-hole	20	44
45-section LGP track roller frame		
914 mm (36 in) ES, TRAP-hole, LGP	268	591
991 mm (39 in) self-cleaning, LGP	24	53
SystemOne™ track		
41-section XL track roller frame		
560 mm (22 in) ES, XL	-1315	-2,899
610 mm (24 in) ES, XL	-1232	-2,716
45-section LGP track roller frame		
914 mm (36 in) ES, LGP	278	613
Guards, track guiding, HD S & L		
Guide, track, moderate service, XL	197	434
Guide, track, moderate service, LGP	196	432
Guide, track, full length, XL	284	626
Guide, track, full length, LGP	242	534
Guards, track guiding, SystemOne™		
Guide, track, full length, XL	243	536
Guide, track, full length, LGP	275	606

	Additional Weight	
	kg	lb
OTHER ATTACHMENTS		
Rigid drawbar, long	117	258
Rear counterweight	781	1,722
Additional rear counterweight slab	342	753
Multi-shank ripper with 3 curved shanks	1848	4,074
Straight ripper shanks, set of 3	192	423
TECHNOLOGY PRODUCTS		
Installation, AccuGrade® ready, cab	29	63
HYDRAULICS		
Hydraulics, AccuGrade®, with rear attachments	11	23
Hydraulics, AccuGrade®, without rear attachments	11	24
Hydraulics, rear ripper	31	67
FEATURE PACKAGES		
Cold Weather Package	82	181
Includes: HD batteries, HD starter, 220V heater – engine coolant, heater – diesel fuel, solid engine hood, reversible fan, anti-freeze (-50° C/-58° F), ether starting aid, automatic.		
Cold Weather Package, Extreme	72	159
Includes: cab with dual pane glass, higher degree thermostat, arctic fluids (engine, pivot shaft, implement hydraulics and final drives).		
Waste Handling Packages, XL and LGP	934	2,059
Includes: 95-Amp ducted and sealed alternator, ES crankcase guard, HD radiator louvered guard, final drive and idler seal guard, turbine precleaner with screen, thermal shield, dozer line guards, chassis guards and seal.		
Sweep Package	381	840
Includes: sweep, lights (8) and guards.		

D6R Attachments

Weights are approximate.

	Additional Weight	
	kg	lb
FIELD INSTALLED ATTACHMENTS		
Guard, clamshell, final drive, XL	128	281
Guard, clamshell, final drive, LGP	209	460
Carrier roller kit	114	251

	Individual Component Weight	
	kg	lb
BULLDOZER		
Includes: tilt cylinder and hydraulic lines, brace, push-arms and trunnions		
Bulldozer Package, XL, A	1646	3,629
Bulldozer Package, XL, SU	1168	2,575
Bulldozer Package, LGP	1117	2,463

BULLDOZER ATTACHMENTS		
6SLGP blade	1323	2,917
6SUXL blade	1291	2,846
6AXL blade	1177	2,595
6SUXL landfill blade with trash rack	1654	3,646
6SLGP landfill blade with trash rack	1442	3,179
6SUXL blade with AccuGrade® mounting	1502	3,311
6SLGP blade with AccuGrade® mounting	1530	3,373

D6R Track-Type Tractor

For more complete information on Cat products, dealer services, and industry solutions, visit us on the web at www.cat.com

© 2012 Caterpillar Inc.
All rights reserved

Materials and specifications are subject to change without notice. Featured machines in photos may include additional equipment. See your Cat dealer for available options.

CAT, CATERPILLAR, SAFETY.CAT.COM, their respective logos, "Caterpillar Yellow" and the "Power Edge" trade dress, as well as corporate and product identity used herein, are trademarks of Caterpillar and may not be used without permission.

AEHQ6786 (09-2012)

